

COVID-19: summary of persons being monitored, persons tested, and cases

Data through Aug 12, 2020 verified as of Aug 13, 2020 at 09:25 AM

Data in this report are provisional and subject to change.

Monitored persons: people the Florida Department of Health was notified of for possible monitoring because they are a contact of a case, traveled from China, or were identified by the Centers for Disease Control and Prevention (CDC) as a part of a airline/ship contact investigation	
Total reports	169,458
Total persons of high, medium, or unknown risk	165,788
High/medium/unknown risk still being monitored	13,117

Persons tested: includes PCR and antigen test results received by the Department of Health from the state public health laboratory (BPHL), as well as commercial and hospital laboratories	
Total tested	4,128,584
Positive	557,137
Negative	3,564,981
Inconclusive	6,466
Awaiting testing	3,618

Cases: people with positive PCR or antigen test result	
Total cases	557,137
Florida residents	551,232
Non-Florida residents	5,905
Type of testing	
Florida residents	551,232
Positive by BPHL/CDC	19,329
Positive by commercial/hospital lab	531,903
Non-Florida residents	5,905
Positive by BPHL/CDC	213
Positive by commercial/hospital lab	5,692
Characteristics	
Florida residents hospitalized	32,537
Florida resident deaths	8,913
Non-Florida resident deaths	134
Hospitalized counts include anyone who was hospitalized at some point during their illness. It does not reflect the number of people currently hospitalized.	
More information on deaths identified through death certificate data is available on the National Center for Health Statistics website at www.cdc.gov/nchs/nvss/vsrr/COVID19/index.htm .	
Risk factors for Florida residents	
Traveled	4,160
Contact with a known case	167,479
Traveled and contact with a known case	4,288
Neither	375,305
No travel and no contact	61,161
Travel is unknown	244,731
Contact is unknown	116,217
Contact is pending	184,412
Travel can be unknown and contact can be unknown or pending for the same case, these numbers will sum to more than the "neither" total.	

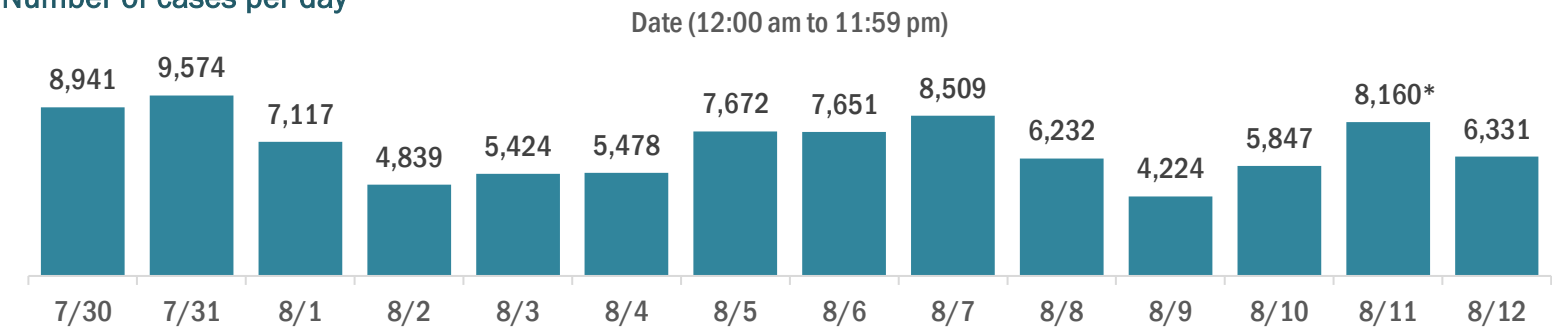
COVID-19: cases and laboratory testing over time

Data through Aug 12, 2020 verified as of Aug 13, 2020 at 09:25 AM

Data in this report are provisional and subject to change.

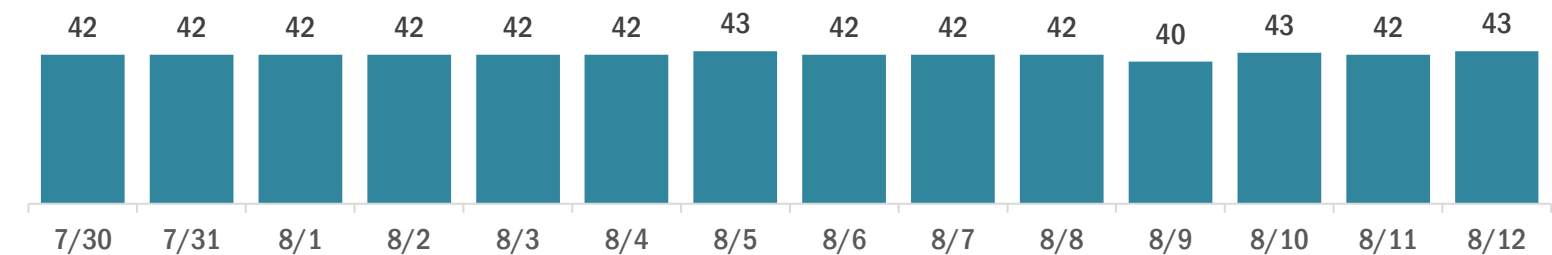
Cases in Florida residents per day for the past 2 weeks

Number of cases per day



*Denotes a one-time historical data submission from a newly enrolled laboratory into the Department's Electronic Laboratory Reporting (ELR) process. The number of new cases added on 8/11 would have been 5,218 when excluding the historical data submission.

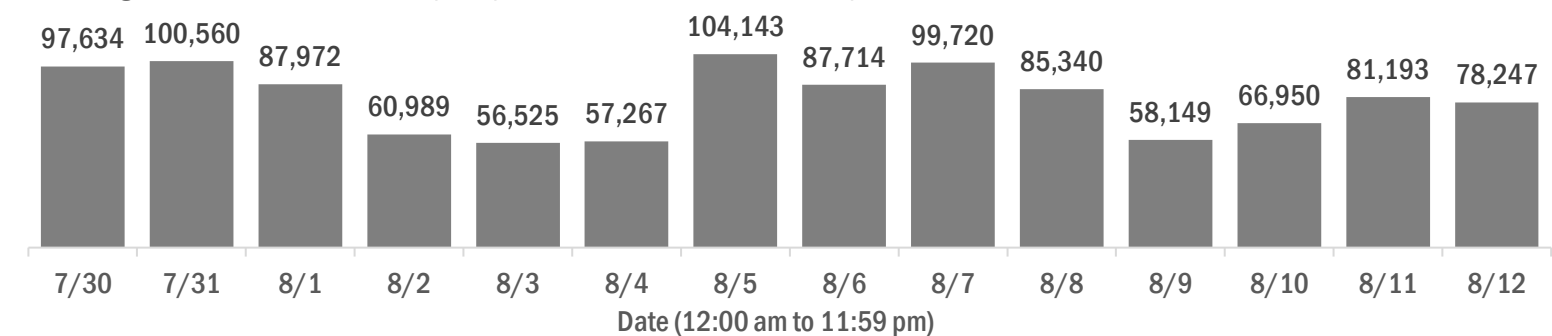
Median age of cases by day



Laboratory testing for Florida residents and non-Florida residents over the past 2 weeks

Number of people tested per day

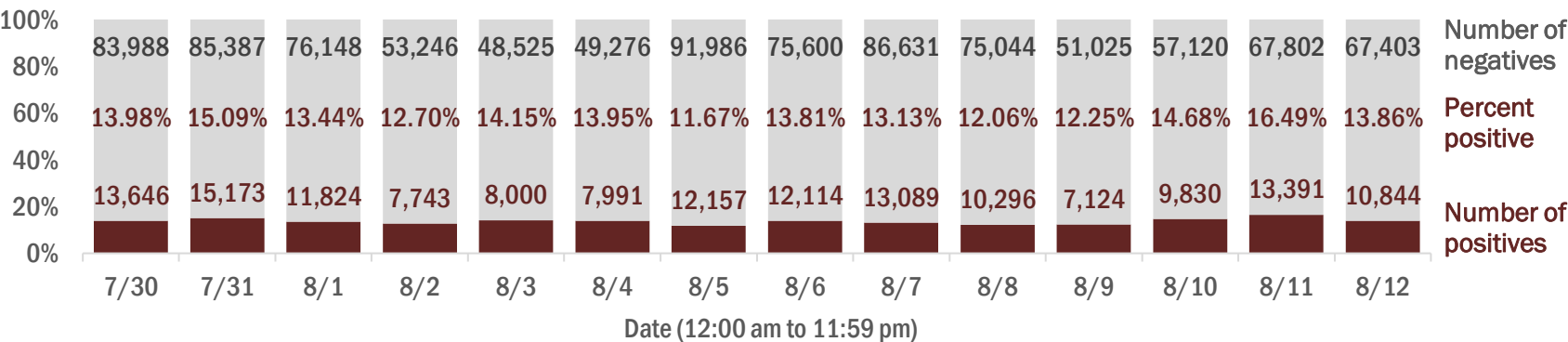
These counts include the number of people for whom the department received PCR or antigen laboratory results by day. People tested on multiple days will be included for each day a new result was received. A person is only counted once for each day they are tested, regardless of whether multiple specimens are tested or multiple results are received.



Number and percent of positive labs

The percent of positive results ranged from 11.67% to 16.49% over the past 2 weeks and was 13.86% yesterday.

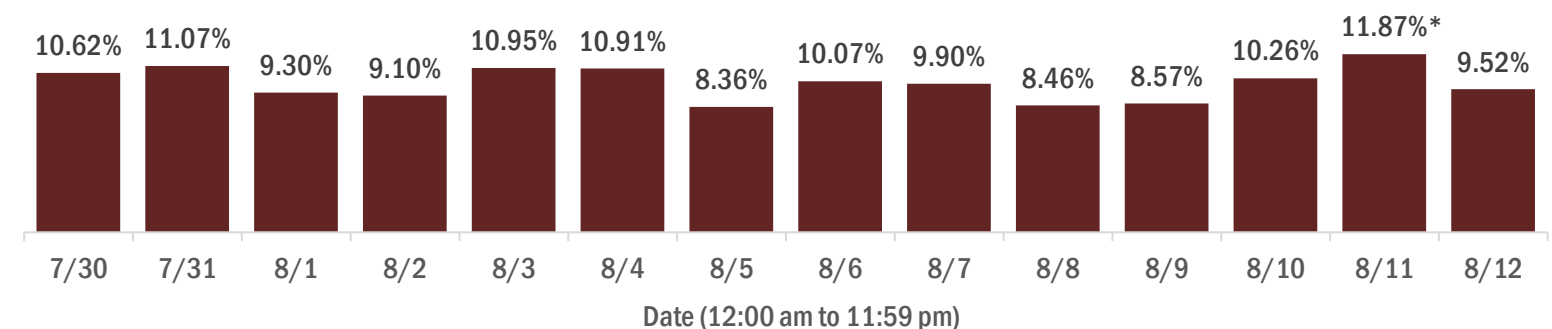
These counts include the number of people for whom the department received PCR or antigen laboratory results by day. People tested on multiple days will be included for each day a new result was received. A person is only counted once for each day they are tested, regardless of whether multiple specimens are tested or multiple results are received. If a person has a positive specimen and a negative specimen in the same day, only the positive result is counted.



Percent positivity for new cases

The percent of positive results ranged from 8.36% to 11.87% over the past 2 weeks and was 9.52% yesterday.

This percent is the number of people who test PCR- or antigen-positive for the first time divided by all the people tested that day, excluding people who have previously tested positive.



*Denotes a one-time historical data submission from a newly enrolled laboratory into the Department's Electronic Laboratory Reporting (ELR) process. The state positivity rate on 8/11 would have been 9.35% when excluding the historical data submission.

COVID-19: characteristics of 551,232 Florida resident cases

Data through Aug 12, 2020 verified as of Aug 13, 2020 at 09:25 AM

Data in this report are provisional and subject to change.

Age group	Cases		Hospitalizations		Deaths	
0-4 years	9,255	2%	202	1%	0	0%
5-14 years	21,904	4%	182	1%	3	0%
15-24 years	82,972	15%	834	3%	21	0%
25-34 years	105,679	19%	1,931	6%	61	1%
35-44 years	91,047	17%	2,880	9%	183	2%
45-54 years	88,522	16%	4,223	13%	385	4%
55-64 years	71,732	13%	5,791	18%	923	10%
65-74 years	41,328	7%	6,306	19%	1,836	21%
75-84 years	23,586	4%	5,858	18%	2,571	29%
85+ years	13,787	3%	4,326	13%	2,930	33%
Unknown	1,420	0%	4	0%	0	0%
Total	551,232		32,537		8,913	

Gender	Cases	
Female	281,080	51%
Male	266,132	48%
Unknown	4,020	1%
Total	551,232	

Ethnicity	Cases		Hospitalizations		Deaths	
Hispanic	149,227	27%	10,066	31%	2,185	25%
Non-Hispanic	195,102	35%	20,260	62%	5,790	65%
Unknown	206,903	38%	2,211	7%	938	11%
Total	551,232		32,537		8,913	

Race and ethnicity	Cases		Hospitalizations		Deaths	
White	220,237	40%	19,407	60%	5,934	67%
Hispanic	97,878	18%	7,167	22%	1,692	19%
Non-Hispanic	102,927	19%	11,457	35%	3,844	43%
Unknown	19,432	4%	783	2%	398	4%
Black	83,789	15%	7,954	24%	1,770	20%
Hispanic	3,841	1%	332	1%	55	1%
Non-Hispanic	70,324	13%	7,361	23%	1,630	18%
Unknown	9,624	2%	261	1%	85	1%
Other race	64,981	12%	3,881	12%	744	8%
Hispanic	32,551	6%	2,292	7%	366	4%
Non-Hispanic	18,447	3%	1,339	4%	284	3%
Unknown	13,983	3%	250	1%	94	1%
Unknown race	182,225	33%	1,295	4%	465	5%
Hispanic	14,957	3%	275	1%	72	1%
Non-Hispanic	3,404	1%	103	0%	32	0%
Unknown	163,864	30%	917	3%	361	4%
Total	551,232		32,537		8,913	

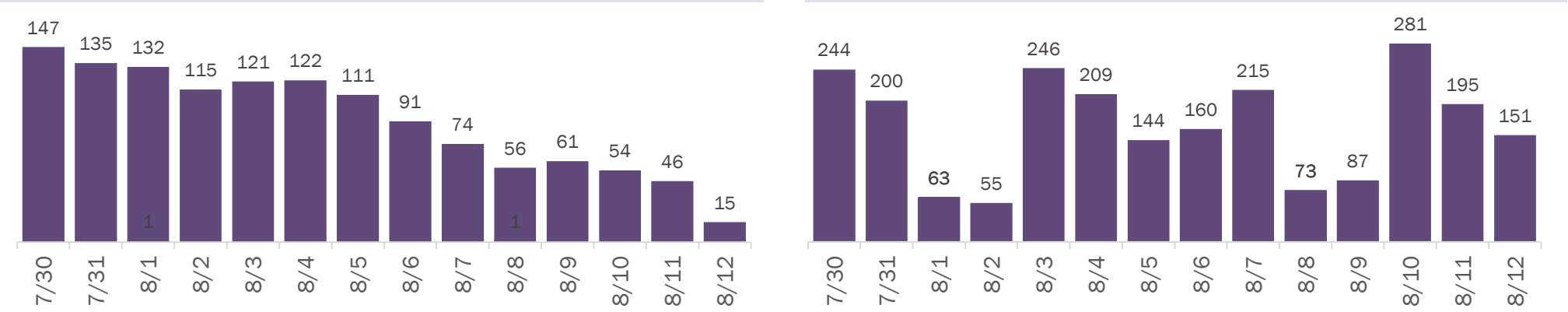
Hospitalization counts include anyone who was hospitalized at some point during their illness. It does not reflect the number of people currently hospitalized. **Other race** includes any person with a race of American Indian/Alaskan native, Asian, native Hawaiian/Pacific Islander, or other.

COVID-19: cases in Florida resident who have died

Data through Aug 12, 2020 verified as of Aug 13, 2020 at 09:25 AM

Data in this report are provisional and subject to change.

Demographics for all reported COVID-19 deaths: 8,913	
Deaths by date of death	Deaths by date reported by Department



Median age: 79 years				
Age group	Deaths	Cases	Case fatality rate	Mortality rate per 100,00 population
0-4 years	0	9,255	0.0%	0.0
5-14 years	3	21,904	0.0%	0.1
15-24 years	21	82,972	0.0%	0.8
25-34 years	61	105,679	0.1%	2.2
35-44 years	183	91,047	0.2%	7.0
45-54 years	385	88,522	0.4%	13.8
55-64 years	923	71,732	1.3%	31.9
65-74 years	1,836	41,328	4.4%	75.7
75-84 years	2,571	23,586	10.9%	183.1
85+ years	2,930	13,787	21.3%	507.3
Unknown	0	1,420	N/A	N/A
Total	8,913	551,232	1.6%	41.3

Race	Deaths	Cases	Case fatality rate	Mortality rate per 100,00 population
White	5,934	220,237	2.7%	0.0
Black	1,770	83,789	2.1%	0.0
Other	744	64,981	1.1%	0.0
Unknown	465	182,225	N/A	N/A
Total	8,913	551,232	1.6%	41.3

Gender	Deaths	Cases	Case fatality rate	Mortality rate per 100,00 population
Female	3,989	281,080	1.4%	36.1
Male	4,914	266,132	1.8%	46.5
Unknown	10	4,020	N/A	N/A
Total	8,913	551,232	1.6%	41.3

Ethnicity	Deaths	Cases	Case fatality rate	Mortality rate per 100,00 population
Hispanic	2,185	149,227	1.5%	38.5
Non-Hispanic	5,790	195,102	3.0%	36.4
Unknown	938	206,903	N/A	N/A
Total	8,913	551,232	1.6%	41.3

Age group distribution for deaths reported since previous report, previous 2 weeks, and cumulatively					
148 deaths reported since previous report		2,323 deaths reported from Jul 30 - Aug 12		8,913 deaths reported cumulatively	
0-4 years	0	0-4 years	0	0-4 years	0
5-14 years	0	5-14 years	0	5-14 years	0
15-24 years	0	15-24 years	4	15-24 years	4
25-34 years	1	25-34 years	9	25-34 years	9
35-44 years	2	35-44 years	43	35-44 years	43
45-54 years	5	45-54 years	106	45-54 years	106
55-64 years	16	55-64 years	259	55-64 years	259
65-74 years	37	65-74 years	478	65-74 years	478
75-84 years	44	75-84 years	694	75-84 years	694
85+ years	43	85+ years	730	85+ years	730
Unknown	0	Unknown	0	Unknown	0

COVID-19: cases in Florida resident who have died

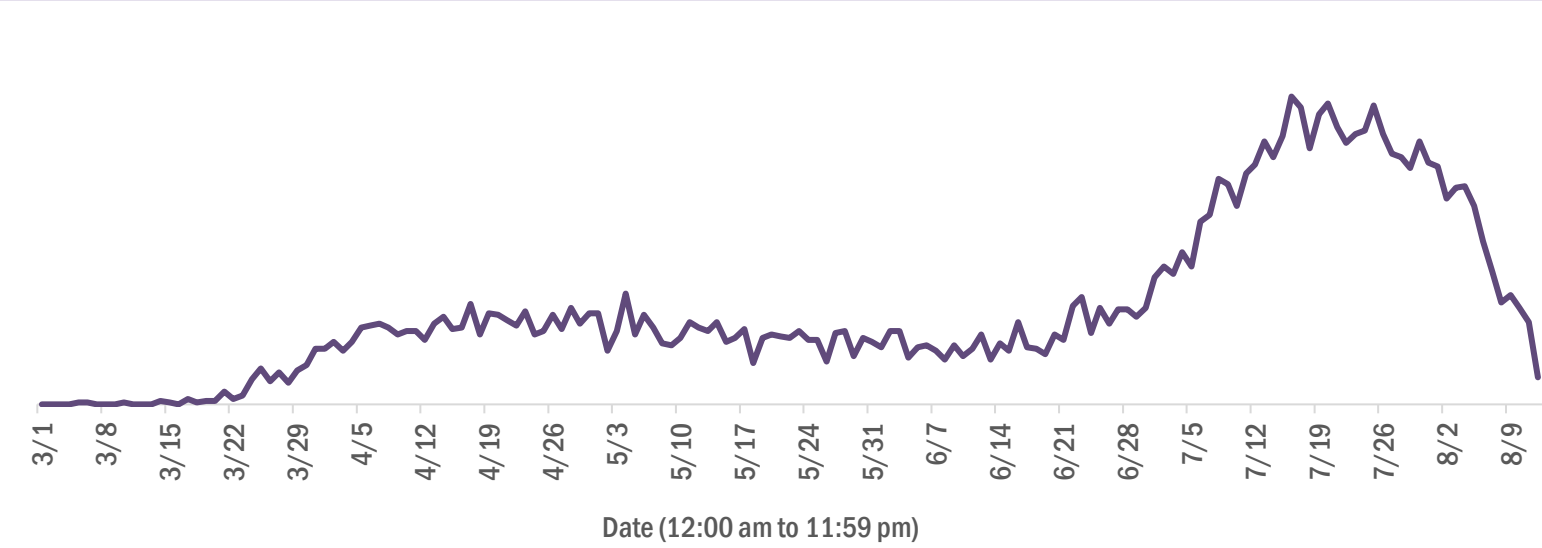
Data through Aug 12, 2020 verified as of Aug 13, 2020 at 09:25 AM

Data in this report are provisional and subject to change

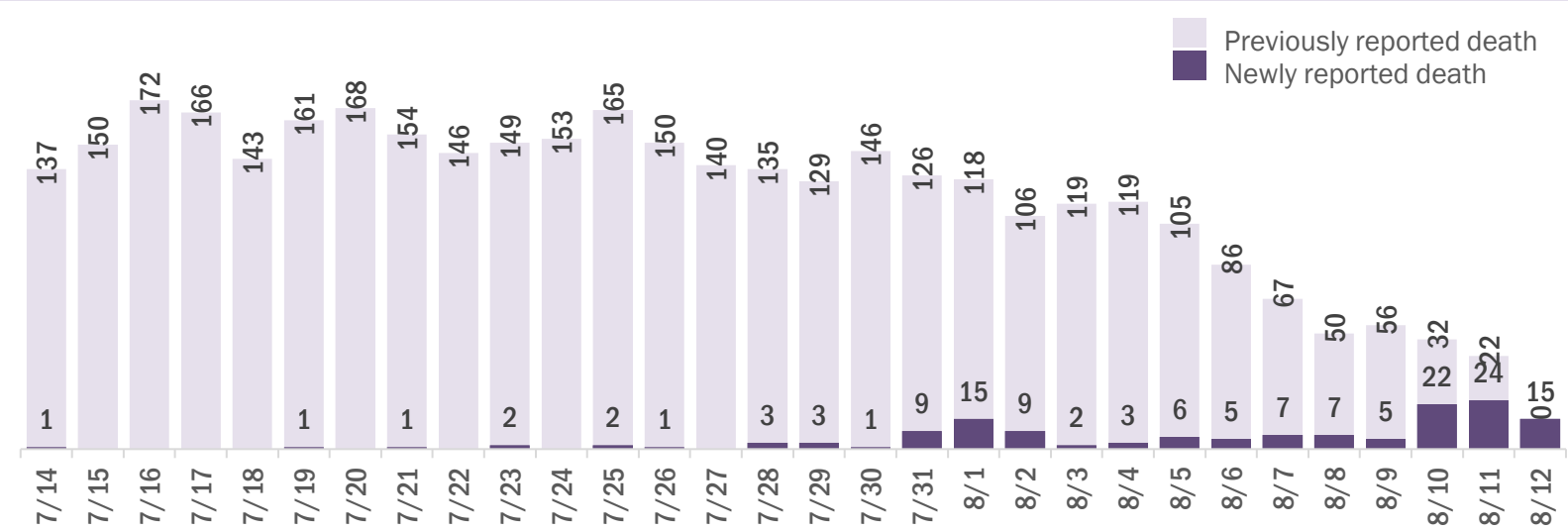
Deaths in Florida residents by date of death

146 deaths reported since previous report, 8,911 deaths cumulatively

March to present



Past 30 days



COVID-19: deaths in Florida residents and staff of long-term care facilities

Data through Aug 12, 2020 verified as of Aug 13, 2020 at 09:25 AM

Data in this report are provisional and subject to change.

For current cases in residents or staff of long-term care facilities, please visit: <https://floridahealthcovid19.gov/>

County Deaths				County Deaths				County Deaths			
Dade	642	<div></div>	17%	Clay	38	<div></div>	1%	Madison	5	<div></div>	0%
Palm Beach	396	<div></div>	10%	Osceola	31	<div></div>	1%	Jefferson	4	<div></div>	0%
Pinellas	371	<div></div>	10%	Suwannee	30	<div></div>	1%	Okeechobee	4	<div></div>	0%
Broward	265	<div></div>	7%	Indian River	28	<div></div>	1%	Baker	3	<div></div>	0%
Hillsborough	211	<div></div>	6%	Hernando	26	<div></div>	1%	Gilchrist	3	<div></div>	0%
Lee	199	<div></div>	5%	Okaloosa	24	<div></div>	1%	Bradford	2	<div></div>	0%
Polk	183	<div></div>	5%	Lake	21	<div></div>	1%	Hardee	2	<div></div>	0%
Manatee	115	<div></div>	3%	Hendry	19	<div></div>	0%	Holmes	2	<div></div>	0%
Sarasota	99	<div></div>	3%	St. Johns	17	<div></div>	0%	Nassau	2	<div></div>	0%
Brevard	98	<div></div>	3%	Walton	12	<div></div>	0%	Desoto	1	<div></div>	0%
Seminole	93	<div></div>	2%	Washington	12	<div></div>	0%	Flagler	1	<div></div>	0%
Duval	92	<div></div>	2%	Alachua	11	<div></div>	0%	Levy	1	<div></div>	0%
St. Lucie	92	<div></div>	2%	Putnam	11	<div></div>	0%	Monroe	1	<div></div>	0%
Volusia	84	<div></div>	2%	Sumter	11	<div></div>	0%	Taylor	1	<div></div>	0%
Escambia	74	<div></div>	2%	Bay	10	<div></div>	0%	Total	3,805		
Pasco	74	<div></div>	2%	Citrus	10	<div></div>	0%				
Orange	66	<div></div>	2%	Leon	10	<div></div>	0%				
Collier	65	<div></div>	2%	Santa Rosa	9	<div></div>	0%				
Martin	59	<div></div>	2%	Gadsden	8	<div></div>	0%				
Charlotte	56	<div></div>	1%	Columbia	7	<div></div>	0%				
Jackson	41	<div></div>	1%	Calhoun	6	<div></div>	0%				
Marion	41	<div></div>	1%	Highlands	6	<div></div>	0%				

Note: cases are summarized by the county of usual residence. Residents and staff may be cases associated with facilities that are not in their county of usual residence, resulting in cases being included below for counties that do not have facilities with known cases.

COVID-19: characteristics of 557,137 cases

Data through Aug 12, 2020 verified as of Aug 13, 2020 at 09:25 AM

Data in this report are provisional and subject to change.

Tables below include cases in Florida residents and non-Florida residents.

All 67 Florida counties have cases:

County	FL resident cases		Non-FL resident cases	Total cases	FL resident deaths	FL death rate
Dade	140,037	<div><div></div></div> 25%	947	140,984	1,954	1.4%
Broward	64,217	<div><div></div></div> 12%	524	64,741	883	1.4%
Palm Beach	37,861	<div><div></div></div> 7%	347	38,208	964	2.5%
Hillsborough	33,294	<div><div></div></div> 6%	134	33,428	427	1.3%
Orange	32,164	<div><div></div></div> 6%	411	32,575	330	1.0%
Duval	23,912	<div><div></div></div> 4%	250	24,162	212	0.9%
Pinellas	18,201	<div><div></div></div> 3%	128	18,329	536	2.9%
Lee	16,744	<div><div></div></div> 3%	295	17,039	368	2.2%
Polk	14,939	<div><div></div></div> 3%	53	14,992	343	2.3%
Collier	10,498	<div><div></div></div> 2%	142	10,640	148	1.4%
Osceola	9,955	<div><div></div></div> 2%	82	10,037	107	1.1%
Escambia	9,129	<div><div></div></div> 2%	906	10,035	141	1.5%
Manatee	9,452	<div><div></div></div> 2%	102	9,554	242	2.6%
Volusia	8,147	<div><div></div></div> 1%	59	8,206	151	1.9%
Seminole	7,296	<div><div></div></div> 1%	27	7,323	138	1.9%
Pasco	7,245	<div><div></div></div> 1%	38	7,283	141	1.9%
Marion	6,907	<div><div></div></div> 1%	14	6,921	108	1.6%
Sarasota	6,425	<div><div></div></div> 1%	54	6,479	167	2.6%
Brevard	6,292	<div><div></div></div> 1%	21	6,313	163	2.6%
St. Lucie	6,018	<div><div></div></div> 1%	22	6,040	188	3.1%
Lake	5,358	<div><div></div></div> 1%	33	5,391	75	1.4%
Leon	5,119	<div><div></div></div> 1%	116	5,235	26	0.5%
Bay	4,571	<div><div></div></div> 1%	73	4,644	52	1.1%
Alachua	4,336	<div><div></div></div> 1%	55	4,391	26	0.6%
Santa Rosa	4,053	<div><div></div></div> 1%	35	4,088	44	1.1%
Martin	3,858	<div><div></div></div> 1%	25	3,883	101	2.6%
St. Johns	3,775	<div><div></div></div> 1%	42	3,817	42	1.1%
Okaloosa	3,604	<div><div></div></div> 1%	28	3,632	49	1.4%
Clay	3,358	<div><div></div></div> 1%	11	3,369	61	1.8%
Columbia	2,947	<div><div></div></div> 1%	11	2,958	21	0.7%
Indian River	2,569	<div><div></div></div> 0%	15	2,584	58	2.3%
Charlotte	2,315	<div><div></div></div> 0%	6	2,321	97	4.2%
Suwannee	2,135	<div><div></div></div> 0%	17	2,152	45	2.1%
Hernando	2,110	<div><div></div></div> 0%	14	2,124	53	2.5%
Jackson	1,980	<div><div></div></div> 0%	16	1,996	46	2.3%

County	FL resident cases		Non-FL resident cases	Total cases	FL resident deaths	FL death rate
Gadsden	1,976	0%	8	1,984	26	1.3%
Hendry	1,838	0%	1	1,839	38	2.1%
Citrus	1,659	0%	4	1,663	38	2.3%
Monroe	1,550	0%	27	1,577	13	0.8%
Putnam	1,558	0%	1	1,559	29	1.9%
Highlands	1,518	0%	5	1,523	40	2.6%
Walton	1,330	0%	120	1,450	18	1.4%
Sumter	1,402	0%	8	1,410	44	3.1%
Desoto	1,390	0%	3	1,393	18	1.3%
Nassau	1,202	0%	78	1,280	11	0.9%
Flagler	1,096	0%	11	1,107	13	1.2%
Okeechobee	1,083	0%	4	1,087	12	1.1%
Baker	1,052	0%	0	1,052	4	0.4%
Taylor	1,024	0%	3	1,027	5	0.5%
Hardee	991	0%	7	998	8	0.8%
Washington	886	0%	10	896	14	1.6%
Wakulla	741	0%	6	747	5	0.7%
Madison	725	0%	13	738	9	1.2%
Levy	716	0%	4	720	5	0.7%
Unknown	215	0%	505	720	0	0.0%
Gulf	702	0%	10	712	2	0.3%
Hamilton	620	0%	5	625	4	0.6%
Dixie	570	0%	0	570	4	0.7%
Bradford	545	0%	0	545	4	0.7%
Holmes	508	0%	10	518	4	0.8%
Calhoun	484	0%	0	484	8	1.7%
Lafayette	469	0%	0	469	2	0.4%
Jefferson	456	0%	6	462	5	1.1%
Union	456	0%	0	456	5	1.1%
Franklin	445	0%	3	448	2	0.4%
Glades	410	0%	0	410	3	0.7%
Liberty	407	0%	0	407	7	1.7%
Gilchrist	387	0%	0	387	6	1.6%
Total	551,232		5,905	557,137	8,913	1.6%

COVID-19: characteristics of 551,232 Florida resident cases

Data through Aug 12, 2020 verified as of Aug 13, 2020 at 09:25 AM

Data in this report are provisional and subject to change.

The table below includes the cities and counties of residence for cases in Florida residents based on the patient's ZIP Code.

Note that city is not always received as part of the initial notification and may be missing while the case is being investigated.

City and county	Cases
Miami, Dade	84,233
Orlando, Orange	24,533
Jacksonville, Duval	22,308
Hialeah, Dade	20,261
Tampa, Hillsborough	20,158
Fort Lauderdale, Broward	14,309
Hollywood, Broward	12,433
Homestead, Dade	9,632
West Palm Beach, Palm Beach	9,540
Kissimmee, Osceola	8,028
Naples, Collier	7,632
Pompano Beach, Broward	7,569
Saint Petersburg, Pinellas	7,517
Pensacola, Escambia	7,308
Fort Myers, Lee	6,899
Bradenton, Manatee	6,515
Ocala, Marion	5,502
Lake Worth, Palm Beach	5,261
Boca Raton, Palm Beach	5,212
Tallahassee, Leon	4,997
Sarasota, Sarasota	4,725
Lakeland, Polk	4,667
Miramar, Broward	4,112
Cape Coral, Lee	3,901
Clearwater, Pinellas	3,601
Port Saint Lucie, St. Lucie	3,566
Miami Gardens, Dade	3,528
Gainesville, Alachua	3,505
Miami Beach, Dade	3,472
Lehigh Acres, Lee	3,415
Boynton Beach, Palm Beach	3,383
Winter Haven, Polk	2,969
Panama City, Bay	2,955
Coral Springs, Broward	2,830
Lake City, Columbia	2,814
Delray Beach, Palm Beach	2,594
Opa Locka, Dade	2,319
Sunrise, Broward	2,313
Davie, Broward	2,313
Milton, Santa Rosa	2,263
Doral, Dade	2,210
Brandon, Hillsborough	2,190
Fort Pierce, St. Lucie	2,185
Immokalee, Collier	2,164
Riverview, Hillsborough	2,101
Plant City, Hillsborough	2,081
Apopka, Orange	2,043
Saint Augustine, St. Johns	2,005
Missing, Broward	1,978
Largo, Pinellas	1,905
North Miami Beach, Dade	1,885
Live Oak, Suwannee	1,864
Stuart, Martin	1,863
Melbourne, Brevard	1,857
Vero Beach, Indian River	1,805
Deerfield Beach, Broward	1,800
Daytona Beach, Volusia	1,800
Tamarac, Broward	1,784
Sanford, Seminole	1,778

COVID-19: characteristics of 551,232 Florida resident cases

Data through Aug 12, 2020 verified as of Aug 13, 2020 at 09:25 AM

Data in this report are provisional and subject to change.

The table below includes the cities and counties of residence for cases in Florida residents based on the patient's ZIP Code.

Note that city is not always received as part of the initial notification and may be missing while the case is being investigated.

City and county	Cases
Plantation, Broward	1,753
Jupiter, Palm Beach	1,735
Saint Cloud, Osceola	1,642
New Port Richey, Pasco	1,639
Orange Park, Clay	1,596
Deltona, Volusia	1,536
Lake Worth Beach, Palm Beach	1,452
Margate, Broward	1,440
Miami Lakes, Dade	1,426
Clermont, Lake	1,394
Palmetto, Manatee	1,389
Weston, Broward	1,373
Palm Bay, Brevard	1,309
Fort Walton Beach, Okaloosa	1,303
Deland, Volusia	1,296
North Lauderdale, Broward	1,291
Coconut Creek, Broward	1,246
Palm Beach Gardens, Palm Beach	1,237
Hallandale, Broward	1,224
Coral Gables, Dade	1,223
Arcadia, Desoto	1,221
Winter Garden, Orange	1,221
Altamonte Springs, Seminole	1,210
Haines City, Polk	1,207
Davenport, Polk	1,181
Winter Park, Orange	1,181
Port Charlotte, Charlotte	1,149
Spring Hill, Hernando	1,146
Oviedo, Seminole	1,128
Ocoee, Orange	1,122
Bonita Springs, Lee	1,100
Royal Palm Beach, Palm Beach	1,070
North Miami, Dade	1,035
Okeechobee, Okeechobee	1,024
Land O Lakes, Pasco	1,020
Quincy, Gadsden	1,018
Oakland Park, Broward	1,015
Palm Harbor, Pinellas	1,014
Wellington, Palm Beach	1,012
Wesley Chapel, Pasco	1,006
Missing, Dade	992
Clewiston, Hendry	963
Pinellas Park, Pinellas	955
Perry, Taylor	943
Ruskin, Hillsborough	939
Indiantown, Martin	929
Punta Gorda, Charlotte	904
Valrico, Hillsborough	901
Lutz, Hillsborough	896
Cutler Ridge, Dade	885
Pembroke Pines, Broward	879
Longwood, Seminole	877
Century, Escambia	862
Seminole, Pinellas	856
Belle Glade, Palm Beach	855
Florida City, Dade	850
Missing, Palm Beach	829
Palm Coast, Flagler	809
Leesburg, Lake	807

COVID-19: characteristics of 551,232 Florida resident cases

Data through Aug 12, 2020 verified as of Aug 13, 2020 at 09:25 AM

Data in this report are provisional and subject to change.

The table below includes the cities and counties of residence for cases in Florida residents based on the patient's ZIP Code.

Note that city is not always received as part of the initial notification and may be missing while the case is being investigated.

City and county	Cases
Wimauma, Hillsborough	784
Palatka, Putnam	766
Bartow, Polk	743
Windermere, Orange	740
Key West, Monroe	738
Casselberry, Seminole	738
Ormond Beach, Volusia	736
North Port, Sarasota	735
Lynn Haven, Bay	729
Middleburg, Clay	728
Crestview, Okaloosa	726
Graceville, Jackson	720
Jacksonville Beach, Duval	713
Brooksville, Hernando	713
Chipley, Washington	708
Cocoa, Brevard	702
Cantonment, Escambia	691
Kissimmee, Polk	685
Auburndale, Polk	679
Sebring, Highlands	652
Lake Mary, Seminole	651
Aventura, Dade	642
Tavares, Lake	641
Crawfordville, Wakulla	629
North Fort Myers, Lee	627
Zephyrhills, Pasco	624
Dade City, Pasco	619
Sanderson, Baker	616
Hudson, Pasco	612
Carol City, Dade	602
Panama City Beach, Bay	600
Port Richey, Pasco	598
Labelle, Hendry	594
Gulf Breeze, Santa Rosa	591
Loxahatchee, Palm Beach	588
Lake Wales, Polk	567
Port Orange, Volusia	561
Tarpon Springs, Pinellas	558
Winter Springs, Seminole	551
Riviera Beach, Palm Beach	540
Seffner, Hillsborough	533
Venice, Sarasota	533
Mulberry, Polk	532
Marianna, Jackson	525
Maitland, Orange	525
Cooper City, Broward	514
Saint Johns, St. Johns	507
Sarasota, Manatee	501
Destin, Okaloosa	501
Orange City, Volusia	499
Navarre, Santa Rosa	491
Holiday, Pasco	491
Avon Park, Highlands	479
Ponte Vedra Beach, St. Johns	479
Santa Rosa Beach, Walton	464
Merritt Island, Brevard	462
Fernandina Beach, Nassau	462
South Bay, Palm Beach	461
Missing, Collier	460

COVID-19: characteristics of 551,232 Florida resident cases

Data through Aug 12, 2020 verified as of Aug 13, 2020 at 09:25 AM

Data in this report are provisional and subject to change.

The table below includes the cities and counties of residence for cases in Florida residents based on the patient's ZIP Code.

Note that city is not always received as part of the initial notification and may be missing while the case is being investigated.

City and county	Cases
Defuniak Springs, Walton	455
Crossings, Dade	452
Mayo, Lafayette	452
Dunedin, Pinellas	450
Eustis, Lake	446
Wauchula, Hardee	446
Dania, Broward	441
Titusville, Brevard	439
Green Cove Springs, Clay	437
The Villages, Sumter	436
Starke, Bradford	433
Madison, Madison	428
Pahokee, Palm Beach	419
Jasper, Hamilton	418
Parrish, Manatee	416
Dover, Hillsborough	413
Fleming Island, Clay	413
Inverness, Citrus	412
Gibsonton, Hillsborough	412
Monticello, Jefferson	409
Havana, Gadsden	407
Niceville, Okaloosa	402
Wewahitchka, Gulf	399
Lantana, Palm Beach	399
Palm City, Martin	398
New Smyrna Beach, Volusia	398
South Miami, Dade	397
Rockledge, Brevard	394
Mount Dora, Lake	390
Bonifay, Holmes	387
Estero, Lee	382
Odessa, Hillsborough	381
Moore Haven, Glades	379
Key Biscayne, Dade	379
Groveland, Lake	378
Parkland, Broward	377
Fellsmere, Indian River	376
Pinecrest, Dade	368
Missing, Hillsborough	366
Missing, Duval	354
Lake Butler, Union	354
Cross City, Dixie	350
Crescent City, Putnam	338
Bristol, Liberty	336
Atlantic Beach, Duval	334
Lauderdale Lakes, Broward	334
Carrabelle, Franklin	333
Blountstown, Calhoun	328
Debary, Volusia	325
Polk City, Polk	324
Oldsmar, Pinellas	320
Everglades National Park, Dade	320
Lauderhill, Broward	316
Pace, Santa Rosa	315
South Miami Heights, Dade	312
Missing, Orange	309
Hobe Sound, Martin	302
Lithia, Hillsborough	300
Palm Springs, Palm Beach	299

COVID-19: characteristics of 551,232 Florida resident cases

Data through Aug 12, 2020 verified as of Aug 13, 2020 at 09:25 AM

Data in this report are provisional and subject to change.

The table below includes the cities and counties of residence for cases in Florida residents based on the patient's ZIP Code.

Note that city is not always received as part of the initial notification and may be missing while the case is being investigated.

City and county	Cases
North Palm Beach, Palm Beach	296
Sun City Center, Hillsborough	295
Frostproof, Polk	284
Missing, Pasco	284
Apollo Beach, Hillsborough	283
Alachua, Alachua	277
Summerfield, Marion	276
Macclenny, Baker	275
El Portal, Dade	272
Missing, Santa Rosa	268
Wilton Manors, Broward	265
Yulee, Nassau	260
Missing, St. Lucie	253
Biscayne Park, Dade	253
Missing, Polk	252
Ellenton, Manatee	251
Sebastian, Indian River	249
Bowling Green, Hardee	248
Missing, St. Johns	247
Coconut Grove, Dade	244
Bellevue, Marion	244
Bushnell, Sumter	243
Fort Meade, Polk	243
Missing, Hendry	243
Ponte Vedra, St. Johns	241
Crystal River, Citrus	241
Safety Harbor, Pinellas	236
Williston, Levy	233
Wildwood, Sumter	232
Trenton, Gilchrist	232
Chattahoochee, Gadsden	230
Sneads, Jackson	229
Lake Placid, Highlands	224
Kendall, Dade	221
Coral, Dade	214
Port Saint Joe, Gulf	213
Dunnellon, Marion	210
Homosassa, Citrus	209
Key Largo, Monroe	206
Callahan, Nassau	202
Palmetto Bay, Dade	202
Mary Esther, Okaloosa	201
Chiefland, Levy	200
Jensen Beach, Martin	199
Newberry, Alachua	191
Lady Lake, Lake	190
Missing, Citrus	189
Old Town, Dixie	188
Shalimar, Okaloosa	188
Mascotte, Lake	184
Edgewater, Volusia	182
Missing, Marion	180
Missing, Hardee	179
Missing, Volusia	179
Uleta, Dade	177
Missing, Madison	175
Missing, Osceola	167
Southwest Ranches, Broward	166
Thonotosassa, Hillsborough	166

COVID-19: characteristics of 551,232 Florida resident cases

Data through Aug 12, 2020 verified as of Aug 13, 2020 at 09:25 AM

Data in this report are provisional and subject to change.

The table below includes the cities and counties of residence for cases in Florida residents based on the patient's ZIP Code.

Note that city is not always received as part of the initial notification and may be missing while the case is being investigated.

City and county	Cases
Marathon, Monroe	165
Freeport, Walton	164
Jacksonville, St. Johns	164
Lake Alfred, Polk	163
Lecanto, Citrus	161
Missing, Hernando	160
Missing, Brevard	159
Minneola, Lake	151
Satellite Beach, Brevard	148
Missing, Highlands	146
Missing, Desoto	144
West Melbourne, Brevard	143
Marco Island, Collier	143
Neptune Beach, Duval	143
Pierson, Volusia	143
Missing, Seminole	142
Spring Hill, Pasco	140
Myakka City, Manatee	139
Nokomis, Sarasota	139
Bronson, Levy	139
Citra, Marion	138
Cocoa Beach, Brevard	135
Hilliard, Nassau	134
Midway, Gadsden	133
Sorrento, Lake	132
Missing, Monroe	132
Beverly Hills, Citrus	132
Missing, Martin	131
Clearwater Beach, Pinellas	131
Lake Park, Palm Beach	130
Jennings, Hamilton	129
Englewood, Charlotte	128
Medley, Dade	127
Missing, Indian River	126
Gulfport, Pinellas	124
Malone, Jackson	123
Sweetwater, Dade	123
Missing, Pinellas	122
Coleman, Sumter	121
Tavernier, Monroe	121
De Leon Springs, Volusia	120
Holly Hill, Volusia	119
Fort White, Columbia	119
Golden Beach, Dade	116
Bell, Gilchrist	115
Miramar Beach, Walton	114
Molino, Escambia	114
Bunnell, Flagler	110
Jay, Santa Rosa	109
Umatilla, Lake	108
Missing, Sarasota	108
Kenneth City, Pinellas	108
Missing, Nassau	108
Palm Beach, Palm Beach	107
High Springs, Alachua	106
Fruitland Park, Lake	105
Zolfo Springs, Hardee	104
Indialantic, Brevard	103
Dunnellon, Citrus	103

COVID-19: characteristics of 551,232 Florida resident cases

Data through Aug 12, 2020 verified as of Aug 13, 2020 at 09:25 AM

Data in this report are provisional and subject to change.

The table below includes the cities and counties of residence for cases in Florida residents based on the patient's ZIP Code.

Note that city is not always received as part of the initial notification and may be missing while the case is being investigated.

City and county	Cases
Alva, Lee	103
Hernando, Citrus	101
Missing, Lee	101
Missing, Unknown	100
Glen Saint Mary, Baker	98
Fisher Island, Dade	97
Englewood, Sarasota	96
Gretna, Gadsden	95
East Palatka, Putnam	93
Cottondale, Jackson	93
Keystone Heights, Clay	91
Flagler Beach, Flagler	90
Missing, Okaloosa	90
Trinity, Pasco	88
Tequesta, Palm Beach	88
Missing, Gulf	87
Missing, Clay	85
Oxford, Sumter	84
Eagle Lake, Polk	84
Missing, Flagler	84
Missing, Jackson	83
Montverde, Lake	83
Youngstown, Bay	82
Gotha, Orange	82
Missing, Lake	81
South Daytona, Volusia	81
Silver Springs, Marion	80
Missing, Leon	80
Rotunda West, Charlotte	79
Chuluota, Seminole	78
Archer, Alachua	78
Weeki Wachee, Hernando	77
Greenwood, Jackson	77
Cape Canaveral, Brevard	76
Branford, Suwannee	75
Hawthorne, Alachua	75
Baker, Okaloosa	74
Osprey, Sarasota	73
Dundee, Polk	73
Mims, Brevard	72
Geneva, Seminole	71
Webster, Sumter	71
Missing, Washington	70
Altha, Calhoun	70
White Springs, Hamilton	70
Hastings, St. Johns	69
Interlachen, Putnam	69
Southport, Bay	69
Missing, Levy	68
Zellwood, Orange	68
Fort Myers Beach, Lee	68
Lake Panasoffkee, Sumter	68
Ocklawaha, Marion	68
Vernon, Washington	66
Avon Park, Polk	66
Reddick, Marion	65
Apalachicola, Franklin	65
Satsuma, Putnam	64
Missing, Wakulla	64

COVID-19: characteristics of 551,232 Florida resident cases

Data through Aug 12, 2020 verified as of Aug 13, 2020 at 09:25 AM

Data in this report are provisional and subject to change.

The table below includes the cities and counties of residence for cases in Florida residents based on the patient's ZIP Code. Note that city is not always received as part of the initial notification and may be missing while the case is being investigated.

City and county	Cases
Missing, Gadsden	64
O Brien, Suwannee	64
Melbourne Beach, Brevard	63
Ave Maria, Collier	63
Pomona Park, Putnam	63
West Miami, Dade	62
Missing, Baker	62
Missing, Manatee	62
Floral City, Citrus	61
Belle Isle, Orange	61
Missing, Escambia	60
Greenville, Madison	60
Oakland, Orange	60
Olympia Heights, Dade	60
South Pasadena, Pinellas	59
Raiford, Union	59
Grand Island, Lake	56
Indian Rocks Beach, Pinellas	56
Missing, Okeechobee	56
Missing, Calhoun	54
Islamorada, Monroe	54
Missing, Sumter	52
San Antonio, Pasco	52
Mcdavid, Escambia	51
Lakewood Ranch, Manatee	51
Indian Harbour Beach, Brevard	51
Missing, Walton	50
Grand Ridge, Jackson	50
Lawtey, Bradford	50
Surfside, Dade	49
Bal Harbour, Dade	49
Seville, Volusia	49
Fountain, Bay	48
Greenacres, Palm Beach	48
Mcalpin, Suwannee	48
Viera, Brevard	47
Lee, Madison	46
Bay Harbor Islands, Dade	45
Atlantis, Palm Beach	45
Alford, Jackson	45
Elkton, St. Johns	44
Poinciana, Polk	44
Missing, Holmes	43
Melrose, Putnam	42
Stock Island, Monroe	41
Wellborn, Suwannee	41
Morrison, Levy	41
Lake Hamilton, Polk	40
Astatula, Lake	40
Anthony, Marion	40
Sanibel, Lee	40
Missing, Taylor	39
Citrus Springs, Citrus	38
Christmas, Orange	38
Center Hill, Sumter	38
Westville, Holmes	38
Micanopy, Alachua	37
Celebration, Osceola	37
Babson Park, Polk	36

COVID-19: characteristics of 551,232 Florida resident cases

Data through Aug 12, 2020 verified as of Aug 13, 2020 at 09:25 AM

Data in this report are provisional and subject to change.

The table below includes the cities and counties of residence for cases in Florida residents based on the patient's ZIP Code.

Note that city is not always received as part of the initial notification and may be missing while the case is being investigated.

City and county	Cases
Juno Beach, Palm Beach	36
Missing, Gilchrist	36
Weirsdale, Marion	36
Ponce De Leon, Holmes	36
Summerland Key, Monroe	35
Inlet Beach, Walton	35
Welaka, Putnam	35
Lauderdale By The Sea, Broward	34
Howey-In-The-Hills, Lake	34
Princeton, Dade	34
Missing, Liberty	34
Malabar, Brevard	34
Mangonia Park, Palm Beach	34
Hosford, Liberty	34
Valparaiso, Okaloosa	34
Cutler Bay, Dade	33
Laurel Hill, Okaloosa	33
Missing, Bay	33
Bryceville, Nassau	33
Belleair, Pinellas	32
Bokeelia, Lee	32
Steinhatchee, Taylor	32
Eastpoint, Franklin	32
Hallandale Beach, Broward	32
Lake Helen, Volusia	32
Singer Island, Palm Beach	31
Osteen, Volusia	31
Missing, Suwannee	31
Missing, Bradford	30
Fern Park, Seminole	30
Florida State University, Leon	30
San Mateo, Putnam	29
Missing, Jefferson	29
Madeira Beach, Pinellas	29
Canal Point, Palm Beach	29
Sumterville, Sumter	29
Haverhill, Palm Beach	28
Greensboro, Gadsden	28
Lady Lake, Sumter	28
Caryville, Washington	27
Destin, Walton	27
Hypoluxo, Palm Beach	27
Big Pine Key, Monroe	27
Naranja, Dade	26
Felda, Hendry	26
Unknown, Orange	25
Patrick Air Force Base, Brevard	25
Eglin Air Force Base, Okaloosa	25
Yalaha, Lake	25
The Villages, Lake	25
Saint James City, Lee	24
Bradenton Beach, Manatee	24
Astor, Lake	24
Edgewood, Orange	24
Missing, Charlotte	24
Belleair Beach, Pinellas	24
Ochopee, Collier	23
Holt, Okaloosa	23
Paisley, Lake	22

COVID-19: characteristics of 551,232 Florida resident cases

Data through Aug 12, 2020 verified as of Aug 13, 2020 at 09:25 AM

Data in this report are provisional and subject to change.

The table below includes the cities and counties of residence for cases in Florida residents based on the patient's ZIP Code.

Note that city is not always received as part of the initial notification and may be missing while the case is being investigated.

City and county	Cases
Missing, Dixie	22
Odessa, Pasco	22
Sunny Isles Beach, Dade	22
Jupiter, Martin	22
Florida Dept Of Corrections, Union	22
Panacea, Wakulla	22
Oak Hill, Volusia	22
Missing, Union	21
Clarksville, Calhoun	21
Kindred, Osceola	21
Grant-Valkaria, Brevard	21
Longboat Key, Manatee	21
Campbellton, Jackson	21
Altoona, Lake	20
Sopchoppy, Wakulla	20
Fort Mccoy, Marion	19
Callaway, Bay	19
Waldo, Alachua	19
Temple Terrace, Hillsborough	19
Baldwin, Duval	19
Crystal Beach, Pinellas	19
Placida, Charlotte	18
Kissimmee, Orange	18
Brooker, Bradford	18
Ponce Inlet, Volusia	18
Lamont, Jefferson	18
Hialeah Gardens, Dade	18
Miami Springs, Dade	18
Alafaya, Orange	17
Georgetown, Putnam	17
Holmes Beach, Manatee	16
Air Mail Facility, Dade	16
Waverly, Polk	16
Fruit Cove, St. Johns	16
Pinetta, Madison	16
Tice, Lee	16
Flemington, Marion	15
Tierra Verde, Pinellas	15
North Bay Village, Dade	15
Inglis, Levy	15
Hollister, Putnam	14
Ona, Hardee	14
Missing, Franklin	14
Okahumpka, Lake	14
Miami Shores, Dade	14
Florahome, Putnam	14
Dinsmore, Duval	14
Carrollwood, Hillsborough	14
Matlacha, Lee	13
Lighthouse Point, Broward	13
Village Of Palmetto Bay, Dade	13
West Park, Broward	13
Goulds, Dade	13
Santa Fe, Alachua	13
Walnut Hill, Escambia	13
Fort Denaud, Hendry	12
Nocatee, Desoto	12
Terra Ceia, Manatee	12
Eaton Park, Polk	12

COVID-19: characteristics of 551,232 Florida resident cases

Data through Aug 12, 2020 verified as of Aug 13, 2020 at 09:25 AM

Data in this report are provisional and subject to change.

The table below includes the cities and counties of residence for cases in Florida residents based on the patient's ZIP Code.

Note that city is not always received as part of the initial notification and may be missing while the case is being investigated.

City and county	Cases
Bascom, Jackson	12
Harmony, Osceola	12
Barefoot Bay, Brevard	12
Palm Shores, Brevard	12
Winter Park, Seminole	12
Unknown, Dade	11
Hampton, Bradford	11
Mexico Beach, Bay	11
Sebastian, Brevard	11
Saint Pete Beach, Pinellas	11
Bay Pines, Pinellas	11
Missing, Glades	11
Intercession City, Osceola	11
North Redington Beach, Pinellas	11
Sun City, Hillsborough	11
Dania Beach, Broward	11
Hiawassee, Orange	10
Bayonet Point, Pasco	10
Ocean Ridge, Palm Beach	10
Heathrow, Seminole	10
Balm, Hillsborough	10
Lake Suzy, Desoto	10
Missing, Lafayette	10
Miami, Unknown	10
Bellview, Escambia	10
Labelle, Glades	10
Cloud Lake, Palm Beach	10
Palmdale, Glades	10
Tyndall Air Force Base, Bay	9
Kinard, Calhoun	9
Highland Beach, Palm Beach	9
Bagdad, Santa Rosa	9
La Crosse, Alachua	9
Highland City, Polk	9
Lorida, Highlands	9
Missing, Alachua	9
Treasure Island, Pinellas	9
Orange Lake, Marion	8
Homosassa Springs, Citrus	8
Hernando Beach, Hernando	8
Key Colony Beach, Monroe	8
Wabasso, Indian River	8
Tioga, Alachua	8
Cedar Key, Levy	8
Dowling Park, Suwannee	8
Lutz, Pasco	8
Kathleen, Polk	8
Reunion, Osceola	8
Pensacola Beach, Santa Rosa	7
Sydney, Hillsborough	7
Bradley, Polk	7
Tangerine, Orange	7
Buena Ventura Lakes, Osceola	7
Kenansville, Osceola	7
Venus, Highlands	7
Wahneta, Polk	7
Eloise, Polk	7
Enterprise, Volusia	7
Gonzalez, Escambia	7

COVID-19: characteristics of 551,232 Florida resident cases

Data through Aug 12, 2020 verified as of Aug 13, 2020 at 09:25 AM

Data in this report are provisional and subject to change.

The table below includes the cities and counties of residence for cases in Florida residents based on the patient's ZIP Code.

Note that city is not always received as part of the initial notification and may be missing while the case is being investigated.

City and county	Cases
Aloma, Orange	7
Branford, Lafayette	7
PSI, Unknown	6
Lacoochee, Pasco	6
Village Of Wellington, Palm Beach	6
Pasadena, Pinellas	6
Goodland, Collier	6
Missing, Putnam	6
North Venice, Sarasota	6
Jacksonville, Unknown	6
Quail Heights, Dade	6
Maitland, Seminole	6
Azalea Park, Orange	6
Paxton, Walton	6
Palma Sola, Manatee	6
Missing, Columbia	6
Long Boat Key, Manatee	5
Ebro, Washington	5
Murdock, Charlotte	5
Penney Farms, Clay	5
Woodville, Leon	5
Crystal Springs, Pasco	5
Hialeah, Unknown	5
Long Key, Monroe	5
Sparr, Marion	5
Ponce De Leon, Walton	5
Ferndale, Lake	5
Lockhart, Orange	5
Hallandale Beach, Broward	5
Parker, Bay	5
Pembroke Park, Broward	5
Mango, Hillsborough	5
Shady Grove, Taylor	5
Nichols, Polk	5
University Of Miami, Dade	5
South Palm Beach, Palm Beach	5
Perdido Key, Escambia	5
Altamonte Springs, Orange	5
Perrine, Dade	5
West Delray Beach, Palm Beach	5
Indian Lake Estates, Polk	5
Centerville, Leon	5
Poinciana, Osceola	5
Rubonia, Manatee	5
Steinhatchee, Dixie	5
Eatonville, Orange	5
Tallevast, Manatee	4
Indian Creek Village, Dade	4
Lehigh, Lee	4
Ybor City, Hillsborough	4
Gulf Hammock, Levy	4
Ft Pierce, St. Lucie	4
Maxville, Duval	4
Lulu, Columbia	4
Orlando, Osceola	4
Nobleton, Hernando	4
Northdale, Hillsborough	4
Celebration, Orange	4
Durant, Hillsborough	4

COVID-19: characteristics of 551,232 Florida resident cases

Data through Aug 12, 2020 verified as of Aug 13, 2020 at 09:25 AM

Data in this report are provisional and subject to change.

The table below includes the cities and counties of residence for cases in Florida residents based on the patient's ZIP Code. Note that city is not always received as part of the initial notification and may be missing while the case is being investigated.

City and county	Cases
Leisure City, Dade	4
Oneco, Manatee	4
Hollywood, Unknown	4
Gulf Stream, Palm Beach	4
City Of Sunrise, Broward	4
Sewalls Point, Martin	4
Mayport, Duval	4
Hollywood, Dade	4
Buckingham, Lee	4
Boca Grande, Lee	4
Lowell, Marion	4
Little Torch Key, Monroe	4
Micco, Brevard	4
Fort Lauderdale, Unknown	4
Saint Lucie West, St. Lucie	4
Siesta Key, Sarasota	4
Ridge Manor, Pasco	4
Trilby, Pasco	4
Homeland, Polk	4
Horseshoe Beach, Dixie	4
Cudjoe Key, Monroe	4
Yankeetown, Levy	4
Plymouth, Orange	4
Davenport, Osceola	4
Bonifay, Washington	4
Lake City, Suwannee	4
Fort Ogden, Desoto	3
Green Acres, Palm Beach	3
Alturas, Polk	3
Champions Gate, Polk	3
Forest City, Orange	3
Telogia, Liberty	3
Cottondale, Washington	3
Duette, Manatee	3
East Lake, Marion	3
Bayshore Gardens, Manatee	3
Anna Maria, Manatee	3
Port Salerno, Martin	3
Missing, Hamilton	3
University Park, Manatee	3
Unknown, Broward	3
Orlando, Unknown	3
Captiva, Lee	3
Belleair Bluffs, Pinellas	3
Lynbrook, Broward	3
Lake Monroe, Seminole	3
Laud-By-The-Sea, Broward	3
Indian Shores, Pinellas	3
Lake Como, Putnam	3
Candler, Marion	3
Cortez, Manatee	3
Graceville, Holmes	3
Manalapan, Palm Beach	3
Pine Hills, Orange	3
Braden River, Manatee	3
Fanning Springs, Gilchrist	3
Elfers, Pasco	3
Fpo, Duval	3
Indian River Shores, Indian River	3

COVID-19: characteristics of 551,232 Florida resident cases

Data through Aug 12, 2020 verified as of Aug 13, 2020 at 09:25 AM

Data in this report are provisional and subject to change.

The table below includes the cities and counties of residence for cases in Florida residents based on the patient's ZIP Code.

Note that city is not always received as part of the initial notification and may be missing while the case is being investigated.

City and county	Cases
International Service Center, Dade	3
Mayport Naval Housing, Duval	3
Miromar Lakes, Lee	3
Miami, Broward	3
Westchase, Hillsborough	3
Vernon, Bay	3
Virginia Gardens, Dade	3
Mount Plymouth, Lake	3
Miramar, Unknown	3
Lauderhill, Unknown	3
Point Washington, Walton	3
Port Saint John, Brevard	3
West Palm Beach, Unknown	3
Saint Leo, Pasco	3
Pine Castle, Orange	3
Ozona, Pinellas	3
Miami Gardens, Unknown	3
Pompano Beach, Unknown	3
Saint Marks, Wakulla	3
Lakeshore, Polk	3
Earleton, Alachua	2
Clewiston, Palm Beach	2
Bayou George, Bay	2
San Carlos Park, Lee	2
Shady Hills, Pasco	2
Sorrento, Orange	2
Miramar, Dade	2
Mesa, Unknown	2
Longboat Key, Sarasota	2
Ormond Beach, Flagler	2
University Of Tampa, Hillsborough	2
Venice, Manatee	2
Unknown, Seminole	2
Unknown, Volusia	2
Sugarloaf, Monroe	2
White Springs, Columbia	2
Lamont, Taylor	2
Miccosukee, Leon	2
Milligan, Okaloosa	2
Homeless, Pinellas	2
Glenwood, Volusia	2
Gulf Breeze, Escambia	2
Cypress, Jackson	2
Clarcona, Orange	2
Deerfield Beach, Unknown	2
Sand Lake, Orange	2
Roseland, Indian River	2
Mount Dora, Orange	2
Lake Butler, Bradford	2
Jonesville, Alachua	2
Mcintosh, Marion	2
Miami, Martin	2
El Jobean, Charlotte	2
Basinger, Okeechobee	2
Dade City, Hernando	2
Fort Lauderdale, Dade	2
New Smyrna, Volusia	2
Oakland Park, Unknown	2
Palma Ceia, Hillsborough	2

COVID-19: characteristics of 551,232 Florida resident cases

Data through Aug 12, 2020 verified as of Aug 13, 2020 at 09:25 AM

Data in this report are provisional and subject to change.

The table below includes the cities and counties of residence for cases in Florida residents based on the patient's ZIP Code.

Note that city is not always received as part of the initial notification and may be missing while the case is being investigated.

City and county	Cases
Wakulla Springs, Wakulla	2
Union Park, Orange	2
Samoset, Manatee	2
Holder, Citrus	2
Orlando, Seminole	2
Oklawaha, Marion	2
Laurel, Sarasota	2
Tampa, Pinellas	2
Sunny Hills, Washington	2
Switzerland, St. Johns	2
White City, Gulf	2
University Of Fl, Alachua	2
Unknown, Palm Beach	2
Watersound, Walton	2
Grandin, Putnam	2
Inlet Beach, Bay	2
Jensen Beach, St. Lucie	2
Hawthorne, Putnam	2
Loxahatchee Groves, Palm Beach	2
Apopka, Seminole	2
Archer, Levy	2
Hallandale Beach, Unknown	2
Fairfield, Marion	2
Palm Beach Shores, Palm Beach	2
Ramrod Key, Monroe	2
Port Saint Lucie, Martin	2
Ponte Vedra, Duval	2
Port Charlotte, Unknown	2
River Ranch, Polk	2
Trenton, Levy	2
The Villages, Marion	2
Valkaria, Brevard	2
West Bradenton, Manatee	2
Madison, Unknown	2
Margate, Unknown	2
Redington Beach, Pinellas	2
Redington Shores, Pinellas	2
Town N Country, Hillsborough	2
Destin, Unknown	2
Daytona Beach Shores, Volusia	2
Lealman, Pinellas	2
Everglades City, Collier	2
Fort Charlotte, Charlotte	2
Gibsonia, Polk	2
Westlake, Palm Beach	2
Scottsmoor, Brevard	2
Orlando, Brevard	2
Goldenrod, Seminole	2
Chokoloskee, Collier	2
Cassadaga, Volusia	2
Lake Harbor, Palm Beach	2
Loughman, Polk	2
Miami Granders, Dade	1
Los Angeles, Polk	1
Lanark Village, Franklin	1
Hialean, Unknown	1
Holt, Unknown	1
Cosselberry, Orange	1
Crestview, Dade	1

COVID-19: characteristics of 551,232 Florida resident cases

Data through Aug 12, 2020 verified as of Aug 13, 2020 at 09:25 AM

Data in this report are provisional and subject to change.

The table below includes the cities and counties of residence for cases in Florida residents based on the patient's ZIP Code.

Note that city is not always received as part of the initial notification and may be missing while the case is being investigated.

City and county	Cases
Darien, Pasco	1
999999, Okaloosa	1
Bartow, Unknown	1
Boca Rotan, Unknown	1
Bostwick, Putnam	1
Brewton, Escambia	1
Caryville, Holmes	1
Grand Island, Unknown	1
Fort Myers, Seminole	1
Fwb, Unknown	1
Gastonia, Polk	1
Deltona , Volusia	1
Palm Coast, Orange	1
Opa Locka, Unknown	1
Orange, Orange	1
Sea Ranch Lakes, Broward	1
Seminole, Orange	1
Rosemary Beach, Bay	1
Saint Cloud, Orange	1
Saint Petersburg, Dade	1
San Pedro Sula, Dade	1
Port Charlotte Fl, Unknown	1
Wimauma, Manatee	1
Turmero, Dade	1
Tampa, Dade	1
Ft Pierce, Unknown	1
Garland, Orange	1
Florida Power & Light Co, Dade	1
Hallandate Ben, Unknown	1
Greenacres, Unknown	1
Hurlburt Field, Okaloosa	1
Homeless, Dade	1
Jacksonville, Dade	1
Eustic, Unknown	1
Everett, Dade	1
Apopka, Unknown	1
Alligator Point, Wakulla	1
Amelia City, Nassau	1
Bonita Springs, Collier	1
University Of Central Fl, Orange	1
Unknown Out Of Area, Duval	1
Valrico, Orange	1
Tampa, Orange	1
South Fort Myers, Lee	1
Palm City, Unknown	1
Mc Dade, Broward	1
Miamt, Dade	1
Mid Florida, Seminole	1
Longwood, Orange	1
Live Oak, Columbia	1
Orlando, Orange	1
Ocala, Unknown	1
Ocean Breeze, Martin	1
N/A, Duval	1
Nokomis, Palm Beach	1
Winterpark, Unknown	1
Wewahitchka, Calhoun	1
West Villages, Sarasota	1
Washington, Unknown	1

COVID-19: characteristics of 551,232 Florida resident cases

Data through Aug 12, 2020 verified as of Aug 13, 2020 at 09:25 AM

Data in this report are provisional and subject to change.

The table below includes the cities and counties of residence for cases in Florida residents based on the patient's ZIP Code.

Note that city is not always received as part of the initial notification and may be missing while the case is being investigated.

City and county	Cases
Wintergarden, Orange	1
Saint Augusaintine Beach, St. Johns	1
Seven Springs, Pasco	1
Unkown, Seminole	1
Tallahassee, Unknown	1
South Miami, Unknown	1
Port Everglades, Broward	1
Newark, Broward	1
Niceville, Walton	1
Mount Pleasant, Gadsden	1
Davenport, Orange	1
Harrison, Pinellas	1
Boca Raton, Orange	1
Brooksville, Pasco	1
Middlesburg, Duval	1
Miami, Palm Beach	1
Immokalee, Lee	1
Jupiter, Duval	1
Lake Geneva, Clay	1
Jacksonville, Broward	1
Jacksonville, Clay	1
Hispanic, St. Lucie	1
Kissimmee, Brevard	1
Fort Pierce, Martin	1
Florence Villa, Polk	1
Fl, Dade	1
Estero, Collier	1
Fellsmele, Brevard	1
Doctors Inlet, Clay	1
Dade City, Hillsborough	1
Clermont, Orange	1
Clermont, Polk	1
Celeste, Broward	1
Bay Lake, Orange	1
Beverly Beach, Flagler	1
99, Unknown	1
Aollywoss, Dade	1
Tewksbury, Orange	1
Unknown, Columbia	1
Wesley Chapel, Alachua	1
Weston, Dade	1
Tampa Palms, Hillsborough	1
Tarpon Springs, Pasco	1
South Daytona Beach, Volusia	1
San Antonio, Unknown	1
Miamf, Dade	1
Olustee, Baker	1
Opalocka, Dade	1
Okeechobee, St. Lucie	1
Pine Ridge, Citrus	1
Indian Rock Beach, Pinellas	1
Hillsboro Beach, Broward	1
Greenville, Taylor	1
Miamksaohes, Dade	1
Metter, Manatee	1
Mexico Beach, Gulf	1
Miami Dade, Unknown	1
Lauderdale Lakes, Unknown	1
Jupiter Inlet, Palm Beach	1

COVID-19: characteristics of 551,232 Florida resident cases

Data through Aug 12, 2020 verified as of Aug 13, 2020 at 09:25 AM

Data in this report are provisional and subject to change.

The table below includes the cities and counties of residence for cases in Florida residents based on the patient's ZIP Code. Note that city is not always received as part of the initial notification and may be missing while the case is being investigated.

City and county	Cases
Fwb, Escambia	1
Graham, Bradford	1
Evinston, Alachua	1
Fellsmere, Brevard	1
Fernandina, Nassau	1
Cross Key, Monroe	1
Cypress Gardens, Polk	1
Sarasota, Unknown	1
Seacrest, Walton	1
Salem, Taylor	1
Pinellas Park, Pasco	1
Pooler, Broward	1
Unknown, Manatee	1
St Cloud, Orange	1
Twentynine Palms, Broward	1
Sunrise, Unknown	1
Suwannee, Dixie	1
Syracuse, Unknown	1
Orange Springs, Marion	1
Orlando, Manatee	1
Panomo City, Bay	1
Pennsacola, Escambia	1
Pensacola, Dade	1
Okeechobee, Martin	1
Okeechobi, Unknown	1
North Lauderdale, Unknown	1
North Miami, Palm Beach	1
North Port, Manatee	1
Windermere, Unknown	1
Xifamk, Dade	1
Florida International University, Dade	1
Franklin, Orange	1
Clearwater, Hillsborough	1
Apo, Collier	1
Big Torch Key, Monroe	1
Bonifay, Unknown	1
Arcadia, Unknown	1
Astor, Volusia	1
At Large, Broward	1
Austin, Dade	1
Mayport Naval Station, Duval	1
Litchfield Park, Unknown	1
Laurel Hill, Walton	1
Marathon Shores, Monroe	1
Lake Worth, Unknown	1
Haines City, Orange	1
Jena, Taylor	1
New Church, Palm Beach	1
New Port Richey, Hillsborough	1
Okeechobee, Highlands	1
Okeechobee, Unknown	1
Orange Park, Duval	1
Seacrest, Bay	1
Stiamk, Dade	1
Sugarloaf Key, Monroe	1
Port St Luice, Unknown	1
Rices Landing, Dade	1
Pensacola Naval Hospital, Escambia	1
Unknown Out Of Area, Palm Beach	1

COVID-19: characteristics of 551,232 Florida resident cases

Data through Aug 12, 2020 verified as of Aug 13, 2020 at 09:25 AM

Data in this report are provisional and subject to change.

The table below includes the cities and counties of residence for cases in Florida residents based on the patient's ZIP Code. Note that city is not always received as part of the initial notification and may be missing while the case is being investigated.

City and county	Cases
Unknown, Duval	1
West Hollywood, Broward	1
Weston, Unknown	1
Winter Springs, Orange	1
Deerfield, Broward	1
Coconut Ck, Unknown	1
Carl Fisher, Dade	1
Apollo Beach, Manatee	1
32428, Washington	1
Alpharetta, Broward	1
Hallandale, Unknown	1
Hoclywsod, Dade	1
Hutchinson Island, St. Lucie	1
Homeless, Hillsborough	1
Lakeland, Unknown	1
Jacksonville, Orange	1
Miamc, Dade	1
Layton, Monroe	1
Lehigh Acers, Lee	1
Los Angeles, Dade	1
Tamarac, Dade	1
Westville, Walton	1
Other, Dade	1
Northport, Sarasota	1
Orl, Osceola	1
New Port Richey, Unknown	1
Pass-A-Grille Beach, Pinellas	1
Pensacola Beach, Escambia	1
Pensacola, Unknown	1
Port Saint Lucie, Palm Beach	1
Rocky Point, Hillsborough	1
Rosemary Beach, Walton	1
Saint Johns, Duval	1
Salt Springs, Marion	1
Unk, Alachua	1
Unknown, Charlotte	1
Wtixrat, Dade	1
Yeehaw, Okeechobee	1
Panama City, Unknown	1
Perth Amboy, Hillsborough	1
Oldsrav, Manatee	1
Monroe, Hillsborough	1
Morriston, Marion	1
North Fort Myers, Charlotte	1
North Laud, Unknown	1
Lucedale, St. Lucie	1
Sunrise, Orange	1
Suntise, Dade	1
Uknown, Unknown	1
Unable To Obtain, Palm Beach	1
Watersound, Bay	1
Sharpes, Brevard	1
Sanford, Orange	1
Punta Gorda, Unknown	1
Rivera Beach, Palm Beach	1
Babcock Ranch, Charlotte	1
Alva, Escambia	1
Branford, Gilchrist	1
Champions Gate, Osceola	1

COVID-19: characteristics of 551,232 Florida resident cases

Data through Aug 12, 2020 verified as of Aug 13, 2020 at 09:25 AM

Data in this report are provisional and subject to change.

The table below includes the cities and counties of residence for cases in Florida residents based on the patient's ZIP Code. Note that city is not always received as part of the initial notification and may be missing while the case is being investigated.

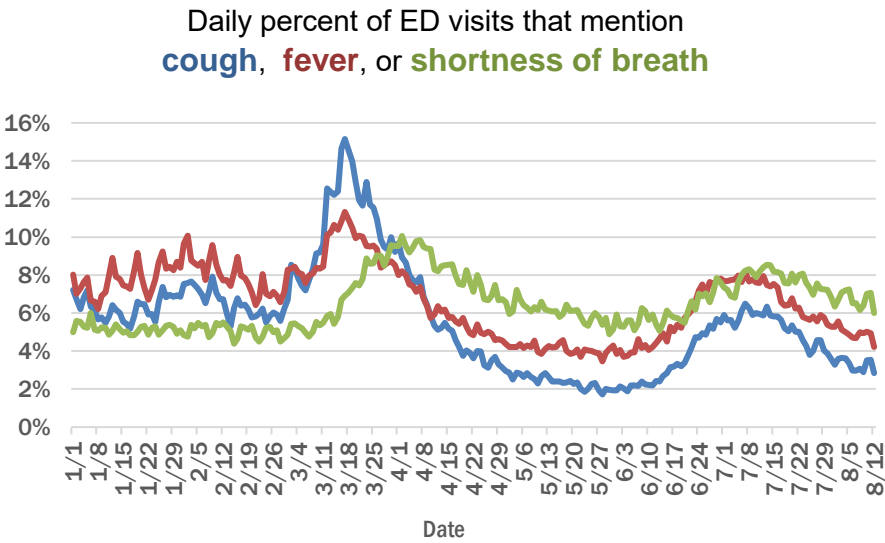
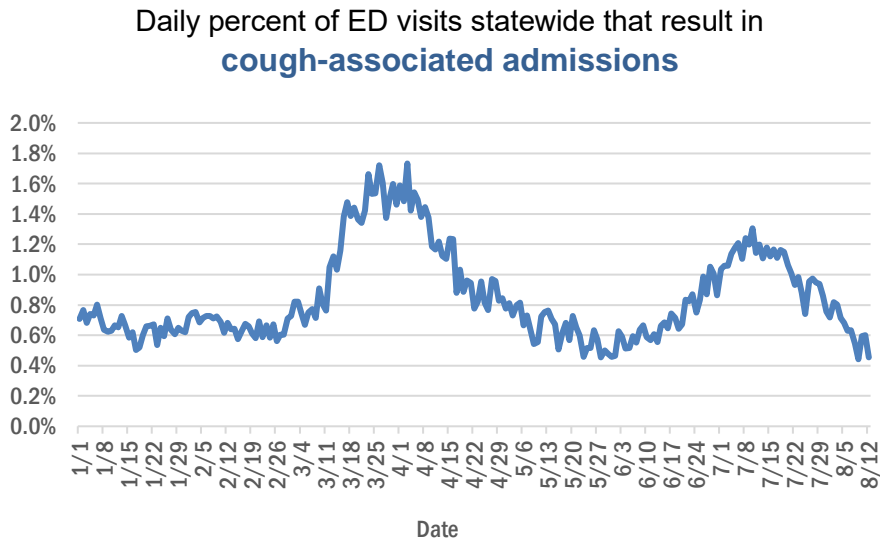
City and county	Cases
Brentwood, Citrus	1
Cape Haze, Charlotte	1
Davie, Unknown	1
Duck Key, Monroe	1
Hialeahgardens, Dade	1
Jacksonville, Nassau	1
Homossa, Orange	1
Hosford, Calhoun	1
Interlachen, Duval	1
Jacksonville Naval Air Station, Duval	1
Jacksonville Naval Hospital, Duval	1
Total	551,232

COVID-19: additional surveillance information

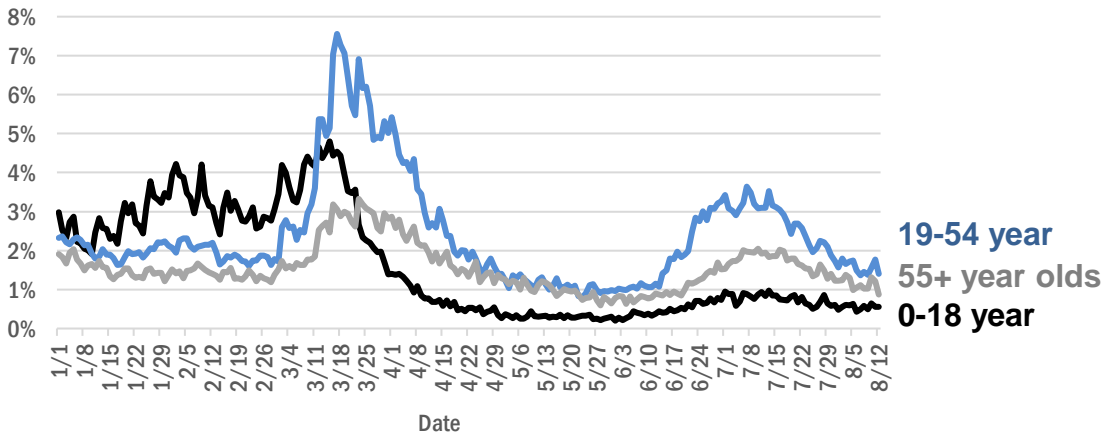
Data through Aug 12, 2020 verified as of Aug 13, 2020 at 09:25 AM

Data in this report are provisional and subject to change.

Statewide emergency department (ED) chief complaint and admission data



Daily percent of ED visits statewide that mention cough by age group



The Electronic Surveillance System for the Early Notification of Community-Based Epidemics (ESSENCE-FL) includes chief complaint data from 211 of 212 Florida EDs. Data are transmitted electronically to ESSENCE-FL daily or hourly.

COVID-19: All persons with tests reported

Data through Aug 12, 2020 verified as of Aug 13, 2020 at 09:25 AM

Data in this report are provisional and subject to change.

The table below includes persons with laboratory results that the Department of Health has received electronically or by mail/fax for Florida residents and non-Florida residents.

County	Awaiting testing	Inconclusive	Negative	Positive	Percent positive	Total tested
Dade	373	1,835	575,630	140,984	20%	718,449
Broward	161	804	384,502	64,741	14%	450,047
Palm Beach	279	591	249,457	38,208	13%	288,256
Orange	453	287	246,620	32,575	12%	279,482
Hillsborough	196	476	216,474	33,428	13%	250,378
Duval	189	218	191,464	24,162	11%	215,844
Pinellas	16	143	158,424	18,329	10%	176,896
Lee	32	55	99,401	17,039	15%	116,495
Polk	66	104	85,700	14,992	15%	100,796
Manatee	12	64	77,632	9,554	11%	87,250
Brevard	16	57	79,177	6,313	7%	85,547
Volusia	78	108	67,555	8,206	11%	75,869
Sarasota	16	48	69,182	6,479	9%	75,709
Escambia	7	54	64,214	10,035	14%	74,303
Alachua	4	26	68,912	4,391	6%	73,329
Seminole	59	67	62,435	7,323	10%	69,825
Pasco	116	48	62,221	7,283	10%	69,552
Lake	137	87	61,310	5,391	8%	66,788
Osceola	126	125	55,655	10,037	15%	65,817
Collier	187	72	53,494	10,640	17%	64,206
Leon	32	119	56,805	5,235	8%	62,159
Marion	250	110	47,148	6,921	13%	54,179
St. Lucie	276	53	38,233	6,040	14%	44,326
St. Johns	47	32	38,233	3,817	9%	42,082
Clay	13	20	32,235	3,369	9%	35,624
Okaloosa	36	44	26,413	3,632	12%	30,089
Santa Rosa	21	37	25,313	4,088	14%	29,438
Bay	16	58	23,042	4,644	17%	27,744
Indian River	54	13	25,069	2,584	9%	27,666
Charlotte	13	32	24,533	2,321	9%	26,886
Martin	48	37	22,247	3,883	15%	26,167
Hernando	3	13	17,536	2,124	11%	19,673
Citrus	38	11	17,436	1,663	9%	19,110
Sumter	22	16	16,969	1,410	8%	18,395
Highlands	8	11	14,964	1,523	9%	16,498
Flagler	6	18	14,317	1,107	7%	15,442
Nassau	34	18	14,058	1,280	8%	15,356
Monroe	65	12	12,626	1,577	11%	14,215
Columbia	3	56	10,890	2,958	21%	13,904
Gadsden	5	42	11,302	1,984	15%	13,328
Putnam	2	16	11,716	1,559	12%	13,291
Jackson	5	12	10,212	1,996	16%	12,220
Walton	1	36	8,550	1,450	14%	10,036
Desoto	5	7	8,333	1,393	14%	9,733
Suwannee	2	48	7,002	2,152	23%	9,202
Hendry		18	6,720	1,839	21%	8,577
Union		19	7,583	456	6%	8,058
Wakulla	3	35	7,270	747	9%	8,052

COVID-19: All persons with tests reported

Data through Aug 12, 2020 verified as of Aug 13, 2020 at 09:25 AM

Data in this report are provisional and subject to change.

The table below includes persons with laboratory results that the Department of Health has received electronically or by mail/fax for Florida residents and non-Florida residents.

County	Awaiting testing	Inconclusive	Negative	Positive	Percent positive	Total tested
Okeechobee	2	14	5,628	1,087	16%	6,729
Levy	2	10	5,706	720	11%	6,436
Hardee	1	18	5,343	998	16%	6,359
Washington	13	21	5,426	896	14%	6,343
Unknown	2	30	5,471	720	12%	6,221
Baker	36	25	4,980	1,052	17%	6,057
Taylor	6	28	4,306	1,027	19%	5,361
Madison	1	10	4,445	738	14%	5,193
Gulf	3	5	4,301	712	14%	5,018
Bradford	1	22	4,143	545	12%	4,710
Hamilton	1	2	4,037	625	13%	4,664
Holmes	3	7	3,794	518	12%	4,319
Dixie	1	13	3,630	570	14%	4,213
Calhoun	1	16	3,659	484	12%	4,159
Franklin	4	6	3,551	448	11%	4,005
Gilchrist	4	7	3,368	387	10%	3,762
Liberty			2,707	407	13%	3,114
Jefferson	2	15	2,572	462	15%	3,049
Lafayette	4	4	959	469	33%	1,432
Glades		1	741	410	36%	1,152
Total	3,618	6,466	3,564,981	557,137	13%	4,128,584

COVID-19: testing by laboratory

Data through Aug 12, 2020 verified as of Aug 13, 2020 at 09:25 AM

Data in this report are provisional and subject to change.

The numbers in the table below represent the number for whom test results were received by the Department of Health. A person can be tested by more than one laboratory and can have both positive and negative results. **Therefore, the sum of the numbers in each column will be larger than the total number of people tested.**

Reporting lab	Inconclusive	Negative	Positive	Percent positive	Total
LABORATORY CORPORATION OF AMERICA	1,111	694,700	100,654	13%	796,465
QUEST DIAGNOSTICS - TAMPA	5,714	684,115	99,831	13%	789,660
BIO REFERENCE LABORATORIES, INC	5,630	465,739	93,356	17%	564,725
GENETWORX	662	390,628	32,855	8%	424,145
REALTOX LABS LLC	2,476	210,146	37,698	15%	250,320
CURATIVE_LABS	3,290	212,782	22,062	9%	238,134
NORTHWEST LABORATORY	217	115,977	5,986	5%	122,180
ADVENT HEALTH LAB	112	101,292	14,072	12%	115,476
MEDICAL DIAGNOSTIC LABORATORIES	784	80,863	11,497	12%	93,144
KORVALABS, INC	992	84,761	4,132	5%	89,885
ELABNETWORK	590	73,707	6,816	8%	81,113
BIOCOLLECTIONS WORLDWIDE, INC	334	58,471	9,584	14%	68,389
MAYO CLINIC LABORATORIES	138	61,025	6,491	10%	67,654
MAKO GENOMICS	3,003	51,725	10,095	16%	64,823
MEMORIAL REGIONAL HOSPITAL SOUTH	18	48,578	12,586	21%	61,182
QUEST DIAGNOSTICS NICHOLS INSTITUTE, INC.	232	52,081	6,952	12%	59,265
BAYCARE LABORATORIES LLC	300	51,591	5,375	9%	57,266
BPHL-JACKSONVILLE	13	43,960	8,196	16%	52,169
SACRED HEART HOSPITAL LABORATORY	2	44,583	5,643	11%	50,228
ORLANDO REG MED CENTER CLINICAL LAB	456	42,616	5,557	11%	48,629
DIATHERIX LABORATORIES		38,995	5,590	13%	44,585
TAMPA GENERAL HOSPITAL	4	38,829	3,061	7%	41,894
TESTING MATTERS INC		35,880	4,991	12%	40,871
UF PATHLABS	33	38,703	1,693	4%	40,429
BPHL-MIAMI	210	30,884	7,230	19%	38,324
ARUP LABORATORIES		32,655	2,363	7%	35,018
VIRACOR-EUROFINS LABORATORIES		26,537	8,420	24%	34,957
JACKSON MEMORIAL HOSPITAL CLINICAL LAB	79	26,762	6,588	20%	33,429
BPHL-TAMPA (SPECTRUM BLVD)	45	24,834	4,218	14%	29,097
AIT LABORATORIES		23,570	2,791	11%	26,361
SHANDS AT THE UNIVERSITY OF FLORIDA	156	24,769	1,418	5%	26,343
Florida_Hospital	31	20,905	3,414	14%	24,350
LAKELAND REGIONAL MEDICAL CENTER	77	20,780	2,529	11%	23,386
ST VINCENT'S MEDICAL CENTER - RIVERSIDE	1	20,226	2,469	11%	22,696
SUNPATH MEDICAL DIAGNOSTICS LABORATORY	112	17,630	3,211	15%	20,953
WALGREENS	10	15,952	2,627	14%	18,589
CAPE CORAL HOSPITAL CLINICAL LABORATORY		14,130	2,870	17%	17,000
NIZNIK LAB CORP	331	11,011	5,004	31%	16,346
BROWARD GENERAL MEDICAL CENTER-CLINICAL LAB	2	14,059	1,972	12%	16,033
SHANDS JACKSONVILLE MEDICAL CENTER INC	31	12,699	1,189	9%	13,919
BAPTIST MEDICAL CENTER JACKSONVILLE	1	12,984	901	6%	13,886
BAPTIST HOSPITAL OF MIAMI CLINICAL LABORATORY	18	11,287	2,536	18%	13,841
STATLAB_MOBILE	1	12,329	1,104	8%	13,434
CLEVELAND CLINIC HOSPITAL LAB	4	11,132	1,151	9%	12,287
FLORIDA HOSPITAL - TAMPA	5	11,121	1,148	9%	12,274
ADVENTHEALTH DAYTONA BEACH	20	11,106	949	8%	12,075
NAPLES COMMUNITY HOSPITAL	24	10,311	1,236	11%	11,571

COVID-19: testing by laboratory

Data through Aug 12, 2020 verified as of Aug 13, 2020 at 09:25 AM

Data in this report are provisional and subject to change.

The numbers in the table below represent the number for whom test results were received by the Department of Health. A person can be tested by more than one laboratory and can have both positive and negative results. **Therefore, the sum of the numbers in each column will be larger than the total number of people tested.**

Reporting lab	Inconclusive	Negative	Positive	Percent positive	Total
APPLIED INGENUITY DIAGNOSTICS LLC		10,604	725	6%	11,329
SARASOTA MEMORIAL HOSPITAL MAIN LAB	12	10,348	961	8%	11,321
ST JOSEPHS HOSPITAL LABORATORY	10	9,768	1,369	12%	11,147
PALMETTO GENERAL HOSPITAL LAB	3	8,319	2,662	24%	10,984
MOUNT SINAI MEDICAL CENTER	6	9,012	1,129	11%	10,147
MILLENNIUM PHYSICIAN GROUP		8,170	1,671	17%	9,841
UNIVERSITY OF MIAMI HOSPITAL	9	7,751	1,601	17%	9,361
INTEGRATED REGIONAL LABORATORIES LLP		7,851	1,488	16%	9,339
NORTH FLORIDA REGIONAL MEDICAL CENTER		8,242	909	10%	9,151
NICKLAUS CHILDREN'S HOSPITAL	27	7,246	1,805	20%	9,078
JFK MEDICAL CENTER LAB	1	7,497	1,469	16%	8,967
SAINT MARY'S MEDICAL CENTER	10	7,427	1,223	14%	8,660
MORTON PLANT HOSPITAL-ADLER INSTITUTE	7	7,895	650	8%	8,552
QUEST NEW ENGLAND	35	7,519	992	12%	8,546
ECCO LAB GROUP CO	271	6,243	1,977	23%	8,491
BRANDON REGIONAL HOSPITAL		7,042	1,339	16%	8,381
TALLAHASSEE MEMORIAL HOSPITAL	23	7,574	748	9%	8,345
JUPITER MEDICAL CENTER LAB	38	7,230	1,022	12%	8,290
LABCORP BURLINGTON (LPP)	3	7,831	365	4%	8,199
SOUTH MIAMI HOSPITAL LAB	12	7,023	1,104	14%	8,139
WELLINGTON REGIONAL MED CTR LAB	3	6,357	1,072	14%	7,432
FLORIDA HOSPITAL WATERMAN LABORATORY	15	6,712	556	8%	7,283
INDIAN RIVER MEDICAL CENTER LAB		6,747	451	6%	7,198
AKESOGEN		6,125	968	14%	7,093
REAL DIAGNOSTICS	77	6,449	465	7%	6,991
PANCARE OF FLORIDA INC		6,505	447	6%	6,952
MEMORIAL REGIONAL HOSPITAL CLINICAL LABORATORY	8	6,430	504	7%	6,942
LARKIN COMMUNITY HOSPITAL	10	5,553	1,055	16%	6,618
AEGIS SCIENCES CORPORATION	27	5,635	487	8%	6,149
BAPTIST HOSPITAL OF MIAMI MOLECULAR DIAGNOSTICS	54	5,248	799	13%	6,101
HOMESTEAD HOSPITAL CLINICAL LABORATORY	11	4,676	1,396	23%	6,083
DELRAY MEDICAL CENTER	2	5,316	699	12%	6,017
ARNOLD PALMER MEDICAL CENTER CLINICAL LAB		5,673	178	3%	5,851
MEMORIAL HOSPITAL JACKSONVILLE	8	4,595	1,225	21%	5,828
ST ANTHONY'S HOSPITAL LAB	10	5,069	693	12%	5,772
LEESBURG REGIONAL MEDICAL CENTER		5,131	638	11%	5,769
OSCEOLA REGIONAL MEDICAL CENTER	1	4,673	953	17%	5,627
WINTER HAVEN HOSPITAL CLINICAL LABORATORY	1	4,686	909	16%	5,596
WEST KENDALL BAPTIST HOSPITAL LABORATORY	3	4,376	1,196	21%	5,575
QUEST DIAGNOSTICS INFECTIOUS DISEASE INC	31	4,185	1,318	24%	5,534
LARKIN COMMUNITY HOSPITAL INC DBA CARDIOTROPIC		2,216	2,931	57%	5,147
ST JOSEPHS HOSPITAL	7	4,445	680	13%	5,132
GOOD SAMARITAN MEDICAL CENTER LAB	1	4,216	862	17%	5,079
LAWNWOOD REGIONAL MEDICAL CENTER	1	4,201	837	17%	5,039

COVID-19: testing by laboratory

Data through Aug 12, 2020 verified as of Aug 13, 2020 at 09:25 AM

Data in this report are provisional and subject to change.

The numbers in the table below represent the number for whom test results were received by the Department of Health. A person can be tested by more than one laboratory and can have both positive and negative results. **Therefore, the sum of the numbers in each column will be larger than the total number of people tested.**

Reporting lab	Inconclusive	Negative	Positive	Percent positive	Total
MARTIN HOSPITAL SOUTH LAB		4,745	272	5%	5,017
MEASE COUNTRYSIDE LAB	1	4,482	496	10%	4,979
ORANGE PARK MEDICAL CENTER	9	3,822	1,041	21%	4,872
BAPTIST MEDICAL CENTER SOUTH		4,453	365	8%	4,818
QUEST DIAGNOSTICS NICHOLS INSTITUTE - SJC (ELR)	20	3,852	617	14%	4,489
HALIFAX MEDICAL CENTER LAB	16	3,801	629	14%	4,446
QUEST DIAGNOSTICS - WEST HILLS	17	4,225	182	4%	4,424
GULF COAST MEDICAL CENTER MICROLAB		3,173	1,207	28%	4,380
WEST FLORIDA HOSPITAL LAB		3,349	945	22%	4,294
FLORIDA HOSPITAL HEARTLAND MED CTR CLINICAL LAB	1	3,844	438	10%	4,283
BAPTIST HOSPITAL LABORATORY	4	3,574	704	16%	4,282
WESTSIDE REGIONAL MED CTR	2	3,407	865	20%	4,274
BETHESDA HOSPITAL EAST		3,671	514	12%	4,185
RUTGERS CLINICAL GENOMICS LABORATORY	9	3,969	181	4%	4,159
WEST BOCA MEDICAL CENTER LAB		3,682	462	11%	4,144
MANATEE MEMORIAL HOSPITAL		3,675	449	11%	4,124
CORAL GABLES HOSPITAL CLINICAL LABORATORY		3,087	1,002	25%	4,089
FLORIDA HOSPITAL WESLEY CHAPEL	1	3,672	358	9%	4,031
MERCY HOSPITAL A CAMPUS OF PLANTATION GEN HOSP LAB	1	2,856	1,066	27%	3,923
AVENTURA HOSPITAL LAB		2,881	1,035	26%	3,916
NCH NORTH NAPLES HOSPITAL LAB	2	3,370	534	14%	3,906
LARGO MEDICAL CENTER		3,362	531	14%	3,893
OAK HILL HOSPITAL		3,430	458	12%	3,888
MEMORIAL HOSPITAL WEST LABORATORY SERVICES	11	3,450	402	10%	3,863
PALM BEACH GARDENS MEDICAL CTR LAB		3,456	382	10%	3,838
NORTHWEST MEDICAL CENTER	1	2,908	929	24%	3,838
DOCTORS HOSPITAL	2	3,013	817	21%	3,832
DRS CLACK SPENCER WHITE & MCCORMACK PA D/B/A		3,252	538	14%	3,790
ABL MEDICAL CARE LLC		3,278	483	13%	3,761
PALMS WEST HOSPITAL LAB	2	2,857	800	22%	3,659
CORAL SPRINGS MED CTR		3,245	414	11%	3,659
BROWARD HEALTH NORTH CLINICAL LABORATORY		3,124	529	14%	3,653
Lee Memorial Hospital		2,951	657	18%	3,608
HEALTH PARK MEDICAL CENTER CLINICAL LAB		2,834	732	21%	3,566
PATIENTS FIRST LAKE ELLA MEDICAL CENTER PA		2,712	852	24%	3,564
NORTH SHORE MEDICAL CENTER		2,759	803	23%	3,562
Capital Regional Medical Ctr		2,841	713	20%	3,554
THE VILLAGES REGIONAL HOSPITAL		3,262	273	8%	3,535
FLORIDA HOSPITAL ZEPHYRHILLS		3,229	274	8%	3,503
BLAKE MEDICAL CENTER		2,838	655	19%	3,493
FLORIDA HOSPITAL FLAGLER	2	3,173	223	7%	3,398
FLORIDA MEDICAL CENTER - A CAMPUS OF NORTH SHORE	2	2,829	555	16%	3,386
NEW YORK STATE ELR - SUNRISE MEDICAL LABORATORIES		3,288	77	2%	3,365
MOFFITT CANCER CENTER	5	3,314	38	1%	3,357
CLEVELAND CLINIC MARTIN SOUTH HOSPITAL		3,009	305	9%	3,314

COVID-19: testing by laboratory

Data through Aug 12, 2020 verified as of Aug 13, 2020 at 09:25 AM

Data in this report are provisional and subject to change.

The numbers in the table below represent the number for whom test results were received by the Department of Health. A person can be tested by more than one laboratory and can have both positive and negative results. **Therefore, the sum of the numbers in each column will be larger than the total number of people tested.**

Reporting lab	Inconclusive	Negative	Positive	Percent positive	Total
FLORIDA HOSPITAL DELAND	3	2,699	569	17%	3,271
CARDIOTROPIC LABS	81	2,410	669	21%	3,160
REGIONAL MEDCIAL CENTER BAYONET POINT	1	2,867	270	9%	3,138
PLANTATION GENERAL HOSPITAL		2,294	830	27%	3,124
BAYFRONT MEDICAL CENTER	11	2,282	803	26%	3,096
FLORIDA HOSPITAL OF CARROLLWOOD		2,620	464	15%	3,084
NEMOURS CHILDRENS HOSPITAL		2,934	70	2%	3,004
MEDICAL CENTER OF TRINITY CLINICAL LABORATORY		2,474	426	15%	2,900
NORTHSIDE HOSPITAL AND HEART INSTITUTE		2,471	413	14%	2,884
BIOCERNA LABS	139	2,067	677	23%	2,883
LAKE CITY MEDICAL CENTER		2,112	683	24%	2,795
OCALA REGIONAL MEDICAL CENTER		2,452	332	12%	2,784
QUEST DIAGNOSTICS	3	2,428	326	12%	2,757
MORTON PLANT-MEASE	1	2,538	203	7%	2,742
AMERICAN HEALTH ASSOCIATES	5	1,763	944	35%	2,712
ST JOSEPHS NORTH HOSPITAL LAB		2,379	302	11%	2,681
BAPTIST MEDICAL CENTER - BEACHES		2,476	177	7%	2,653
EXACT SCIENCES LABORATORIES		2,395	249	9%	2,644
BOSTON HEART DIAGNOSTICS CORP		2,224	386	15%	2,610
DR. P. PHILLIPS HOSPITAL		2,511	88	3%	2,599
IMPERIAL POINT MEDICAL CENTER		2,329	259	10%	2,588
CENTRAL FLORIDA REGIONAL HOSPITAL		2,204	364	14%	2,568
GULF COAST MEDICAL CENTER LAB		2,005	562	22%	2,567
LAKEWOOD RANCH MEDICAL CENTER		2,251	249	10%	2,500
RCA LABORATORY SERVICES, LLC		2,350	101	4%	2,451
INFORM DIAGNOSTICS, INC		2,309	134	5%	2,443
ST LUCIE MEDICAL CENTER		1,922	481	20%	2,403
POINCIANA MEDICAL CENTER		1,679	656	28%	2,335
SOUTH FLORIDA BAPTIST HOSPITAL MICRO	1	1,968	366	16%	2,335
LEON MEDICAL CENTERS LLC		1,772	534	23%	2,306
SOUTH LAKE HOSPITAL		2,132	88	4%	2,220
MEDCOMP SCIENCES LLC	27	1,292	898	41%	2,217
WESTCHESTER HOSPITAL	14	1,808	392	18%	2,214
FULGENT DIAGNOSTICS	68	1,961	160	7%	2,189
VISTA CLINICAL		1,152	1,029	47%	2,181
BAPTIST MEDICAL CENTER - NASSAU		2,011	109	5%	2,120
PHYSICIANS REGIONAL MEDICAL CENTER - PINE RIDGE RD		1,692	400	19%	2,092
UNIVERSITY HOSPITAL AND MEDICAL CENTER		1,518	555	27%	2,073
WEST MARION COMMUINITY HOSPITAL LAB		1,840	221	11%	2,061
FLORIDA HOSPITAL NORTH PINELLAS	5	1,878	152	7%	2,035
UHEALTH CORAL GABLES/LENNAR MED CTR		1,923	103	5%	2,026
SOUTH SEMINOLE HOSPITAL LABORATORY		1,900	80	4%	1,980
ALL CHILDREN'S HOSPITAL LAB		1,810	163	8%	1,973
WEST PALM HOSPITAL LAB		1,665	303	15%	1,968
QUEST DIAGNOSTICS - ATLANTA	3	1,713	232	12%	1,948
NIGHT LITE PEDIATRICS	1	1,420	438	24%	1,859
ST PETERSBURG GENERAL HOSPITAL		1,371	473	26%	1,844

COVID-19: testing by laboratory

Data through Aug 12, 2020 verified as of Aug 13, 2020 at 09:25 AM

Data in this report are provisional and subject to change.

The numbers in the table below represent the number for whom test results were received by the Department of Health. A person can be tested by more than one laboratory and can have both positive and negative results. **Therefore, the sum of the numbers in each column will be larger than the total number of people tested.**

Reporting lab	Inconclusive	Negative	Positive	Percent positive	Total
MEMORIAL HOSPITAL MICRO		1,626	204	11%	1,830
MEMORIAL HOSPITAL- MIRAMAR	10	1,660	143	8%	1,813
FLORIDA HOSPITAL FISH MEMORIAL	1	1,466	291	17%	1,758
HIALEAH HOSPITAL	4	1,317	413	24%	1,734
QUEST DIAGNOSTICS LENEXA	13	1,583	137	8%	1,733
MEASE DUNEDIN HOSPITAL	4	1,547	172	10%	1,723
CITRUS MEMORIAL HOSPITAL LABORATORY		1,598	89	5%	1,687
BAPTIST NORTH EMERGENCY CENTER		1,220	461	27%	1,681
FORT WALTON BEACH MEDICAL CENTER		1,420	249	15%	1,669
ADVENTHEALTH OCALA LABORATORY		1,355	240	15%	1,595
ACCESS MEDICAL LABORATORIES		818	768	48%	1,586
OVIEDO MEDICAL CENTER		1,322	260	16%	1,582
MEMORIAL HOSPITAL PEMBROKE	3	1,359	194	12%	1,556
LEE HEALTH COCONUT POINT CLINICAL LAB	1	1,240	303	20%	1,544
OPTEO LABORATORY		1,505	29	2%	1,534
ANNE BATES LEACH EYE HOSPITAL/ ABLEH MICROBIOLOGY LABORATORY		1,473	36	2%	1,509
DOCTORS HOSPITAL OF SARASOTA CLINICAL LABORATORY		1,345	162	11%	1,507
PALMS OF PASADENA HOSPITAL		1,227	213	15%	1,440
RAULERSON HOSPITAL		1,163	249	18%	1,412
CLEVELAND CLINIC TRADITION HOSPITAL		1,238	167	12%	1,405
WALGREEN CO	1	1,214	180	13%	1,395
ST VINCENT'S MEDICAL CENTER - SOUTHSIDE		1,307	27	2%	1,334
PUTNAM COMMUNITY MEDICAL CENTER		1,119	183	14%	1,302
SOUTH BAY HOSPITAL MICRO		1,072	216	17%	1,288
LOWER KEYS MEDICAL CENTER		1,162	121	9%	1,283
HEALTHQUEST ESOTERICS		679	570	46%	1,249
CLEVELAND CLINIC MARTIN NORTH HOSPITAL		1,078	168	13%	1,246
NONA SCIENTIFIC	1	1,066	179	14%	1,246
BARTOW REGIONAL MEDICAL CENTER	1	1,044	177	14%	1,222
P4 CLINICAL, LLC	17	1,028	176	14%	1,221
PHYSICIANS REGIONAL MEDICAL CENTER - COLLIER BLVD	1	923	280	23%	1,204
CLINICORE		1,112	91	8%	1,203
QUEST DIAGNOSTICS - MIRAMAR	6	321	876	73%	1,203
BETHESDA HOSPITAL WEST		1,058	132	11%	1,190
TWIN CITIES HOSPITAL		1,042	108	9%	1,150
BMCT Molecular Diagnostics Subsection		916	221	19%	1,137
SYNERGY LABORATORIES	3	1,005	73	7%	1,081
LAKESIDE MEDICAL CENTER		699	325	32%	1,024
HIGHLANDS REGIONAL MEDICAL CENTER		847	170	17%	1,017
VIKOR SCIENTIFIC	2	604	396	40%	1,002
SACRED HEART-EMERALD COAST		832	165	17%	997
LMHS		901	75	8%	976
GULF BREEZE HOSPITAL LAB	1	848	126	13%	975
ORLANDO VA MEDICAL CENTER		854	116	12%	970
QUEST DIAGNOSTICS WOOD DALE	2	828	71	8%	901
PWN HEALTH	4	624	272	30%	900
PATIENTS CHOICE LABORATORIES		437	437	50%	874

COVID-19: testing by laboratory

Data through Aug 12, 2020 verified as of Aug 13, 2020 at 09:25 AM

Data in this report are provisional and subject to change.

The numbers in the table below represent the number for whom test results were received by the Department of Health. A person can be tested by more than one laboratory and can have both positive and negative results. **Therefore, the sum of the numbers in each column will be larger than the total number of people tested.**

Reporting lab	Inconclusive	Negative	Positive	Percent positive	Total
ENGLEWOOD COMMUNITY HOSPITAL		777	71	8%	848
FLORIDA HOSPITAL ORLANDO		745	73	9%	818
BAPTIST EMERGENCY CENTER OAKLEAF		665	150	18%	815
UNIVERSITY OF MIAMI HOSPITAL & CLINICS	1	753	54	7%	808
ST VINCENTS CLAY COUNTY		775	24	3%	799
ACCESSDX	6	405	372	48%	783
MARINERS HOSPITAL		662	88	12%	750
UHEALTH DEERFIELD BEACH/UMSYLVESTER DEERFIELD BEACH LABORATORY	2	705	37	5%	744
AVECINA MEDICAL OAKLEAF		413	321	44%	734
AVENTUS BIOLABS	1	382	339	47%	722
BAPTIST HEALTH EMERGENCY CENTER COUNTRY WALK		571	136	19%	707
PATHNOSTICS		75	631	89%	706
BAPTIST EMERGENCY CENTER CLAY		595	96	14%	691
CAPSTONE HEALTHCARE		438	233	35%	671
JACKSON HOSPITAL CLINICAL LABORATORY		530	84	14%	614
NONE		281	325	54%	606
ADVANCE MEDICAL OF NAPLES			594	100%	594
PATIENTS FIRST - MAHAN DRIVE		164	427	72%	591
WALGREENS OAKLAND PARK	1	516	68	12%	585
VAMC ORLANDO		296	270	48%	566
LABCORP RTP	1	50	504	91%	555
NCH HEALTHCARE SYSTEM MICROBIOLOGY LAB		1	552	100%	553
BARDMOOR LABORATORY	1	476	68	12%	545
LAB24 INC	1		534	100%	535
LEE MEMORIAL HOSPITAL LAB			533	100%	533
TAMPA COMMUNITY HOSPITAL		367	165	31%	532
NCH NORTHEAST		339	179	35%	518
EGLIN AIRFORCE BASE LAB		478	39	8%	517
AVERO DIAGNOSTICS - IRVING		434	71	14%	505
QUEST DIAGNOSTICS - IRVING	9	308	177	36%	494
DESOTO MEMORIAL HOSPITAL CLINICAL LABORATORY	3	372	110	23%	485
QUEST	3	94	375	79%	472
MINUTECLINIC LLC #3703		403	58	13%	461
Assurance Scientific Laboratories		354	107	23%	461
SOUTHEAST ALABAMA MEDICAL CENT		398	42	10%	440
PANCARE OF FLORIDA, INC			439	100%	439
LUMINUS DIAGNOSTICS		302	135	31%	437
LABCORP	1	117	288	71%	406
ORLANDO VETERANS AFFAIRS MEDICAL CENTER		112	280	71%	392
NEW YORK STATE ELR - NORTH SHORE LONG ISLAND JEWISH HEALTH		364	23	6%	387
PHYSICIANS STAT LAB		135	251	65%	386
HOLY CROSS HOSPITAL LABORATORY			386	100%	386
QUEST DIAGNOSTICS NICHOLS INSTITUTE	5	351	17	5%	373
DYNIX DIAGNOSTICS		187	176	48%	363
NEW YORK STATE ELR - NYU HOSPITALS CENTER CLINICAL LABORATORIES		350	12	3%	362
INFORM DIAGNOSTICS		349	2	1%	351
CLARITY LABS		302	49	14%	351

COVID-19: testing by laboratory

Data through Aug 12, 2020 verified as of Aug 13, 2020 at 09:25 AM

Data in this report are provisional and subject to change.

The numbers in the table below represent the number for whom test results were received by the Department of Health. A person can be tested by more than one laboratory and can have both positive and negative results. **Therefore, the sum of the numbers in each column will be larger than the total number of people tested.**

Reporting lab	Inconclusive	Negative	Positive	Percent positive	Total
MEMORIAL PEMBROKE 24/7 CARE CENTER		253	92	27%	345
AVECINA MEDICAL SOUTHSIDE		157	188	54%	345
NEW YORK STATE ELR - LENCO MEDICAL LABORATORY		322	13	4%	335
UAB HIGHLANDS LABORATORY		322	3	1%	325
MARTIN MEMORIAL LABORATORY AT ST LUCIE WEST		275	47	15%	322
LAB CORP	1	126	193	60%	320
NORTH FLORIDA PEDIATRICS-TALLAHASSEE		295	24	8%	319
UNITED CLINICAL LABORATORY LLC		3	316	99%	319
DAVITA LABS		290	26	8%	316
ATLANTIS URGENT CARE		272	40	13%	312
FLORIDA LABORATORY ANALYSIS		117	195	63%	312
NEW YORK STATE ELR - DEPARTMENT OF CLINICAL LABS		301	5	2%	306
ECCOLAB GROUP	1	75	225	75%	301
MEDARBOR DIAGNOSTICS		1	296	100%	297
JAY HOSPITAL CLINICAL LABORATORY		218	72	25%	290
TALLAHASSEE PRIMARY CARE ASSOCIATES		273	9	3%	282
CORE DIAGNOSTIC LABORATORIES LLC		219	62	22%	281
NITE LITE PEDIATRICS		164	88	35%	252
GENESIS REFERENCE LABORATORIES		1	244	100%	245
THERADOC		150	94	39%	244
FLO-MEDILAB SERVICES		80	160	67%	240
EXPRESS GENE MOLECULAR DIAGNOSTIC LABORATORY		2	235	99%	237
NCF DIAGNOSTICS & DNA TECHNOLOGIES	10	14	212	90%	236
LABCORP TAMPA	1	25	209	89%	235
ARCPOINT LABS - FORT MYERS		174	59	25%	233
AVECINA MEDICAL JULINGTON		120	110	48%	230
BAPTIST MD ANDERSON CANCER CENTER		229	1	0%	230
VETERANS AFFAIRS MEDICAL CENTER LAB		6	224	97%	230
HOLIDAY CVS LLC		224	2	1%	226
ASCEND CLINICAL		215	4	2%	219
SUNRISE MEDICAL LABORATORIES		162	56	26%	218
FLAGLER HOSPITAL	4	18	196	90%	218
ASSOCIATED PATHOLOGISTS, LLC		168	49	23%	217
TENNESSEE DOH - NASHVILLE	2	193	20	9%	215
MEDSCAN LABORATORY INC		136	79	37%	215
BIOCERNA LLC	8	154	50	24%	212
SMA SPECIALITY MEDICAL LAB		61	150	71%	211
UNKNOWN		16	187	92%	203
HENDRY REGIONAL MEDICAL CENTER		2	199	99%	201
ADVENTHEALTH LAB			201	100%	201
HOLMES REGIONAL MEDICAL CENTER		3	198	99%	201
VAMC WEST PALM LAB		5	196	98%	201
ST CLOUD REGIONAL MEDICAL CENTER		126	75	37%	201
SANFORD REFERENCE LAB		180	7	4%	187
PATHGROUP LABS LLC		90	90	50%	180
NCH HEALTHCARE BONITA		117	62	35%	179
TEMPUS CLINICAL LABORATORY	1	154	22	12%	177

COVID-19: testing by laboratory

Data through Aug 12, 2020 verified as of Aug 13, 2020 at 09:25 AM

Data in this report are provisional and subject to change.

The numbers in the table below represent the number for whom test results were received by the Department of Health. A person can be tested by more than one laboratory and can have both positive and negative results. **Therefore, the sum of the numbers in each column will be larger than the total number of people tested.**

Reporting lab	Inconclusive	Negative	Positive	Percent positive	Total
BAY PINES VAMC CLINICAL LABORATORY		4	173	98%	177
HOLIDAY CVS LLC DBA CVS PHARMACY #5154		171	5	3%	176
NEW YORK STATE ELR - NEW YORK PRESBYTERIAN HOSPITAL CUMC CLINICAL		162	13	7%	175
SANTA ROSA MEDICAL CENTER		27	148	85%	175
GENESIS MEDICAL LABORATORY MIAMI FL.		78	90	54%	168
FLORIDA WOMAN CARE LABORATORY LLC		145	22	13%	167
JAMES A. HALEY VETERANS MICRO LAB			166	100%	166
PREMIER MEDICAL LABORATORY SERVICES		1	164	99%	165
LABTECH DIAGNOSTIC		87	78	47%	165
NEW YORK STATE ELR - MOUNT SINAI LABORATORY		154	8	5%	162
MAVERICK LABS		54	106	66%	160
QUALITOX LABORATORIES		96	63	40%	159
NEW YORK STATE ELR - NEW YORK HOSPITAL LABORATORIES	1	152	6	4%	159
MOLECULAR INFECTIOUS DISEASES		149	4	3%	153
FLORIDA HOSPITAL WAUCHULA		81	72	47%	153
BAYA URGENT CARE		3	149	98%	152
WUESTHOFF REF LABORATORY			152	100%	152
PHAROS HEALTH		75	74	50%	149
CENTRA CARE		21	128	86%	149
UAB UNIVERSITY OF ALABAMA HOSPITAL LAB		142	6	4%	148
C.W. BILL YOUNG VA MEDICAL CENTER		4	144	97%	148
EUROFINS NTD, LLC		121	25	17%	146
GESSLER CLINIC			144	100%	144
BUREAU OF CLINICAL LABORATORIES		119	22	16%	141
WALGREENS ORLANDO		122	19	13%	141
NEO GENOMICS - FORT MYERS	1	136	4	3%	141
MARTIN MEMORIAL MEDICAL CENTER LAB		55	85	61%	140
ACUTIS DIAGNOSTICS	1	107	29	21%	137
INTEGRATED REGIONAL LABORATORIES		119	12	9%	131
MEMPHIS PATHOLOGY LABORATORY	1	124	5	4%	130
ASAP LAB LLC		90	38	30%	128
BMHSI-AEL MICROBIOLOGY LABORATORY	2	102	24	19%	128
LEHIGH REGIONAL MEDICAL CENTER LAB		106	15	12%	121
ADVENT HEALTH CENTRA CARE: WATERFORD LAKES		81	40	33%	121
IRL MARKET LAB ALACHUA		89	31	26%	120
STEWART REFERENCE LABORATORY		22	98	82%	120
MICROGEN DX		2	116	98%	118
NEW YORK STATE ELR - ENZO CLINICAL LABS INC		117	1	1%	118
AMERICAN PATHOLOGY PARTNERS		117	1	1%	118
VAMC BAY PINES		1	117	99%	118
ADVENT HEALTH -TAMPA		73	44	38%	117
ST JUDE CHILDREN'S RESEARCH HOSPITAL		105	11	9%	116
PALM BEACH COUNTY HEALTH DEPT LAB		113	2	2%	115
BAYCARE HEALTH SYSTEM		1	113	99%	114
ALLIED HEALTH FORT PIERCE		112			112
AMELIA URGENT CARE		7	103	94%	110
ROSEN MEDICAL CENTER		97	13	12%	110

COVID-19: testing by laboratory

Data through Aug 12, 2020 verified as of Aug 13, 2020 at 09:25 AM

Data in this report are provisional and subject to change.

The numbers in the table below represent the number for whom test results were received by the Department of Health. A person can be tested by more than one laboratory and can have both positive and negative results. **Therefore, the sum of the numbers in each column will be larger than the total number of people tested.**

Reporting lab	Inconclusive	Negative	Positive	Percent positive	Total
SACRED HEART HOSPITAL ON THE GULF		60	49	45%	109
MEDICAL DIAGNOSTICS LABORATORIES,INC		18	91	83%	109
LEON MEDICAL CENTER		7	102	94%	109
FLORIDA HOSPITAL HEARTLAND MED CTR LAKE PLACID		74	35	32%	109
ARCPPOINT LABS OF WEST PALM BEACH			108	100%	108
UR MEDICINE LABS- CENTRAL LABORATORY		106	2	2%	108
MILLENNIUM LAB SERVICES			106	100%	106
SPARROW HEALTHCARE	2	1	102	97%	105
HOLIDAY CVS LLC DBA CVSPHARMACY #5155		102			102
EMERGENCY PHYSICIANS MEDICAL CENTER			98	100%	98
BAPTIST HEALTH SOUTH FLORIDA		4	91	96%	95
MACDILL AFB HOSPITAL		84	11	12%	95
DIAGNOSTIC SOLUTIONS		3	90	97%	93
USAFSAM/PHE		23	69	75%	92
FAST TRACK URGENT CARE CENTER			91	100%	91
CENTRACARE		2	87	98%	89
GENETWORKX		15	73	83%	88
FLORIDA COMMUNITY HEALTH CENTERS INC			87	100%	87
VAMC LAKE CITY		51	36	41%	87
TOM LEE COMMUNITY HEALTH CENTER		5	81	94%	86
ADVENTHEALTH CENTRA CARE OVIEDO		29	55	65%	84
PRIVA PATH LABS			83	100%	83
HEALTH FIRST-HOLMES REGIONAL			83	100%	83
GARCIA CLINICAL LABORATORY		1	79	99%	80
VAMC GAINESVILLE		2	78	98%	80
MID-FLORIDA PATHOLOGY		53	26	33%	79
AVERO DIAGNOSTICS		52	24	32%	76
BAYFRONT HEALTH BROOKSVILLE			73	100%	73
MAYO CLINIC LABS - ROCHESTER MAIN CAMPUS		71	1	1%	72
PACIFIC ANALYTICS			70	100%	70
CENTRAL FLORIDA HEALTH CARE		46	23	33%	69
Highlands Regional Hospital		63	6	9%	69
BIOREFERENCE LABORATORIES		12	56	82%	68
HOLY CROSS HOSPITAL		1	67	99%	68
QPS, LLC		66	1	1%	67
AEL- MEMPHIS		17	50	75%	67
DYNAMIC MEDICAL USA			67	100%	67
VA MEDICAL CENTER		7	59	89%	66
AMELIA EXPRESS CARE		2	64	97%	66
HOSPITAL FOR SPECIAL SURGERY		65	1	2%	66
LABSTAT		2	63	97%	65
DAVITA LABORATORY SERVICES		48	14	23%	62
SOLARIS DIAGNOSTICS		3	58	95%	61
SCIONLAB SERVICES LLC		54	7	11%	61
FLORIDA CLINICAL LABORATORY-BIOREFERENCE LABORATORIES		15	45	75%	60
MORTON PLANT HOSPITAL			59	100%	59
ADVENT HEALTH CENTRA CARE LONGWOOD		7	52	88%	59

COVID-19: testing by laboratory

Data through Aug 12, 2020 verified as of Aug 13, 2020 at 09:25 AM

Data in this report are provisional and subject to change.

The numbers in the table below represent the number for whom test results were received by the Department of Health. A person can be tested by more than one laboratory and can have both positive and negative results. **Therefore, the sum of the numbers in each column will be larger than the total number of people tested.**

Reporting lab	Inconclusive	Negative	Positive	Percent positive	Total
REFUAH HEALTH CENTER LABORATORY		59			59
GENE BY GENE			59	100%	59
MORTON PLANT HOSPITAL/LAB		1	57	98%	58
FINLAY CLINICAL LABORATORY		24	34	59%	58
NAVAL HOSPITAL - JACKSONVILLE		1	56	98%	57
FISHERMENS HOSPITAL CLINICAL LAB		54	2	4%	56
NEW YORK STATE ELR - WADSWORTH HEALTH CENTER		52	3	5%	55
NAVY HOSPITAL			55	100%	55
EXACT SCIENCES LABORATORIES, LLC		10	44	81%	54
BROWARD HEALTH MEDICAL CENTER		1	53	98%	54
NIGHT LITE PEDIATRICS URGENT CARE		23	30	57%	53
USA HEALTH UNIVERSITY HOSPITAL CLINICAL LABORATORY		52	1	2%	53
AMERICAN RESEARCH LABS		2	50	96%	52
HEALTHLINK DIAGNOSTIC LABORATORIES		1	50	98%	51
FULGENT GENETICS	1	28	22	43%	51
SARASOTA CO. HEALTH DEPT # 58		40	11	22%	51
LABCORP BIRMINGHAM	1	4	46	90%	51
NEW YORK STATE ELR - EMPIRECITY LABORATORIES		42	8	16%	50
BAYCARE LAB		1	49	98%	50
ACCU REFERENCE MEDICAL LAB			49	100%	49
US BIOTEK LABORATORIES			49	100%	49
INTEGRITY LABORATORIES			49	100%	49
SHORELINE PHYSICIAN GROUP			49	100%	49
ARTHREX MEDICAL CENTER		28	21	43%	49
P4 DIAGNOSTIX LABORATORY NETWORK		1	48	98%	49
ALLSOUTH URGENT CARE			49	100%	49
CLINICAL REFERENCE LABORATORY		45	4	8%	49
MILLENIUM PHYSICIANS GROUP			49	100%	49
CLARITY LAB SOLUTIONS		37	12	24%	49
OPTUM LABS LLC		2	46	96%	48
HURLBURT FIELD CLINIC		23	25	52%	48
PROVIDENCE HOSPITAL LABORATORY		45	2	4%	47
H LEE MOFFITT CANCER CENTER MICRO		46			46
VHA PUBLIC HEALTH REFERENCE LABORATORY- PALO ALTO		27	19	41%	46
ARCPPOINT LABS OF TAMPA		26	20	43%	46
Quest Diag Unspecifd		19	26	58%	45
325TH MEDICAL GROUP			45	100%	45
NEW PLANT CITY FAMILY CARE		14	31	69%	45
QUEST TAMPA (NEW YORK ELR)		34	10	23%	44
QUEST DIAGNOSTICS-N ST PETERSBURG-5TH			43	100%	43
LAB CORP TAMPA			42	100%	42
FAST TRACK URGENT CARE CENTER - CARROLLWOOD			42	100%	42
STAGEZERO LIFE SCIENCES INC		37	5	12%	42
LAB CORP RTP	1	2	38	93%	41
JEFFERY WEINZWEIG		1	40	98%	41
GULF COAST MOLECULAR LABORATORIES		13	28	68%	41
NEW YORK STATE ELR - MONTEFIORE MEDICAL CENTER LABORATORIES - MOSES		34	7	17%	41

COVID-19: testing by laboratory

Data through Aug 12, 2020 verified as of Aug 13, 2020 at 09:25 AM

Data in this report are provisional and subject to change.

The numbers in the table below represent the number for whom test results were received by the Department of Health. A person can be tested by more than one laboratory and can have both positive and negative results. **Therefore, the sum of the numbers in each column will be larger than the total number of people tested.**

Reporting lab	Inconclusive	Negative	Positive	Percent positive	Total
EAST MANATEE FAMILY	1		40	98%	41
FLORIDA HOSPITAL NEW SMYRNA		4	37	90%	41
SEBASTIAN RIVER MEDICAL CENTER		11	30	73%	41
DOCTOR'S MEMORIAL HOSPITAL		2	39	95%	41
BALDWIN PEDIATRICS		37	4	10%	41
BAYFRONT HEALTH ER PINELLAS PARK		18	23	56%	41
AVELLINO LAB USA, INC		38	2	5%	40
DEPARTMENT OF VETERANS AFFAIRS JAMES A. HALEY VETERANS HOSPITAL			40	100%	40
MIAMI VA HEALTHCARE SYSTEM			40	100%	40
LABORATORY CORP OF AMERICA	1	18	21	53%	40
RCA LABORATORY SERVICES -- NEW YORK ELR		10	30	75%	40
CURATIVE LABS			39	100%	39
EGLIN REGIONAL MEDICAL CENTER		4	35	90%	39
NEW YORK STATE ELR - KALEIDA HEALTH CENTER FOR LABORATORY		35	4	10%	39
NORTH FLORIDA PEDIATRICS-LAKE CITY			38	100%	38
FAWCETT MEMORIAL HOSPITAL-LAB		1	36	97%	37
LABORATORY SPECIALISTS OF MICHIGAN		1	36	97%	37
BLOCK, NATION, CHASE, AND SMOLEN FAMILY MEDICINE		21	15	42%	36
NORTH FLORIDA/SOUTH GEORGA VETERANS HEALTH SYSTEM			36	100%	36
SMA SPECIALTY MEDICAL LAB		1	35	97%	36
CAREMOUNT MEDICAL - PATHOLOGY		36			36
GENPATH			35	100%	35
IRL		4	31	89%	35
UNKNOWN - BAD FACILITY CODE		4	31	89%	35
ST. CLOUD MEDICAL GROUP		35			35
HEALTH FIRST-PALM BAY			34	100%	34
NEW YORK STATE ELR - QUEST DIAGNOSTICS NICHOLS		32	2	6%	34
ADVENT HEALTH CENTRA CARE		7	26	79%	33
DESOTO MEMORIAL HOSPITAL LAB			33	100%	33
TRADITION MEDICAL CENTER LABORATORY		11	22	67%	33
HUNTSVILLE HOSPITAL LABORATORY		25	8	24%	33
CENTRA CARE -- WATERFORD LAKES		4	28	88%	32
EXPERTUS LABORATORIES INC		11	21	66%	32
MOBILE INFIRMARY MED CENTER PATH LAB		29	3	9%	32
ST VINCENT'S BIRMINGHAM LABORATORY		32			32
MEDICAL DIAGNOSTIC LAB		1	31	97%	32
NEW YORK STATE ELR - WHITE PLAINS HOSPITAL CENTER LAB		31			31
QUEST DIAGNOSTICS-VERO BEACH-37TH ST		31			31
CLINICAL RESEARCH SEQUENCING PLATFORM			31	100%	31
ST. MARYS MEDICAL CENTER		1	30	97%	31
ADVENTHEALTH CENTRA CARE SANFORD		7	23	77%	30
QUEST DIAGNOSTICS NICHOLS INSTITUTE- LPP		3	27	90%	30
CAPITAL REGIONAL MEDICAL CENTER		1	29	97%	30
NXGEN MDX		18	12	40%	30
FINLAY CLINICAL LABORATORY INC		26	4	13%	30
DICKERT		26	3	10%	29
VENICE REGIONAL MEDICAL LAB SERVICES			29	100%	29

COVID-19: testing by laboratory

Data through Aug 12, 2020 verified as of Aug 13, 2020 at 09:25 AM

Data in this report are provisional and subject to change.

The numbers in the table below represent the number for whom test results were received by the Department of Health. A person can be tested by more than one laboratory and can have both positive and negative results. **Therefore, the sum of the numbers in each column will be larger than the total number of people tested.**

Reporting lab	Inconclusive	Negative	Positive	Percent positive	Total
NEW YORK STATE ELR - NEWYORK-PRESBYTERIAN/QUEENS DIAGNOSTIC		28	1	3%	29
P4CLINICAL	3	2	24	83%	29
QUEST DIAGNOSTIC INC	1	3	24	86%	28
LAB PLUS, LLC AT SAINT THOMAS WEST HOSPITAL		20	8	29%	28
ANGEL KIDS PEDIATRICS		22	6	21%	28
CHILDREN'S HOSPITAL OF ALABAMA		28			28
KENDALL REGIONAL MEDICAL CENTER LAB	2		26	93%	28
LABFIRST - DEPARTMENT OF PATHOLOGY		27	1	4%	28
ASSOCIATED CLINICAL LABORATORIES		27	1	4%	28
BAYFRONT		21	6	22%	27
NEXT MOLECULAR ANALYTICS		1	26	96%	27
CAPE CANAVERAL HOSPITAL			27	100%	27
FLORIDA MEDICAL CLINIC		2	24	92%	26
MY CLINICAL LAB			26	100%	26
CDC		17	9	35%	26
SANFORD LABORATORIES		24	2	8%	26
DOH-WEST PALM BEACH BRANCH LABORATORY			26	100%	26
SUNCOAST LABS			26	100%	26
INTERLAB		1	25	96%	26
THE CENTER FOR URGENT CARE		3	23	88%	26
RDX BIOSCIENCE,			26	100%	26
GRAVITY DIAGNOSTICS		14	11	44%	25
UNIVERSITY HEALTH SYSTEM INC		22	3	12%	25
QDX PATHOLOGY SERVICES		15	10	40%	25
QUEST DIAGNOSTICS INC.			25	100%	25
GENESIS LABORATORY MANAGEMENT		1	23	96%	24
ST. ANTHONY'S HOSPITAL			24	100%	24
AURORA DIAGNOSTICS BERNHARDT LABORATORIES PATHOLOGY SERVICE		22	2	8%	24
CITRUS MEMORIAL HEALTH SYSTEM LAB		2	22	92%	24
NEW YORK STATE ELR - CATHOLIC HEALTH SYSTEM DEPT LABORATORY		24			24
NEW YORK STATE ELR - STONY BROOK UNIVERSITY MEDICAL CENTER		21	3	13%	24
PALM BAY HOSPITAL		1	23	96%	24
LIFEBRITE	1		22	96%	23
LABORATORY DYNAMICS		20	3	13%	23
POPLAR HEALTHCARE PLLC	1	10	12	52%	23
PRIDE DIAGNOSTICS		20	3	13%	23
CAYUGA MEDICAL CENTER AT ITHACA		19	3	14%	22
PENNSYLVANIA DEPT OF HEALTH		19	3	14%	22
GRAVITY DIAGNOSTICS, LLC		8	14	64%	22
LABCORP OF AMERICA		8	14	64%	22
GENESIS DIAGNOSTICS			22	100%	22
BAY MEDICAL CENTER SACRED HEART HEALTH SYSTEM		4	17	81%	21
BOCA BIOLISTICS REFERENCE LABORATORY		1	20	95%	21
WUESTHOFF MEMORIAL HOSPITAL			21	100%	21
PATRICK AIR FORCE BASE		1	20	95%	21
LAB			21	100%	21
CBS LABORATORY		1	20	95%	21

COVID-19: testing by laboratory

Data through Aug 12, 2020 verified as of Aug 13, 2020 at 09:25 AM

Data in this report are provisional and subject to change.

The numbers in the table below represent the number for whom test results were received by the Department of Health. A person can be tested by more than one laboratory and can have both positive and negative results. **Therefore, the sum of the numbers in each column will be larger than the total number of people tested.**

Reporting lab	Inconclusive	Negative	Positive	Percent positive	Total
SMA LAB		4	17	81%	21
NEW YORK STATE ELR - UNIVERSITY HOSPITAL, STONY BROOK SOUTHAMPTON		21			21
VIERA HOSPITAL			20	100%	20
ST. CLOUD HOSPITAL		20			20
ASSOCIATED PATHOLOGISTS		16	4	20%	20
COASTAL MED URGENT CARE			20	100%	20
BROWARD HEALTH CORAL SPRINGS EPIDEMIOLOGY DEPT			20	100%	20
SELECT LABORATORIES MARION COUNTY, LLC.			20	100%	20
MIAMI BEACH COMMUNITY HEALTH CENTER			20	100%	20
APP-UNIPATH, LLC		19	1	5%	20
FHMG_CTR FOR SENIOR HEALTH		18	1	5%	19
MED HEALTH SERVICES		18	1	5%	19
PARRISH MEDICAL CENTER		1	18	95%	19
MAYO CLINIC LABS - ROCHESTER SUPERIOR DRIVE		2	17	89%	19
VA		15	4	21%	19
DIAGNOSTIC LABORATORY OF OKLAHOMA		18	1	5%	19
AMMON LABS		10	9	47%	19
ADVENT HEALTH FISH MEMORIAL		2	17	89%	19
INTEGRATED REGIONAL LABORATORIES - LARGO			19	100%	19
LECONTE MEDICAL CENTER LAB		15	4	21%	19
SARAPATH DIAGNOSTICS			19	100%	19
FIRST CHOICE URGENT CARE			19	100%	19
MOLECULAR TESTING LABS			19	100%	19
MOLECULAR DIAGNOSTICS			18	100%	18
INTERCOASTAL MEDICAL GROUP			18	100%	18
DOCTORS MEMORIAL HOSPITAL		8	10	56%	18
NEW YORK STATE ELR - WESTCHESTER MEDICAL CENTER		18			18
MIDWAY SPECIALTY CARE CENTER		10	8	44%	18
VAMC			18	100%	18
STONE WASH CLINICAL LABORATORIES		2	16	89%	18
PALO ALTO VA MEDICAL CENTER		1	17	94%	18
IPSUM DIAGNOSTICS			17	100%	17
CLEVELAND CLINIC FOUNDATION		9	8	47%	17
XPRESS WELLNESS URGENT CARE			17	100%	17
NEW YORK STATE ELR - QUEST DIAGNOSTICS INCORPORATED		14	3	18%	17
WATSON CLINIC LLP SOUTH			17	100%	17
WUESTHOFF MEDICAL CENTER-MELBOURNE			17	100%	17
NEW YORK STATE ELR - BROOKDALE UNIVERSITY HOSPITAL		16	1	6%	17
ST FRANCIS HOSPITAL		14	3	18%	17
AMERICAN HEALTH ASSOCIATES OF TAMPA		2	14	88%	16
TGH		1	15	94%	16
MADISON CORE LABORATORIES		15	1	6%	16
CENTRA CARE CONWAY			16	100%	16
SEVEN RIVERS REGIONAL MEDICAL CENTER		4	12	75%	16
HEALTH FIRST-VIERA HOSPITAL			16	100%	16
SUNTREE INTERNAL MEDICINE		16			16
LABCORP INC		3	13	81%	16

COVID-19: testing by laboratory

Data through Aug 12, 2020 verified as of Aug 13, 2020 at 09:25 AM

Data in this report are provisional and subject to change.

The numbers in the table below represent the number for whom test results were received by the Department of Health. A person can be tested by more than one laboratory and can have both positive and negative results. **Therefore, the sum of the numbers in each column will be larger than the total number of people tested.**

Reporting lab	Inconclusive	Negative	Positive	Percent positive	Total
JACKSON HEALTH SYSTEM			16	100%	16
TIDE LABORATORIES		4	11	73%	15
NORTH SHORE UNIVERSITY HOSPITAL LABORATORY		14	1	7%	15
INTERNAL LAB		12	3	20%	15
NEW YORK STATE ELR - ROCHESTER GENERAL HOSPITAL LABORATORY		14	1	7%	15
QUEST DIAGNOSTICS NICHOLS INSTITUTE - SJC (LPP)		10	5	33%	15
SUNQUEST		2	13	87%	15
NEW YORK STATE ELR - LENOX HILL HOSPITAL		13	2	13%	15
QUESTDIAGNOSTICS INCORPORATED		1	14	93%	15
TRUGENX			15	100%	15
DIATHERIX		13	2	13%	15
INTEGRITY LABORATORIES, LLC		5	10	67%	15
QUEST DIAGNOSTICS INCORPORATED			15	100%	15
CONNECTICUT DEPARTMENT OF HEALTH		14	1	7%	15
NEW YORK STATE ELR - WILSON MEMORIAL REGIONAL MEDICAL CENTER		14	1	7%	15
FLORIDA DEPARTMENT OF HEALTH		10	5	33%	15
GOLDEN GATE FAMILY CLINIC			14	100%	14
QUEST INFECTIOUS DISEASE	1	9	4	29%	14
LABCORP - CLEARWATER		3	11	79%	14
OUT OF STATE		14			14
MILLENNIUM PHYSICIAN GROUP LCC			14	100%	14
HEALTH FIRST CAPE CANAVERAL HOSPITAL			14	100%	14
HEALTH CENTRAL HOSPITAL			14	100%	14
CLINICAL PATHOLOGY LABS		1	13	93%	14
WHITE WILSON MEDICAL CENTER CLINIC			14	100%	14
PARK WEST MEDICAL CENTER		13	1	7%	14
NORTH OKALOOSA MEDICAL CENTER			14	100%	14
POARCH BANC CREEK INDIANS TRIBAL HEALTH DEPARTMENT			13	100%	13
PRECISION HEALTH SOLUTIONS LAB			13	100%	13
ORLANDO HEALTH		2	11	85%	13
XERA MED RESEARCH			13	100%	13
BAPTIST SOUTH MEDICAL CENTER		2	11	85%	13
MEDCOMP SCIENCES			13	100%	13
NEW YORK STATE ELR - ERIE COUNTY MEDICAL CTR CLINICAL LABS		13			13
NORTH FLORIDA PEDIATRICS		1	12	92%	13
NEW YORK STATE ELR - BRONX LEBANON HOSPITAL-MEDICAL CENTER		12	1	8%	13
DEPARTMENT OF VETERANS AFFAIRS MEDICAL CENTER			13	100%	13
EGL GENETIC DIAGNOSTICS		1	12	92%	13
SOUTHEAST FAMILY HEALTHCARE CENTER			13	100%	13
SEMINOLE COUNTY HEALTH DEPARTMENT		12	1	8%	13
TOTAL RENAL LABORATORIES INC		7	5	42%	12
REDITUS LABORATORIES			12	100%	12
ADVENTHEALTH PALM COAST			12	100%	12
UVMCM MICROBIOLOGY		12			12
BROWARD DIALYSIS			12	100%	12
ADVANCED URGENT CARE		10	2	17%	12
FLORIDA DEPT OF HEALTH		4	8	67%	12

COVID-19: testing by laboratory

Data through Aug 12, 2020 verified as of Aug 13, 2020 at 09:25 AM

Data in this report are provisional and subject to change.

The numbers in the table below represent the number for whom test results were received by the Department of Health. A person can be tested by more than one laboratory and can have both positive and negative results. **Therefore, the sum of the numbers in each column will be larger than the total number of people tested.**

Reporting lab	Inconclusive	Negative	Positive	Percent positive	Total
DOH		1	11	92%	12
BAYFRONT HEALTH SPRING HILL			12	100%	12
PROTEUS MOLECULAR AND CLINICAL LAB		8	4	33%	12
MAGNOLIA DIAGNOSTIC			12	100%	12
TEN HEALTHCARE		2	10	83%	12
MINI ER AND URGENT CARE			12	100%	12
DEVANSH LAB WERKS INC		9	2	18%	11
BOND CLINIC			11	100%	11
ELLENTON URGENT CARE			11	100%	11
ESCAMBIA COMMUNITY CLINIC			11	100%	11
FLORIDA COMMUNITY HEALTH CENTER OF ST. LUCIE			11	100%	11
NXGEN MDX LLC		9	2	18%	11
UPMC CHAUTAUQUA AT WCA LABORATORY		11			11
BAYFRONT HEALTH PORT CHARLOTTE			11	100%	11
DELRAY MEDICAL CENTER LAB			11	100%	11
NIGHT LITE PEDIATRICS WINTER GARDEN		7	4	36%	11
NEW YORK STATE ELR - SARATOGA HOSPITAL LABORATORY		11			11
FUNGAL REFERENCE LABORATORY		11			11
LAB INTERMARKET FACILITY LAB			11	100%	11
INDIAN RIVER MEDICAL CENTER		11			11
FHMG LAKE MARY PEDS		10	1	9%	11
AMERICAN ESOTERIC LABORATORIES			11	100%	11
LEON CHD		11			11
SELECT REFERENCE LABORATORIES, LLC			10	100%	10
BROWARD HEALTH CARE			10	100%	10
LABCORP - MIAMI		4	6	60%	10
NEW YORK STATE ELR - NEW YORK CITY DEPARTMENT OF HEALTH & MENTAL		9	1	10%	10
PARKWEST MEDICAL CENTER		9	1	10%	10
LAKE BALDWIN CBOC		9	1	10%	10
PERSONALIZED GENETIC TESTING			10	100%	10
MEDICAL LABORATORY DIAGNOSTICS			10	100%	10
NEW YORK STATE ELR - CATHOLIC HEALTH SERVICES REGIONAL LABORATORY		8	2	20%	10
JACKSON NORTH MEDICAL CENTER		1	9	90%	10
CORE LABORATORY		1	9	90%	10
HIGHLANDS MEDICAL CENTER		10			10
NEW JERSEY DEPARTMENT OF HEALTH COMMUNICABLE DISEASE SERVICE		3	7	70%	10
BAYCARE OUTREACH LABORATORY SERVICES		1	9	90%	10
VENICE REGIONAL MEDICAL CENTER			10	100%	10
FLORIDA HOSPITAL LABS			9	100%	9
KEYS MEDICAL GROUP			9	100%	9
BAY PINES VA		1	8	89%	9
ST VINCENTS MEDICAL CENTER RIVERSIDE NURSING			9	100%	9
NEW YORK STATE ELR - VASSAR BROTHERS MEDICAL CENTER LABORATORY		9			9
NEW YORK STATE ELR - LOURDES HOSPITAL INC		9			9
NEW YORK STATE ELR - GOOD SAMARITAN HOSPITAL LABORATORY		9			9
NADAL PEDIATRICS - VICTORIA STREET (3385)			9	100%	9
Diatherix Laboratories, LLC		3	6	67%	9

COVID-19: testing by laboratory

Data through Aug 12, 2020 verified as of Aug 13, 2020 at 09:25 AM

Data in this report are provisional and subject to change.

The numbers in the table below represent the number for whom test results were received by the Department of Health. A person can be tested by more than one laboratory and can have both positive and negative results. **Therefore, the sum of the numbers in each column will be larger than the total number of people tested.**

Reporting lab	Inconclusive	Negative	Positive	Percent positive	Total
HUNTINGTON HOSPITAL LABORATORY		8	1	11%	9
DYNAMIC DNA LAB		1	8	89%	9
TYNDALL AFB			9	100%	9
PROMEDICA LABORATORIES		8	1	11%	9
ADVENT HEALTH SEBRING			9	100%	9
BAY CARE OCCUPATIONAL CLINIC			9	100%	9
AMELIA MEDICAL CARE			9	100%	9
MICHIGAN DEPARTMENT OF HEALTH AND HUMAN SERVICES			9	100%	9
EAST ALABAMA MEDICAL CENTER LABORATORY		6	3	33%	9
LABORATORY OF FLORIDA			9	100%	9
MINUTE CLINIC INCORPORATE		8	1	11%	9
CONSOLIDATED LAB SERVICES		8	1	11%	9
ST. JOSEPH'S HOSPITAL NORTH			9	100%	9
WESTPAC LABS			9	100%	9
NORTH CAROLINA DEPARTMENT OF HEALTH & HUMAN SERVICES			8	100%	8
CENTRA CARE – SAND LAKE			8	100%	8
URGENT CARE CURE		1	7	88%	8
TPCA CLINICAL LABORATORIES		5	3	38%	8
NEW YORK STATE ELR - JAMES J PETERS VA MEDICAL CENTER		6	2	25%	8
PRATTVILLE BAPTIST HOSPITAL		7	1	13%	8
KEY PRIMARY CASE			8	100%	8
SPORTS DRUG TESTING LABORATORY			8	100%	8
DOCTOR'S IN HOUSE LAB			8	100%	8
ST. JOSEPH HOSPITAL AND HEALTH CARE INC.			8	100%	8
THE COMMONWEALTH OF MASSACHUSETTS			8	100%	8
BAYCARE LABORATORIES			8	100%	8
NEW YORK STATE ELR - NORTH CENTRAL BRONX HOSP		7	1	13%	8
NEW YORK STATE ELR - ST PETER'S BENDER LABORATORY		8			8
FLORIDA STATE HOSPITAL			8	100%	8
WOLFSON (USE BAPTIST)			8	100%	8
GENEUS DIAGNOSTICS			8	100%	8
FHMG-FLORIDA HOSPITAL MEDICAL GROUP		3	5	63%	8
STATE LAB		1	7	88%	8
BAYONET POINT MEDICAL CENTER			8	100%	8
UMHC/SYLVESTER AT KENDALL		1	7	88%	8
ST VINCENT'S EAST LABORATORY		6	1	14%	7
CLEVELAND CLINIC			7	100%	7
ORMOND BEACH CENTRA CARE			7	100%	7
ST CATHERINE OF SIENA HOSPITAL		7			7
HEALTHMARK REGIONAL HOSPITAL LAB		3	4	57%	7
SYLVESTER AT PLANTATION LABORATORY		6	1	14%	7
FLORIDA CLINICAL LAB			7	100%	7
ADVENTHEALTH MEDICAL GROUP		5	2	29%	7
CANTON-POTSDAM HOSPITAL LABORATORY		7			7
LEE MEMORIAL HEALTH PARK LAB			7	100%	7
NEW YORK STATE ELR - HUDSON VALLEY HOSPITAL CENTER LABORATORY		6	1	14%	7
ROCKLEDGE			7	100%	7

COVID-19: testing by laboratory

Data through Aug 12, 2020 verified as of Aug 13, 2020 at 09:25 AM

Data in this report are provisional and subject to change.

The numbers in the table below represent the number for whom test results were received by the Department of Health. A person can be tested by more than one laboratory and can have both positive and negative results. **Therefore, the sum of the numbers in each column will be larger than the total number of people tested.**

Reporting lab	Inconclusive	Negative	Positive	Percent positive	Total
SOUTHEAST ALABAMA MEDICAL CENTER			7	100%	7
LAKE CITY VETERANS HOSPITAL			7	100%	7
X-GENE MOLECULAR LABS		1	6	86%	7
NORTHWEST FLORIDA COMMUNITY HOSPITAL		1	6	86%	7
NO NAME		5	2	29%	7
NORTH BAY HOSPITAL			7	100%	7
FLORIDA DEPARTMENT OF HEALTH IN HILLSBOROUGH COUNTY			7	100%	7
FLORIDA DEPARTMENT OF HEALTH IN LAKE COUNTY		3	4	57%	7
COASTAL LABORATORIES			7	100%	7
BIOFIRE			7	100%	7
NORTHWELL HEALTH PLAINVIEW HOSPITAL LABORATORY		5	2	29%	7
NEW YORK STATE ELR - LABORATORY ALLIANCE OF CENTRAL NEW		7			7
PENSACOLA PEDIATRICS			7	100%	7
NEW YORK PRESBYTERIAN - ALLEN HOSPITAL		7			7
WATSON CLINIC LLP MAIN			7	100%	7
LONGLEAF DIAGNOSTIC LABORATORIES		2	5	71%	7
DOCTORS MEMORIAL FAMILY MEDICINE			7	100%	7
UNIVERSITY HOSPITAL - STONY BROOK EASTERN		7			7
PECONIC BAY MEDICAL CENTER LABORATORY		6	1	14%	7
ADVENTHEALTH PEDIATRICS/LAKE MARY PEDS		5	1	17%	6
SHELBY COUNTY HEALTH CARE CORPORATION		4	2	33%	6
CREATIVE TESTING SOLUTIONS			6	100%	6
PALM BEACH PATHOLOGY		4	2	33%	6
LEE COUNTY HEALTH DEPARTMENT		4	2	33%	6
ST ELIZABETH MEDICAL CENTER LABORATORY		6			6
GENEDX		5	1	17%	6
TAMIAMI LAB MILLENIUM			6	100%	6
ADVENTHEALTH CENTRA CARE ORMOND BEACH			6	100%	6
NEIGHBORHOOD MEDICAL CENTER		6			6
TRUE HEALTH DIAGNOSTICS		1	5	83%	6
LONGWOOD FAMILY PRACTICE		6			6
PATHOGENIUS LABORATORIES		2	4	67%	6
LEE MEMORIAL LAB GULF COAST			6	100%	6
ACH			6	100%	6
ARCHBOLD MEMORIAL HOSPITAL/LAB		3	3	50%	6
ABBOTT			6	100%	6
MINUTECLINIC DIAGNOSTIC OF RHODE ISLAND, LLC #729		5	1	17%	6
NEW YORK STATE ELR - JAMAICA HOSPITAL MEDICAL CENTER		6			6
ADVENTHEALTH CENTRA CARE LAKE MARY		2	4	67%	6
BAYCARE MEDICAL GROUP INC			6	100%	6
BIOCEPT			6	100%	6
LABCORP NEW PORT RICHEY			6	100%	6
STATEN ISLAND UNIVERSITY HOSPITAL-POUCH		6			6
MONTEFIORE NEW ROCHELLE HOSPITAL		6			6
MICHIGAN DEPARTMENT OF COMMUNITY HEALTH		1	5	83%	6
FLORIDA WOMAN CARE LABORATORY			6	100%	6
BioReference Laboratories, Inc			6	100%	6

COVID-19: testing by laboratory

Data through Aug 12, 2020 verified as of Aug 13, 2020 at 09:25 AM

Data in this report are provisional and subject to change.

The numbers in the table below represent the number for whom test results were received by the Department of Health. A person can be tested by more than one laboratory and can have both positive and negative results. **Therefore, the sum of the numbers in each column will be larger than the total number of people tested.**

Reporting lab	Inconclusive	Negative	Positive	Percent positive	Total
PATHGROUP			6	100%	6
ST JOSEPH HOSPITAL		5	1	17%	6
COMMUNITY HEALTH CENTER			6	100%	6
BROOKWOOD BAPTIST MEDICAL CENTER		6			6
TMH PHYSICIAN PARTNERS - MONTICELLO		5			5
ADVENTHEALTH ZEPHYRHILLS			5	100%	5
LABCORP DIAGNOSTICS-MIAMI		2	3	60%	5
Cleveland Clinic Laboratories		1	4	80%	5
ALLIANCE PEDIATRICS			5	100%	5
CHILDREN'S HOSPITAL OF PHILADELPHIA		5			5
ADVENTHEALTH CENTRA CARE			5	100%	5
AIM LABORATORIES			5	100%	5
BOCA RATON REGIONAL HOSPITAL LAB			5	100%	5
LAB CORP OF AMERICA		1	4	80%	5
UPMC HEALTH SYSTEM		4	1	20%	5
ARNOT OGDEN MEDICAL CENTER LABORATORY		5			5
DALE MEDICAL CENTER		2	3	60%	5
THE VILLAGES CLINICAL LAB		4	1	20%	5
UNKNOWN LAB			5	100%	5
LEHIGH VALLEY HOSPITAL		3	2	40%	5
FRANCES WARDE MEDICAL LABORATORY		2	3	60%	5
FLOWERS HOSPITAL		1	4	80%	5
XRL SXF REF LAB		5			5
Point of Care Testing			5	100%	5
LABCORP - NAPLES			5	100%	5
AEL KNOXVILLE			5	100%	5
QUOTIENT SCIENCES			5	100%	5
SUNCOAST COMMUNITY HEALTH CENTERS PEDIATRICS		1	4	80%	5
DOH JACKSONVILLE CENTRAL LABORATORY		3	2	40%	5
LAKELAND REGIONAL HEALTH			5	100%	5
TALLAHASSEE PRIMARY CARE ASSOC, PA		5			5
SPECIALITY LABORATORIES,INC		4	1	20%	5
ST ANTHONY NORTH			5	100%	5
DOCTOR'S IN HOUSE LABORATORY			5	100%	5
LABCORP BURLINGTON CYTO		4	1	20%	5
ADVENT HEALTH CENTRA CARE PALM COAST			5	100%	5
BROWARD COUNTY HEALTH DEPT.			5	100%	5
BIOTECH			5	100%	5
NEW YORK STATE ELR - SOUTHSIDE HOSPITAL NORTHWELL HEALTH LABORATORY		4	1	20%	5
JFK MEDICAL CENTER NORTH LAB			5	100%	5
BOZEMAN HEALTH DEACONESS HOSPITAL		3	2	40%	5
CHEMISYS LABORATORIES			5	100%	5
PRECISION LABS LLC		1	3	75%	4
SOUTHWESTERN REGIONAL MEDICAL CENTER - TULSA		4			4
QUEST DIAGNOSTICS- MELBOURNE			4	100%	4
ILLINOIS DEPT OF PUBLIC HEALTH LAB - SPRINGFIELD			4	100%	4
DTR LABS		3	1	25%	4

COVID-19: testing by laboratory

Data through Aug 12, 2020 verified as of Aug 13, 2020 at 09:25 AM

Data in this report are provisional and subject to change.

The numbers in the table below represent the number for whom test results were received by the Department of Health. A person can be tested by more than one laboratory and can have both positive and negative results. **Therefore, the sum of the numbers in each column will be larger than the total number of people tested.**

Reporting lab	Inconclusive	Negative	Positive	Percent positive	Total
NICHOLS INSTITUTE QUEST DIAGNOSTICS		2	2	50%	4
COMMUNITY HEALTH OF SOUTH FLORIDA			4	100%	4
DAVITA LABORATORY		4			4
PRIMARY CARE OF THE TREASURE COAST			4	100%	4
Covance Central Laboratory			4	100%	4
COLORADO DEPARTMENT OF PUBLIC HEALTH AND ENVIRONMENT			4	100%	4
COVENIENT CARE MEDICAL CLINIC			4	100%	4
OKLAHOMA STATE UNIVERSITY DIAGNOSTIC LAB			4	100%	4
UNIVERSITY OF ALABAMA		4			4
GENUS3		1	3	75%	4
STATEN ISLAND UNIVERSITY HOSPITAL SEGUINE AVE		4			4
DCH REGIONAL MEDICAL CENTER LABORATORY		4			4
EXPRESS TESTING-ONE			4	100%	4
FINLAY C. LABORATORY		3	1	25%	4
FISHERMEN'S HOSPITAL			4	100%	4
NEWYORK-PRESBYTERIAN/ LAWRENCE HOSPITAL LABORATORY		4			4
VA GULF COAST VETERANS HEALTH CARE SYSTEM			4	100%	4
BAY CARE			4	100%	4
PEDIATRIC HEALTH CARE ALLIANCE			4	100%	4
ASCENSION ST. VINCENT'S PRIMARY CARE			4	100%	4
THOMAS JEFFERSON UNIVERSITY HOSPITAL		4			4
MANATEE PEDIATRICS			4	100%	4
IRL MARKET LAB			4	100%	4
LINCOLN MEDICAL AND MENTAL HEALTH CENTER		4			4
NEW HAMPSHIRE DEPARTMENT OF HEALTH AND HUMAN SERVICES		3	1	25%	4
NEW YORK STATE ELR - SAMARITAN HOSPITAL LABORATORY		4			4
METRO KNOXVILLE HMA		4			4
BEAUMONT LABORATORY			4	100%	4
INTERLACHEN PEDIATRICS		4			4
BAPTIST MEDICAL CENTER EAST		2	2	50%	4
ACHS		2	2	50%	4
QUEST DIAGNOSTIC INC TECHINICAL			4	100%	4
MALABAR/ADVENT CENTRA CARE			4	100%	4
MISSOURI DEPARTMENT OF HEALTH AND SENIOR SERVICES			4	100%	4
METHODIST MEDICAL CENTER		3	1	25%	4
COMMUNITY HEALTH NORTHWEST FLORIDA			4	100%	4
METROPOLITAN HOSPITAL CENTER		4			4
MINUTECLINIC DIAGNOSTIC OF RHODE ISLAND, LLC #1544		4			4
GENUS DIAGNOSTICS			4	100%	4
INTERMARKET FACILITY			4	100%	4
NOAH CLINICAL LABORATORY			4	100%	4
STATEN ISLAND UNIVERSITY HOSPITAL		4			4
LAWTON CHILES HEALTH CENTER			4	100%	4
NEW YORK STATE ELR - BROOKLYN HOSPITAL CENTER DOWNTOWN CAMPUS		4			4
MEDLOGIC, LLC		1	3	75%	4
WAKEMED		1	2	67%	3
MONTEFIORE ST LUKE'S CORNWALL HOSPITAL		2	1	33%	3

COVID-19: testing by laboratory

Data through Aug 12, 2020 verified as of Aug 13, 2020 at 09:25 AM

Data in this report are provisional and subject to change.

The numbers in the table below represent the number for whom test results were received by the Department of Health. A person can be tested by more than one laboratory and can have both positive and negative results. **Therefore, the sum of the numbers in each column will be larger than the total number of people tested.**

Reporting lab	Inconclusive	Negative	Positive	Percent positive	Total
PINELLAS COUNTY HEALTH DEPARTMENT		2	1	33%	3
NAPHCARE, INC.			3	100%	3
SAMARITAN MEDICAL CENTER		3			3
TIMBER RIDGE LABORATORY			3	100%	3
QUATRACOR PLLC		3			3
NEW YORK STATE ELR - JACOBI MEDICAL CENTER		3			3
ST LUKES HOSPITAL LABORATORY		2	1	33%	3
VIRTUA VOORHEES HOSPITAL		3			3
MARSHALL MEDICAL CENTER SOUTH LAB		2	1	33%	3
VA OUTPATIENT			3	100%	3
LAKE WALES MEDICAL CENTER INC			3	100%	3
NORTH BROWARD HOSPITAL DISTRICT HEALTHCARE FOR THE HOMELESS			3	100%	3
WALGREENS #5317		3			3
VIRGINIA DIVISION OF CONSOLIDATED LABORATORIES			3	100%	3
NEW YORK STATE ELR - LONG ISLAND JEWISH MED CTR		3			3
SOUTH GEORGIA MEDICAL CENTER			3	100%	3
QUEST DIAGNOSTIC			3	100%	3
INDIAN RIVER CHD VERO BEACH		2	1	33%	3
EMERGENCY MEDICAL CENTER			3	100%	3
KEY WEST URGENT CARE, INC		3			3
PHYSICIANS STAT			3	100%	3
PENNSYLVANIA DEPARTMENT OF HEALTH BUREAU OF LABORATORIES			3	100%	3
PUBLIC HEALTH LAB		3			3
ACADIAN DIAGNOSTIC LABORATORIES		2	1	33%	3
ILLINOIS DEPARTMENT OF PUBLIC HEALTH			3	100%	3
JOE DIMAGGIO CHILDREN'S HOSPITAL		1	2	67%	3
FLORIDA HOSPITAL			3	100%	3
WESLEY CHAPEL INTERNAL MEDICINE AND PEDIATRICS			3	100%	3
BARONESS ERLANGER HOSPITAL		3			3
EISENHOWER ARMY MEDICAL CENTER			3	100%	3
BRANCH MEDICAL CLINIC			3	100%	3
TA LABCORP TAMPA			3	100%	3
MIAMI CANCER INSTITUTE			3	100%	3
WOODHULL MEDICAL AND MENTAL HEALTH CTR		3			3
CENTRA CARE - LAKE NONA		1	2	67%	3
HEALTH CARE LABORATORY SERVICES			3	100%	3
ALACHUA COUNTY HEALTH DEPARTMENT			3	100%	3
NORTHERN DUTCHESS HOSPITAL LABORATORY		3			3
NEW YORK STATE ELR - ORANGE REGIONAL MEDICAL CENTER LABORATORY		3			3
NORTHSHORE UNIVERSITY HEALTHSYSTEM EVANSTON HOSPITAL LAB			3	100%	3
BAYCARE OUTREACH LABORATORY HOSPITAL			3	100%	3
JACKSON SOUTH COMMUNITY HOSPITAL LAB			3	100%	3
JOHNS HOPKINS MEDICAL LABORATORIES		1	2	67%	3
PALMS WEST HOSPITAL			3	100%	3
NORTH NAPLES HOSPITAL RESPIRATORY THERAPY DEPARTMENT			3	100%	3
FAMILY HEALTH CENTERS OF SWF LABS			3	100%	3
MHHS All Lab Subsection		3			3

COVID-19: testing by laboratory

Data through Aug 12, 2020 verified as of Aug 13, 2020 at 09:25 AM

Data in this report are provisional and subject to change.

The numbers in the table below represent the number for whom test results were received by the Department of Health. A person can be tested by more than one laboratory and can have both positive and negative results. **Therefore, the sum of the numbers in each column will be larger than the total number of people tested.**

Reporting lab	Inconclusive	Negative	Positive	Percent positive	Total
GULF COAST MEDICAL GROUP			3	100%	3
BAYFRONT HEALTH PUNTA GORDA			3	100%	3
BIODESIX, INC.		3			3
CENTRA CARE HUNTER'S CREEK			3	100%	3
CALHOUN LIBERTY HOSPITAL			3	100%	3
DOH-TAMPA BRANCH LABORATORY (MLK BLVD)			3	100%	3
CENTRAL FLORIDA HEALTH CARE INC			3	100%	3
ACCESS HEALTH CARE		2	1	33%	3
DORAL URGENT CARE			3	100%	3
THOMAS LANGLEY			2	100%	2
NEW YORK STATE ELR - AUBURN COMMUNITY HOSPITAL		2			2
LABCORP RARITAN		2			2
TREE HOUSE PEDIATRICS		2			2
NEW YORK STATE ELR - GLENS FALLS HOSPITAL DEPARTMENT OF PATHOLOGY		2			2
PPD			2	100%	2
FLORIDA CLINICAL LABORATORY INC			2	100%	2
NEW YORK STATE ELR - BELLEVUE HOSPITAL CENTER DEPARTMENT		2			2
GEISINGER MEDICAL CENTER		2			2
URGENT CARE TCMA			2	100%	2
NEBRASKA MEDICAL CENTER			2	100%	2
UT MEMPHIS UNIVERSITY HEALTH SERVICES			2	100%	2
CORAL GABLES HOSPITAL			2	100%	2
UNIVERSITY OF CHICAGO MEDICAL CENTER LAB			2	100%	2
NEW YORK STATE DEPARTMENT OF HEALTH		1	1	50%	2
QUEST ELR		2			2
UNIVERSITY OF MIAMI			2	100%	2
ONSLow MEMORIAL HOSPITAL LABORATORY		2			2
BAY CARE LAB SERVICES/ST. ANTHONY'S HOSPITAL			2	100%	2
CAPTAIN JAMES A. LOVELL FEDERAL HEALTHCARE CENTER			2	100%	2
MAYO			2	100%	2
BIO-REFERENCE LABORATORIES			2	100%	2
MONROE COUNTY HOSPITAL		2			2
NEW YORK STATE ELR - ERIE COUNTY PUBLIC HEALTH CLINICAL		2			2
ERIE COUNTY MEDICAL CTR CLINICAL LABS		2			2
LABCORP PHOENIX			2	100%	2
BIO-TECH CLINICAL LABORATORIES			2	100%	2
SHELBY BAPTIST MEDICAL CENTER			2	100%	2
AMEERAH LABS			2	100%	2
PREMIER LABORATORY SERVICES, LLC			2	100%	2
ALABAMA DEPARTMENT OF PUBLIC HEALTH			2	100%	2
ENGLEWOOD HOSPITAL AND MEDICAL CENTER			2	100%	2
MADISON COUNTY MEMORIAL HOSP		1	1	50%	2
SSM HEALTH ST LOUIS MICROBIOLOGY LABORATORY		1	1	50%	2
MAILBOX DIAGNOSTICS		1	1	50%	2
DOCTOR'S IN-HOUSE LAB/COMMUNITY HEALTH CENTERS OF PINELLAS -PINELLAS P			2	100%	2
LINCOLN DIAGNOSTIC LAB		2			2
CONNECTDX			2	100%	2

COVID-19: testing by laboratory

Data through Aug 12, 2020 verified as of Aug 13, 2020 at 09:25 AM

Data in this report are provisional and subject to change.

The numbers in the table below represent the number for whom test results were received by the Department of Health. A person can be tested by more than one laboratory and can have both positive and negative results. **Therefore, the sum of the numbers in each column will be larger than the total number of people tested.**

Reporting lab	Inconclusive	Negative	Positive	Percent positive	Total
ADVENTHEALTH CENTRA CARE APOPKA			2	100%	2
GUTHRIE MEDICAL GROUP LABORATORIES		2			2
BAYFRONT MEDICAL			2	100%	2
OMNICARE PHARMACY OFTEXAS 1, LP DBA OMNICARE		2			2
ORLANDO HEALTH EMERGENCY DEPARTMENT		2			2
AMERICAN FAMILY CARE- ORANGE BEACH			2	100%	2
TANNER MEDICAL CENTER EAST AL		2			2
ALTRU DIAGNOSTICS INC			2	100%	2
AMERICAN MEDICAL LABORATORIES			2	100%	2
HEALTH FIRST IBM-UX			2	100%	2
CELERION			2	100%	2
BIRMINGHAM VAMC		1	1	50%	2
QUEST DIAGNOSTICS-OCALA-SW HIGHWAY 200		2			2
GEORGIA DEPARTMENT OF PUBLIC HEALTH			2	100%	2
SCDHEC BUREAU OF LABORATORIES			2	100%	2
ADVANCED URGENT CARE CENTER OF THE UPPER KEYS			2	100%	2
JACKSON LABORATORY OF GENOMIC MEDICINE		2			2
BFT LAB			2	100%	2
SARASOTA MEMORIAL MEDICAL URGENT CARE CENTER			2	100%	2
AHSE ROP		2			2
VIRTUA MEMORIAL HOSPITAL BURLINGTON COUNTY			2	100%	2
VIGILINT HEALTHCARE		1	1	50%	2
KETTERING HEALTH			2	100%	2
INTERNAL MEDICINE ASSOCIATES-DUNELLON			2	100%	2
WHOLE CHILD PEDIATRICS			2	100%	2
LEESBURG REGIONAL MEDICAL CENTER		1	1	50%	2
CONEMAUGH MEMORIAL MEDICAL CENTER		2			2
LABCORP - OHIO			2	100%	2
WATAUGA MEDICAL CENTER		1	1	50%	2
CVS PHARMACY, INC DBA CVS/PHARMACY #10581		2			2
OMNI			2	100%	2
LABCORP - LEESBURG			2	100%	2
IOWA DEPARTMENT OF PUBLIC HEALTH			2	100%	2
TALLAHASSEE MEMORIAL HEALTHCARE FAMILY MED RESIDENCY			2	100%	2
EXOSOME DIAGNOSTICS		2			2
UNIVERSITY HOSPITAL OF BROOKLYN		2			2
NOVANT HEALTH INPATIENT CARE			2	100%	2
JOHNSON CITY MEDICAL CENTER		1	1	50%	2
HOME ACCESS HEALTH			2	100%	2
UNIVERSITY HOSPITAL			2	100%	2
UK HEALTHCARE			2	100%	2
Cleveland Clinic Weston			2	100%	2
ST. JOSEPH REGIONAL MEDICAL CENTER			2	100%	2
BETH ISRAEL DEACONESS MEDICAL CENTER			2	100%	2
NLC LABS			2	100%	2
OKLAHOMA STATE DEPARTMENT OF HEALTH-PUBLIC HEALTH LABORATORY			2	100%	2
NOVANT HEALTH GOHEALTH URGENT CARE-HARRISBURG			2	100%	2

COVID-19: testing by laboratory

Data through Aug 12, 2020 verified as of Aug 13, 2020 at 09:25 AM

Data in this report are provisional and subject to change.

The numbers in the table below represent the number for whom test results were received by the Department of Health. A person can be tested by more than one laboratory and can have both positive and negative results. **Therefore, the sum of the numbers in each column will be larger than the total number of people tested.**

Reporting lab	Inconclusive	Negative	Positive	Percent positive	Total
NORTH DAKOTA DEPT OF HEALTH MICROBIOLOGY			2	100%	2
VRL EUROFINs			2	100%	2
LEGACY LABORATORY SERVICES			2	100%	2
CONSOLIDATED LABORATORY SERVICES			2	100%	2
FLORIDA HEALTH CARE PLANS			2	100%	2
ST PETERSBURG PEDIATRICS-EAST BAY			2	100%	2
LAKE MARY KIDS CENTRA CARE			2	100%	2
OHIO STATE UNIVERSITY MEDICAL CENTER			2	100%	2
NEW YORK STATE ELR - NEW YORK PRESBYTERIAN-LOWER MANHATTAN		2			2
MEMORIAL SLOAN KETTERING CANCER CENTER		1	1	50%	2
ALVERNO CLINICAL LABORATORIES			2	100%	2
RICHMOND UNIVERSITY MEDICAL CENTER		1	1	50%	2
UCLA HEALTHCARE CLINICAL LABS			2	100%	2
RUSH UNIVERSITY MEDICAL CENTER LABORATORY			2	100%	2
FCHC (OB)-DARWIN SQUARE CTR.			2	100%	2
TREASURE COAST COMMUNITY HEALTH			2	100%	2
ALLIANCE LABS @LRMC			2	100%	2
MINUTE CLINIC LLC #2216		2			2
COLLIER COUNTY HEALTH DEPT.			2	100%	2
PHYSICIANS LABORATORY SERVICES			2	100%	2
MIDMICHIGAN MEDICAL CENTER			2	100%	2
ADVANCED MEDICAL CARE			2	100%	2
MEDRITE			2	100%	2
NEW YORK STATE ELR - LONG ISLAND JEWISH VALLEY STREAM		2			2
DEACONESS HOSPITAL			2	100%	2
ROCKEFELLER UNIVERSITY CLINICAL GENOMICS LABORATOR		2			2
QUEST DIAGNOSTICS-OCALA-SE 3RD		2			2
QUEST DIAGNOSITCS INCORPORATED			2	100%	2
UNIVERSITY OF WASHINGTON MEDICAL CENTER			2	100%	2
UC CORAL GABLES			2	100%	2
SIGNATURE CARE PFLUGERVILLE			2	100%	2
GALEN BAYLOR EXTENSION		2			2
INGENIOUS PERSONALIZED MEDICINE		2			2
SHARP MEMORIAL HOSPITAL MICROBIOLOGY DEPT			2	100%	2
SPARROW CENTRAL LAB			2	100%	2
QUEENS HOSPITAL CENTER		2			2
NEW YORK STATE ELR - COLUMBIA MEMORIAL HOSPITAL LABORATORY		2			2
MONTANA PUBLIC HEALTH LAB			2	100%	2
VERMONT DEPARTMENT OF HEALTH LABORATORY		1	1	50%	2
HEART OF FLORIDA HMA			2	100%	2
EXECUTIVE MEDICAL SERVICES		2			2
LABCORP - STUART		1	1	50%	2
ST CHARLES HOSPITAL LABORATORY		2			2
NOT INDICATED			2	100%	2
MINUTECLINIC DIAGNOSTIC OF RHODE ISLAND, LLC #590		2			2
OHIO DEPARTMENT OF HEALTH LABORATORY		2			2
JOHN D. ARCHBOLD MEM. HOSPITAL			2	100%	2

COVID-19: testing by laboratory

Data through Aug 12, 2020 verified as of Aug 13, 2020 at 09:25 AM

Data in this report are provisional and subject to change.

The numbers in the table below represent the number for whom test results were received by the Department of Health. A person can be tested by more than one laboratory and can have both positive and negative results. **Therefore, the sum of the numbers in each column will be larger than the total number of people tested.**

Reporting lab	Inconclusive	Negative	Positive	Percent positive	Total
PREMIER MEDICAL LABORATORY			2	100%	2
ST VINCENT'S CHILTON		1	1	50%	2
QUEST DIAGNOSTICS-WEST HILLS		1			1
FLORIDA HOSPITAL LAB			1	100%	1
FLORIDA DEPARTMENT OF HEALTH PALM BEACH COUNTY			1	100%	1
BLOOD SYSTEMS LABORATORIES			1	100%	1
MEDSTAR HARBOR HOSPITAL			1	100%	1
FLORIDA HOSPITAL KISSIMMEE			1	100%	1
CATHOLIC HEALTH SYSTEM DEPT LABORATORY		1			1
CITRUS PARK			1	100%	1
HARLEM HOSPITAL CENTER		1			1
RIVERSIDE MEDICAL GROUP		1			1
SUNY AT STONY BROOK			1	100%	1
CAH ACQUISITION COMPANY 11 LLC			1	100%	1
ROBERT WOOD JOHNSON HOSPITAL			1	100%	1
BLOUNT MEMORIAL HOSPITAL		1			1
FLORIDA CLINICAL LABORATORY - BIOREFERENCE LABORATORIES			1	100%	1
PRORENATA LABS			1	100%	1
RIVIERA BEACH HEALTH CENTER LAB			1	100%	1
CONEY ISLAND HOSPITAL		1			1
DELAWARE DIAGNOSTICS LABS			1	100%	1
GIFFORD MEMORIAL HOSPITAL		1			1
WEST PACIFIC MEDICAL LABORATORY			1	100%	1
DOCS URGENT CARE			1	100%	1
MUNSON MEDICAL CENTER			1	100%	1
CQUENTIA NGS, LLC			1	100%	1
WASHINGTON STATE DEPARTMENT OF HEALTH PUBLIC HEALTH LABORATORIES			1	100%	1
NEW YORK STATE ELR - MERCY MEDICAL CENTER		1			1
WELLINGTON WEST 100176			1	100%	1
MONTEFIORE NYACK HOSPITAL AFFILIATED LABORATORY		1			1
MINUTE CLINIC DIAGNOSTIC OF VIRGINIA		1			1
EXCEL URGENT CARE OF NJ			1	100%	1
MEMORIAL HERMANN CONSOLIDATED LABORATORY SERVICES			1	100%	1
MINUTECLINIC DIAGNOSTIC			1	100%	1
BAPTIST ER TOWN CTR			1	100%	1
AZALEA HEALTH			1	100%	1
PEDIATRIC HEALTHCARE ALLIANCE			1	100%	1
CAROLINAS HEALTHCARE SYSTEM LAB			1	100%	1
AFFILIATED LABORATORIES INC			1	100%	1
ALLIANCE LABORATORY SERVICES			1	100%	1
APPALACHIAN REGIONAL HEALTHCARE SYSTEM		1			1
DSI LABORATORIES-NAPLES-7TH			1	100%	1
ADVENTIST HINSDALE HOSPITAL LABORATORY			1	100%	1
OSWEGO HOSPITAL LABORATORY		1			1
EDGAR PRICE FAMILY & CHILDREN HEALTHCARE CENTER			1	100%	1
BARDMOOR LABORATORY			1	100%	1
US LABORATORIES			1	100%	1

COVID-19: testing by laboratory

Data through Aug 12, 2020 verified as of Aug 13, 2020 at 09:25 AM

Data in this report are provisional and subject to change.

The numbers in the table below represent the number for whom test results were received by the Department of Health. A person can be tested by more than one laboratory and can have both positive and negative results. **Therefore, the sum of the numbers in each column will be larger than the total number of people tested.**

Reporting lab	Inconclusive	Negative	Positive	Percent positive	Total
NEW YORK STATE ELR - ST BARNABAS HOSPITAL		1			1
CBC LAB			1	100%	1
CGH MEDICAL CENTER			1	100%	1
BROOKSVILLE REGIONAL HOSPITAL			1	100%	1
COLORADO DEPARTMENT OF HEALTH LABORATORY SERVICES DIVISION			1	100%	1
COMPUNET CLINICAL LAB			1	100%	1
ST. LUKE'S HOSPITAL - BETHLEHEM CAMPUS		1			1
GENETIC ASSAYS INC			1	100%	1
FLORIDA DEPARTMENT OF HEALTH IN MIAMI DADE COUNTY			1	100%	1
CALIFORNIA PUBLIC HEALTH LABORATORY			1	100%	1
CELEBRATION HOSPITAL			1	100%	1
CFCH - FROSTPROOF			1	100%	1
COCOA BEACH/ADVENT CENTRA		1			1
OMNICARE PHARMACY OF TEXAS 1, LP		1			1
OHIO DEPARTMENT OF HEALTH			1	100%	1
PALM BEACH COUNTY HEALTH DEPARTMENT LABORATORY			1	100%	1
ILLINOIS DEPT OF PUBLIC HEALTH LABS			1	100%	1
LABCORP - LADY LAKE			1	100%	1
LABCORP - DAYTONA BEACH			1	100%	1
PORT ST LUCIE REHABILITATION AND HEALTHCARE			1	100%	1
HARTFORD HOSPITAL ANCILLARY LAB		1			1
LABCORP - PALM BEACH GARDENS			1	100%	1
PARKWAY REGIONAL MEDICAL CENTER LAB			1	100%	1
BIOMERIEUX			1	100%	1
NORTH FLORIDA PEDIATRICS JASPER			1	100%	1
BMC/JACSONVILLE		1			1
MEDICAL CENTER AT OCEAN REEF			1	100%	1
HARDIN MEMORIAL HOSPITAL - HEARTLAND PATHOLOGY CONSULTANTS			1	100%	1
HOLY NAME MEDICAL CENTER		1			1
BAPTIST HEALTH URGENT CARE AT KENDALL LAKES			1	100%	1
AMD			1	100%	1
HOUSTON HEALTH DEPARTMENT - BUREAU OF LABORATORY SERVICES			1	100%	1
BERKSHIRE MEDICAL CENTER			1	100%	1
GEORGETOWN URGENT CARE			1	100%	1
FLORIDA HOSPITAL ALTAMONTE			1	100%	1
FORT SANDERS REGIONAL LABORATORY		1			1
DEPARTMENT OF HEALTH AND HUMAN SERVICES DIVISION OF BEHAVIORAL HEALTH		1			1
FALMOUTH BY THE SEA			1	100%	1
DHEC - S.C PUBLIC HEALTH LAB			1	100%	1
CLEVELAND CLINIC OHIO LABORATORIES			1	100%	1
ELITE CARE			1	100%	1
DUKE HEALTH REGIONAL HOSPITAL			1	100%	1
BAYCARE MEDICAL GROUP			1	100%	1
SCRIPPS CLINIC MEDICAL			1	100%	1
BAYCARE ALLIANT HOSPITAL			1	100%	1
ST FRANCIS			1	100%	1
BAYCARE OUTREACH LAB			1	100%	1

COVID-19: testing by laboratory

Data through Aug 12, 2020 verified as of Aug 13, 2020 at 09:25 AM

Data in this report are provisional and subject to change.

The numbers in the table below represent the number for whom test results were received by the Department of Health. A person can be tested by more than one laboratory and can have both positive and negative results. **Therefore, the sum of the numbers in each column will be larger than the total number of people tested.**

Reporting lab	Inconclusive	Negative	Positive	Percent positive	Total
State Lab Unspecifd			1	100%	1
LAB CORP PHOENIX			1	100%	1
KANSAS DEPARTMENT OF HEALTH			1	100%	1
SACRED HEART MEDICAL GROUP			1	100%	1
SPECTOR SCIENTIFIC LAB			1	100%	1
BEEBE MEDICAL CENTER LABORATORY		1			1
SKY RIDGE MEDICAL CENTER - MICRO			1	100%	1
ST. LUCIE COUNTY HEALTH DEPARTMENT		1			1
HIGHLANDS CLINICAL LABORATORY			1	100%	1
SOUTHEAST GEORGIA HEALTH SYSTEM			1	100%	1
JOHN D. ARCHBOLD MEMORIAL HOSPITAL			1	100%	1
BAYLOR ESOTERIC AND MOLECULAR LAB			1	100%	1
BAYLOR COLLEGE OF MEDICINE			1	100%	1
SV MOBILE HEALTH			1	100%	1
URGENT CARE WEST CLINIC			1	100%	1
ARKANSAS DEPARTMENT OF HEALTH			1	100%	1
AFC PATRIOT URGENT CARE			1	100%	1
ACCESS HEALTH CARE PHYSICIANS			1	100%	1
LABCORP - HOLLYWOOD			1	100%	1
BAPTIST HEALTH EXPRESS CARE AT KEY BISCAYNE			1	100%	1
VA HOSPITAL PATH & LAB			1	100%	1
ARNOLD PALMER HOSPITAL LABORATORY			1	100%	1
UNITED LABORATORY SERVICE			1	100%	1
TENNESSEE DOH - KNOXVILLE			1	100%	1
TEXAS DEPARTMENT OF STATE HEALTH SERVICES			1	100%	1
ADVANCED LABORATORY SERVICES			1	100%	1
AFC URGENT CARE			1	100%	1
TRUMAN MEDICAL CENTER - HOSPITAL HILL			1	100%	1
UNITED CLINICAL LABORATORIES			1	100%	1
THE HEART HOSPITAL BAYLOR PLANO			1	100%	1
TIEHH BIOTERRORISM RESPONSE LAB			1	100%	1
QUEST - HOUSTON LAB			1	100%	1
PRISMA HEALTH TUOMEY LABORATORY			1	100%	1
SOUTH LAKE FAMILY HEALTH CENTER			1	100%	1
PHELPS HOSPITAL LABORATORY		1			1
SOUTHWEST REGIONAL PCR LABORATORY			1	100%	1
REGIONAL MEDICAL LABORATORY			1	100%	1
SANFORD SOUTH UNIVERSITY		1			1
SEA LEVEL LABS			1	100%	1
PERDIDO URGENT CARE			1	100%	1
REMISE OCCUPATIONAL HEALTH SOLUTIONS INC			1	100%	1
RENOWN REGIONAL MEDICAL CENTER			1	100%	1
LABCORP LAFAYETTE		1			1
MARYLAND DEPARTMENT OF HEALTH AND MENTAL HYGIENE			1	100%	1
NORTH BROWARD MEDICAL CENTER			1	100%	1
MD NOW URGENT CARE CENTER INC.			1	100%	1
MERCY HEALTH—MUSKEGON		1			1

COVID-19: testing by laboratory

Data through Aug 12, 2020 verified as of Aug 13, 2020 at 09:25 AM

Data in this report are provisional and subject to change.

The numbers in the table below represent the number for whom test results were received by the Department of Health. A person can be tested by more than one laboratory and can have both positive and negative results. **Therefore, the sum of the numbers in each column will be larger than the total number of people tested.**

Reporting lab	Inconclusive	Negative	Positive	Percent positive	Total
MEMORIAL HEALTH UNIVERSITY MEDICAL CENTER			1	100%	1
MARINA DEL REY HOSPITAL LAB			1	100%	1
LABCORP SOUTH CHARLESTON			1	100%	1
PEDIATRIC ASSOCIATES - JACKSONVILLE			1	100%	1
PALM SPRINGS GENERAL HOSPITAL			1	100%	1
NORTHERN WESTCHESTER HOSPITAL LABORATORY		1			1
NOT GIVEN			1	100%	1
LabCorp L#09258090 M#09258105			1	100%	1
LABCORP - JACKSONVILLE			1	100%	1
ST JOSEPHS CHILDRENS HOSPITAL OUTREACH			1	100%	1
YORK HOSPITAL - LABORATORY			1	100%	1
LAKEWOOD RANCH ER 24/7			1	100%	1
PATHLINE			1	100%	1
UF KANAPAHA LAB BEAKER		1			1
UNIVERSITY OF FLORIDA			1	100%	1
THE UNIVERSITY OF VERMONT MEDICAL CENTER		1			1
ORMC-ARDEN/EOI			1	100%	1
ST.ELIZABETH HEALTH CENTER	1				1
MARION COUNTY HEALTH DEPARTMENT			1	100%	1
NORTH CAROLINA STATE LABORATORY OF PUBLIC HEALTH, SPECTRUM LAB NETWORK			1	100%	1
UNKNOWN - MI			1	100%	1
NORTH RIVER FAMILY HEALTH CENTER			1	100%	1
ORANGE COUNTY HEALTH DEPT			1	100%	1
THE CHILDREN'S HOSPITAL OF PHILADELPHIA		1			1
UW HOSPITAL AND CLINICS			1	100%	1
MEDICAL CENTER ENTERPRISE			1	100%	1
Walker BaptistMedCtr			1	100%	1
MEDONE URGENT CARE			1	100%	1
NEW YORK CITY DEPARTMENT OF HEALTH			1	100%	1
VELOCITY CARE			1	100%	1
MISSOURI DEPARTMENT OF HEALTH AND SENIOR SERVICES - STATE PH LAB		1			1
MHS LAB		1			1
MCH PHYSICIANS GROUP			1	100%	1
MOLECULAR PATHOLOGY LABORATORY			1	100%	1
ST. MARY MEDICAL CENTER		1			1
NEW YORK STATE ELR - MONTEFIORE MEDICAL CENTER LABORATORIES - WEILER			1	100%	1
Lourdes Hospital			1	100%	1
WEST KENDALL HOSPITAL			1	100%	1
VA OUT PATIENT CENTER			1	100%	1
WEST VIRGINIA UNIVERSITY HOSPITALS			1	100%	1
LABCORP-CRYSTAL RIVER			1	100%	1
UNC HOSPITAL/MCLENDON CLINICAL LABORATORIES			1	100%	1
NORTHSIDE HOSPITAL DULUTH			1	100%	1
SUNY UPSTATE MEDICAL UNIVERSITY			1	100%	1
ST. VINCENT HOSPITAL			1	100%	1
RIVERSIDE METHODIST HOSPITAL LAB			1	100%	1
TUFTS MEDICAL CENTER			1	100%	1

COVID-19: testing by laboratory

Data through Aug 12, 2020 verified as of Aug 13, 2020 at 09:25 AM

Data in this report are provisional and subject to change.

The numbers in the table below represent the number for whom test results were received by the Department of Health. A person can be tested by more than one laboratory and can have both positive and negative results. **Therefore, the sum of the numbers in each column will be larger than the total number of people tested.**

Reporting lab	Inconclusive	Negative	Positive	Percent positive	Total
SANTA ROSA MEDICAL CENTER CLINICAL LAB			1	100%	1
SPRING HILL REGIONAL HOSPITAL			1	100%	1
NORTHWESTERN MEMORIAL HOSPITAL			1	100%	1
WILLIAM A HINTON STATE LABORATORY INSTITUTE			1	100%	1
ONEIDA HEALTHCARE CENTER		1			1
SONIC REFERENCE LABORATORY			1	100%	1
SMITH KLINE			1	100%	1
MARCO ISLAND HOSPITAL INC D/B/A			1	100%	1
REFERENCE LABORATORY			1	100%	1
MAGNOLIA ADULT, LLC			1	100%	1
SENTARA NORFOLK GENERAL HOSPITAL CENTRAL LAB			1	100%	1
SANFORD REGIONAL HOSPITAL WORTHINGTON		1			1
MIAMI BEACH URGENT CARE			1	100%	1
NORTHWEST FLORIDA CLINICAL LAB			1	100%	1
NORTH SHORE HEMATOLOGY-ONCOLOGY ASSOCIATES, PC		1			1
PEACHEALTH LABORATORIES		1			1
PIEDMONT HOSPITAL LAB			1	100%	1
NAVAL BRANCH MEDICAL CLINIC			1	100%	1
SOUTHWEST FLORIDA DIVISION LAB			1	100%	1
VA GREATER LOS ANGELES HEALTH CARE SYSTEM			1	100%	1
UNIVERSITY LAB			1	100%	1
VA HOSPITAL			1	100%	1
WARD MEMORIAL HOSPITAL		1			1
WEST			1	100%	1
LABCORP-PORT ST.LUCIE		1			1
STANLY REGIONAL MEDICAL CENTER			1	100%	1
LATE HOURS URGENT CARE			1	100%	1
TAMPA		1			1
UAB			1	100%	1
TIMPANOGOS REGIONAL HOSPITAL			1	100%	1
BASCOM PALMER-MICRO LAB			1	100%	1
BAPTIST HEALTH MEDICAL CENTER			1	100%	1
BEAUFORT MEMORIAL			1	100%	1
CHARLOTTE CHD PORT CHARLOTTE		1			1
BEAUMONT HOSPITAL, GROSSE POINTE			1	100%	1
SUNRISE DIAGNOSTIC LABORATORY			1	100%	1
ADVANCED URGENT CARE OF MARATHON			1	100%	1
UNITED HEALTHCARE			1	100%	1
TRINITAS REGIONAL MEDICAL CENTER			1	100%	1
ATHENS LIMESTONE HOSPITAL		1			1
ADVENTHEALTH CENTRA CARE WESLEY CHAPEL			1	100%	1
CLIFTON-FINE HOSPITAL LABORATORY		1			1
RIVERVIEW REGIONAL MEDICAL CENTER		1			1
EAST TENNESSEE STATE UNIVERSITY		1			1
ELMHURST MEMORIAL HOSPITAL			1	100%	1
GENETRAIT LABORATORIES			1	100%	1
EXPRESS GENE MOLECULAR DIAGNOSTICS LABORATORY			1	100%	1

COVID-19: testing by laboratory

Data through Aug 12, 2020 verified as of Aug 13, 2020 at 09:25 AM

Data in this report are provisional and subject to change.

The numbers in the table below represent the number for whom test results were received by the Department of Health. A person can be tested by more than one laboratory and can have both positive and negative results. **Therefore, the sum of the numbers in each column will be larger than the total number of people tested.**

Reporting lab	Inconclusive	Negative	Positive	Percent positive	Total
SCIENCE CARE			1	100%	1
SMITH NORTHVIEW HOSPITAL LAB			1	100%	1
COMMONWEALTH OF MASSACHUSETTS			1	100%	1
DERMDX, DIV OF AURORA DIAGNOSTICS/BERNHARDT LAB		1			1
DOCTORS CLINICAL LABORATORY, INC			1	100%	1
SHANDS AT LAKE SHORE LAB			1	100%	1
LABCORP KANSAS CITY			1	100%	1
AMERICAN FAMILY PACE			1	100%	1
LABCORP - ORLANDO		1			1
BAPTIST PRIMARY CARE			1	100%	1
APS-SUMMIT CARE PHARMACY, LLC DBA OMNICARE		1			1
LAKEVIEW REGIONAL HOSPITAL			1	100%	1
MEDICAL CLINIC OF HOUSTON			1	100%	1
HEALTH NETWORK LABORATORIES		1			1
MD 365 MEDICAL CARE PLLC		1			1
LIBERTY HEALTH CENTER			1	100%	1
ACCESSLAB		1			1
BEAUMONT REFERENCE LABORATORY			1	100%	1
HELIX DIAGNOSTICS			1	100%	1
HAWAII DEPARTMENT OF HEALTH LAB			1	100%	1
UTMB PATHOLOGY CLINICAL SERVICES LABORATORY			1	100%	1
UNIVERSITY HOSPITALS OF CLEVELAND			1	100%	1
UNIVERSITY OF MISSOURI HEALTH CARE			1	100%	1
ECLRS			1	100%	1
CAROMONT HEALTH			1	100%	1
INTERMOUNTAIN CENTRAL LAB			1	100%	1
COASTAL MEDICAL LAB			1	100%	1
VIRACOR			1	100%	1
WELLNOW URGENT CARE		1			1
PROGENESIS INC			1	100%	1
KETTERING MEDICAL CENTER			1	100%	1
KENTUCKY CABINET FOR HEALTH AND FAMILY SERVICES			1	100%	1
LEESBURG FAMILY MEDICINE		1			1
KANA MEDICAL			1	100%	1
LABCORP HOUSTON			1	100%	1
LOYOLA UNIVERSITY MEDICAL CENTER LABORATORY			1	100%	1
HANCOCK REGIONAL HOSPITAL		1			1
GSM OCED Subsection			1	100%	1
HEALTHQUEST LABORATORIES			1	100%	1
JEFFERSON COUNTY HEALTH DEPARTMENT-MONTICELLO		1			1
MEDICAL ARTS LABORATORY			1	100%	1
JRS LABORATORY			1	100%	1
MID FLORIDA CLINICAL LABORATORY			1	100%	1
VA OUTPATIENT CLINIC			1	100%	1
MINUTECLINIC DIAGNOSTIC OF TEXAS		1			1
UNIVERSITY OF KANSAS MEDICAL CENTER			1	100%	1
UNK			1	100%	1

COVID-19: testing by laboratory

Data through Aug 12, 2020 verified as of Aug 13, 2020 at 09:25 AM

Data in this report are provisional and subject to change.

The numbers in the table below represent the number for whom test results were received by the Department of Health. A person can be tested by more than one laboratory and can have both positive and negative results. **Therefore, the sum of the numbers in each column will be larger than the total number of people tested.**

Reporting lab	Inconclusive	Negative	Positive	Percent positive	Total
VALLEY HOSPITAL MEDICAL CENTER		1			1
VITAE DIAGNOSTICS			1	100%	1
WILMINGTON VA MEDICAL CENTER			1	100%	1
Viracor Eurofins			1	100%	1
MAGNOLIA PEDIATRICS			1	100%	1
VIDANT MEDICAL CENTER			1	100%	1
ADVANCED MEDICAL LABORATORIES (AML)			1	100%	1
ACL LABORATORIES INDUSTRIAL TOXICOLOGY			1	100%	1
ALABAMA REFERENCE LAB			1	100%	1
BIODORON LABORATORIES			1	100%	1
BAYONET POINT HOSPITAL LAB			1	100%	1
PARROTT MEDICAL CLINIC			1	100%	1
HEALTH ALLIANCE			1	100%	1
GRAND VIEW HOSPITAL			1	100%	1
POINT WASHINGTON MEDICAL CLINIC			1	100%	1
INTERMOUNTAIN MEDICAL CENTER			1	100%	1
INDIAN RIVER CLINICAL LABORATORY, INC.		1			1
BRISTOL REGINAL MEDICAL CENTER			1	100%	1
MPG JACKSONVILLE ATLANTIC BLVD		1			1
Mt Sinai Aventura			1	100%	1
MONTANA DEPARTMENT OF PUBLIC HEALTH & HUMAN SERVICES			1	100%	1
GEORGE SAFRAN MD PC		1			1
MINUTECLINIC DIAGNOSTIC OF TEXAS, LLC		1			1
ETHOS LABORATORIES		1			1
CHATSWORTH ASSISTED LIVING COMMUNITY AT PGA NATIONAL			1	100%	1
CELAL GUROL ERBAY, MD			1	100%	1
DALLAS MEDICAL CENTER			1	100%	1
DOCTOR’S IN-HOUSE LAB/COMMUNITY HEALTH CENTERS OF PINELLAS – JOHNNIE R			1	100%	1
DOCTOR'S WALK-IN CLINIC / QUEST DIAGNOSTICS			1	100%	1
Total	28,638	4,758,626	710,087	13%	5,497,351