

# COVID-19: summary of persons being monitored, persons tested, and cases

Data through Aug 7, 2020 verified as of Aug 8, 2020 at 09:25 AM  
Data in this report are provisional and subject to change.

Monitored persons: people the Florida Department of Health was notified of for possible monitoring because they are a contact of a case, traveled from China, or were identified by the Centers for Disease Control and Prevention (CDC) as a part of a airline/ship contact investigation	
Total reports	160,624
Total persons of high, medium, or unknown risk	156,951
High/medium/unknown risk still being monitored	14,334

Persons tested: includes PCR and antigen test results received by the Department of Health from the state public health laboratory (BPHL), as well as commercial and hospital laboratories	
Total tested	3,952,028
Positive	526,577
Negative	3,419,295
Inconclusive	6,156
Awaiting testing	3,350

Cases: people with positive PCR or antigen test result	
Total cases	526,577
Florida residents	520,846
Non-Florida residents	5,731
Type of testing	
Florida residents	520,846
Positive by BPHL/CDC	17,875
Positive by commercial/hospital lab	502,971
Non-Florida residents	5,731
Positive by BPHL/CDC	211
Positive by commercial/hospital lab	5,520
Characteristics	
Florida residents hospitalized	30,251
Florida resident deaths	8,109
Change in deaths since previous report	+182
Non-Florida resident deaths	129
Hospitalized counts include anyone who was hospitalized at some point during their illness. It does not reflect the number of people currently hospitalized.	
More information on deaths identified through death certificate data is available on the National Center for Health Statistics website at <a href="http://www.cdc.gov/nchs/nvss/vsrr/COVID19/index.htm">www.cdc.gov/nchs/nvss/vsrr/COVID19/index.htm</a> .	
Risk factors for Florida residents	
Traveled	3,976
Contact with a known case	152,252
Traveled and contact with a known case	4,049
Neither	360,569
No travel and no contact	55,668
Travel is unknown	242,257
Contact is unknown	101,576
Contact is pending	191,568
Travel can be unknown and contact can be unknown or pending for the same case, these numbers will sum to more than the "neither" total.	

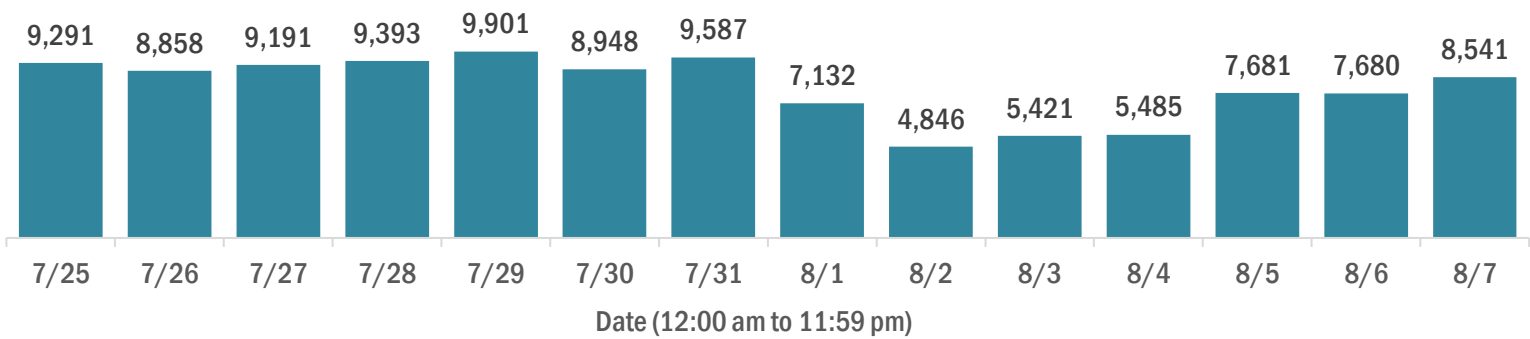
# COVID-19: cases and laboratory testing over time

Data through Aug 7, 2020 verified as of Aug 8, 2020 at 09:25 AM

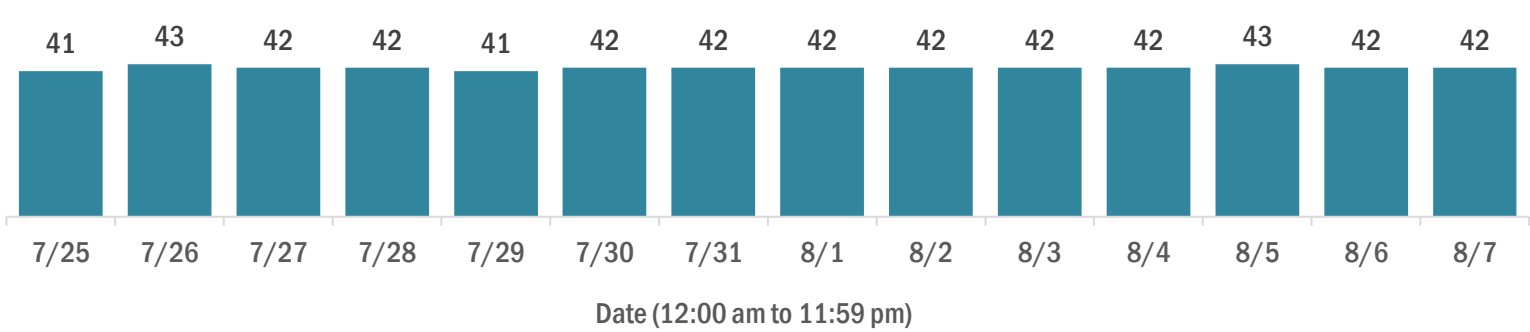
Data in this report are provisional and subject to change.

## Cases in Florida residents per day for the past 2 weeks

### Number of cases per day



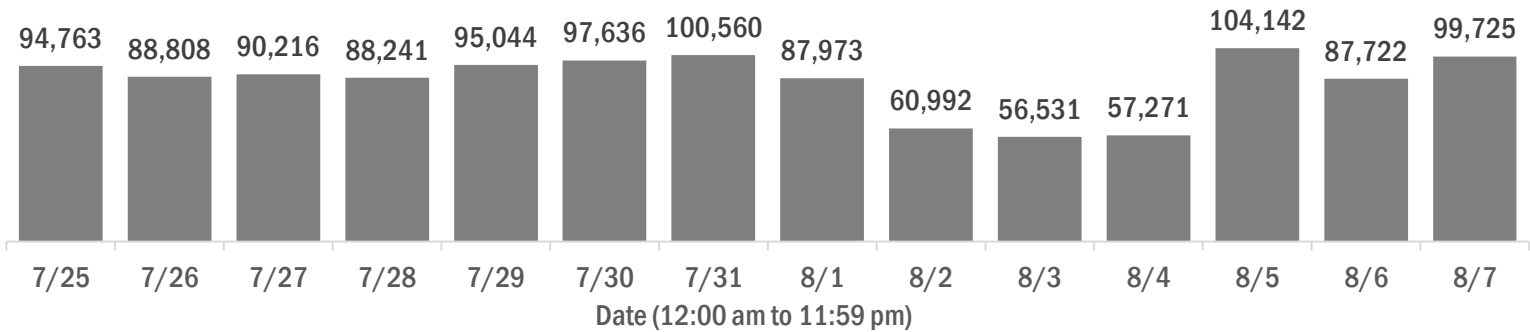
### Median age of cases by day



## Laboratory testing for Florida residents and non-Florida residents over the past 2 weeks

### Number of people tested per day

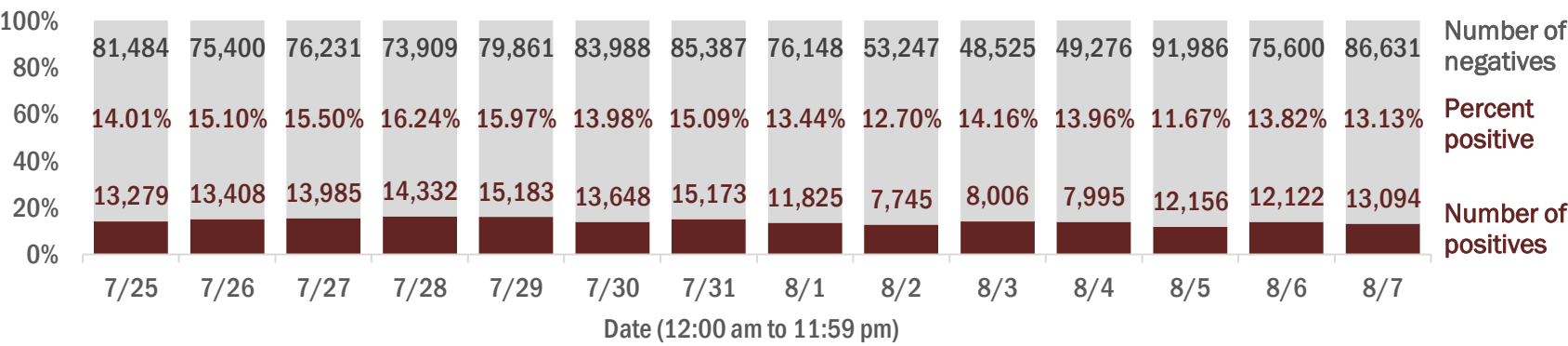
These counts include the number of people for whom the department received PCR or antigen laboratory results by day. People tested on multiple days will be included for each day a new result was received. A person is only counted once for each day they are tested, regardless of whether multiple specimens are tested or multiple results are received.



### Number and percent of positive labs

The percent of positive results ranged from 11.67% to 16.24% over the past 2 weeks and was 13.13% yesterday.

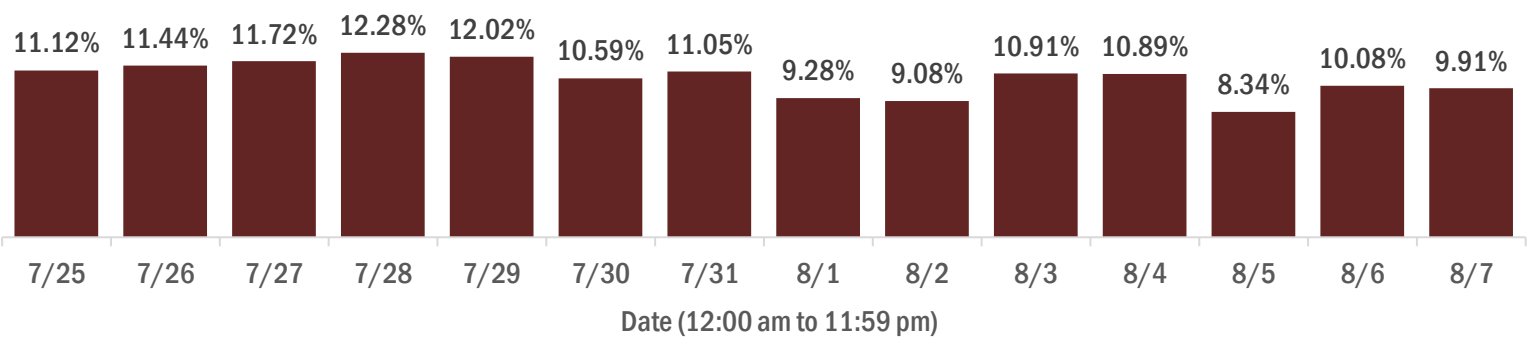
These counts include the number of people for whom the department received PCR or antigen laboratory results by day. People tested on multiple days will be included for each day a new result was received. A person is only counted once for each day they are tested, regardless of whether multiple specimens are tested or multiple results are received. If a person has a positive specimen and a negative specimen in the same day, only the positive result is counted.



### Percent positivity for new cases

The percent of positive results ranged from 8.34% to 12.28% over the past 2 weeks and was 9.91% yesterday.

This percent is the number of people who test PCR- or antigen-positive for the first time divided by all the people tested that day, excluding people who have previously tested positive.



# COVID-19: characteristics of 520,846 Florida resident cases

Data through Aug 7, 2020 verified as of Aug 8, 2020 at 09:25 AM

Data in this report are provisional and subject to change.

Age group	Cases		Hospitalizations		Deaths	
0-4 years	8,770	2%	185	1%	0	0%
5-14 years	20,498	4%	152	1%	3	0%
15-24 years	78,790	15%	758	3%	20	0%
25-34 years	100,500	19%	1,812	6%	55	1%
35-44 years	85,994	17%	2,694	9%	171	2%
45-54 years	83,451	16%	3,948	13%	349	4%
55-64 years	67,469	13%	5,356	18%	841	10%
65-74 years	38,917	7%	5,878	19%	1,647	20%
75-84 years	22,263	4%	5,424	18%	2,332	29%
85+ years	12,932	2%	4,042	13%	2,691	33%
Unknown	1,262	0%	2	0%	0	0%
Total	520,846		30,251		8,109	

Gender	Cases	
Female	266,280	51%
Male	250,685	48%
Unknown	3,881	1%
Total	520,846	

Ethnicity	Cases		Hospitalizations		Deaths	
Hispanic	138,586	27%	9,452	31%	2,026	25%
Non-Hispanic	180,516	35%	18,761	62%	5,242	65%
Unknown	201,744	39%	2,038	7%	841	10%
Total	520,846		30,251		8,109	

Race and ethnicity	Cases		Hospitalizations		Deaths	
White	204,709	39%	18,069	60%	5,394	67%
Hispanic	90,690	17%	6,762	22%	1,581	19%
Non-Hispanic	95,181	18%	10,568	35%	3,462	43%
Unknown	18,838	4%	739	2%	351	4%
Black	78,577	15%	7,430	25%	1,619	20%
Hispanic	3,590	1%	323	1%	54	1%
Non-Hispanic	65,402	13%	6,866	23%	1,488	18%
Unknown	9,585	2%	241	1%	77	1%
Other race	59,115	11%	3,570	12%	668	8%
Hispanic	29,408	6%	2,121	7%	328	4%
Non-Hispanic	16,538	3%	1,227	4%	256	3%
Unknown	13,169	3%	222	1%	84	1%
Unknown race	178,445	34%	1,182	4%	428	5%
Hispanic	14,898	3%	246	1%	63	1%
Non-Hispanic	3,395	1%	100	0%	36	0%
Unknown	160,152	31%	836	3%	329	4%
Total	520,846		30,251		8,109	

**Hospitalization** counts include anyone who was hospitalized at some point during their illness. It does not reflect the number of people currently hospitalized. **Other race** includes any person with a race of American Indian/Alaskan native, Asian, native Hawaiian/Pacific Islander, or other.

# COVID-19: deaths in Florida residents and staff of long-term care facilities

Data through Aug 7, 2020 verified as of Aug 8, 2020 at 09:25 AM

Data in this report are provisional and subject to change.

For current cases in residents or staff of long-term care facilities, please visit: <https://floridahealthcovid19.gov/>

County	Deaths		County	Deaths		County	Deaths	
Dade	628	<div><div></div></div> 18%	Marion	30	<div><div></div></div> 1%	Jefferson	4	<div><div></div></div> 0%
Palm Beach	377	<div><div></div></div> 11%	Suwannee	29	<div><div></div></div> 1%	Madison	4	<div><div></div></div> 0%
Pinellas	340	<div><div></div></div> 10%	Osceola	28	<div><div></div></div> 1%	Okeechobee	4	<div><div></div></div> 0%
Broward	235	<div><div></div></div> 7%	Indian River	27	<div><div></div></div> 1%	Baker	3	<div><div></div></div> 0%
Hillsborough	188	<div><div></div></div> 5%	Hernando	25	<div><div></div></div> 1%	Bradford	2	<div><div></div></div> 0%
Lee	184	<div><div></div></div> 5%	Okaloosa	22	<div><div></div></div> 1%	Gilchrist	2	<div><div></div></div> 0%
Polk	165	<div><div></div></div> 5%	Hendry	19	<div><div></div></div> 1%	Hardee	2	<div><div></div></div> 0%
Manatee	104	<div><div></div></div> 3%	Lake	15	<div><div></div></div> 0%	Nassau	2	<div><div></div></div> 0%
Duval	84	<div><div></div></div> 2%	Washington	12	<div><div></div></div> 0%	Desoto	1	<div><div></div></div> 0%
Sarasota	83	<div><div></div></div> 2%	Alachua	11	<div><div></div></div> 0%	Flagler	1	<div><div></div></div> 0%
Brevard	81	<div><div></div></div> 2%	Putnam	11	<div><div></div></div> 0%	Holmes	1	<div><div></div></div> 0%
Seminole	80	<div><div></div></div> 2%	Walton	11	<div><div></div></div> 0%	Levy	1	<div><div></div></div> 0%
St. Lucie	80	<div><div></div></div> 2%	Bay	10	<div><div></div></div> 0%	Monroe	1	<div><div></div></div> 0%
Volusia	74	<div><div></div></div> 2%	Leon	10	<div><div></div></div> 0%	Taylor	1	<div><div></div></div> 0%
Escambia	66	<div><div></div></div> 2%	St. Johns	10	<div><div></div></div> 0%	Total	3,462	
Pasco	64	<div><div></div></div> 2%	Citrus	9	<div><div></div></div> 0%			
Collier	57	<div><div></div></div> 2%	Sumter	9	<div><div></div></div> 0%			
Martin	56	<div><div></div></div> 2%	Gadsden	8	<div><div></div></div> 0%			
Charlotte	53	<div><div></div></div> 2%	Santa Rosa	7	<div><div></div></div> 0%			
Orange	52	<div><div></div></div> 2%	Calhoun	6	<div><div></div></div> 0%			
Jackson	32	<div><div></div></div> 1%	Columbia	5	<div><div></div></div> 0%			
Clay	31	<div><div></div></div> 1%	Highlands	5	<div><div></div></div> 0%			

**Note:** cases are summarized by the county of usual residence. Residents and staff may be cases associated with facilities that are not in their county of usual residence, resulting in cases being included below for counties that do not have facilities with known cases.

# COVID-19: characteristics of 526,577 cases

Data through Aug 7, 2020 verified as of Aug 8, 2020 at 09:25 AM

Data in this report are provisional and subject to change.

Tables below include cases in Florida residents and non-Florida residents.

All 67 Florida counties have cases:

County	FL resident cases		Non-FL resident cases	Total cases	FL resident deaths	FL death rate
Dade	130,311	<div></div> 25%	906	131,217	1,838	1.4%
Broward	61,091	<div></div> 12%	523	61,614	789	1.3%
Palm Beach	36,213	<div></div> 7%	387	36,600	929	2.6%
Hillsborough	32,134	<div></div> 6%	134	32,268	388	1.2%
Orange	30,999	<div></div> 6%	396	31,395	297	1.0%
Duval	22,927	<div></div> 4%	239	23,166	188	0.8%
Pinellas	17,602	<div></div> 3%	123	17,725	497	2.8%
Lee	16,146	<div></div> 3%	285	16,431	334	2.1%
Polk	14,079	<div></div> 3%	45	14,124	312	2.2%
Collier	10,124	<div></div> 2%	141	10,265	133	1.3%
Osceola	9,484	<div></div> 2%	84	9,568	104	1.1%
Escambia	8,407	<div></div> 2%	890	9,297	120	1.4%
Manatee	9,104	<div></div> 2%	95	9,199	191	2.1%
Volusia	7,724	<div></div> 1%	55	7,779	131	1.7%
Seminole	7,022	<div></div> 1%	26	7,048	118	1.7%
Pasco	6,945	<div></div> 1%	37	6,982	127	1.8%
Marion	6,247	<div></div> 1%	13	6,260	89	1.4%
Sarasota	6,111	<div></div> 1%	53	6,164	138	2.3%
Brevard	5,942	<div></div> 1%	21	5,963	142	2.4%
St. Lucie	5,672	<div></div> 1%	23	5,695	163	2.9%
Lake	5,043	<div></div> 1%	30	5,073	67	1.3%
Leon	4,816	<div></div> 1%	106	4,922	24	0.5%
Bay	4,320	<div></div> 1%	68	4,388	51	1.2%
Alachua	4,035	<div></div> 1%	53	4,088	26	0.6%
Santa Rosa	3,828	<div></div> 1%	29	3,857	37	1.0%
Martin	3,777	<div></div> 1%	25	3,802	92	2.4%
St. Johns	3,554	<div></div> 1%	39	3,593	34	1.0%
Okaloosa	3,418	<div></div> 1%	30	3,448	41	1.2%
Clay	3,237	<div></div> 1%	8	3,245	51	1.6%
Columbia	2,825	<div></div> 1%	10	2,835	15	0.5%
Indian River	2,473	<div></div> 0%	15	2,488	55	2.2%
Charlotte	2,207	<div></div> 0%	7	2,214	91	4.1%
Hernando	1,961	<div></div> 0%	14	1,975	47	2.4%
Gadsden	1,858	<div></div> 0%	8	1,866	21	1.1%
Jackson	1,802	<div></div> 0%	15	1,817	37	2.1%

County	FL resident cases		Non-FL resident cases	Total cases	FL resident deaths	FL death rate
Hendry	1,750	0%	0	1,750	38	2.2%
Citrus	1,511	0%	3	1,514	36	2.4%
Monroe	1,488	0%	26	1,514	13	0.9%
Putnam	1,480	0%	1	1,481	26	1.8%
Suwannee	1,387	0%	17	1,404	43	3.1%
Highlands	1,393	0%	3	1,396	37	2.7%
Walton	1,267	0%	116	1,383	15	1.2%
Desoto	1,336	0%	3	1,339	16	1.2%
Sumter	1,276	0%	8	1,284	41	3.2%
Nassau	1,152	0%	67	1,219	11	1.0%
Flagler	1,042	0%	10	1,052	13	1.2%
Okeechobee	1,023	0%	4	1,027	10	1.0%
Hardee	943	0%	7	950	7	0.7%
Taylor	944	0%	3	947	4	0.4%
Washington	829	0%	10	839	14	1.7%
Baker	827	0%	0	827	4	0.5%
Madison	688	0%	12	700	8	1.2%
Wakulla	674	0%	6	680	4	0.6%
Unknown	213	0%	465	678	0	0.0%
Levy	669	0%	4	673	4	0.6%
Hamilton	612	0%	5	617	4	0.7%
Gulf	590	0%	9	599	2	0.3%
Holmes	483	0%	11	494	2	0.4%
Dixie	475	0%	0	475	4	0.8%
Bradford	469	0%	0	469	4	0.9%
Calhoun	462	0%	0	462	7	1.5%
Jefferson	443	0%	5	448	5	1.1%
Glades	401	0%	0	401	3	0.7%
Liberty	400	0%	0	400	6	1.5%
Franklin	396	0%	2	398	2	0.5%
Gilchrist	355	0%	0	355	3	0.8%
Union	297	0%	0	297	5	1.7%
Lafayette	133	0%	1	134	1	0.8%
Total	520,846		5,731	526,577	8,109	1.6%

# COVID-19: characteristics of 520,846 Florida resident cases

Data through Aug 7, 2020 verified as of Aug 8, 2020 at 09:25 AM

Data in this report are provisional and subject to change.

The table below includes the cities and counties of residence for cases in Florida residents based on the patient's ZIP Code.

Note that city is not always received as part of the initial notification and may be missing while the case is being investigated.

City and county	Cases
Miami, Dade	79,587
Orlando, Orange	23,652
Jacksonville, Duval	21,372
Tampa, Hillsborough	19,507
Hialeah, Dade	19,228
Fort Lauderdale, Broward	13,667
Hollywood, Broward	11,942
West Palm Beach, Palm Beach	9,119
Homestead, Dade	8,664
Kissimmee, Osceola	7,692
Saint Petersburg, Pinellas	7,324
Naples, Collier	7,324
Pompano Beach, Broward	7,239
Pensacola, Escambia	6,910
Fort Myers, Lee	6,665
Bradenton, Manatee	6,265
Lake Worth, Palm Beach	5,045
Boca Raton, Palm Beach	4,942
Ocala, Marion	4,941
Tallahassee, Leon	4,701
Sarasota, Sarasota	4,543
Lakeland, Polk	4,362
Miramar, Broward	3,885
Cape Coral, Lee	3,759
Clearwater, Pinellas	3,490
Miami Beach, Dade	3,416
Port Saint Lucie, St. Lucie	3,365
Miami Gardens, Dade	3,363
Lehigh Acres, Lee	3,287
Gainesville, Alachua	3,284
Boynton Beach, Palm Beach	3,223
Panama City, Bay	2,825
Winter Haven, Polk	2,814
Lake City, Columbia	2,706
Coral Springs, Broward	2,663
Delray Beach, Palm Beach	2,481
Opa Locka, Dade	2,298
Davie, Broward	2,169
Milton, Santa Rosa	2,147
Immokalee, Collier	2,132
Doral, Dade	2,131
Sunrise, Broward	2,118
Brandon, Hillsborough	2,116
Fort Pierce, St. Lucie	2,056
Riverview, Hillsborough	2,019
Plant City, Hillsborough	1,977
Apopka, Orange	1,971
Saint Augustine, St. Johns	1,854
Missing, Broward	1,853
Stuart, Martin	1,837
North Miami Beach, Dade	1,836
Largo, Pinellas	1,805
Melbourne, Brevard	1,790
Deerfield Beach, Broward	1,738
Vero Beach, Indian River	1,729
Tamarac, Broward	1,705
Daytona Beach, Volusia	1,686
Sanford, Seminole	1,682
Plantation, Broward	1,668

# COVID-19: characteristics of 520,846 Florida resident cases

Data through Aug 7, 2020 verified as of Aug 8, 2020 at 09:25 AM

Data in this report are provisional and subject to change.

The table below includes the cities and counties of residence for cases in Florida residents based on the patient's ZIP Code.

Note that city is not always received as part of the initial notification and may be missing while the case is being investigated.

City and county	Cases
Jupiter, Palm Beach	1,663
New Port Richey, Pasco	1,592
Orange Park, Clay	1,548
Saint Cloud, Osceola	1,519
Deltona, Volusia	1,456
Lake Worth Beach, Palm Beach	1,426
Margate, Broward	1,362
Palmetto, Manatee	1,353
Clermont, Lake	1,322
Weston, Broward	1,258
Fort Walton Beach, Okaloosa	1,249
Deland, Volusia	1,244
Palm Bay, Brevard	1,244
North Lauderdale, Broward	1,223
Palm Beach Gardens, Palm Beach	1,194
Coconut Creek, Broward	1,181
Altamonte Springs, Seminole	1,173
Arcadia, Desoto	1,172
Winter Garden, Orange	1,171
Hallandale, Broward	1,167
Haines City, Polk	1,155
Winter Park, Orange	1,151
Live Oak, Suwannee	1,146
Davenport, Polk	1,126
Miami Lakes, Dade	1,102
Port Charlotte, Charlotte	1,100
Oviedo, Seminole	1,088
Ocoee, Orange	1,080
Spring Hill, Hernando	1,079
Bonita Springs, Lee	1,070
Coral Gables, Dade	1,064
Royal Palm Beach, Palm Beach	1,048
North Miami, Dade	1,024
Palm Harbor, Pinellas	990
Quincy, Gadsden	980
Land O Lakes, Pasco	979
Oakland Park, Broward	976
Okeechobee, Okeechobee	969
Wellington, Palm Beach	964
Wesley Chapel, Pasco	954
Pinellas Park, Pinellas	919
Indiantown, Martin	916
Ruskin, Hillsborough	902
Clewiston, Hendry	901
Perry, Taylor	871
Lutz, Hillsborough	866
Punta Gorda, Charlotte	862
Valrico, Hillsborough	861
Longwood, Seminole	852
Pembroke Pines, Broward	842
Florida City, Dade	840
Seminole, Pinellas	831
Missing, Dade	830
Belle Glade, Palm Beach	822
Missing, Palm Beach	799
Palm Coast, Flagler	768
Leesburg, Lake	762
Wimauma, Hillsborough	761
Palatka, Putnam	737

# COVID-19: characteristics of 520,846 Florida resident cases

Data through Aug 7, 2020 verified as of Aug 8, 2020 at 09:25 AM

Data in this report are provisional and subject to change.

The table below includes the cities and counties of residence for cases in Florida residents based on the patient's ZIP Code.

Note that city is not always received as part of the initial notification and may be missing while the case is being investigated.

City and county	Cases
Windermere, Orange	722
Casselberry, Seminole	720
Bartow, Polk	710
Key West, Monroe	705
Jacksonville Beach, Duval	703
Crestview, Okaloosa	694
Middleburg, Clay	690
Graceville, Jackson	688
Lynn Haven, Bay	676
North Port, Sarasota	675
Ormond Beach, Volusia	670
Chipley, Washington	662
Brooksville, Hernando	658
Cantonment, Escambia	652
Kissimmee, Polk	643
Aventura, Dade	637
Auburndale, Polk	625
Cocoa, Brevard	623
Lake Mary, Seminole	621
Tavares, Lake	607
Sebring, Highlands	604
Zephyrhills, Pasco	602
Century, Escambia	596
Hudson, Pasco	588
North Fort Myers, Lee	588
Dade City, Pasco	585
Labelle, Hendry	577
Port Richey, Pasco	574
Crawfordville, Wakulla	572
Gulf Breeze, Santa Rosa	568
Loxahatchee, Palm Beach	566
Panama City Beach, Bay	554
Winter Springs, Seminole	542
Tarpon Springs, Pinellas	529
Port Orange, Volusia	527
Lake Wales, Polk	527
Riviera Beach, Palm Beach	519
Maitland, Orange	514
Mulberry, Polk	508
Seffner, Hillsborough	508
Venice, Sarasota	500
Marianna, Jackson	490
Orange City, Volusia	485
Cooper City, Broward	484
Saint Johns, St. Johns	482
Sarasota, Manatee	481
Destin, Okaloosa	478
Ponte Vedra Beach, St. Johns	472
Holiday, Pasco	470
Navarre, Santa Rosa	464
South Bay, Palm Beach	455
Fernandina Beach, Nassau	452
Avon Park, Highlands	444
Missing, Collier	441
Carol City, Dade	441
Santa Rosa Beach, Walton	440
Sanderson, Baker	434
Defuniak Springs, Walton	433
Dunedin, Pinellas	433

# COVID-19: characteristics of 520,846 Florida resident cases

Data through Aug 7, 2020 verified as of Aug 8, 2020 at 09:25 AM

Data in this report are provisional and subject to change.

The table below includes the cities and counties of residence for cases in Florida residents based on the patient's ZIP Code.

Note that city is not always received as part of the initial notification and may be missing while the case is being investigated.

City and county	Cases
Wauchula, Hardee	432
Merritt Island, Brevard	426
Dania, Broward	424
Eustis, Lake	424
The Villages, Sumter	424
Green Cove Springs, Clay	421
Jasper, Hamilton	413
Pahokee, Palm Beach	409
Titusville, Brevard	406
Fleming Island, Clay	406
Parrish, Manatee	405
Dover, Hillsborough	403
Madison, Madison	403
Monticello, Jefferson	397
Gibsonton, Hillsborough	397
South Miami, Dade	390
Palm City, Martin	388
Lantana, Palm Beach	383
Rockledge, Brevard	382
New Smyrna Beach, Volusia	374
Starke, Bradford	374
Moore Haven, Glades	373
Pinecrest, Dade	373
Odessa, Hillsborough	371
Inverness, Citrus	369
Bonifay, Holmes	368
Fellsmere, Indian River	367
Groveland, Lake	366
Esteros, Lee	364
Havana, Gadsden	363
Niceville, Okaloosa	362
Missing, Hillsborough	360
Parkland, Broward	354
Key Biscayne, Dade	353
Missing, Duval	350
Mount Dora, Lake	336
Bristol, Liberty	330
Lauderdale Lakes, Broward	324
Crescent City, Putnam	323
Atlantic Beach, Duval	319
DeBary, Volusia	318
Wewahatchka, Gulf	318
Blountstown, Calhoun	314
Polk City, Polk	314
Lauderhill, Broward	310
Oldsmar, Pinellas	307
Carrabelle, Franklin	302
Hobe Sound, Martin	288
Missing, Orange	286
Pace, Santa Rosa	285
Lithia, Hillsborough	285
Palm Springs, Palm Beach	282
North Palm Beach, Palm Beach	280
Apollo Beach, Hillsborough	276
Sun City Center, Hillsborough	272
Cross City, Dixie	271
Missing, Pasco	267
Frostproof, Polk	264
Summerfield, Marion	260

# COVID-19: characteristics of 520,846 Florida resident cases

Data through Aug 7, 2020 verified as of Aug 8, 2020 at 09:25 AM

Data in this report are provisional and subject to change.

The table below includes the cities and counties of residence for cases in Florida residents based on the patient's ZIP Code.

Note that city is not always received as part of the initial notification and may be missing while the case is being investigated.

City and county	Cases
Wilton Manors, Broward	257
Missing, Santa Rosa	253
Yulee, Nassau	251
Macclenny, Baker	249
Sebastian, Indian River	245
Alachua, Alachua	245
Missing, St. Lucie	237
South Miami Heights, Dade	236
Missing, Hendry	235
Ellenton, Manatee	235
Bushnell, Sumter	231
Fort Meade, Polk	230
Missing, St. Johns	229
Ponte Vedra, St. Johns	228
Missing, Polk	227
Safety Harbor, Pinellas	223
Bowling Green, Hardee	222
Bellevue, Marion	220
Sneads, Jackson	219
Williston, Levy	217
Trenton, Gilchrist	215
Crystal River, Citrus	215
Chattahoochee, Gadsden	214
Wildwood, Sumter	207
El Portal, Dade	203
Lake Butler, Union	202
Palmetto Bay, Dade	202
Lake Placid, Highlands	201
Key Largo, Monroe	200
Homosassa, Citrus	196
Chiefland, Levy	194
Port Saint Joe, Gulf	194
Crossings, Dade	192
Jensen Beach, Martin	191
Mary Esther, Okaloosa	189
Callahan, Nassau	188
Everglades National Park, Dade	188
Dunnellon, Marion	187
Lady Lake, Lake	186
Missing, Citrus	179
Shalimar, Okaloosa	177
Missing, Hardee	177
Cutler Ridge, Dade	177
Newberry, Alachua	176
Missing, Marion	176
Mascotte, Lake	175
Old Town, Dixie	174
Edgewater, Volusia	174
Biscayne Park, Dade	173
Missing, Volusia	169
Missing, Madison	167
Jacksonville, St. Johns	164
Marathon, Monroe	164
Thonotosassa, Hillsborough	160
Missing, Osceola	160
Coconut Grove, Dade	159
Freeport, Walton	159
Lake Alfred, Polk	156
Southwest Ranches, Broward	153

# COVID-19: characteristics of 520,846 Florida resident cases

Data through Aug 7, 2020 verified as of Aug 8, 2020 at 09:25 AM

Data in this report are provisional and subject to change.

The table below includes the cities and counties of residence for cases in Florida residents based on the patient's ZIP Code. Note that city is not always received as part of the initial notification and may be missing while the case is being investigated.

City and county	Cases
Lecanto, Citrus	151
Missing, Brevard	150
Kendall, Dade	143
Minneola, Lake	143
Pierson, Volusia	141
Missing, Hernando	141
Satellite Beach, Brevard	140
Missing, Desoto	139
Neptune Beach, Duval	136
Myakka City, Manatee	135
Cocoa Beach, Brevard	134
Nokomis, Sarasota	133
Citra, Marion	132
Sorrento, Lake	131
Spring Hill, Pasco	130
Missing, Highlands	130
Marco Island, Collier	130
Bronson, Levy	129
Jennings, Hamilton	128
Medley, Dade	127
Clearwater Beach, Pinellas	127
Midway, Gadsden	126
Hilliard, Nassau	124
Missing, Martin	124
Missing, Seminole	124
West Melbourne, Brevard	123
Beverly Hills, Citrus	122
Missing, Indian River	121
Englewood, Charlotte	120
Lake Park, Palm Beach	120
Coral, Dade	120
Uleta, Dade	120
Gulfport, Pinellas	119
Holly Hill, Volusia	119
Mayo, Lafayette	118
Tavernier, Monroe	118
Missing, Monroe	117
De Leon Springs, Volusia	114
Missing, Pinellas	111
Miramar Beach, Walton	109
Bunnell, Flagler	108
Missing, Unknown	108
Missing, Lee	107
Kenneth City, Pinellas	107
Fort White, Columbia	106
Missing, Nassau	103
Bell, Gilchrist	102
Molino, Escambia	102
Alva, Lee	99
Palm Beach, Palm Beach	98
Indialantic, Brevard	98
Zolfo Springs, Hardee	98
Fruitland Park, Lake	98
Jay, Santa Rosa	97
High Springs, Alachua	95
Englewood, Sarasota	94
Umatilla, Lake	94
Hernando, Citrus	92
Gretna, Gadsden	90

# COVID-19: characteristics of 520,846 Florida resident cases

Data through Aug 7, 2020 verified as of Aug 8, 2020 at 09:25 AM

Data in this report are provisional and subject to change.

The table below includes the cities and counties of residence for cases in Florida residents based on the patient's ZIP Code.

Note that city is not always received as part of the initial notification and may be missing while the case is being investigated.

City and county	Cases
Cottondale, Jackson	89
Tequesta, Palm Beach	87
Flagler Beach, Flagler	87
Trinity, Pasco	86
Missing, Clay	86
Dunnellon, Citrus	86
East Palatka, Putnam	85
Missing, Okaloosa	85
Glen Saint Mary, Baker	84
Golden Beach, Dade	83
Missing, Sarasota	83
Sweetwater, Dade	82
Oxford, Sumter	81
Montverde, Lake	80
Missing, Jackson	79
Gotha, Orange	79
South Daytona, Volusia	79
Missing, Gulf	77
Keystone Heights, Clay	77
Chuluota, Seminole	77
Eagle Lake, Polk	76
Greenwood, Jackson	76
Missing, Flagler	76
Cape Canaveral, Brevard	75
Missing, Leon	75
Reddick, Marion	75
Youngstown, Bay	74
Rotunda West, Charlotte	74
Silver Springs, Marion	74
Weeki Wachee, Hernando	72
Archer, Alachua	72
Geneva, Seminole	71
Missing, Lake	71
Coleman, Sumter	69
Osprey, Sarasota	69
Baker, Okaloosa	69
White Springs, Hamilton	68
Mims, Brevard	68
Hawthorne, Alachua	68
Hastings, St. Johns	67
Altha, Calhoun	67
Vernon, Washington	67
Lake Panasoffkee, Sumter	66
Avon Park, Polk	66
Dundee, Polk	66
Branford, Suwannee	65
Interlachen, Putnam	65
Fort Myers Beach, Lee	65
West Miami, Dade	64
Zellwood, Orange	63
Southport, Bay	63
Webster, Sumter	63
Missing, Levy	62
Ocklawaha, Marion	62
Ave Maria, Collier	61
Pomona Park, Putnam	61
Missing, Washington	61
O Brien, Suwannee	60
Melbourne Beach, Brevard	60

# COVID-19: characteristics of 520,846 Florida resident cases

Data through Aug 7, 2020 verified as of Aug 8, 2020 at 09:25 AM

Data in this report are provisional and subject to change.

The table below includes the cities and counties of residence for cases in Florida residents based on the patient's ZIP Code.

Note that city is not always received as part of the initial notification and may be missing while the case is being investigated.

City and county	Cases
Missing, Manatee	59
Missing, Escambia	59
Oakland, Orange	59
Missing, Baker	59
Greenville, Madison	58
Missing, Wakulla	57
Satsuma, Putnam	57
Apalachicola, Franklin	57
Raiford, Union	56
Missing, Gadsden	56
Belle Isle, Orange	55
Indian Rocks Beach, Pinellas	54
Islamorada, Monroe	54
South Pasadena, Pinellas	54
Floral City, Citrus	51
Missing, Calhoun	51
Missing, Okeechobee	51
Grand Island, Lake	50
Bal Harbour, Dade	50
Fisher Island, Dade	49
Surfside, Dade	49
San Antonio, Pasco	49
Seville, Volusia	48
Lakewood Ranch, Manatee	48
Missing, Walton	47
Viera, Brevard	47
Indian Harbour Beach, Brevard	46
Grand Ridge, Jackson	46
Fountain, Bay	45
Missing, Sumter	45
Mcdavid, Escambia	45
Lawtey, Bradford	45
Lee, Madison	45
Greenacres, Palm Beach	45
Poinciana, Polk	42
Missing, Holmes	41
Mcalpin, Suwannee	40
Malone, Jackson	40
Alford, Jackson	40
Elkton, St. Johns	39
Lake Hamilton, Polk	39
Stock Island, Monroe	39
Sanibel, Lee	39
Citrus Springs, Citrus	38
Westville, Holmes	37
Wellborn, Suwannee	37
Micanopy, Alachua	36
Center Hill, Sumter	36
Melrose, Putnam	36
Celebration, Osceola	36
Atlantis, Palm Beach	36
Christmas, Orange	35
Morriston, Levy	35
Hosford, Liberty	35
Summerland Key, Monroe	34
Weirsdale, Marion	34
Missing, Gilchrist	34
Valparaiso, Okaloosa	34
Astatula, Lake	34

# COVID-19: characteristics of 520,846 Florida resident cases

Data through Aug 7, 2020 verified as of Aug 8, 2020 at 09:25 AM

Data in this report are provisional and subject to change.

The table below includes the cities and counties of residence for cases in Florida residents based on the patient's ZIP Code.

Note that city is not always received as part of the initial notification and may be missing while the case is being investigated.

City and county	Cases
Welaka, Putnam	34
Anthony, Marion	34
Howey-In-The-Hills, Lake	34
Inlet Beach, Walton	33
Babson Park, Polk	33
Princeton, Dade	33
Malabar, Brevard	33
Ponce De Leon, Holmes	33
Laurel Hill, Okaloosa	32
Cutler Bay, Dade	32
Lauderdale By The Sea, Broward	32
Lake Helen, Volusia	32
Missing, Taylor	32
Missing, Liberty	32
Steinhatchee, Taylor	31
Bokeelia, Lee	31
Juno Beach, Palm Beach	31
Bryceville, Nassau	31
Missing, Bay	31
Belleair, Pinellas	30
Bay Harbor Islands, Dade	30
Osteen, Volusia	30
Florida State University, Leon	29
Madeira Beach, Pinellas	29
Missing, Jefferson	28
Greensboro, Gadsden	28
Hallandale Beach, Broward	28
San Mateo, Putnam	28
Fern Park, Seminole	28
Big Pine Key, Monroe	28
Missing, Suwannee	27
Sumterville, Sumter	27
Hypoluxo, Palm Beach	27
Lady Lake, Sumter	27
Canal Point, Palm Beach	26
Destin, Walton	26
The Villages, Lake	25
Yalaha, Lake	25
Naranja, Dade	25
Patrick Air Force Base, Brevard	25
Felda, Hendry	25
Unknown, Orange	25
Caryville, Washington	24
Eglin Air Force Base, Okaloosa	24
Astor, Lake	23
Missing, Bradford	23
Missing, Dixie	23
Belleair Beach, Pinellas	23
Ochopee, Collier	23
Singer Island, Palm Beach	22
Florida Dept Of Corrections, Union	22
Missing, Charlotte	22
Eastpoint, Franklin	22
Odessa, Pasco	22
Saint James City, Lee	22
Bradenton Beach, Manatee	22
Haverhill, Palm Beach	22
Sunny Isles Beach, Dade	22
Campbellton, Jackson	21

# COVID-19: characteristics of 520,846 Florida resident cases

Data through Aug 7, 2020 verified as of Aug 8, 2020 at 09:25 AM

Data in this report are provisional and subject to change.

The table below includes the cities and counties of residence for cases in Florida residents based on the patient's ZIP Code.

Note that city is not always received as part of the initial notification and may be missing while the case is being investigated.

City and county	Cases
Grant-Valkaria, Brevard	21
Longboat Key, Manatee	21
Holt, Okaloosa	20
Altoona, Lake	20
Oak Hill, Volusia	20
Sopchoppy, Wakulla	20
Clarksville, Calhoun	20
Jupiter, Martin	20
Ponce Inlet, Volusia	19
Panacea, Wakulla	19
Hialeah Gardens, Dade	19
Temple Terrace, Hillsborough	19
Mangonia Park, Palm Beach	19
Crystal Beach, Pinellas	18
Baldwin, Duval	18
Callaway, Bay	18
Lamont, Jefferson	18
Edgewood, Orange	18
Miami Springs, Dade	18
Kissimmee, Orange	18
Fort Mccoy, Marion	17
Missing, Union	17
Kindred, Osceola	17
Placida, Charlotte	17
Paisley, Lake	17
Georgetown, Putnam	16
Waldo, Alachua	16
Waverly, Polk	16
Fruit Cove, St. Johns	16
Pinetta, Madison	15
Tice, Lee	15
Brooker, Bradford	15
Alafaya, Orange	15
North Bay Village, Dade	15
Miami Shores, Dade	14
Carrollwood, Hillsborough	14
Ona, Hardee	14
Inglis, Levy	14
Missing, Franklin	14
Village Of Palmetto Bay, Dade	13
West Park, Broward	13
Hollister, Putnam	13
Walnut Hill, Escambia	13
Holmes Beach, Manatee	13
Florahome, Putnam	13
Winter Park, Seminole	13
Tierra Verde, Pinellas	13
Lighthouse Point, Broward	12
Air Mail Facility, Dade	12
Palm Shores, Brevard	12
Matlacha, Lee	12
Okahumpka, Lake	12
Nocatee, Desoto	12
Fort Denaud, Hendry	12
Harmony, Osceola	12
Eaton Park, Polk	12
Bascom, Jackson	12
Terra Ceia, Manatee	12
Santa Fe, Alachua	11

# COVID-19: characteristics of 520,846 Florida resident cases

Data through Aug 7, 2020 verified as of Aug 8, 2020 at 09:25 AM

Data in this report are provisional and subject to change.

The table below includes the cities and counties of residence for cases in Florida residents based on the patient's ZIP Code.

Note that city is not always received as part of the initial notification and may be missing while the case is being investigated.

City and county	Cases
Goulds, Dade	11
Mexico Beach, Bay	11
Sebastian, Brevard	11
Bay Pines, Pinellas	11
Unknown, Dade	11
Barefoot Bay, Brevard	11
North Redington Beach, Pinellas	11
Miami, Unknown	10
Intercession City, Osceola	10
Missing, Glades	10
Palmdale, Glades	10
Bellview, Escambia	10
Balm, Hillsborough	10
Lake Suzy, Desoto	10
Missing, Lafayette	10
Heathrow, Seminole	10
Sun City, Hillsborough	10
Bayonet Point, Pasco	10
Dania Beach, Broward	10
Treasure Island, Pinellas	9
Ocean Ridge, Palm Beach	9
Highland City, Polk	9
Saint Pete Beach, Pinellas	9
Hampton, Bradford	9
Labelle, Glades	8
Reunion, Osceola	8
Tyndall Air Force Base, Bay	8
Lutz, Pasco	8
Kathleen, Polk	8
La Crosse, Alachua	8
Kinard, Calhoun	8
Bagdad, Santa Rosa	8
Kenansville, Osceola	8
Dowling Park, Suwannee	8
Tioga, Alachua	8
Missing, Alachua	8
Homosassa Springs, Citrus	8
Orange Lake, Marion	8
Key Colony Beach, Monroe	8
Hiawassee, Orange	7
Eloise, Polk	7
Enterprise, Volusia	7
Gonzalez, Escambia	7
Aloma, Orange	7
Lorida, Highlands	7
Wahneta, Polk	7
Buena Ventura Lakes, Osceola	7
Cedar Key, Levy	7
Sydney, Hillsborough	7
Maitland, Seminole	6
Paxton, Walton	6
Palma Sola, Manatee	6
Pensacola Beach, Santa Rosa	6
Quail Heights, Dade	6
Jacksonville, Unknown	6
Bradley, Polk	6
Tangerine, Orange	6
Venus, Highlands	6
Pasadena, Pinellas	6

# COVID-19: characteristics of 520,846 Florida resident cases

Data through Aug 7, 2020 verified as of Aug 8, 2020 at 09:25 AM

Data in this report are provisional and subject to change.

The table below includes the cities and counties of residence for cases in Florida residents based on the patient's ZIP Code.

Note that city is not always received as part of the initial notification and may be missing while the case is being investigated.

City and county	Cases
Goodland, Collier	6
Hernando Beach, Hernando	6
Wabasso, Indian River	6
Poinciana, Osceola	5
Indian Lake Estates, Polk	5
Branford, Lafayette	5
Rubonia, Manatee	5
Altamonte Springs, Orange	5
Perrine, Dade	5
West Delray Beach, Palm Beach	5
Perdido Key, Escambia	5
Shady Grove, Taylor	5
Mango, Hillsborough	5
North Venice, Sarasota	5
Ferndale, Lake	5
Lowell, Marion	5
Penney Farms, Clay	5
Murdock, Charlotte	5
Woodville, Leon	5
Long Boat Key, Manatee	5
Missing, Columbia	5
Ebro, Washington	5
Cloud Lake, Palm Beach	5
Sparr, Marion	5
Ponce De Leon, Walton	5
Crystal Springs, Pasco	5
Cudjoe Key, Monroe	4
Homeland, Polk	4
Hialeah, Unknown	4
Trilby, Pasco	4
Long Key, Monroe	4
Davenport, Osceola	4
Bonifay, Washington	4
Lake City, Suwannee	4
Plymouth, Orange	4
Micco, Brevard	4
Highland Beach, Palm Beach	4
Ridge Manor, Pasco	4
Siesta Key, Sarasota	4
Saint Lucie West, St. Lucie	4
Parker, Bay	4
Pembroke Park, Broward	4
Mayport, Duval	4
Sewalls Point, Martin	4
Buckingham, Lee	4
Boca Grande, Lee	4
Hallandle Beach, Broward	4
Hollywood, Dade	4
Nichols, Polk	4
Missing, Putnam	4
Oneco, Manatee	4
South Palm Beach, Palm Beach	4
University Of Miami, Dade	4
City Of Sunrise, Broward	4
Miami, Broward	4
Hollywood, Unknown	4
Gulf Stream, Palm Beach	4
Village Of Wellington, Palm Beach	4
Orlando, Osceola	4

# COVID-19: characteristics of 520,846 Florida resident cases

Data through Aug 7, 2020 verified as of Aug 8, 2020 at 09:25 AM

Data in this report are provisional and subject to change.

The table below includes the cities and counties of residence for cases in Florida residents based on the patient's ZIP Code.

Note that city is not always received as part of the initial notification and may be missing while the case is being investigated.

City and county	Cases
Nobleton, Hernando	4
Northdale, Hillsborough	4
Celebration, Orange	4
Durant, Hillsborough	4
Leisure City, Dade	4
Psl, Unknown	4
Tallevast, Manatee	4
Steinhatchee, Dixie	4
Indian Creek Village, Dade	4
Lehigh, Lee	4
Eatonville, Orange	4
Lacoochee, Pasco	4
Lulu, Columbia	4
Maxville, Duval	4
Gulf Hammock, Levy	4
Ft Pierce, St. Lucie	4
Centerville, Leon	4
Pine Castle, Orange	4
Ybor City, Hillsborough	4
Ozona, Pinellas	3
Deerfield Beach, Unknown	3
Glenwood, Volusia	3
Milligan, Okaloosa	3
Lakeshore, Polk	3
Pompano Beach, Unknown	3
Saint Marks, Wakulla	3
Lauderhill, Unknown	3
Port Saint John, Brevard	3
Saint Leo, Pasco	3
West Palm Beach, Unknown	3
Indian River Shores, Indian River	3
International Service Center, Dade	3
Miromar Lakes, Lee	3
Mayport Naval Housing, Duval	3
Braden River, Manatee	3
Fpo, Duval	3
Fanning Springs, Gilchrist	3
Elfers, Pasco	3
Vernon, Bay	3
Virginia Gardens, Dade	3
Westchase, Hillsborough	3
Mount Plymouth, Lake	3
Graceville, Holmes	3
Candler, Marion	3
Cortez, Manatee	3
Pine Hills, Orange	3
Orlando, Seminole	3
University Park, Manatee	3
Unknown, Broward	3
Orlando, Unknown	3
Indian Shores, Pinellas	3
Lake Como, Putnam	3
Lynbrook, Broward	3
Little Torch Key, Monroe	3
Lake Monroe, Seminole	3
Laud-By-The-Sea, Broward	3
Fort Lauderdale, Unknown	3
Captiva, Lee	3
Belleair Bluffs, Pinellas	3

# COVID-19: characteristics of 520,846 Florida resident cases

Data through Aug 7, 2020 verified as of Aug 8, 2020 at 09:25 AM

Data in this report are provisional and subject to change.

The table below includes the cities and counties of residence for cases in Florida residents based on the patient's ZIP Code.

Note that city is not always received as part of the initial notification and may be missing while the case is being investigated.

City and county	Cases
Yankeetown, Levy	3
Telogia, Liberty	3
Fort Ogden, Desoto	3
Green Acres, Palm Beach	3
Dinsmore, Duval	3
Forest City, Orange	3
Missing, Hamilton	3
Cottdale, Washington	3
Duette, Manatee	3
East Lake, Marion	3
Bayshore Gardens, Manatee	3
Azalea Park, Orange	3
Anna Maria, Manatee	3
Destin, Unknown	2
Daytona Beach Shores, Volusia	2
Gibsonia, Polk	2
Everglades City, Collier	2
Fort Charlotte, Charlotte	2
Horseshoe Beach, Dixie	2
Lealman, Pinellas	2
Margate, Unknown	2
Madison, Unknown	2
Town N Country, Hillsborough	2
Port Salerno, Martin	2
Redington Beach, Pinellas	2
Redington Shores, Pinellas	2
Goldenrod, Seminole	2
Champions Gate, Polk	2
Chokoloskee, Collier	2
Alturas, Polk	2
Lake Harbor, Palm Beach	2
Loughman, Polk	2
Orlando, Brevard	2
Scottsmoor, Brevard	2
Archer, Levy	2
Hallandale Beach, Unknown	2
Hawthorne, Putnam	2
Fairfield, Marion	2
Lockhart, Orange	2
Loxahatchee Groves, Palm Beach	2
Jensen Beach, St. Lucie	2
Palm Beach Shores, Palm Beach	2
Ponte Vedra, Duval	2
Port Charlotte, Unknown	2
Port Saint Lucie, Martin	2
The Villages, Marion	2
Valkaria, Brevard	2
West Bradenton, Manatee	2
Trenton, Levy	2
River Ranch, Polk	2
Ramrod Key, Monroe	2
Oklawaha, Marion	2
Manalapan, Palm Beach	2
Laurel, Sarasota	2
Sunny Hills, Washington	2
Switzerland, St. Johns	2
Tampa, Pinellas	2
Unknown, Palm Beach	2
Watersound, Walton	2

# COVID-19: characteristics of 520,846 Florida resident cases

Data through Aug 7, 2020 verified as of Aug 8, 2020 at 09:25 AM

Data in this report are provisional and subject to change.

The table below includes the cities and counties of residence for cases in Florida residents based on the patient's ZIP Code.

Note that city is not always received as part of the initial notification and may be missing while the case is being investigated.

City and county	Cases
Grandin, Putnam	2
Inlet Beach, Bay	2
Jacksonville, Clay	2
New Smyrna, Volusia	2
Palma Ceia, Hillsborough	2
Oakland Park, Unknown	2
Wakulla Springs, Wakulla	2
Union Park, Orange	2
Samoset, Manatee	2
Holder, Citrus	2
Sand Lake, Orange	2
Roseland, Indian River	2
Point Washington, Walton	2
Lake Butler, Bradford	2
Jonesville, Alachua	2
Miami, Martin	2
El Jobean, Charlotte	2
Basinger, Okeechobee	2
Fort Lauderdale, Dade	2
Sorrento, Orange	2
San Carlos Park, Lee	2
Shady Hills, Pasco	2
Longboat Key, Sarasota	2
Mesa, Unknown	2
Miami Gardens, Unknown	2
Miramar, Dade	2
Ormond Beach, Flagler	2
Morriston, Marion	2
Earleton, Alachua	2
Clewiston, Palm Beach	2
Bayou George, Bay	2
Miccosukee, Leon	2
Lamont, Taylor	2
Gulf Breeze, Escambia	2
Cypress, Jackson	2
White Springs, Columbia	2
Sugarloaf, Monroe	2
Venice, Manatee	2
Unknown, Seminole	2
Unknown, Volusia	1
Tamarac, Dade	1
Westville, Walton	1
Other, Dade	1
Orl, Osceola	1
New Port Richey, Unknown	1
Port Saint Lucie, Palm Beach	1
Rocky Point, Hillsborough	1
Rosemary Beach, Walton	1
Saint Johns, Duval	1
Salt Springs, Marion	1
Pass-A-Grille Beach, Pinellas	1
Pensacola Beach, Escambia	1
Pensacola, Unknown	1
Clarcona, Orange	1
Coconut Ck, Unknown	1
Deerfield, Broward	1
Apollo Beach, Manatee	1
32428, Washington	1
Alpharetta, Broward	1

# COVID-19: characteristics of 520,846 Florida resident cases

Data through Aug 7, 2020 verified as of Aug 8, 2020 at 09:25 AM

Data in this report are provisional and subject to change.

The table below includes the cities and counties of residence for cases in Florida residents based on the patient's ZIP Code.

Note that city is not always received as part of the initial notification and may be missing while the case is being investigated.

City and county	Cases
Hallandale, Unknown	1
Hoclywsod, Dade	1
Lakeland, Unknown	1
Jacksonville, Orange	1
Homeless, Hillsborough	1
Homeless, Monroe	1
Homeless, Pinellas	1
Hutchinson Island, St. Lucie	1
Miamc, Dade	1
Layton, Monroe	1
Lehigh Acers, Lee	1
Los Angeles, Dade	1
Babcock Ranch, Charlotte	1
Alva, Escambia	1
Branford, Gilchrist	1
Brentwood, Citrus	1
Cape Haze, Charlotte	1
Champions Gate, Osceola	1
Davie, Unknown	1
Duck Key, Monroe	1
Jacksonville, Nassau	1
Homossa, Orange	1
Hosford, Calhoun	1
Interlachen, Duval	1
Jacksonville Naval Air Station, Duval	1
Jacksonville Naval Hospital, Duval	1
Mount Dora, Seminole	1
North Fort Myers, Charlotte	1
North Laud, Unknown	1
Monroe, Hillsborough	1
Oldsrav, Manatee	1
Lucedale, St. Lucie	1
Sharpes, Brevard	1
Sanford, Orange	1
Sunrtise, Dade	1
Unable To Obtain, Palm Beach	1
University Of Tampa, Hillsborough	1
Unk, Alachua	1
Punta Gorda, Unknown	1
Rivera Beach, Palm Beach	1
Panama City, Unknown	1
Perth Amboy, Hillsborough	1
Unknown, Unknown	1
Watersound, Bay	1
Yeehaw, Okeechobee	1
Franklin, Orange	1
Dade City, Hernando	1
Clearwater, Hillsborough	1
Apo, Collier	1
Big Torch Key, Monroe	1
Bonifay, Unknown	1
Arcadia, Unknown	1
Astor, Volusia	1
Austin, Dade	1
Miramar, Unknown	1
Litchfield Park, Unknown	1
Marathon Shores, Monroe	1
Mayport Naval Station, Duval	1
Mcintosh, Marion	1

# COVID-19: characteristics of 520,846 Florida resident cases

Data through Aug 7, 2020 verified as of Aug 8, 2020 at 09:25 AM

Data in this report are provisional and subject to change.

The table below includes the cities and counties of residence for cases in Florida residents based on the patient's ZIP Code.

Note that city is not always received as part of the initial notification and may be missing while the case is being investigated.

City and county	Cases
Lake Worth, Unknown	1
Laurel Hill, Walton	1
Haines City, Orange	1
Jena, Taylor	1
Pensacola Naval Hospital, Escambia	1
Port St Luice, Unknown	1
Rices Landing, Dade	1
Seacrest, Bay	1
Stiamk, Dade	1
Sugarloaf Key, Monroe	1
Mount Dora, Orange	1
New Church, Palm Beach	1
New Port Richey, Hillsborough	1
Oviedo, Orange	1
Okeechobee, Highlands	1
Okeechobee, Unknown	1
Orange Park, Duval	1
Weston, Unknown	1
Williston, Marion	1
West Hollywood, Broward	1
Unknown Out Of Area, Palm Beach	1
Unknown, Duval	1
Winter Springs, Orange	1
Indian Rock Beach, Pinellas	1
Hillsboro Beach, Broward	1
Greenville, Taylor	1
Lauderdale Lakes, Unknown	1
Jupiter Inlet, Palm Beach	1
Miamksaohes, Dade	1
Metter, Manatee	1
Miami Dade, Unknown	1
Evinston, Alachua	1
Fellsmere, Brevard	1
Fernandina, Nassau	1
Fwb, Escambia	1
Graham, Bradford	1
Cypress Gardens, Polk	1
St Cloud, Orange	1
Suwannee, Dixie	1
Syracuse, Unknown	1
Salem, Taylor	1
Sarasota, Unknown	1
Seacrest, Walton	1
Twentynine Palms, Broward	1
Unknown, Manatee	1
Windermere, Unknown	1
Xifamk, Dade	1
Orlando, Manatee	1
Okeechobee, Martin	1
Okeechobi, Unknown	1
Pennsacola, Escambia	1
Pensacola, Dade	1
Pooler, Broward	1
North Lauderdale, Unknown	1
North Miami, Palm Beach	1
North Port, Manatee	1
Hispanic, St. Lucie	1
Kissimmee, Brevard	1
Fort Pierce, Martin	1

# COVID-19: characteristics of 520,846 Florida resident cases

Data through Aug 7, 2020 verified as of Aug 8, 2020 at 09:25 AM

Data in this report are provisional and subject to change.

The table below includes the cities and counties of residence for cases in Florida residents based on the patient's ZIP Code.

Note that city is not always received as part of the initial notification and may be missing while the case is being investigated.

City and county	Cases
Fl, Dade	1
Florence Villa, Polk	1
Estero, Collier	1
Fellsmele, Brevard	1
Doctors Inlet, Clay	1
Dade City, Hillsborough	1
Clermont, Orange	1
Clermont, Polk	1
Celeste, Broward	1
Bay Lake, Orange	1
Beverly Beach, Flagler	1
99, Unknown	1
Aollywoss, Dade	1
Unknown, Columbia	1
Tarpon Springs, Pasco	1
Tewksbury, Orange	1
Wesley Chapel, Alachua	1
Weston, Dade	1
White City, Gulf	1
South Daytona Beach, Volusia	1
Tampa Palms, Hillsborough	1
San Antonio, Unknown	1
Miamf, Dade	1
Olustee, Baker	1
Ocala, Alachua	1
Okeechobee, St. Lucie	1
Pine Ridge, Citrus	1
Saint Augusaintine Beach, St. Johns	1
Seven Springs, Pasco	1
Tallahassee, Unknown	1
South Miami, Unknown	1
West Villages, Sarasota	1
Wintergarden, Orange	1
Washington, Unknown	1
Unkown, Seminole	1
Pcb, Bay	1
Port Everglades, Broward	1
Newark, Broward	1
Niceville, Walton	1
Mount Pleasant, Gadsden	1
Jupiter, Duval	1
Lake Geneva, Clay	1
Immokalee, Lee	1
Middlesburg, Duval	1
Miami, Palm Beach	1
Davenport, Orange	1
Boca Raton, Orange	1
Brooksville, Pasco	1
Apopka, Seminole	1
Port Charlotte Fl, Unknown	1
Rosemary Beach, Bay	1
Saint Cloud, Orange	1
Saint Petersburg, Dade	1
San Pedro Sula, Dade	1
Palm Bay, Dade	1
Palm Coast, Orange	1
Orange, Orange	1
Turmero, Dade	1
Tampa, Dade	1

# COVID-19: characteristics of 520,846 Florida resident cases

Data through Aug 7, 2020 verified as of Aug 8, 2020 at 09:25 AM

Data in this report are provisional and subject to change.

The table below includes the cities and counties of residence for cases in Florida residents based on the patient's ZIP Code.

Note that city is not always received as part of the initial notification and may be missing while the case is being investigated.

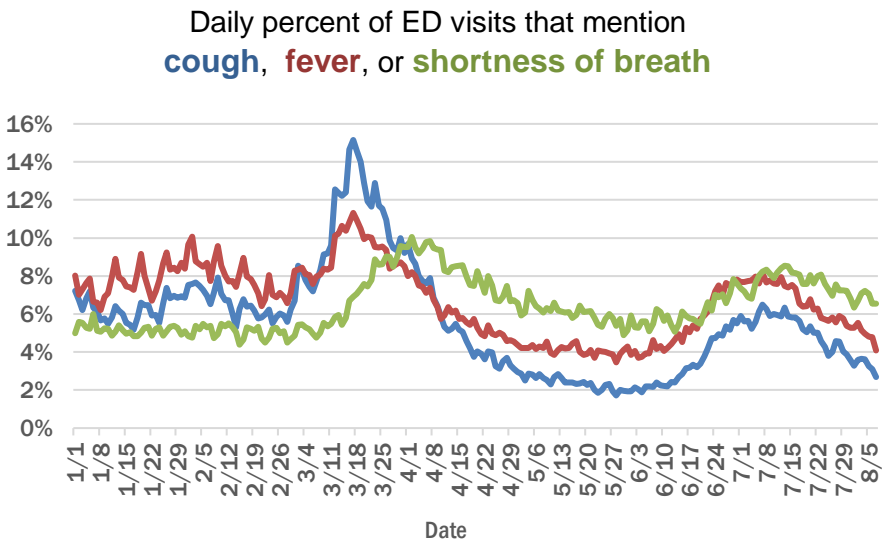
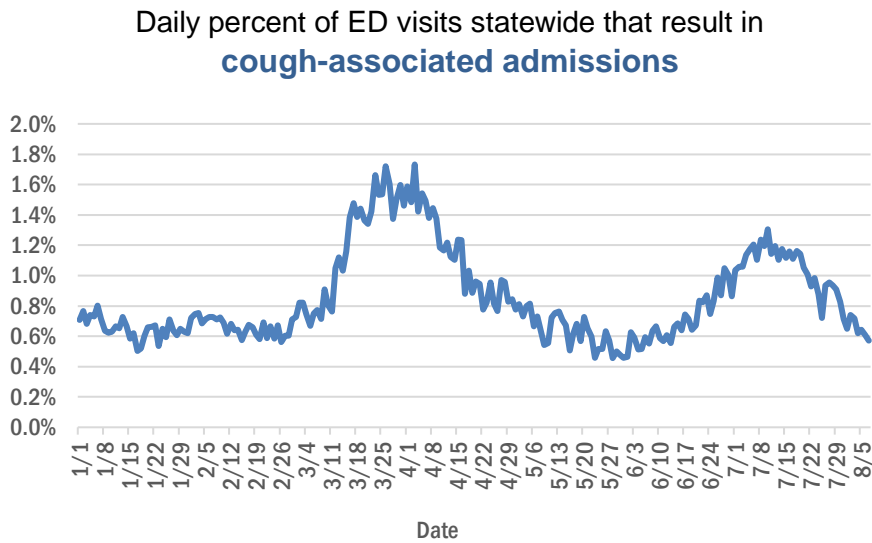
City and county	Cases
Westlake, Palm Beach	1
Wimauma, Manatee	1
Seminole, Orange	1
Miami Granders, Dade	1
Los Angeles, Polk	1
Lanark Village, Franklin	1
Hialean, Unknown	1
999999, Okaloosa	1
Bartow, Unknown	1
Caryville, Holmes	1
Cassadaga, Volusia	1
Bostwick, Putnam	1
Brewton, Escambia	1
Cosselberry, Orange	1
Darien, Pasco	1
Grand Island, Unknown	1
Fort Myers, Seminole	1
Fwb, Unknown	1
Gastonia, Polk	1
Deltona , Volusia	1
South Fort Myers, Lee	1
Tampa, Orange	1
University Of Central Fl, Orange	1
Valrico, Orange	1
Winterpark, Unknown	1
Wewahitchka, Calhoun	1
Longwood, Orange	1
Miamt, Dade	1
Mid Florida, Seminole	1
Orlando, Orange	1
Palm City, Unknown	1
Ocala, Unknown	1
Ocean Breeze, Martin	1
N/A, Duval	1
Nokomis, Palm Beach	1
Live Oak, Columbia	1
Hurlburt Field, Okaloosa	1
Homeless, Dade	1
Ft Pierce, Unknown	1
Garland, Orange	1
Hallandate Ben, Unknown	1
Greenacres, Unknown	1
Eustic, Unknown	1
Everett, Dade	1
Apopka, Unknown	1
Alligator Point, Wakulla	1
Amelia City, Nassau	1
Bonita Springs, Collier	1
Total	520,846

# COVID-19: additional surveillance information

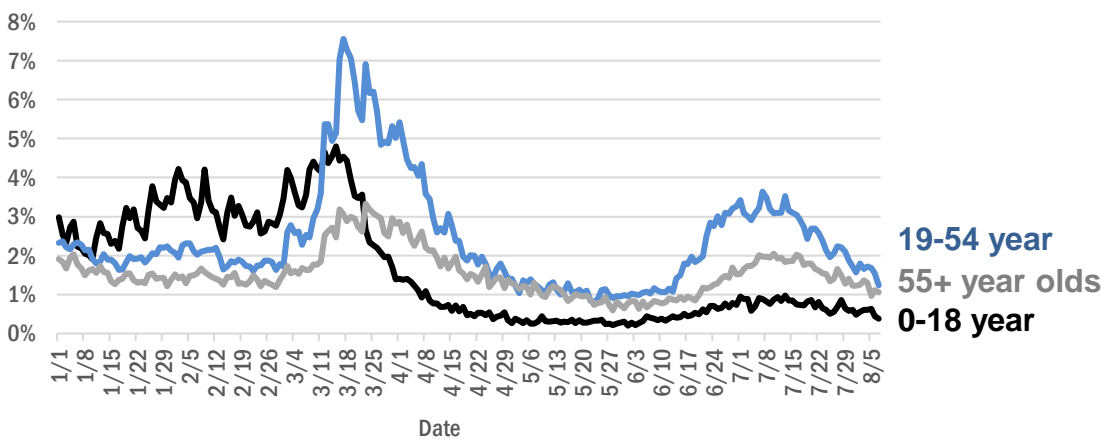
Data through Aug 7, 2020 verified as of Aug 8, 2020 at 09:25 AM

Data in this report are provisional and subject to change.

## Statewide emergency department (ED) chief complaint and admission data



## Daily percent of ED visits statewide that mention cough by age group



The Electronic Surveillance System for the Early Notification of Community-Based Epidemics (ESSENCE-FL) includes chief complaint data from 211 of 212 Florida EDs. Data are transmitted electronically to ESSENCE-FL daily or hourly.

# COVID-19: All persons with tests reported

Data through Aug 7, 2020 verified as of Aug 8, 2020 at 09:25 AM

Data in this report are provisional and subject to change.

The table below includes persons with laboratory results that the Department of Health has received electronically or by mail/fax for Florida residents and non-Florida residents.

County	Awaiting testing	Inconclusive	Negative	Positive	Percent positive	Total tested
Dade	273	1,691	543,676	131,217	19%	676,584
Broward	166	743	367,697	61,614	14%	430,054
Palm Beach	267	596	240,019	36,600	13%	277,215
Orange	443	284	238,042	31,395	12%	269,721
Hillsborough	193	483	208,507	32,268	13%	241,258
Duval	174	220	185,353	23,166	11%	208,739
Pinellas	15	143	153,193	17,725	10%	171,061
Lee	28	58	97,074	16,431	14%	113,563
Polk	55	97	81,735	14,124	15%	95,956
Manatee	9	66	75,069	9,199	11%	84,334
Brevard	12	57	76,809	5,963	7%	82,829
Sarasota	23	46	67,020	6,164	8%	73,230
Volusia	69	102	65,288	7,779	11%	73,169
Escambia	10	43	61,682	9,297	13%	71,022
Alachua	4	23	66,671	4,088	6%	70,782
Seminole	61	66	60,658	7,048	10%	67,772
Pasco	104	50	59,783	6,982	10%	66,815
Lake	81	87	58,977	5,073	8%	64,137
Osceola	112	125	53,491	9,568	15%	63,184
Collier	204	65	51,772	10,265	17%	62,102
Leon	18	115	54,183	4,922	8%	59,220
Marion	260	97	44,926	6,260	12%	51,283
St. Lucie	273	54	36,845	5,695	13%	42,594
St. Johns	44	32	36,864	3,593	9%	40,489
Clay	13	17	31,230	3,245	9%	34,492
Okaloosa	32	43	25,645	3,448	12%	29,136
Santa Rosa	17	37	24,430	3,857	14%	28,324
Indian River	52	15	24,277	2,488	9%	26,780
Bay	10	59	21,890	4,388	17%	26,337
Charlotte	11	33	23,687	2,214	9%	25,934
Martin	52	39	21,654	3,802	15%	25,495
Hernando	2	13	16,764	1,975	11%	18,752
Citrus	31	11	16,757	1,514	8%	18,282
Sumter	24	13	16,378	1,284	7%	17,675
Highlands	8	13	14,403	1,396	9%	15,812
Flagler	5	19	13,840	1,052	7%	14,911
Nassau	32	17	13,617	1,219	8%	14,853
Monroe	65	12	12,040	1,514	11%	13,566
Columbia	4	55	10,592	2,835	21%	13,482
Gadsden	7	38	10,957	1,866	15%	12,861
Putnam	2	11	11,298	1,481	12%	12,790
Jackson	5	13	9,675	1,817	16%	11,505
Walton	2	38	8,192	1,383	14%	9,613
Desoto	5	7	8,139	1,339	14%	9,485
Hendry		18	6,527	1,750	21%	8,295
Wakulla	3	34	7,007	680	9%	7,721
Suwannee	2	17	6,147	1,404	19%	7,568
Okeechobee	2	14	5,486	1,027	16%	6,527

# COVID-19: All persons with tests reported

Data through Aug 7, 2020 verified as of Aug 8, 2020 at 09:25 AM

Data in this report are provisional and subject to change.

The table below includes persons with laboratory results that the Department of Health has received electronically or by mail/fax for Florida residents and non-Florida residents.

County	Awaiting testing	Inconclusive	Negative	Positive	Percent positive	Total tested
Levy	2	11	5,512	673	11%	6,196
Unknown	3	34	5,267	678	11%	5,979
Washington	15	18	5,061	839	14%	5,918
Hardee		12	4,557	950	17%	5,519
Baker	21	14	4,632	827	15%	5,473
Union		9	5,117	297	5%	5,423
Taylor	6	27	4,196	947	18%	5,170
Madison	1	10	4,382	700	14%	5,092
Gulf	2	5	3,967	599	13%	4,571
Bradford	2	19	3,966	469	11%	4,454
Holmes	4	7	3,741	494	12%	4,242
Hamilton	1	2	3,429	617	15%	4,048
Calhoun	1	17	3,287	462	12%	3,766
Franklin	2	10	3,348	398	11%	3,756
Gilchrist	3	7	3,253	355	10%	3,615
Dixie		6	2,933	475	14%	3,414
Liberty	1		2,676	400	13%	3,076
Jefferson	1	14	2,499	448	15%	2,961
Glades		2	721	401	36%	1,124
Lafayette	1	3	785	134	15%	922
Total	3,350	6,156	3,419,295	526,577	13%	3,952,028

# COVID-19: testing by laboratory

Data through Aug 7, 2020 verified as of Aug 8, 2020 at 09:25 AM

Data in this report are provisional and subject to change.

The numbers in the table below represent the number for whom test results were received by the Department of Health. A person can be tested by more than one laboratory and can have both positive and negative results. **Therefore, the sum of the numbers in each column will be larger than the total number of people tested.**

Reporting lab	Inconclusive	Negative	Positive	Percent positive	Total
QUEST DIAGNOSTICS - TAMPA	5,391	667,734	97,159	13%	770,284
LABORATORY CORPORATION OF AMERICA	1,083	659,471	96,635	13%	757,189
BIO REFERENCE LABORATORIES, INC	4,922	438,200	86,934	16%	530,056
GENETWORX	662	380,587	32,197	8%	413,446
REALTOX LABS LLC	2,243	199,839	35,579	15%	237,661
CURATIVE_LABS	2,849	185,871	18,480	9%	207,200
NORTHWEST LABORATORY	213	115,171	5,899	5%	121,283
ADVENT HEALTH LAB	112	101,283	14,043	12%	115,438
MEDICAL DIAGNOSTIC LABORATORIES	752	78,697	11,129	12%	90,578
KORVALABS, INC	938	83,785	4,031	5%	88,754
ELABNETWORK	480	64,200	5,896	8%	70,576
BIOCOLLECTIONS WORLDWIDE, INC	298	56,529	9,276	14%	66,103
MAYO CLINIC LABORATORIES	125	59,053	6,233	10%	65,411
MEMORIAL REGIONAL HOSPITAL SOUTH	18	46,713	12,187	21%	58,918
QUEST DIAGNOSTICS NICHOLS INSTITUTE, INC.	195	49,219	6,378	11%	55,792
MAKO GENOMICS	2,418	44,282	8,677	16%	55,377
BAYCARE LABORATORIES LLC	289	49,395	5,255	10%	54,939
BPHL-JACKSONVILLE	13	42,013	7,823	16%	49,849
SACRED HEART HOSPITAL LABORATORY	2	42,732	5,321	11%	48,055
ORLANDO REG MED CENTER CLINICAL LAB	434	41,152	5,437	12%	47,023
DIATHERIX LABORATORIES		37,833	5,427	13%	43,260
TAMPA GENERAL HOSPITAL	4	37,304	2,957	7%	40,265
TESTING MATTERS INC		35,004	4,923	12%	39,927
UF PATHLABS	33	37,573	1,583	4%	39,189
BPHL-MIAMI	206	27,734	6,357	19%	34,297
VIRACOR-EUROFINS LABORATORIES		25,885	8,294	24%	34,179
ARUP LABORATORIES		31,689	2,303	7%	33,992
JACKSON MEMORIAL HOSPITAL CLINICAL LAB	79	26,523	6,539	20%	33,141
BPHL-TAMPA (SPECTRUM BLVD)	45	23,719	3,990	14%	27,754
AIT LABORATORIES		22,797	2,700	11%	25,497
SHANDS AT THE UNIVERSITY OF FLORIDA	133	23,725	1,322	5%	25,180
ST VINCENT'S MEDICAL CENTER - RIVERSIDE	1	19,062	2,318	11%	21,381
LAKELAND REGIONAL MEDICAL CENTER	48	19,030	2,198	10%	21,276
Florida_Hospital	21	16,804	2,920	15%	19,745
WALGREENS	9	15,538	2,541	14%	18,088
CAPE CORAL HOSPITAL CLINICAL LABORATORY		14,129	2,733	16%	16,862
SUNPATH MEDICAL DIAGNOSTICS LABORATORY	74	13,996	2,578	15%	16,648
BROWARD GENERAL MEDICAL CENTER-CLINICAL LAB	2	13,598	1,921	12%	15,521
SHANDS JACKSONVILLE MEDICAL CENTER INC	31	12,165	1,131	8%	13,327
BAPTIST HOSPITAL OF MIAMI CLINICAL LABORATORY	11	10,843	2,386	18%	13,240
BAPTIST MEDICAL CENTER JACKSONVILLE	1	12,234	831	6%	13,066
STATLAB_MOBILE		11,936	948	7%	12,884
CLEVELAND CLINIC HOSPITAL LAB	4	11,132	1,137	9%	12,273
FLORIDA HOSPITAL - TAMPA	5	10,756	1,089	9%	11,850
ADVENTHEALTH DAYTONA BEACH	20	10,731	897	8%	11,648
NAPLES COMMUNITY HOSPITAL	24	10,084	1,191	11%	11,299
APPLIED INGENUITY DIAGNOSTICS LLC		10,186	679	6%	10,865

# COVID-19: testing by laboratory

Data through Aug 7, 2020 verified as of Aug 8, 2020 at 09:25 AM

Data in this report are provisional and subject to change.

The numbers in the table below represent the number for whom test results were received by the Department of Health. A person can be tested by more than one laboratory and can have both positive and negative results. **Therefore, the sum of the numbers in each column will be larger than the total number of people tested.**

Reporting lab	Inconclusive	Negative	Positive	Percent positive	Total
SARASOTA MEMORIAL HOSPITAL MAIN LAB	12	9,845	929	9%	10,786
ST JOSEPHS HOSPITAL LABORATORY	9	9,414	1,318	12%	10,741
PALMETTO GENERAL HOSPITAL LAB	3	7,945	2,579	24%	10,527
MOUNT SINAI MEDICAL CENTER	6	8,582	1,084	11%	9,672
MILLENNIUM PHYSICIAN GROUP		7,661	1,582	17%	9,243
INTEGRATED REGIONAL LABORATORIES LLP		7,709	1,454	16%	9,163
UNIVERSITY OF MIAMI HOSPITAL	9	7,201	1,553	18%	8,763
NORTH FLORIDA REGIONAL MEDICAL CENTER		7,857	809	9%	8,666
JFK MEDICAL CENTER LAB	1	7,184	1,428	17%	8,613
NICKLAUS CHILDREN'S HOSPITAL	22	6,879	1,707	20%	8,608
QUEST NEW ENGLAND	35	7,380	991	12%	8,406
SAINT MARY'S MEDICAL CENTER	10	7,158	1,190	14%	8,358
MORTON PLANT HOSPITAL-ADLER INSTITUTE	7	7,671	633	8%	8,311
ECCO LAB GROUP CO	264	5,990	1,915	23%	8,169
LABCORP BURLINGTON (LPP)	3	7,742	348	4%	8,093
BRANDON REGIONAL HOSPITAL		6,706	1,290	16%	7,996
TALLAHASSEE MEMORIAL HOSPITAL	23	7,257	687	9%	7,967
SOUTH MIAMI HOSPITAL LAB	10	6,758	1,073	14%	7,841
JUPITER MEDICAL CENTER LAB	35	6,787	1,001	13%	7,823
WELLINGTON REGIONAL MED CTR LAB	3	6,098	1,041	15%	7,142
REAL DIAGNOSTICS	77	6,449	465	7%	6,991
INDIAN RIVER MEDICAL CENTER LAB		6,513	428	6%	6,941
FLORIDA HOSPITAL WATERMAN LABORATORY	14	6,389	514	7%	6,917
MEMORIAL REGIONAL HOSPITAL CLINICAL LABORATORY	8	6,273	500	7%	6,781
PANCARE OF FLORIDA INC		6,193	393	6%	6,586
LARKIN COMMUNITY HOSPITAL	10	5,417	1,025	16%	6,452
AEGIS SCIENCES CORPORATION	27	5,560	478	8%	6,065
BAPTIST HOSPITAL OF MIAMI MOLECULAR DIAGNOSTICS	53	5,064	767	13%	5,884
DELRAY MEDICAL CENTER	2	5,107	675	12%	5,784
HOMESTEAD HOSPITAL CLINICAL LABORATORY	7	4,455	1,309	23%	5,771
MEMORIAL HOSPITAL JACKSONVILLE	8	4,431	1,184	21%	5,623
ST ANTHONY'S HOSPITAL LAB	10	4,890	672	12%	5,572
ARNOLD PALMER MEDICAL CENTER CLINICAL LAB		5,395	160	3%	5,555
LEESBURG REGIONAL MEDICAL CENTER		4,775	598	11%	5,373
OSCEOLA REGIONAL MEDICAL CENTER	1	4,453	917	17%	5,371
WINTER HAVEN HOSPITAL CLINICAL LABORATORY	1	4,471	859	16%	5,331
WEST KENDALL BAPTIST HOSPITAL LABORATORY	3	4,159	1,114	21%	5,276
MARTIN HOSPITAL SOUTH LAB		4,745	268	5%	5,013
ST JOSEPHS HOSPITAL	7	4,297	662	13%	4,966
GOOD SAMARITAN MEDICAL CENTER LAB	1	4,053	834	17%	4,888
MEASE COUNTRYSIDE LAB	1	4,301	472	10%	4,774
LAWNWOOD REGIONAL MEDICAL CENTER	1	3,939	796	17%	4,736
ORANGE PARK MEDICAL CENTER	7	3,671	1,008	22%	4,686
BAPTIST MEDICAL CENTER SOUTH		4,252	349	8%	4,601

# COVID-19: testing by laboratory

Data through Aug 7, 2020 verified as of Aug 8, 2020 at 09:25 AM

Data in this report are provisional and subject to change.

The numbers in the table below represent the number for whom test results were received by the Department of Health. A person can be tested by more than one laboratory and can have both positive and negative results. **Therefore, the sum of the numbers in each column will be larger than the total number of people tested.**

Reporting lab	Inconclusive	Negative	Positive	Percent positive	Total
LARKIN COMMUNITY HOSPITAL INC DBA CARDIOTROPIC		1,664	2,864	63%	<b>4,528</b>
AKESOGEN		3,783	610	14%	<b>4,393</b>
QUEST DIAGNOSTICS INFECTIOUS DISEASE INC	13	3,272	1,089	25%	<b>4,374</b>
GULF COAST MEDICAL CENTER MICROLAB		3,173	1,150	27%	<b>4,323</b>
QUEST DIAGNOSTICS NICHOLS INSTITUTE - SJC (ELR)	14	3,621	598	14%	<b>4,233</b>
FLORIDA HOSPITAL HEARTLAND MED CTR CLINICAL LAB	1	3,724	403	10%	<b>4,128</b>
WESTSIDE REGIONAL MED CTR	2	3,281	830	20%	<b>4,113</b>
HALIFAX MEDICAL CENTER LAB	13	3,496	600	15%	<b>4,109</b>
WEST FLORIDA HOSPITAL LAB		3,175	917	22%	<b>4,092</b>
BAPTIST HOSPITAL LABORATORY	4	3,412	660	16%	<b>4,076</b>
BETHESDA HOSPITAL EAST		3,528	495	12%	<b>4,023</b>
WEST BOCA MEDICAL CENTER LAB		3,533	447	11%	<b>3,980</b>
MANATEE MEMORIAL HOSPITAL		3,535	434	11%	<b>3,969</b>
QUEST DIAGNOSTICS - WEST HILLS	15	3,781	165	4%	<b>3,961</b>
FLORIDA HOSPITAL WESLEY CHAPEL	1	3,516	344	9%	<b>3,861</b>
CORAL GABLES HOSPITAL CLINICAL LABORATORY		2,901	957	25%	<b>3,858</b>
AVENTURA HOSPITAL LAB		2,787	1,010	27%	<b>3,797</b>
DRS CLACK SPENCER WHITE & MCCORMACK PA D/B/A		3,252	538	14%	<b>3,790</b>
MERCY HOSPITAL A CAMPUS OF PLANTATION GEN HOSP LAB	1	2,754	1,031	27%	<b>3,786</b>
MEMORIAL HOSPITAL WEST LABORATORY SERVICES	10	3,363	389	10%	<b>3,762</b>
ABL MEDICAL CARE LLC		3,278	483	13%	<b>3,761</b>
LARGO MEDICAL CENTER		3,212	513	14%	<b>3,725</b>
NCH NORTH NAPLES HOSPITAL LAB	1	3,234	477	13%	<b>3,712</b>
OAK HILL HOSPITAL		3,259	432	12%	<b>3,691</b>
NORTHWEST MEDICAL CENTER	1	2,782	884	24%	<b>3,667</b>
PALM BEACH GARDENS MEDICAL CTR LAB		3,285	362	10%	<b>3,647</b>
RUTGERS CLINICAL GENOMICS LABORATORY	5	3,464	172	5%	<b>3,641</b>
DOCTORS HOSPITAL	2	2,832	785	22%	<b>3,619</b>
Lee Memorial Hospital		2,951	657	18%	<b>3,608</b>
HEALTH PARK MEDICAL CENTER CLINICAL LAB		2,834	721	20%	<b>3,555</b>
BROWARD HEALTH NORTH CLINICAL LABORATORY		3,022	518	15%	<b>3,540</b>
CORAL SPRINGS MED CTR		3,131	397	11%	<b>3,528</b>
PALMS WEST HOSPITAL LAB	2	2,739	772	22%	<b>3,513</b>
NORTH SHORE MEDICAL CENTER		2,619	771	23%	<b>3,390</b>
FLORIDA HOSPITAL ZEPHYRHILLS		3,104	262	8%	<b>3,366</b>
NEW YORK STATE ELR - SUNRISE MEDICAL LABORATORIES		3,288	77	2%	<b>3,365</b>
MOFFITT CANCER CENTER	5	3,284	36	1%	<b>3,325</b>
Capital Regional Medical Ctr		2,660	661	20%	<b>3,321</b>
CLEVELAND CLINIC MARTIN SOUTH HOSPITAL		3,009	305	9%	<b>3,314</b>
PATIENTS FIRST LAKE ELLA MEDICAL CENTER PA		2,518	796	24%	<b>3,314</b>
THE VILLAGES REGIONAL HOSPITAL		3,007	260	8%	<b>3,267</b>
FLORIDA HOSPITAL FLAGLER	2	3,022	207	6%	<b>3,231</b>
FLORIDA MEDICAL CENTER - A CAMPUS OF NORTH SHORE	2	2,653	537	17%	<b>3,192</b>
BLAKE MEDICAL CENTER		2,539	624	20%	<b>3,163</b>
FLORIDA HOSPITAL DELAND	2	2,533	541	18%	<b>3,076</b>

# COVID-19: testing by laboratory

Data through Aug 7, 2020 verified as of Aug 8, 2020 at 09:25 AM

Data in this report are provisional and subject to change.

The numbers in the table below represent the number for whom test results were received by the Department of Health. A person can be tested by more than one laboratory and can have both positive and negative results. **Therefore, the sum of the numbers in each column will be larger than the total number of people tested.**

Reporting lab	Inconclusive	Negative	Positive	Percent positive	Total
CARDIOTROPIC LABS	81	2,285	669	22%	3,035
REGIONAL MEDCIAL CENTER BAYONET POINT	1	2,732	258	9%	2,991
PLANTATION GENERAL HOSPITAL		2,186	802	27%	2,988
BAYFRONT MEDICAL CENTER	10	2,162	777	26%	2,949
FLORIDA HOSPITAL OF CARROLLWOOD		2,459	444	15%	2,903
NEMOURS CHILDRENS HOSPITAL		2,789	64	2%	2,853
MEDICAL CENTER OF TRINITY CLINICAL LABORATORY		2,323	418	15%	2,741
NORTHSIDE HOSPITAL AND HEART INSTITUTE		2,345	395	14%	2,740
LAKE CITY MEDICAL CENTER		2,016	632	24%	2,648
MORTON PLANT-MEASE		2,436	198	8%	2,634
OCALA REGIONAL MEDICAL CENTER		2,319	299	11%	2,618
ST JOSEPHS NORTH HOSPITAL LAB		2,292	289	11%	2,581
BAPTIST MEDICAL CENTER - BEACHES		2,364	162	6%	2,526
IMPERIAL POINT MEDICAL CENTER		2,247	251	10%	2,498
GULF COAST MEDICAL CENTER LAB		1,914	531	22%	2,445
DR. P. PHILLIPS HOSPITAL		2,369	68	3%	2,437
CENTRAL FLORIDA REGIONAL HOSPITAL		2,070	344	14%	2,414
LAKEWOOD RANCH MEDICAL CENTER		2,164	240	10%	2,404
QUEST DIAGNOSTICS	3	2,090	306	13%	2,399
ST LUCIE MEDICAL CENTER		1,844	457	20%	2,301
SOUTH FLORIDA BAPTIST HOSPITAL MICRO	1	1,869	354	16%	2,224
POINCIANA MEDICAL CENTER		1,572	620	28%	2,192
BIOCERNA LABS	119	1,505	567	26%	2,191
MEDCOMP SCIENCES LLC	27	1,291	865	40%	2,183
WESTCHESTER HOSPITAL	14	1,751	380	18%	2,145
INFORM DIAGNOSTICS, INC		2,023	116	5%	2,139
VISTA CLINICAL		1,152	967	46%	2,119
SOUTH LAKE HOSPITAL		2,032	80	4%	2,112
LEON MEDICAL CENTERS LLC		1,558	489	24%	2,047
BAPTIST MEDICAL CENTER - NASSAU		1,930	101	5%	2,031
UNIVERSITY HOSPITAL AND MEDICAL CENTER		1,444	535	27%	1,979
FLORIDA HOSPITAL NORTH PINELLAS	5	1,811	150	8%	1,966
EXACT SCIENCES LABORATORIES		1,785	178	9%	1,963
PHYSICIANS REGIONAL MEDICAL CENTER - PINE RIDGE RD		1,582	370	19%	1,952
BOSTON HEART DIAGNOSTICS CORP		1,684	256	13%	1,940
WEST MARION COMMUINITY HOSPITAL LAB		1,726	199	10%	1,925
WEST PALM HOSPITAL LAB		1,604	289	15%	1,893
UHEALTH CORAL GABLES/LENNAR MED CTR		1,751	90	5%	1,841
SOUTH SEMINOLE HOSPITAL LABORATORY		1,752	76	4%	1,828
ST PETERSBURG GENERAL HOSPITAL		1,306	467	26%	1,773
MEMORIAL HOSPITAL- MIRAMAR	10	1,617	140	8%	1,767
ALL CHILDREN'S HOSPITAL LAB		1,590	148	9%	1,738
QUEST DIAGNOSTICS - ATLANTA	1	1,515	221	13%	1,737
MEMORIAL HOSPITAL MICRO		1,528	201	12%	1,729
QUEST DIAGNOSTICS LENEXA	12	1,527	135	8%	1,674
MEASE DUNEDIN HOSPITAL	4	1,483	162	10%	1,649
CITRUS MEMORIAL HOSPITAL LABORATORY		1,546	84	5%	1,630

# COVID-19: testing by laboratory

Data through Aug 7, 2020 verified as of Aug 8, 2020 at 09:25 AM

Data in this report are provisional and subject to change.

The numbers in the table below represent the number for whom test results were received by the Department of Health. A person can be tested by more than one laboratory and can have both positive and negative results. **Therefore, the sum of the numbers in each column will be larger than the total number of people tested.**

Reporting lab	Inconclusive	Negative	Positive	Percent positive	Total
BAPTIST NORTH EMERGENCY CENTER		1,165	450	28%	<b>1,615</b>
HIALEAH HOSPITAL	4	1,215	393	24%	<b>1,612</b>
FLORIDA HOSPITAL FISH MEMORIAL		1,323	272	17%	<b>1,595</b>
FORT WALTON BEACH MEDICAL CENTER		1,360	221	14%	<b>1,581</b>
FULGENT DIAGNOSTICS	57	1,389	130	8%	<b>1,576</b>
LEE HEALTH COCONUT POINT CLINICAL LAB	1	1,240	303	20%	<b>1,544</b>
OPTEO LABORATORY		1,505	29	2%	<b>1,534</b>
OVIEDO MEDICAL CENTER		1,280	247	16%	<b>1,527</b>
MEMORIAL HOSPITAL PEMBROKE	3	1,316	185	12%	<b>1,504</b>
ADVENTHEALTH OCALA LABORATORY		1,264	211	14%	<b>1,475</b>
NIGHT LITE PEDIATRICS		1,077	370	26%	<b>1,447</b>
DOCTORS HOSPITAL OF SARASOTA CLINICAL LABORATORY		1,276	153	11%	<b>1,429</b>
CLEVELAND CLINIC TRADITION HOSPITAL		1,238	167	12%	<b>1,405</b>
PALMS OF PASADENA HOSPITAL		1,188	212	15%	<b>1,400</b>
ANNE BATES LEACH EYE HOSPITAL/ ABLEH MICROBIOLOGY LABORATORY		1,318	35	3%	<b>1,353</b>
RAULERSON HOSPITAL		1,116	232	17%	<b>1,348</b>
ST VINCENT'S MEDICAL CENTER - SOUTHSIDE		1,307	26	2%	<b>1,333</b>
LOWER KEYS MEDICAL CENTER		1,146	116	9%	<b>1,262</b>
AMERICAN HEALTH ASSOCIATES	5	554	692	55%	<b>1,251</b>
CLEVELAND CLINIC MARTIN NORTH HOSPITAL		1,078	168	13%	<b>1,246</b>
PUTNAM COMMUNITY MEDICAL CENTER		1,058	176	14%	<b>1,234</b>
ACCESS MEDICAL LABORATORIES		558	673	55%	<b>1,231</b>
SOUTH BAY HOSPITAL MICRO		1,025	206	17%	<b>1,231</b>
CLINICORE		1,112	91	8%	<b>1,203</b>
WALGREEN CO	1	1,018	159	13%	<b>1,178</b>
BARTOW REGIONAL MEDICAL CENTER	1	1,002	172	15%	<b>1,175</b>
PHYSICIANS REGIONAL MEDICAL CENTER - COLLIER BLVD	1	881	277	24%	<b>1,159</b>
P4 CLINICAL, LLC	15	962	165	14%	<b>1,142</b>
BETHESDA HOSPITAL WEST		1,014	125	11%	<b>1,139</b>
QUEST DIAGNOSTICS - MIRAMAR	6	312	811	72%	<b>1,129</b>
BMCT Molecular Diagnostics Subsection		882	218	20%	<b>1,100</b>
TWIN CITIES HOSPITAL		997	96	9%	<b>1,093</b>
NONA SCIENTIFIC	1	898	162	15%	<b>1,061</b>
SYNERGY LABORATORIES	2	977	69	7%	<b>1,048</b>
HEALTHQUEST ESOTERICS		494	504	51%	<b>998</b>
LMHS		901	75	8%	<b>976</b>
VIKOR SCIENTIFIC	2	604	369	38%	<b>975</b>
HIGHLANDS REGIONAL MEDICAL CENTER		816	157	16%	<b>973</b>
LAKE SIDE MEDICAL CENTER		648	315	33%	<b>963</b>
ORLANDO VA MEDICAL CENTER		853	104	11%	<b>957</b>
GULF BREEZE HOSPITAL LAB	1	796	120	13%	<b>917</b>
SACRED HEART-EMERALD COAST		750	154	17%	<b>904</b>
PWN HEALTH	4	578	248	30%	<b>830</b>
FLORIDA HOSPITAL ORLANDO		745	73	9%	<b>818</b>
ENGLEWOOD COMMUNITY HOSPITAL		734	65	8%	<b>799</b>
ST VINCENTS CLAY COUNTY		775	23	3%	<b>798</b>
BAPTIST EMERGENCY CENTER OAKLEAF		640	144	18%	<b>784</b>

# COVID-19: testing by laboratory

Data through Aug 7, 2020 verified as of Aug 8, 2020 at 09:25 AM

Data in this report are provisional and subject to change.

The numbers in the table below represent the number for whom test results were received by the Department of Health. A person can be tested by more than one laboratory and can have both positive and negative results. **Therefore, the sum of the numbers in each column will be larger than the total number of people tested.**

Reporting lab	Inconclusive	Negative	Positive	Percent positive	Total
ACCESSDX	6	405	363	47%	774
QUEST DIAGNOSTICS WOOD DALE	2	701	64	8%	767
UNIVERSITY OF MIAMI HOSPITAL & CLINICS	1	687	52	7%	740
AVENTUS BIOLABS	1	382	337	47%	720
MARINERS HOSPITAL		611	89	13%	700
CAPSTONE HEALTHCARE		438	232	35%	670
BAPTIST HEALTH EMERGENCY CENTER COUNTRY WALK		536	125	19%	661
PATHNOSTICS		73	572	89%	645
BAPTIST EMERGENCY CENTER CLAY		553	92	14%	645
AVECINA MEDICAL OAKLEAF		370	254	41%	624
JACKSON HOSPITAL CLINICAL LABORATORY		529	84	14%	613
UHEALTH DEERFIELD BEACH/UMSYLVESTER DEERFIELD BEACH LABORATORY	2	579	30	5%	611
PATIENTS FIRST - MAHAN DRIVE		164	427	72%	591
NONE		281	307	52%	588
PATIENTS CHOICE LABORATORIES		178	397	69%	575
NCH HEALTHCARE SYSTEM MICROBIOLOGY LAB		1	551	100%	552
VAMC ORLANDO		296	253	46%	549
ADVANCE MEDICAL OF NAPLES			546	100%	546
LAB24 INC	1		528	100%	529
LABCORP RTP	1	50	472	90%	523
BARDMOOR LABORATORY	1	452	67	13%	520
EGLIN AIRFORCE BASE LAB		478	39	8%	517
LEE MEMORIAL HOSPITAL LAB			495	100%	495
TAMPA COMMUNITY HOSPITAL		325	162	33%	487
QUEST DIAGNOSTICS - IRVING	9	294	176	37%	479
AVERO DIAGNOSTICS - IRVING		397	68	15%	465
QUEST	3	90	364	80%	457
NCH NORTHEAST		291	158	35%	449
PANCARE OF FLORIDA, INC			439	100%	439
DESOTO MEMORIAL HOSPITAL CLINICAL LABORATORY	3	331	100	23%	434
SOUTHEAST ALABAMA MEDICAL CENT		389	42	10%	431
ASSURANCE SCIENTIFIC LABORATORIES		332	99	23%	431
LUMINUS DIAGNOSTICS		295	124	30%	419
MINUTECLINIC LLC #3703		342	49	13%	391
NEW YORK STATE ELR - NORTH SHORE LONG ISLAND JEWISH HEALTH		364	23	6%	387
ORLANDO VETERANS AFFAIRS MEDICAL CENTER		112	265	70%	377
QUEST DIAGNOSTICS NICHOLS INSTITUTE	5	351	17	5%	373
NEW YORK STATE ELR - NYU HOSPITALS CENTER CLINICAL LABORATORIES		350	12	3%	362
PHYSICIANS STAT LAB		134	224	63%	358
INFORM DIAGNOSTICS		349	2	1%	351
LABCORP	1	78	272	77%	351
CLARITY LABS		294	49	14%	343
HOLY CROSS HOSPITAL LABORATORY			342	100%	342
MEMORIAL PEMBROKE 24/7 CARE CENTER		251	90	26%	341
NEW YORK STATE ELR - LENCO MEDICAL LABORATORY		322	13	4%	335
MARTIN MEMORIAL LABORATORY AT ST LUCIE WEST		275	46	14%	321
DYNIX DIAGNOSTICS		187	132	41%	319

# COVID-19: testing by laboratory

Data through Aug 7, 2020 verified as of Aug 8, 2020 at 09:25 AM

Data in this report are provisional and subject to change.

The numbers in the table below represent the number for whom test results were received by the Department of Health. A person can be tested by more than one laboratory and can have both positive and negative results. **Therefore, the sum of the numbers in each column will be larger than the total number of people tested.**

Reporting lab	Inconclusive	Negative	Positive	Percent positive	Total
DAVITA LABS		290	26	8%	316
UNITED CLINICAL LABORATORY LLC		2	313	99%	315
UAB HIGHLANDS LABORATORY		306	3	1%	309
NEW YORK STATE ELR - DEPARTMENT OF CLINICAL LABS		301	5	2%	306
LAB CORP	1	120	177	59%	298
ECCOLAB GROUP	1	75	220	74%	296
NORTH FLORIDA PEDIATRICS-TALLAHASSEE		269	24	8%	293
FLORIDA LABORATORY ANALYSIS		98	179	65%	277
AVECINA MEDICAL SOUTHSIDE		153	117	43%	270
JAY HOSPITAL CLINICAL LABORATORY		203	61	23%	264
MEDARBOR DIAGNOSTICS		1	261	100%	262
ATLANTIS URGENT CARE		237	14	6%	251
NITE LITE PEDIATRICS		163	85	34%	248
GENESIS REFERENCE LABORATORIES		1	243	100%	244
FLO-MEDILAB SERVICES		80	156	66%	236
THERADOC		150	83	36%	233
NCF DIAGNOSTICS & DNA TECHNOLOGIES	10	14	205	90%	229
CORE DIAGNOSTIC LABORATORIES LLC		174	55	24%	229
TALLAHASSEE PRIMARY CARE ASSOCIATES		219	9	4%	228
EXPRESS GENE MOLECULAR DIAGNOSTIC LABORATORY		2	223	99%	225
ASCEND CLINICAL		215	4	2%	219
BAPTIST MD ANDERSON CANCER CENTER		215			215
LABCORP TAMPA	1	22	190	89%	213
MEDSCAN LABORATORY INC		136	76	36%	212
BIOCERNA LLC	8	153	49	23%	210
SMA SPECIALITY MEDICAL LAB		61	144	70%	205
TENNESSEE DOH - NASHVILLE	2	183	19	9%	204
SUNRISE MEDICAL LABORATORIES		151	52	26%	203
VAMC WEST PALM LAB		5	195	98%	200
HENDRY REGIONAL MEDICAL CENTER		2	196	99%	198
AVECINA MEDICAL JULINGTON		95	102	52%	197
ADVENTHEALTH LAB			197	100%	197
FLAGLER HOSPITAL	4	17	174	89%	195
HOLMES REGIONAL MEDICAL CENTER		3	191	98%	194
ST CLOUD REGIONAL MEDICAL CENTER		126	66	34%	192
UNKNOWN		13	175	93%	188
SANFORD REFERENCE LAB		179	5	3%	184
VETERANS AFFAIRS MEDICAL CENTER LAB		2	178	99%	180
PATHGROUP LABS LLC		90	89	50%	179
NEW YORK STATE ELR - NEW YORK PRESBYTERIAN HOSPITAL CUMC CLINICAL		162	13	7%	175
HOLIDAY CVS LLC DBA CVS PHARMACY #5154		163	5	3%	168
TEMPUS CLINICAL LABORATORY		144	23	14%	167
GENESIS MEDICAL LABORATORY MIAMI FL.		78	86	52%	164
NCH HEALTHCARE BONITA		107	57	35%	164
ASSOCIATED PATHOLOGISTS, LLC		121	42	26%	163
NEW YORK STATE ELR - MOUNT SINAI LABORATORY		154	8	5%	162
HOLIDAY CVS LLC		160	2	1%	162

# COVID-19: testing by laboratory

Data through Aug 7, 2020 verified as of Aug 8, 2020 at 09:25 AM

Data in this report are provisional and subject to change.

The numbers in the table below represent the number for whom test results were received by the Department of Health. A person can be tested by more than one laboratory and can have both positive and negative results. **Therefore, the sum of the numbers in each column will be larger than the total number of people tested.**

Reporting lab	Inconclusive	Negative	Positive	Percent positive	Total
BAY PINES VAMC CLINICAL LABORATORY		4	158	98%	<b>162</b>
NEW YORK STATE ELR - NEW YORK HOSPITAL LABORATORIES	1	152	6	4%	<b>159</b>
LABTECH DIAGNOSTIC		87	69	44%	<b>156</b>
QUALITOX LABORATORIES		96	56	37%	<b>152</b>
MAVERICK LABS		54	96	64%	<b>150</b>
FLORIDA HOSPITAL WAUCHULA		79	70	47%	<b>149</b>
FLORIDA WOMAN CARE LABORATORY LLC		129	20	13%	<b>149</b>
JAMES A. HALEY VETERANS MICRO LAB			149	100%	<b>149</b>
GESSLER CLINIC			144	100%	<b>144</b>
CENTRA CARE		21	122	85%	<b>143</b>
PHAROS HEALTH		69	74	52%	<b>143</b>
UAB UNIVERSITY OF ALABAMA HOSPITAL LAB		136	6	4%	<b>142</b>
WUESTHOFF REF LABORATORY			141	100%	<b>141</b>
BUREAU OF CLINICAL LABORATORIES		119	22	16%	<b>141</b>
NEO GENOMICS - FORT MYERS	1	134	4	3%	<b>139</b>
SANTA ROSA MEDICAL CENTER		1	138	99%	<b>139</b>
MOLECULAR INFECTIOUS DISEASES		134	4	3%	<b>138</b>
PREMIER MEDICAL LABORATORY SERVICES		1	137	99%	<b>138</b>
C.W. BILL YOUNG VA MEDICAL CENTER		4	133	97%	<b>137</b>
ACUTIS DIAGNOSTICS	1	107	23	18%	<b>131</b>
INTEGRATED REGIONAL LABORATORIES		119	12	9%	<b>131</b>
EUROFINS NTD, LLC		107	23	18%	<b>130</b>
MEMPHIS PATHOLOGY LABORATORY	1	124	5	4%	<b>130</b>
BMHSI-AEL MICROBIOLOGY LABORATORY	2	102	24	19%	<b>128</b>
ARCPOINT LABS - FORT MYERS		76	48	39%	<b>124</b>
LEHIGH REGIONAL MEDICAL CENTER LAB		106	15	12%	<b>121</b>
ASAP LAB LLC		90	31	26%	<b>121</b>
AMERICAN PATHOLOGY PARTNERS		117	1	1%	<b>118</b>
NEW YORK STATE ELR - ENZO CLINICAL LABS INC		117	1	1%	<b>118</b>
VAMC BAY PINES		1	114	99%	<b>115</b>
PALM BEACH COUNTY HEALTH DEPT LAB		113	2	2%	<b>115</b>
MICROGEN DX		2	111	98%	<b>113</b>
ALLIED HEALTH FORT PIERCE		112			<b>112</b>
LEON MEDICAL CENTER		7	102	94%	<b>109</b>
UR MEDICINE LABS- CENTRAL LABORATORY		106	2	2%	<b>108</b>
MEDICAL DIAGNOSTICS LABORATORIES,INC		17	90	84%	<b>107</b>
MILLENNIUM LAB SERVICES			106	100%	<b>106</b>
ST JUDE CHILDREN'S RESEARCH HOSPITAL		95	11	10%	<b>106</b>
BAYA URGENT CARE			105	100%	<b>105</b>
ROSEN MEDICAL CENTER		93	12	11%	<b>105</b>
FLORIDA HOSPITAL HEARTLAND MED CTR LAKE PLACID		73	31	30%	<b>104</b>
SPARROW HEALTHCARE	2	1	100	97%	<b>103</b>
AMELIA URGENT CARE		5	93	95%	<b>98</b>
ARCPOINT LABS OF WEST PALM BEACH			98	100%	<b>98</b>
STEWART REFERENCE LABORATORY			97	100%	<b>97</b>
BAPTIST HEALTH SOUTH FLORIDA		4	90	96%	<b>94</b>
DIAGNOSTIC SOLUTIONS		3	90	97%	<b>93</b>

# COVID-19: testing by laboratory

Data through Aug 7, 2020 verified as of Aug 8, 2020 at 09:25 AM

Data in this report are provisional and subject to change.

The numbers in the table below represent the number for whom test results were received by the Department of Health. A person can be tested by more than one laboratory and can have both positive and negative results. **Therefore, the sum of the numbers in each column will be larger than the total number of people tested.**

Reporting lab	Inconclusive	Negative	Positive	Percent positive	Total
IRL MARKET LAB ALACHUA		61	31	34%	92
USAFSAM/PHE		23	69	75%	92
MACDILL AFB HOSPITAL		79	10	11%	89
SACRED HEART HOSPITAL ON THE GULF		43	46	52%	89
CENTRACARE		1	87	99%	88
FLORIDA COMMUNITY HEALTH CENTERS INC			87	100%	87
GENETWORKX		15	72	83%	87
MARTIN MEMORIAL MEDICAL CENTER LAB		12	74	86%	86
ADVENT HEALTH -TAMPA		66	20	23%	86
TOM LEE COMMUNITY HEALTH CENTER		3	77	96%	80
VAMC LAKE CITY		51	29	36%	80
ADVENTHEALTH CENTRA CARE OVIEDO		22	56	72%	78
GARCIA CLINICAL LABORATORY		1	77	99%	78
HEALTH FIRST-HOLMES REGIONAL			78	100%	78
FAST TRACK URGENT CARE CENTER			75	100%	75
AVERO DIAGNOSTICS		51	23	31%	74
PRIVA PATH LABS			73	100%	73
MID-FLORIDA PATHOLOGY		50	23	32%	73
MAYO CLINIC LABS - ROCHESTER MAIN CAMPUS		71	1	1%	72
PACIFIC ANALYTICS			71	100%	71
CENTRAL FLORIDA HEALTH CARE		46	23	33%	69
Highlands Regional Hospital		63	6	9%	69
VA MEDICAL CENTER		7	61	90%	68
HOLY CROSS HOSPITAL		1	67	99%	68
DYNAMIC MEDICAL USA			67	100%	67
QPS, LLC		66	1	1%	67
AEL- MEMPHIS		17	50	75%	67
VAMC GAINESVILLE		2	64	97%	66
HOSPITAL FOR SPECIAL SURGERY		65	1	2%	66
BAYCARE HEALTH SYSTEM		1	62	98%	63
DAVITA LABORATORY SERVICES		48	14	23%	62
BAYFRONT HEALTH BROOKSVILLE			61	100%	61
REFUAH HEALTH CENTER LABORATORY		59			59
AMELIA EXPRESS CARE		2	57	97%	59
ADVENT HEALTH CENTRA CARE: WATERFORD LAKES		23	35	60%	58
FINLAY CLINICAL LABORATORY		24	34	59%	58
HOLIDAY CVS LLC DBA CVS PHARMACY #5155		58			58
MORTON PLANT HOSPITAL/LAB		1	56	98%	57
GENE BY GENE			56	100%	56
NAVY HOSPITAL			55	100%	55
NEW YORK STATE ELR - WADSWORTH HEALTH CENTER		52	3	5%	55
BROWARD HEALTH MEDICAL CENTER		1	53	98%	54
FLORIDA CLINICAL LABORATORY-BIOREFERENCE LABORATORIES		10	43	81%	53
EMERGENCY PHYSICIANS MEDICAL CENTER			52	100%	52
USA HEALTH UNIVERSITY HOSPITAL CLINICAL LABORATORY		51	1	2%	52
SARASOTA CO. HEALTH DEPT # 58		40	11	22%	51
MORTON PLANT HOSPITAL			51	100%	51

# COVID-19: testing by laboratory

Data through Aug 7, 2020 verified as of Aug 8, 2020 at 09:25 AM

Data in this report are provisional and subject to change.

The numbers in the table below represent the number for whom test results were received by the Department of Health. A person can be tested by more than one laboratory and can have both positive and negative results. **Therefore, the sum of the numbers in each column will be larger than the total number of people tested.**

Reporting lab	Inconclusive	Negative	Positive	Percent positive	Total
FISHERMENS HOSPITAL CLINICAL LAB		48	2	4%	50
NEW YORK STATE ELR - EMPIRECITY LABORATORIES		42	8	16%	50
OPTUM LABS LLC		2	47	96%	49
ARTHREX MEDICAL CENTER		28	21	43%	49
NIGHT LITE PEDIATRICS URGENT CARE		20	29	59%	49
INTEGRITY LABORATORIES			49	100%	49
BAYCARE LAB		1	48	98%	49
CLINICAL REFERENCE LABORATORY		45	4	8%	49
MILLENIUM PHYSICIANS GROUP			49	100%	49
P4 DIAGNOSTIX LABORATORY NETWORK		1	48	98%	49
HURLBURT FIELD CLINIC		23	24	51%	47
SHORELINE PHYSICIAN GROUP			47	100%	47
AMERICAN RESEARCH LABS		1	46	98%	47
SOLARIS DIAGNOSTICS		2	44	96%	46
VHA PUBLIC HEALTH REFERENCE LABORATORY- PALO ALTO		27	19	41%	46
H LEE MOFFITT CANCER CENTER MICRO		46			46
PROVIDENCE HOSPITAL LABORATORY		43	2	4%	45
HEALTHLINK DIAGNOSTIC LABORATORIES		1	44	98%	45
ADVENT HEALTH CENTRA CARE LONGWOOD		1	44	98%	45
LABCORP BIRMINGHAM	1	4	39	89%	44
ALLSOUTH URGENT CARE			44	100%	44
325TH MEDICAL GROUP			44	100%	44
QUEST TAMPA (NEW YORK ELR)		34	10	23%	44
NAVAL HOSPITAL - JACKSONVILLE		1	42	98%	43
QUEST DIAGNOSTICS-N ST PETERSBURG-5TH			43	100%	43
ACCU REFERENCE MEDICAL LAB			43	100%	43
FULGENT GENETICS	1	21	20	48%	42
LAB CORP TAMPA			42	100%	42
NEW YORK STATE ELR - MONTEFIORE MEDICAL CENTER LABORATORIES - MOSES		34	7	17%	41
GULF COAST MOLECULAR LABORATORIES		13	28	68%	41
BAYFRONT HEALTH ER PINELLAS PARK		18	23	56%	41
FLORIDA HOSPITAL NEW SMYRNA		4	37	90%	41
SEBASTIAN RIVER MEDICAL CENTER		11	29	73%	40
MIAMI VA HEALTHCARE SYSTEM			40	100%	40
EAST MANATEE FAMILY	1		39	98%	40
RCA LABORATORY SERVICES, LLC		10	30	75%	40
DEPARTMENT OF VETERANS AFFAIRS JAMES A. HALEY VETERANS HOSPITAL			40	100%	40
DOCTOR'S MEMORIAL HOSPITAL		2	38	95%	40
AVELLINO LAB USA, INC		37	2	5%	39
EGLIN REGIONAL MEDICAL CENTER		4	35	90%	39
NEW YORK STATE ELR - KALEIDA HEALTH CENTER FOR LABORATORY		35	4	10%	39
STAGEZERO LIFE SCIENCES INC		34	5	13%	39
LAB CORP RTP	1	2	33	92%	36
FAST TRACK URGENT CARE CENTER - CARROLLWOOD			36	100%	36
NEW PLANT CITY FAMILY CARE		13	23	64%	36
CAREMOUNT MEDICAL - PATHOLOGY		36			36
IRL		4	31	89%	35

# COVID-19: testing by laboratory

Data through Aug 7, 2020 verified as of Aug 8, 2020 at 09:25 AM

Data in this report are provisional and subject to change.

The numbers in the table below represent the number for whom test results were received by the Department of Health. A person can be tested by more than one laboratory and can have both positive and negative results. **Therefore, the sum of the numbers in each column will be larger than the total number of people tested.**

Reporting lab	Inconclusive	Negative	Positive	Percent positive	Total
ST. CLOUD MEDICAL GROUP		35			35
JEFFERY WEINZWEIG			34	100%	34
NEW YORK STATE ELR - QUEST DIAGNOSTICS NICHOLS		32	2	6%	34
GENPATH			34	100%	34
FAWCETT MEMORIAL HOSPITAL-LAB		1	32	97%	33
SCIONLAB SERVICES LLC		28	5	15%	33
Quest Diag Unspecifd		8	25	76%	33
UNKNOWN - BAD FACILITY CODE		2	31	94%	33
US BIOTEK LABORATORIES			33	100%	33
DESOTO MEMORIAL HOSPITAL LAB			33	100%	33
HEALTH FIRST-PALM BAY			32	100%	32
MEDICAL DIAGNOSTIC LAB		1	31	97%	32
EXPERTUS LABORATORIES INC		11	21	66%	32
EXACT SCIENCES LABORATORIES, LLC		9	23	72%	32
ST VINCENT'S BIRMINGHAM LABORATORY		31			31
ST. MARYS MEDICAL CENTER		1	30	97%	31
QUEST DIAGNOSTICS-VERO BEACH-37TH ST		31			31
NEW YORK STATE ELR - WHITE PLAINS HOSPITAL CENTER LAB		31			31
SMA SPECIALTY MEDICAL LAB		1	30	97%	31
LABORATORY SPECIALISTS OF MICHIGAN			30	100%	30
CAPITAL REGIONAL MEDICAL CENTER		1	29	97%	30
MOBILE INFIRMARY MED CENTER PATH LAB		28	2	7%	30
NXGEN MDX		18	12	40%	30
CLINICAL RESEARCH SEQUENCING PLATFORM			30	100%	30
NEW YORK STATE ELR - NEWYORK-PRESBYTERIAN/QUEENS DIAGNOSTIC		28	1	3%	29
TRADITION MEDICAL CENTER LABORATORY		9	20	69%	29
LABORATORY CORP OF AMERICA	1	9	19	66%	29
P4CLINICAL	3	2	24	83%	29
DICKERT		26	3	10%	29
HUNTSVILLE HOSPITAL LABORATORY		22	7	24%	29
FINLAY CLINICAL LABORATORY INC		26	3	10%	29
BLOCK, NATION, CHASE, AND SMOLEN FAMILY MEDICINE		17	11	39%	28
QUEST DIAGNOSTICS NICHOLS INSTITUTE- LPP		3	25	89%	28
QUEST DIAGNOSTIC INC	1	3	24	86%	28
LABFIRST - DEPARTMENT OF PATHOLOGY		26	1	4%	27
LAB PLUS, LLC AT SAINT THOMAS WEST HOSPITAL		19	8	30%	27
INTERLAB		1	25	96%	26
CDC		17	9	35%	26
SANFORD LABORATORIES		24	2	8%	26
SUNCOAST LABS			26	100%	26
NEXT MOLECULAR ANALYTICS		1	25	96%	26
QDX PATHOLOGY SERVICES		15	10	40%	25
ADVENT HEALTH CENTRA CARE		4	21	84%	25
NORTH FLORIDA PEDIATRICS-LAKE CITY			25	100%	25
MY CLINICAL LAB			25	100%	25
DOH-WEST PALM BEACH BRANCH LABORATORY			25	100%	25
CAPE CANAVERAL HOSPITAL			25	100%	25

# COVID-19: testing by laboratory

Data through Aug 7, 2020 verified as of Aug 8, 2020 at 09:25 AM

Data in this report are provisional and subject to change.

The numbers in the table below represent the number for whom test results were received by the Department of Health. A person can be tested by more than one laboratory and can have both positive and negative results. **Therefore, the sum of the numbers in each column will be larger than the total number of people tested.**

Reporting lab	Inconclusive	Negative	Positive	Percent positive	Total
GENESIS LABORATORY MANAGEMENT		1	24	96%	25
ADVENTHEALTH CENTRA CARE SANFORD		6	19	76%	25
CHILDREN'S HOSPITAL OF ALABAMA		24			24
NEW YORK STATE ELR - CATHOLIC HEALTH SYSTEM DEPT LABORATORY		24			24
GRAVITY DIAGNOSTICS		14	10	42%	24
RDX BIOSCIENCE,			24	100%	24
ST. ANTHONY'S HOSPITAL			24	100%	24
NEW YORK STATE ELR - STONY BROOK UNIVERSITY MEDICAL CENTER		21	3	13%	24
BAYFRONT		21	3	13%	24
ASSOCIATED CLINICAL LABORATORIES		23	1	4%	24
QUEST DIAGNOSTICS INC.			24	100%	24
FLORIDA MEDICAL CLINIC		1	22	96%	23
LABORATORY DYNAMICS		20	3	13%	23
CITRUS MEMORIAL HEALTH SYSTEM LAB		2	21	91%	23
KENDALL REGIONAL MEDICAL CENTER LAB	1		22	96%	23
NORTH FLORIDA/SOUTH GEORGA VETERANS HEALTH SYSTEM			23	100%	23
PRIDE DIAGNOSTICS		20	3	13%	23
AURORA DIAGNOSTICS BERNHARDT LABORATORIES PATHOLOGY SERVICE		22			22
LABCORP OF AMERICA		8	14	64%	22
UNIVERSITY HEALTH SYSTEM INC		19	3	14%	22
PALM BAY HOSPITAL		1	21	95%	22
PENNSYLVANIA DEPT OF HEALTH		19	3	14%	22
CAYUGA MEDICAL CENTER AT ITHACA		19	3	14%	22
THE CENTER FOR URGENT CARE		3	18	86%	21
LAB			21	100%	21
GRAVITY DIAGNOSTICS, LLC		8	13	62%	21
CENTRA CARE – WATERFORD LAKES		2	19	90%	21
POPLAR HEALTHCARE PLLC	1	10	10	48%	21
NEW YORK STATE ELR - UNIVERSITY HOSPITAL, STONY BROOK SOUTHAMPTON		21			21
PATRICK AIR FORCE BASE		1	20	95%	21
SMA LAB		4	16	80%	20
MIAMI BEACH COMMUNITY HEALTH CENTER			20	100%	20
ST. CLOUD HOSPITAL		20			20
APP-UNIPATH, LLC		19	1	5%	20
ASSOCIATED PATHOLOGISTS		16	4	20%	20
BROWARD HEALTH CORAL SPRINGS EPIDEMIOLOGY DEPT			20	100%	20
ADVENT HEALTH FISH MEMORIAL		2	17	89%	19
ARCPOINT LABS OF TAMPA		1	18	95%	19
VA		15	4	21%	19
AMMON LABS		10	9	47%	19
INTEGRATED REGIONAL LABORATORIES - LARGO			19	100%	19
MAYO CLINIC LABS - ROCHESTER SUPERIOR DRIVE		2	17	89%	19
MED HEALTH SERVICES		18	1	5%	19
INTERCOASTAL MEDICAL GROUP			18	100%	18
DIAGNOSTIC LABORATORY OF OKLAHOMA		18			18
WUESTHOFF MEMORIAL HOSPITAL			18	100%	18
LECONTE MEDICAL CENTER LAB		14	4	22%	18

# COVID-19: testing by laboratory

Data through Aug 7, 2020 verified as of Aug 8, 2020 at 09:25 AM

Data in this report are provisional and subject to change.

The numbers in the table below represent the number for whom test results were received by the Department of Health. A person can be tested by more than one laboratory and can have both positive and negative results. **Therefore, the sum of the numbers in each column will be larger than the total number of people tested.**

Reporting lab	Inconclusive	Negative	Positive	Percent positive	Total
PALO ALTO VA MEDICAL CENTER		1	17	94%	18
VAMC			18	100%	18
FIRST CHOICE URGENT CARE			18	100%	18
NEW YORK STATE ELR - WESTCHESTER MEDICAL CENTER		18			18
CBS LABORATORY		1	17	94%	18
VIERA HOSPITAL			18	100%	18
BAY MEDICAL CENTER SACRED HEART HEALTH SYSTEM		3	15	83%	18
STONE WASH CLINICAL LABORATORIES		2	16	89%	18
ST FRANCIS HOSPITAL		14	3	18%	17
NEW YORK STATE ELR - QUEST DIAGNOSTICS INCORPORATED		14	3	18%	17
PARRISH MEDICAL CENTER		1	16	94%	17
DOCTORS MEMORIAL HOSPITAL		8	9	53%	17
NEW YORK STATE ELR - BROOKDALE UNIVERSITY HOSPITAL		16	1	6%	17
WATSON CLINIC LLP SOUTH			17	100%	17
CLEVELAND CLINIC FOUNDATION		9	8	47%	17
GENESIS DIAGNOSTICS			16	100%	16
WUESTHOFF MEDICAL CENTER-MELBOURNE			16	100%	16
VENICE REGIONAL MEDICAL LAB SERVICES			16	100%	16
LIFEBRITE	1		15	94%	16
SEVEN RIVERS REGIONAL MEDICAL CENTER		4	12	75%	16
MADISON CORE LABORATORIES		15	1	6%	16
CURATIVE LABS			16	100%	16
TGH		1	15	94%	16
MOLECULAR TESTING LABS			16	100%	16
DIATHERIX		13	2	13%	15
CENTRA CARE CONWAY			15	100%	15
QUESTDIAGNOSTICS INCORPORATED		1	14	93%	15
IPSUM DIAGNOSTICS			15	100%	15
FLORIDA DEPARTMENT OF HEALTH		10	5	33%	15
NORTH SHORE UNIVERSITY HOSPITAL LABORATORY		14	1	7%	15
NEW YORK STATE ELR - WILSON MEMORIAL REGIONAL MEDICAL CENTER		14	1	7%	15
NEW YORK STATE ELR - ROCHESTER GENERAL HOSPITAL LABORATORY		14	1	7%	15
LABCORP INC		2	13	87%	15
JACKSON HEALTH SYSTEM			15	100%	15
QUEST DIAGNOSTICS NICHOLS INSTITUTE - SJC (LPP)		10	5	33%	15
QUEST DIAGNOSTICS INCORPORATED			15	100%	15
NEW YORK STATE ELR - LENOX HILL HOSPITAL		13	2	13%	15
SUNTREE INTERNAL MEDICINE		14			14
OUT OF STATE		14			14
MILLENNIUM PHYSICIAN GROUP LCC			14	100%	14
BIOREFERENCE LABORATORIES		1	13	93%	14
PARK WEST MEDICAL CENTER		13	1	7%	14
HEALTH FIRST CAPE CANAVERAL HOSPITAL			14	100%	14
HEALTH CENTRAL HOSPITAL			14	100%	14
WHITE WILSON MEDICAL CENTER CLINIC			14	100%	14
GOLDEN GATE FAMILY CLINIC			14	100%	14
TIDE LABORATORIES		4	10	71%	14

# COVID-19: testing by laboratory

Data through Aug 7, 2020 verified as of Aug 8, 2020 at 09:25 AM

Data in this report are provisional and subject to change.

The numbers in the table below represent the number for whom test results were received by the Department of Health. A person can be tested by more than one laboratory and can have both positive and negative results. **Therefore, the sum of the numbers in each column will be larger than the total number of people tested.**

Reporting lab	Inconclusive	Negative	Positive	Percent positive	Total
LABSTAT		1	12	92%	13
SOUTHEAST FAMILY HEALTHCARE CENTER			13	100%	13
SUNQUEST		2	11	85%	13
MEDCOMP SCIENCES			13	100%	13
NEW YORK STATE ELR - BRONX LEBANON HOSPITAL-MEDICAL CENTER		12	1	8%	13
NORTH OKALOOSA MEDICAL CENTER			13	100%	13
XERA MED RESEARCH			13	100%	13
BAPTIST SOUTH MEDICAL CENTER		2	11	85%	13
ORLANDO HEALTH		2	11	85%	13
NEW YORK STATE ELR - ERIE COUNTY MEDICAL CTR CLINICAL LABS		13			13
POARCH BANC CREEK INDIANS TRIBAL HEALTH DEPARTMENT			13	100%	13
DEPARTMENT OF VETERANS AFFAIRS MEDICAL CENTER			13	100%	13
PROTEUS MOLECULAR AND CLINICAL LAB		8	4	33%	12
HEALTH FIRST-VIERA HOSPITAL			12	100%	12
SELECT LABORATORIES MARION COUNTY, LLC.			12	100%	12
PRECISION HEALTH SOLUTIONS LAB			12	100%	12
BROWARD DIALYSIS			12	100%	12
CLARITY LAB SOLUTIONS		3	9	75%	12
TOTAL RENAL LABORATORIES INC		7	5	42%	12
LABCORP - CLEARWATER		3	9	75%	12
ADVANCED URGENT CARE		10	2	17%	12
DOH		1	11	92%	12
REDITUS LABORATORIES			12	100%	12
TEN HEALTHCARE		2	10	83%	12
INTEGRITY LABORATORIES, LLC		5	7	58%	12
FLORIDA DEPT OF HEALTH		4	8	67%	12
FHMG_CTR FOR SENIOR HEALTH		11	1	8%	12
UVMC MICROBIOLOGY		12			12
TRUGENX			11	100%	11
ESCAMBIA COMMUNITY CLINIC			11	100%	11
UPMC CHAUTAUQUA AT WCA LABORATORY		11			11
DELRAY MEDICAL CENTER LAB			11	100%	11
FLORIDA COMMUNITY HEALTH CENTER OF ST. LUCIE			11	100%	11
NIGHT LITE PEDIATRICS WINTER GARDEN		7	4	36%	11
BOND CLINIC			11	100%	11
NEW YORK STATE ELR - SARATOGA HOSPITAL LABORATORY		11			11
MAGNOLIA DIAGNOSTIC			11	100%	11
BAYFRONT HEALTH SPRING HILL			11	100%	11
LAB INTERMARKET FACILITY LAB			11	100%	11
ADVENTHEALTH PALM COAST			11	100%	11
AMERICAN HEALTH ASSOCIATES OF TAMPA		2	9	82%	11
INDIAN RIVER MEDICAL CENTER		11			11
AMERICAN ESOTERIC LABORATORIES			11	100%	11
FHMG LAKE MARY PEDS		10	1	9%	11
JACKSON NORTH MEDICAL CENTER		1	9	90%	10
NEW YORK STATE ELR - CATHOLIC HEALTH SERVICES REGIONAL LABORATORY		8	2	20%	10
CORE LABORATORY		1	9	90%	10

# COVID-19: testing by laboratory

Data through Aug 7, 2020 verified as of Aug 8, 2020 at 09:25 AM

Data in this report are provisional and subject to change.

The numbers in the table below represent the number for whom test results were received by the Department of Health. A person can be tested by more than one laboratory and can have both positive and negative results. **Therefore, the sum of the numbers in each column will be larger than the total number of people tested.**

Reporting lab	Inconclusive	Negative	Positive	Percent positive	Total
VENICE REGIONAL MEDICAL CENTER			10	100%	10
BAYCARE OUTREACH LABORATORY SERVICES		1	9	90%	10
NORTH FLORIDA PEDIATRICS		1	9	90%	10
QUEST INFECTIOUS DISEASE	1	5	4	40%	10
LABCORP - MIAMI		4	6	60%	10
BROWARD HEALTH CARE			10	100%	10
SELECT REFERENCE LABORATORIES, LLC			10	100%	10
LAKE BALDWIN CBOC		9	1	10%	10
NEW JERSEY DEPARTMENT OF HEALTH COMMUNICABLE DISEASE SERVICE		3	7	70%	10
PARKWEST MEDICAL CENTER		9	1	10%	10
PERSONALIZED GENETIC TESTING			10	100%	10
NEW YORK STATE ELR - NEW YORK CITY DEPARTMENT OF HEALTH & MENTAL		9	1	10%	10
MEDICAL LABORATORY DIAGNOSTICS			10	100%	10
FLORIDA HOSPITAL LABS			9	100%	9
CLINICAL PATHOLOGY LABS		1	8	89%	9
ADVENT HEALTH SEBRING			9	100%	9
LEON CHD		9			9
DYNAMIC DNA LAB		1	8	89%	9
MINUTE CLINIC INCORPORATE		8	1	11%	9
NEW YORK STATE ELR - GOOD SAMARITAN HOSPITAL LABORATORY		9			9
NEW YORK STATE ELR - LOURDES HOSPITAL INC		9			9
KEYS MEDICAL GROUP			9	100%	9
MICHIGAN DEPARTMENT OF HEALTH AND HUMAN SERVICES			9	100%	9
HUNTINGTON HOSPITAL LABORATORY		8	1	11%	9
TYNDALL AFB			9	100%	9
ELLENTON URGENT CARE			9	100%	9
EAST ALABAMA MEDICAL CENTER LABORATORY		6	3	33%	9
BAY CARE OCCUPATIONAL CLINIC			9	100%	9
XPRESS WELLNESS URGENT CARE			9	100%	9
WESTPAC LABS			9	100%	9
INTERNAL LAB		6	3	33%	9
NEW YORK STATE ELR - VASSAR BROTHERS MEDICAL CENTER LABORATORY		9			9
STATE LAB		1	7	88%	8
BAYCARE LABORATORIES			8	100%	8
DEVANSH LAB WERKS INC		6	2	25%	8
WOLFSON (USE BAPTIST)			8	100%	8
THE COMMONWEALTH OF MASSACHUSETTS			8	100%	8
Diatherix Laboratories, LLC		2	6	75%	8
BAY PINES VA		1	7	88%	8
BOCA BIOLISTICS REFERENCE LABORATORY			8	100%	8
MOLECULAR DIAGNOSTICS			8	100%	8
SPORTS DRUG TESTING LABORATORY			8	100%	8
CONSOLIDATED LAB SERVICES		8			8
PRATTVILLE BAPTIST HOSPITAL		7	1	13%	8
NEW YORK STATE ELR - ST PETER'S BENDER LABORATORY		8			8
UMHC/SYLVESTER AT KENDALL		1	7	88%	8
NEW YORK STATE ELR - JAMES J PETERS VA MEDICAL CENTER		6	2	25%	8

# COVID-19: testing by laboratory

Data through Aug 7, 2020 verified as of Aug 8, 2020 at 09:25 AM

Data in this report are provisional and subject to change.

The numbers in the table below represent the number for whom test results were received by the Department of Health. A person can be tested by more than one laboratory and can have both positive and negative results. **Therefore, the sum of the numbers in each column will be larger than the total number of people tested.**

Reporting lab	Inconclusive	Negative	Positive	Percent positive	Total
CENTRA CARE – SAND LAKE			8	100%	8
PROMEDICA LABORATORIES		7	1	13%	8
ST VINCENTS MEDICAL CENTER RIVERSIDE NURSING			8	100%	8
MIDWAY SPECIALTY CARE CENTER			8	100%	8
NEW YORK STATE ELR - NORTH CENTRAL BRONX HOSP		7	1	13%	8
DOCTOR'S IN HOUSE LAB			8	100%	8
GENEUS DIAGNOSTICS			8	100%	8
BAYFRONT HEALTH PORT CHARLOTTE			8	100%	8
NORTH CAROLINA DEPARTMENT OF HEALTH & HUMAN SERVICES			8	100%	8
CLEVELAND CLINIC			7	100%	7
SYLVESTER AT PLANTATION LABORATORY		6	1	14%	7
NO NAME		5	2	29%	7
LAKE CITY VETERANS HOSPITAL			7	100%	7
BAYONET POINT MEDICAL CENTER			7	100%	7
SOUTHEAST ALABAMA MEDICAL CENTER			7	100%	7
ST VINCENT'S EAST LABORATORY		6	1	14%	7
ROCKLEDGE			7	100%	7
BIOFIRE			7	100%	7
ORMOND BEACH CENTRA CARE			7	100%	7
FLORIDA DEPARTMENT OF HEALTH IN HILLSBOROUGH COUNTY			7	100%	7
NORTHWEST FLORIDA COMMUNITY HOSPITAL		1	6	86%	7
CANTON-POTSDAM HOSPITAL LABORATORY		7			7
ST CATHERINE OF SIENA HOSPITAL		7			7
NEW YORK PRESBYTERIAN - ALLEN HOSPITAL		7			7
FLORIDA CLINICAL LAB			7	100%	7
HEALTHMARK REGIONAL HOSPITAL LAB		3	4	57%	7
NORTHWELL HEALTH PLAINVIEW HOSPITAL LABORATORY		5	2	29%	7
X-GENE MOLECULAR LABS		1	6	86%	7
HIGHLANDS MEDICAL CENTER		7			7
UNIVERSITY HOSPITAL - STONY BROOK EASTERN		7			7
PENSACOLA PEDIATRICS			7	100%	7
FLORIDA DEPARTMENT OF HEALTH IN LAKE COUNTY		3	4	57%	7
NEW YORK STATE ELR - LABORATORY ALLIANCE OF CENTRAL NEW		7			7
WATSON CLINIC LLP MAIN			7	100%	7
NORTH BAY HOSPITAL			7	100%	7
LONGLEAF DIAGNOSTIC LABORATORIES		2	5	71%	7
PECONIC BAY MEDICAL CENTER LABORATORY		6	1	14%	7
NADAL PEDIATRICS - VICTORIA STREET (3385)			7	100%	7
NEW YORK STATE ELR - HUDSON VALLEY HOSPITAL CENTER LABORATORY		6	1	14%	7
STATEN ISLAND UNIVERSITY HOSPITAL-POUCH		6			6
TRUE HEALTH DIAGNOSTICS		1	5	83%	6
NEW YORK STATE ELR - JAMAICA HOSPITAL MEDICAL CENTER		6			6
TPCA CLINICAL LABORATORIES		3	3	50%	6
LEE MEMORIAL LAB GULF COAST			6	100%	6
ST ELIZABETH MEDICAL CENTER LABORATORY		6			6
CREATIVE TESTING SOLUTIONS			6	100%	6
LONGWOOD FAMILY PRACTICE		6			6

# COVID-19: testing by laboratory

Data through Aug 7, 2020 verified as of Aug 8, 2020 at 09:25 AM

Data in this report are provisional and subject to change.

The numbers in the table below represent the number for whom test results were received by the Department of Health. A person can be tested by more than one laboratory and can have both positive and negative results. **Therefore, the sum of the numbers in each column will be larger than the total number of people tested.**

Reporting lab	Inconclusive	Negative	Positive	Percent positive	Total
LEE MEMORIAL HEALTH PARK LAB			6	100%	6
LEE COUNTY HEALTH DEPARTMENT		4	2	33%	6
ADVENTHEALTH CENTRA CARE ORMOND BEACH			6	100%	6
LABCORP NEW PORT RICHEY			6	100%	6
MICHIGAN DEPARTMENT OF COMMUNITY HEALTH		1	5	83%	6
PATHOGENIUS LABORATORIES		2	4	67%	6
NEIGHBORHOOD MEDICAL CENTER		6			6
MONTEFIORE NEW ROCHELLE HOSPITAL		6			6
DOCTORS MEMORIAL FAMILY MEDICINE			6	100%	6
ST. JOSEPH HOSPITAL AND HEALTH CARE INC.			6	100%	6
ST JOSEPH HOSPITAL		5	1	17%	6
ACH			6	100%	6
PALM BEACH PATHOLOGY		4	2	33%	6
LABORATORY OF FLORIDA			6	100%	6
EGL GENETIC DIAGNOSTICS		1	5	83%	6
FLORIDA WOMAN CARE LABORATORY			6	100%	6
SHELBY COUNTY HEALTH CARE CORPORATION		4	2	33%	6
ARCHBOLD MEMORIAL HOSPITAL/LAB		3	3	50%	6
CONNECTICUT DEPARTMENT OF HEALTH		5	1	17%	6
TAMIAMI LAB MILLENIUM			6	100%	6
ST ANTHONY NORTH			5	100%	5
LAB CORP OF AMERICA		1	4	80%	5
KEY PRIMARY CASE			5	100%	5
AMELIA MEDICAL CARE			5	100%	5
UPMC HEALTH SYSTEM		4	1	20%	5
CHILDREN'S HOSPITAL OF PHILADELPHIA		5			5
TALLAHASSEE PRIMARY CARE ASSOC, PA		5			5
JFK MEDICAL CENTER NORTH LAB			5	100%	5
ADVENTHEALTH PEDIATRICS/LAKE MARY PEDS		4	1	20%	5
UNKNOWN LAB			5	100%	5
SPECIALITY LABORATORIES,INC		4	1	20%	5
Cleveland Clinic Laboratories		1	4	80%	5
LEHIGH VALLEY HOSPITAL		3	2	40%	5
BOCA RATON REGIONAL HOSPITAL LAB			5	100%	5
FHMG-FLORIDA HOSPITAL MEDICAL GROUP		3	2	40%	5
THE VILLAGES CLINICAL LAB		4	1	20%	5
BROWARD COUNTY HEALTH DEPT.			5	100%	5
SUNCOAST COMMUNITY HEALTH CENTERS PEDIATRICS		1	4	80%	5
DOH JACKSONVILLE CENTRAL LABORATORY		3	2	40%	5
ADVENT HEALTH CENTRA CARE PALM COAST			5	100%	5
MINUTECLINIC DIAGNOSTIC OF RHODE ISLAND, LLC #729		4	1	20%	5
FLOWERS HOSPITAL		1	4	80%	5
AEL KNOXVILLE			5	100%	5
DALE MEDICAL CENTER		2	3	60%	5
ARNOT OGDEN MEDICAL CENTER LABORATORY		5			5
NEW YORK STATE ELR - SOUTHSIDE HOSPITAL NORTHWELL HEALTH LABORATORY		4	1	20%	5
LABCORP - NAPLES			5	100%	5

# COVID-19: testing by laboratory

Data through Aug 7, 2020 verified as of Aug 8, 2020 at 09:25 AM

Data in this report are provisional and subject to change.

The numbers in the table below represent the number for whom test results were received by the Department of Health. A person can be tested by more than one laboratory and can have both positive and negative results. **Therefore, the sum of the numbers in each column will be larger than the total number of people tested.**

Reporting lab	Inconclusive	Negative	Positive	Percent positive	Total
LABCORP BURLINGTON CYTO		4	1	20%	5
CHEMISYS LABORATORIES			5	100%	5
ADVENTHEALTH MEDICAL GROUP		4	1	20%	5
LAKELAND REGIONAL HEALTH			5	100%	5
TMH PHYSICIAN PARTNERS - MONTICELLO		5			5
BIOTECH			5	100%	5
BROOKWOOD BAPTIST MEDICAL CENTER		5			5
FRANCES WARDE MEDICAL LABORATORY		2	3	60%	5
XRL SXF REF LAB		5			5
INTERMARKET FACILITY			4	100%	4
NEW YORK STATE ELR - BROOKLYN HOSPITAL CENTER DOWNTOWN CAMPUS		4			4
COMMUNITY HEALTH OF SOUTH FLORIDA			4	100%	4
THOMAS JEFFERSON UNIVERSITY HOSPITAL		4			4
STATEN ISLAND UNIVERSITY HOSPITAL SEGUINE AVE		4			4
NOAH CLINICAL LABORATORY			4	100%	4
SOUTHWESTERN REGIONAL MEDICAL CENTER - TULSA		4			4
ILLINOIS DEPT OF PUBLIC HEALTH LAB - SPRINGFIELD			4	100%	4
DTR LABS		3	1	25%	4
PEDIATRIC HEALTH CARE ALLIANCE			4	100%	4
MISSOURI DEPARTMENT OF HEALTH AND SENIOR SERVICES			4	100%	4
Covance Central Laboratory			4	100%	4
QUEST DIAGNOSTIC INC TECHINICAL			4	100%	4
QUEST DIAGNOSTICS- MELBOURNE			4	100%	4
ADVENTHEALTH CENTRA CARE LAKE MARY			4	100%	4
DCH REGIONAL MEDICAL CENTER LABORATORY		4			4
NEW HAMPSHIRE DEPARTMENT OF HEALTH AND HUMAN SERVICES		3	1	25%	4
ABBOTT			4	100%	4
BALDWIN PEDIATRICS			4	100%	4
STATEN ISLAND UNIVERSITY HOSPITAL		4			4
METROPOLITAN HOSPITAL CENTER		4			4
COVENIENT CARE MEDICAL CLINIC			4	100%	4
BAY CARE			4	100%	4
MANATEE PEDIATRICS			4	100%	4
DAVITA LABORATORY		4			4
PATHGROUP			4	100%	4
FISHERMEN'S HOSPITAL			4	100%	4
MEDLOGIC, LLC		1	3	75%	4
NEWYORK-PRESBYTERIAN/ LAWRENCE HOSPITAL LABORATORY		4			4
EXPRESS TESTING-ONE			4	100%	4
ACHS		2	2	50%	4
LAWTON CHILES HEALTH CENTER			4	100%	4
COLORADO DEPARTMENT OF PUBLIC HEALTH AND ENVIRONMENT			4	100%	4
PRECISION LABS LLC		1	3	75%	4
COASTAL LABORATORIES			4	100%	4
LINCOLN MEDICAL AND MENTAL HEALTH CENTER		4			4
NEW YORK STATE ELR - SAMARITAN HOSPITAL LABORATORY		4			4
BEAUMONT LABORATORY			4	100%	4

# COVID-19: testing by laboratory

Data through Aug 7, 2020 verified as of Aug 8, 2020 at 09:25 AM

Data in this report are provisional and subject to change.

The numbers in the table below represent the number for whom test results were received by the Department of Health. A person can be tested by more than one laboratory and can have both positive and negative results. **Therefore, the sum of the numbers in each column will be larger than the total number of people tested.**

Reporting lab	Inconclusive	Negative	Positive	Percent positive	Total
IRL MARKET LAB			4	100%	4
FINLAY C. LABORATORY		3	1	25%	4
NICHOLS INSTITUTE QUEST DIAGNOSTICS		2	2	50%	4
OKLAHOMA STATE UNIVERSITY DIAGNOSTIC LAB			4	100%	4
GENUS DIAGNOSTICS			4	100%	4
MONTEFIORE ST LUKE'S CORNWALL HOSPITAL		2	1	33%	3
LABCORP DIAGNOSTICS-MIAMI		2	1	33%	3
WESLEY CHAPEL INTERNAL MEDICINE AND PEDIATRICS			3	100%	3
NEW YORK STATE ELR - LONG ISLAND JEWISH MED CTR		3			3
MARSHALL MEDICAL CENTER SOUTH LAB		2	1	33%	3
ILLINOIS DEPARTMENT OF PUBLIC HEALTH			3	100%	3
JACKSON SOUTH COMMUNITY HOSPITAL LAB			3	100%	3
MHHS All Lab Subsection		3			3
JOHNS HOPKINS MEDICAL LABORATORIES		1	2	67%	3
NEW YORK STATE ELR - ORANGE REGIONAL MEDICAL CENTER LABORATORY		3			3
BAYFRONT HEALTH PUNTA GORDA			3	100%	3
LAKE WALES MEDICAL CENTER INC			3	100%	3
JOE DIMAGGIO CHILDREN'S HOSPITAL		1	2	67%	3
PENNSYLVANIA DEPARTMENT OF HEALTH BUREAU OF LABORATORIES			3	100%	3
QUEST DIAGNOSTIC			3	100%	3
PALMS WEST HOSPITAL			3	100%	3
PHYSICIANS STAT			3	100%	3
EMERGENCY MEDICAL CENTER			3	100%	3
PUBLIC HEALTH LAB		3			3
WOODHULL MEDICAL AND MENTAL HEALTH CTR		3			3
EISENHOWER ARMY MEDICAL CENTER			3	100%	3
NORTHSHORE UNIVERSITY HEALTHSYSTEM EVANSTON HOSPITAL LAB			3	100%	3
NAPHCARE, INC.			3	100%	3
MALABAR/ADVENT CENTRA CARE			3	100%	3
AIM LABORATORIES			3	100%	3
TIMBER RIDGE LABORATORY			3	100%	3
BRANCH MEDICAL CLINIC			3	100%	3
NORTHERN DUTCHESS HOSPITAL LABORATORY		3			3
DORAL URGENT CARE			3	100%	3
METHODIST MEDICAL CENTER		2	1	33%	3
BAYCARE OUTREACH LABORATORY HOSPITAL			3	100%	3
NEW YORK STATE ELR - JACOBI MEDICAL CENTER		3			3
VIRGINIA DIVISION OF CONSOLIDATED LABORATORIES			3	100%	3
FAMILY HEALTH CENTERS OF SWF LABS			3	100%	3
NORTH NAPLES HOSPITAL RESPIRATORY THERAPY DEPARTMENT			3	100%	3
VA GULF COAST VETERANS HEALTH CARE SYSTEM			3	100%	3
DOCTOR'S IN HOUSE LABORATORY			3	100%	3
CENTRA CARE – LAKE NONA		1	2	67%	3
PINELLAS COUNTY HEALTH DEPARTMENT		2	1	33%	3
DOH-TAMPA BRANCH LABORATORY (MLK BLVD)			3	100%	3
MIAMI CANCER INSTITUTE			3	100%	3
COMMUNITY HEALTH NORTHWEST FLORIDA			3	100%	3

# COVID-19: testing by laboratory

Data through Aug 7, 2020 verified as of Aug 8, 2020 at 09:25 AM

Data in this report are provisional and subject to change.

The numbers in the table below represent the number for whom test results were received by the Department of Health. A person can be tested by more than one laboratory and can have both positive and negative results. **Therefore, the sum of the numbers in each column will be larger than the total number of people tested.**

Reporting lab	Inconclusive	Negative	Positive	Percent positive	Total
QUATRACOR PLLC		3			3
FLORIDA HOSPITAL			3	100%	3
VA OUTPATIENT			3	100%	3
BAYCARE MEDICAL GROUP INC			3	100%	3
ST LUKES HOSPITAL LABORATORY		2	1	33%	3
SAMARITAN MEDICAL CENTER		3			3
KEY WEST URGENT CARE, INC		3			3
INDIAN RIVER CHD VERO BEACH		2	1	33%	3
VIRTUA VOORHEES HOSPITAL		3			3
GULF COAST MEDICAL GROUP			3	100%	3
WAKEMED		1	2	67%	3
NORTH BROWARD HOSPITAL DISTRICT HEALTHCARE FOR THE HOMELESS			3	100%	3
HEALTH CARE LABORATORY SERVICES			3	100%	3
CENTRAL FLORIDA HEALTH CARE INC			3	100%	3
ACCESS HEALTH CARE		2	1	33%	3
ASCENSION ST. VINCENT'S PRIMARY CARE			3	100%	3
BARONESS ERLANGER HOSPITAL		3			3
BOZEMAN HEALTH DEACONESS HOSPITAL		3			3
ALACHUA COUNTY HEALTH DEPARTMENT			3	100%	3
BAPTIST MEDICAL CENTER EAST		2	1	33%	3
CORAL GABLES HOSPITAL			2	100%	2
MONTANA PUBLIC HEALTH LAB			2	100%	2
MAYO			2	100%	2
MAILBOX DIAGNOSTICS		1	1	50%	2
FLORIDA HEALTH CARE PLANS			2	100%	2
ONSLOW MEMORIAL HOSPITAL LABORATORY		2			2
MADISON COUNTY MEMORIAL HOSP		1	1	50%	2
HEALTH FIRST IBM-UX			2	100%	2
PREMIER LABORATORY SERVICES, LLC			2	100%	2
UCLA HEALTHCARE CLINICAL LABS			2	100%	2
BIRMINGHAM VAMC		1	1	50%	2
IOWA DEPARTMENT OF PUBLIC HEALTH			2	100%	2
UK HEALTHCARE			2	100%	2
RICHMOND UNIVERSITY MEDICAL CENTER		1	1	50%	2
LINCOLN DIAGNOSTIC LAB		2			2
JACKSON LABORATORY OF GENOMIC MEDICINE		2			2
MINUTECLINIC DIAGNOSTIC OF RHODE ISLAND, LLC #1544		2			2
RUSH UNIVERSITY MEDICAL CENTER LABORATORY			2	100%	2
PPD			2	100%	2
HEART OF FLORIDA HMA			2	100%	2
BFT LAB			2	100%	2
OMNICARE PHARMACY OFTEXAS 1, LP DBA OMNICARE		2			2
OMNI			2	100%	2
ST. JOSEPH'S HOSPITAL NORTH			2	100%	2
LEGACY LABORATORY SERVICES			2	100%	2
FLORIDA CLINICAL LABORATORY INC			2	100%	2
NOVANT HEALTH INPATIENT CARE			2	100%	2

# COVID-19: testing by laboratory

Data through Aug 7, 2020 verified as of Aug 8, 2020 at 09:25 AM

Data in this report are provisional and subject to change.

The numbers in the table below represent the number for whom test results were received by the Department of Health. A person can be tested by more than one laboratory and can have both positive and negative results. **Therefore, the sum of the numbers in each column will be larger than the total number of people tested.**

Reporting lab	Inconclusive	Negative	Positive	Percent positive	Total
MONROE COUNTY HOSPITAL		2			2
GUTHRIE MEDICAL GROUP LABORATORIES		2			2
UNIVERSITY OF CHICAGO MEDICAL CENTER LAB			2	100%	2
THOMAS LANGLEY			2	100%	2
INTERLACHEN PEDIATRICS		2			2
ST VINCENT'S CHILTON		1	1	50%	2
SOUTH GEORGIA MEDICAL CENTER			2	100%	2
CAPTAIN JAMES A. LOVELL FEDERAL HEALTHCARE CENTER			2	100%	2
SHARP MEMORIAL HOSPITAL MICROBIOLOGY DEPT			2	100%	2
SIGNATURE CARE PFLUGERVILLE			2	100%	2
BIO-TECH CLINICAL LABORATORIES			2	100%	2
QUEST DIAGNOSTICS-OCALA-SW HIGHWAY 200		2			2
AMEERAH LABS			2	100%	2
PRIMARY CARE OF THE TREASURE COAST			2	100%	2
SCDHEC BUREAU OF LABORATORIES			2	100%	2
SARASOTA MEMORIAL MEDICAL URGENT CARE CENTER			2	100%	2
JOHN D. ARCHBOLD MEM. HOSPITAL			2	100%	2
VIRTUA MEMORIAL HOSPITAL BURLINGTON COUNTY			2	100%	2
OKLAHOMA STATE DEPARTMENT OF HEALTH-PUBLIC HEALTH LABORATORY			2	100%	2
NOVANT HEALTH GOHEALTH URGENT CARE-HARRISBURG			2	100%	2
CONNECTDX			2	100%	2
WALGREENS #5317		2			2
NEW YORK STATE ELR - COLUMBIA MEMORIAL HOSPITAL LABORATORY		2			2
EXOSOME DIAGNOSTICS		2			2
LABCORP - LEESBURG			2	100%	2
WATAUGA MEDICAL CENTER		1	1	50%	2
PHYSICIANS LABORATORY SERVICES			2	100%	2
LABCORP - STUART		1	1	50%	2
LABCORP PHOENIX			2	100%	2
UT MEMPHIS UNIVERSITY HEALTH SERVICES			2	100%	2
UNIVERSITY OF MIAMI			2	100%	2
URGENT CARE TCMA			2	100%	2
ADVANCED URGENT CARE CENTER OF THE UPPER KEYS			2	100%	2
UNIVERSITY HOSPITAL			2	100%	2
UNIVERSITY HOSPITAL OF BROOKLYN		2			2
SPARROW CENTRAL LAB			2	100%	2
WHOLE CHILD PEDIATRICS			2	100%	2
CONEMAUGH MEMORIAL MEDICAL CENTER		2			2
TREASURE COAST COMMUNITY HEALTH			2	100%	2
NEW YORK STATE ELR - NEW YORK PRESBYTERIAN-LOWER MANHATTAN		2			2
ALABAMA DEPARTMENT OF PUBLIC HEALTH			2	100%	2
SSM HEALTH ST LOUIS MICROBIOLOGY LABORATORY		1	1	50%	2
NLC LABS			2	100%	2
COLLIER COUNTY HEALTH DEPT.			2	100%	2
LAKE MARY KIDS CENTRA CARE			2	100%	2
Cleveland Clinic Weston			2	100%	2
ACADIAN DIAGNOSTIC LABORATORIES		2			2

# COVID-19: testing by laboratory

Data through Aug 7, 2020 verified as of Aug 8, 2020 at 09:25 AM

Data in this report are provisional and subject to change.

The numbers in the table below represent the number for whom test results were received by the Department of Health. A person can be tested by more than one laboratory and can have both positive and negative results. **Therefore, the sum of the numbers in each column will be larger than the total number of people tested.**

Reporting lab	Inconclusive	Negative	Positive	Percent positive	Total
NEW YORK STATE ELR - LONG ISLAND JEWISH VALLEY STREAM		2			2
LEESBURG REGIONAL MEDICAL CENTER		1	1	50%	2
BETH ISRAEL DEACONESS MEDICAL CENTER			2	100%	2
BAY CARE LAB SERVICES/ST. ANTHONY'S HOSPITAL			2	100%	2
INTERNAL MEDICINE ASSOCIATES-DUNELLON			2	100%	2
OHIO DEPARTMENT OF HEALTH LABORATORY		2			2
GEISINGER MEDICAL CENTER		2			2
ST. JOSEPH REGIONAL MEDICAL CENTER			2	100%	2
LABCORP - OHIO			2	100%	2
KETTERING HEALTH			2	100%	2
UC CORAL GABLES			2	100%	2
ROCKEFELLER UNIVERSITY CLINICAL GENOMICS LABORATOR		2			2
HOME ACCESS HEALTH			2	100%	2
MIDMICHIGAN MEDICAL CENTER			2	100%	2
MINUTE CLINIC LLC #2216		2			2
ST PETERSBURG PEDIATRICS-EAST BAY			2	100%	2
CELERION			2	100%	2
ST CHARLES HOSPITAL LABORATORY		2			2
GALEN BAYLOR EXTENSION		2			2
COASTAL MED URGENT CARE			2	100%	2
QUEST DIAGNOSTICS INCORPORATED			2	100%	2
PREMIER MEDICAL LABORATORY			2	100%	2
QUEST DIAGNOSTICS-OCALA-SE 3RD		2			2
QUEENS HOSPITAL CENTER		2			2
MEMORIAL SLOAN KETTERING CANCER CENTER		1	1	50%	2
JOHNSON CITY MEDICAL CENTER		1	1	50%	2
UNIVERSITY OF WASHINGTON MEDICAL CENTER			2	100%	2
DEACONESS HOSPITAL			2	100%	2
MEDRITE			2	100%	2
AMERICAN MEDICAL LABORATORIES			2	100%	2
AMERICAN FAMILY CARE- ORANGE BEACH			2	100%	2
ALVERNO CLINICAL LABORATORIES			2	100%	2
BIODESIX, INC.		2			2
VIGILINT HEALTHCARE		1	1	50%	2
NEW YORK STATE ELR - ERIE COUNTY PUBLIC HEALTH CLINICAL		2			2
CENTRA CARE HUNTER'S CREEK			2	100%	2
NEW YORK STATE ELR - GLENS FALLS HOSPITAL DEPARTMENT OF PATHOLOGY		2			2
NEW YORK STATE ELR - BELLEVUE HOSPITAL CENTER DEPARTMENT		2			2
ALTRU DIAGNOSTICS INC			2	100%	2
NEW YORK STATE ELR - AUBURN COMMUNITY HOSPITAL		2			2
NEW YORK STATE DEPARTMENT OF HEALTH		1	1	50%	2
ADVANCED MEDICAL CARE			2	100%	2
ALLIANCE LABS @LRMC			2	100%	2
NEBRASKA MEDICAL CENTER			2	100%	2
CALHOUN LIBERTY HOSPITAL			2	100%	2
LABCORP RARITAN		2			2
OHIO STATE UNIVERSITY MEDICAL CENTER			2	100%	2

# COVID-19: testing by laboratory

Data through Aug 7, 2020 verified as of Aug 8, 2020 at 09:25 AM

Data in this report are provisional and subject to change.

The numbers in the table below represent the number for whom test results were received by the Department of Health. A person can be tested by more than one laboratory and can have both positive and negative results. **Therefore, the sum of the numbers in each column will be larger than the total number of people tested.**

Reporting lab	Inconclusive	Negative	Positive	Percent positive	Total
AHSE ROP		2			2
FCHC (OB)-DARWIN SQUARE CTR.			2	100%	2
SHELBY BAPTIST MEDICAL CENTER			2	100%	2
CVS PHARMACY, INC DBA CVS/PHARMACY #10581		2			2
GEORGIA DEPARTMENT OF PUBLIC HEALTH			2	100%	2
ALLIANCE PEDIATRICS			2	100%	2
VRL EUROFINS			2	100%	2
ERIE COUNTY MEDICAL CTR CLINICAL LABS		2			2
HEALTH NETWORK LABORATORIES		1			1
BAPTIST ER TOWN CTR			1	100%	1
SOUTHEAST GEORGIA HEALTH SYSTEM			1	100%	1
MPG JACKSONVILLE ATLANTIC BLVD		1			1
BAYFRONT MEDICAL			1	100%	1
BEAUFORT MEMORIAL			1	100%	1
UNIVERSITY OF FLORIDA			1	100%	1
CHARLOTTE CHD PORT CHARLOTTE		1			1
BEAUMONT HOSPITAL, GROSSE POINTE			1	100%	1
GRAND VIEW HOSPITAL			1	100%	1
SPECTOR SCIENTIFIC LAB			1	100%	1
ST FRANCIS			1	100%	1
THE UNIVERSITY OF VERMONT MEDICAL CENTER		1			1
Mt Sinai Aventura			1	100%	1
UNIVERSITY OF KANSAS MEDICAL CENTER			1	100%	1
SMITH KLINE			1	100%	1
UF KANAPAHA LAB BEAKER		1			1
WILLIAM A HINTON STATE LABORATORY INSTITUTE			1	100%	1
UNITED CLINICAL LABORATORIES			1	100%	1
UNITED LABORATORY SERVICE			1	100%	1
ST JOSEPHS CHILDRENS HOSPITAL OUTREACH			1	100%	1
TRUMAN MEDICAL CENTER - HOSPITAL HILL			1	100%	1
BAPTIST HEALTH MEDICAL CENTER			1	100%	1
BASCOM PALMER-MICRO LAB			1	100%	1
BERKSHIRE MEDICAL CENTER			1	100%	1
ADVANCED URGENT CARE OF MARATHON			1	100%	1
URGENT CARE WEST CLINIC			1	100%	1
PROGENESIS INC			1	100%	1
BMC/JACSONVILLE		1			1
TUFTS MEDICAL CENTER			1	100%	1
QUEST ELR		1			1
AZALEA HEALTH			1	100%	1
TENNESSEE DOH - KNOXVILLE			1	100%	1
TEXAS DEPARTMENT OF STATE HEALTH SERVICES			1	100%	1
State Lab Unspecifd			1	100%	1
ST.ELIZABETH HEALTH CENTER	1				1
SV MOBILE HEALTH			1	100%	1
THE HEART HOSPITAL BAYLOR PLANO			1	100%	1
PARROTT MEDICAL CLINIC			1	100%	1

# COVID-19: testing by laboratory

Data through Aug 7, 2020 verified as of Aug 8, 2020 at 09:25 AM

Data in this report are provisional and subject to change.

The numbers in the table below represent the number for whom test results were received by the Department of Health. A person can be tested by more than one laboratory and can have both positive and negative results. **Therefore, the sum of the numbers in each column will be larger than the total number of people tested.**

Reporting lab	Inconclusive	Negative	Positive	Percent positive	Total
TIEHH BIOTERRORISM RESPONSE LAB			1	100%	1
AMD			1	100%	1
RIVERVIEW REGIONAL MEDICAL CENTER		1			1
BARDMOOR LABORATORY			1	100%	1
BROOKSVILLE REGIONAL HOSPITAL			1	100%	1
SOUTHWEST FLORIDA DIVISION LAB			1	100%	1
SENTARA NORFOLK GENERAL HOSPITAL CENTRAL LAB			1	100%	1
ST. MARY MEDICAL CENTER		1			1
ELMHURST MEMORIAL HOSPITAL			1	100%	1
EXPRESS GENE MOLECULAR DIAGNOSTICS LABORATORY			1	100%	1
DSI LABORATORIES-NAPLES-7TH			1	100%	1
SANFORD REGIONAL HOSPITAL WORTHINGTON		1			1
CQUENTIA NGS, LLC			1	100%	1
DERMDX, DIV OF AURORA DIAGNOSTICS/BERNHARDT LAB		1			1
WELLOW URGENT CARE		1			1
COMMONWEALTH OF MASSACHUSETTS			1	100%	1
TIMPANOGOS REGIONAL HOSPITAL			1	100%	1
DOCTORS CLINICAL LABORATORY, INC			1	100%	1
STANLY REGIONAL MEDICAL CENTER			1	100%	1
TAMPA		1			1
LABCORP HOUSTON			1	100%	1
HIGHLANDS CLINICAL LABORATORY			1	100%	1
VA OUT PATIENT CENTER			1	100%	1
WARD MEMORIAL HOSPITAL		1			1
DOCS URGENT CARE			1	100%	1
US LABORATORIES			1	100%	1
HEALTH ALLIANCE			1	100%	1
GENETRAIT LABORATORIES			1	100%	1
WEST			1	100%	1
FLORIDA HOSPITAL KISSIMMEE			1	100%	1
INTERMOUNTAIN MEDICAL CENTER			1	100%	1
WASHINGTON STATE DEPARTMENT OF HEALTH PUBLIC HEALTH LABORATORIES			1	100%	1
WEST PACIFIC MEDICAL LABORATORY			1	100%	1
WELLINGTON WEST 100176			1	100%	1
EDGAR PRICE FAMILY & CHILDREN HEALTHCARE CENTER			1	100%	1
HARLEM HOSPITAL CENTER		1			1
INDIAN RIVER CLINICAL LABORATORY, INC.		1			1
EXCEL URGENT CARE OF NJ			1	100%	1
VIRACOR			1	100%	1
VERMONT DEPARTMENT OF HEALTH LABORATORY		1			1
COLORADO DEPARTMENT OF HEALTH LABORATORY SERVICES DIVISION			1	100%	1
VALLEY HOSPITAL MEDICAL CENTER		1			1
MINUTECLINIC DIAGNOSTIC OF TEXAS, LLC		1			1
VA HOSPITAL			1	100%	1
VITAE DIAGNOSTICS			1	100%	1
VIDANT MEDICAL CENTER			1	100%	1
Viracor Eurofins			1	100%	1

# COVID-19: testing by laboratory

Data through Aug 7, 2020 verified as of Aug 8, 2020 at 09:25 AM

Data in this report are provisional and subject to change.

The numbers in the table below represent the number for whom test results were received by the Department of Health. A person can be tested by more than one laboratory and can have both positive and negative results. **Therefore, the sum of the numbers in each column will be larger than the total number of people tested.**

Reporting lab	Inconclusive	Negative	Positive	Percent positive	Total
MONTANA DEPARTMENT OF PUBLIC HEALTH & HUMAN SERVICES			1	100%	1
WEST VIRGINIA UNIVERSITY HOSPITALS			1	100%	1
UNK			1	100%	1
LAB CORP PHOENIX			1	100%	1
CBC LAB			1	100%	1
VA OUTPATIENT CLINIC			1	100%	1
WEST KENDALL HOSPITAL			1	100%	1
CAROLINAS HEALTHCARE SYSTEM LAB			1	100%	1
MEDICAL ARTS LABORATORY			1	100%	1
UNIVERSITY LAB			1	100%	1
UNIVERSITY HOSPITALS OF CLEVELAND			1	100%	1
KANSAS DEPARTMENT OF HEALTH			1	100%	1
UNITED HEALTHCARE			1	100%	1
JOHN D. ARCHBOLD MEMORIAL HOSPITAL			1	100%	1
UAB			1	100%	1
UNIVERSITY OF MISSOURI HEALTH CARE			1	100%	1
UTMB PATHOLOGY CLINICAL SERVICES LABORATORY			1	100%	1
COMPUNET CLINICAL LAB			1	100%	1
LOYOLA UNIVERSITY MEDICAL CENTER LABORATORY			1	100%	1
VA GREATER LOS ANGELES HEALTH CARE SYSTEM			1	100%	1
WILMINGTON VA MEDICAL CENTER			1	100%	1
LEESBURG FAMILY MEDICINE		1			1
TRINITAS REGIONAL MEDICAL CENTER			1	100%	1
CGH MEDICAL CENTER			1	100%	1
TANNER MEDICAL CENTER EAST AL		1			1
BIOMERIEUX			1	100%	1
ORANGE COUNTY HEALTH DEPT			1	100%	1
JRS LABORATORY			1	100%	1
AFC URGENT CARE			1	100%	1
CALIFORNIA PUBLIC HEALTH LABORATORY			1	100%	1
NORTH RIVER FAMILY HEALTH CENTER			1	100%	1
NORTH CAROLINA STATE LABORATORY OF PUBLIC HEALTH, SPECTRUM LAB NETWORK			1	100%	1
ARNOLD PALMER HOSPITAL LABORATORY			1	100%	1
BAPTIST HEALTH EXPRESS CARE AT KEY BISCAYNE			1	100%	1
MAGNOLIA PEDIATRICS			1	100%	1
BAYCARE MEDICAL GROUP			1	100%	1
CELEBRATION HOSPITAL			1	100%	1
REMISE OCCUPATIONAL HEALTH SOLUTIONS INC			1	100%	1
SANFORD SOUTH UNIVERSITY		1			1
REGIONAL MEDICAL LABORATORY			1	100%	1
COCOA BEACH/ADVENT CENTRA		1			1
QUOTIENT SCIENCES			1	100%	1
SEA LEVEL LABS			1	100%	1
CFCH - FROSTPROOF			1	100%	1
PEDIATRIC HEALTHCARE ALLIANCE			1	100%	1
PERDIDO URGENT CARE			1	100%	1
PRISMA HEALTH TUOMEY LABORATORY			1	100%	1

# COVID-19: testing by laboratory

Data through Aug 7, 2020 verified as of Aug 8, 2020 at 09:25 AM

Data in this report are provisional and subject to change.

The numbers in the table below represent the number for whom test results were received by the Department of Health. A person can be tested by more than one laboratory and can have both positive and negative results. **Therefore, the sum of the numbers in each column will be larger than the total number of people tested.**

Reporting lab	Inconclusive	Negative	Positive	Percent positive	Total
ACCESS HEALTH CARE PHYSICIANS			1	100%	1
BEEBE MEDICAL CENTER LABORATORY		1			1
PATHLINE			1	100%	1
ORMC-ARDEN/EOI			1	100%	1
MARION COUNTY HEALTH DEPARTMENT			1	100%	1
LABCORP - LADY LAKE			1	100%	1
LAKEWOOD RANCH ER 24/7			1	100%	1
JEFFERSON COUNTY HEALTH DEPARTMENT-MONTICELLO		1			1
LabCorp L#09258090 M#09258105			1	100%	1
KENTUCKY CABINET FOR HEALTH AND FAMILY SERVICES			1	100%	1
BioReference Laboratories, Inc			1	100%	1
KETTERING MEDICAL CENTER			1	100%	1
LABCORP - PALM BEACH GARDENS			1	100%	1
NEW YORK CITY DEPARTMENT OF HEALTH			1	100%	1
ADVANCED LABORATORY SERVICES			1	100%	1
MINUTECLINIC DIAGNOSTIC OF TEXAS		1			1
MID FLORIDA CLINICAL LABORATORY			1	100%	1
ARKANSAS DEPARTMENT OF HEALTH			1	100%	1
BAYCARE ALLIANT HOSPITAL			1	100%	1
BAYLOR COLLEGE OF MEDICINE			1	100%	1
BAYLOR ESOTERIC AND MOLECULAR LAB			1	100%	1
MEDICAL CENTER ENTERPRISE			1	100%	1
MEDONE URGENT CARE			1	100%	1
BAYCARE OUTREACH LAB			1	100%	1
COMMUNITY HEALTH CENTER			1	100%	1
MOLECULAR PATHOLOGY LABORATORY			1	100%	1
MHS LAB		1			1
LATE HOURS URGENT CARE			1	100%	1
NEW YORK STATE ELR - MONTEFIORE MEDICAL CENTER LABORATORIES - WEILER			1	100%	1
ECLRS			1	100%	1
ACCESSLAB		1			1
HOUSTON HEALTH DEPARTMENT - BUREAU OF LABORATORY SERVICES			1	100%	1
HOLY NAME MEDICAL CENTER		1			1
MCH PHYSICIANS GROUP			1	100%	1
MAGNOLIA ADULT, LLC			1	100%	1
MARCO ISLAND HOSPITAL INC D/B/A			1	100%	1
LABCORP-PORT ST.LUCIE		1			1
BEAUMONT REFERENCE LABORATORY			1	100%	1
COASTAL MEDICAL LAB			1	100%	1
SPRING HILL REGIONAL HOSPITAL			1	100%	1
SONIC REFERENCE LABORATORY			1	100%	1
CAROMONT HEALTH			1	100%	1
ONEIDA HEALTHCARE CENTER		1			1
APS-SUMMIT CARE PHARMACY, LLC DBA OMNICARE		1			1
THE CHILDREN'S HOSPITAL OF PHILADELPHIA		1			1
NORTHSIDE HOSPITAL DULUTH			1	100%	1
SUNY UPSTATE MEDICAL UNIVERSITY			1	100%	1

# COVID-19: testing by laboratory

Data through Aug 7, 2020 verified as of Aug 8, 2020 at 09:25 AM

Data in this report are provisional and subject to change.

The numbers in the table below represent the number for whom test results were received by the Department of Health. A person can be tested by more than one laboratory and can have both positive and negative results. **Therefore, the sum of the numbers in each column will be larger than the total number of people tested.**

Reporting lab	Inconclusive	Negative	Positive	Percent positive	Total
NORTHWESTERN MEMORIAL HOSPITAL			1	100%	1
NORTHERN WESTCHESTER HOSPITAL LABORATORY		1			1
NOT GIVEN			1	100%	1
HELIX DIAGNOSTICS			1	100%	1
SEMINOLE COUNTY HEALTH DEPARTMENT			1	100%	1
NORTH BROWARD MEDICAL CENTER			1	100%	1
PALM SPRINGS GENERAL HOSPITAL			1	100%	1
KANA MEDICAL			1	100%	1
QUEST - HOUSTON LAB			1	100%	1
PHELPS HOSPITAL LABORATORY		1			1
DEPARTMENT OF HEALTH AND HUMAN SERVICES DIVISION OF BEHAVIORAL HEALTH		1			1
PEDIATRIC ASSOCIATES - JACKSONVILLE			1	100%	1
SOUTH LAKE FAMILY HEALTH CENTER			1	100%	1
NAVAL BRANCH MEDICAL CLINIC			1	100%	1
GEORGETOWN URGENT CARE			1	100%	1
Lourdes Hospital			1	100%	1
MIAMI BEACH URGENT CARE			1	100%	1
HARDIN MEMORIAL HOSPITAL - HEARTLAND PATHOLOGY CONSULTANTS			1	100%	1
HAWAII DEPARTMENT OF HEALTH LAB			1	100%	1
FLORIDA HOSPITAL ALTAMONTE			1	100%	1
SOUTHWEST REGIONAL PCR LABORATORY			1	100%	1
FORT SANDERS REGIONAL LABORATORY		1			1
LABCORP-CRYSTAL RIVER			1	100%	1
FUNGAL REFERENCE LABORATORY		1			1
HARTFORD HOSPITAL ANCILLARY LAB		1			1
MARYLAND DEPARTMENT OF HEALTH AND MENTAL HYGIENE			1	100%	1
MD NOW URGENT CARE CENTER INC.			1	100%	1
NEW YORK STATE ELR - ST BARNABAS HOSPITAL		1			1
MEMORIAL HEALTH UNIVERSITY MEDICAL CENTER			1	100%	1
LABCORP - JACKSONVILLE			1	100%	1
MARINA DEL REY HOSPITAL LAB			1	100%	1
PRORENATA LABS			1	100%	1
FLORIDA DEPARTMENT OF HEALTH IN MIAMI DADE COUNTY			1	100%	1
GENETIC ASSAYS INC			1	100%	1
OSWEGO HOSPITAL LABORATORY		1			1
ILLINOIS DEPT OF PUBLIC HEALTH LABS			1	100%	1
MEDICAL CLINIC OF HOUSTON			1	100%	1
LABCORP - DAYTONA BEACH			1	100%	1
MERCY HEALTH—MUSKEGON		1			1
LAKEVIEW REGIONAL HOSPITAL			1	100%	1
LABCORP - HOLLYWOOD			1	100%	1
MEDSTAR HARBOR HOSPITAL			1	100%	1
MUNSON MEDICAL CENTER			1	100%	1
NEW YORK STATE ELR - MERCY MEDICAL CENTER		1			1
MONTEFIORE NYACK HOSPITAL AFFILIATED LABORATORY		1			1
MEMORIAL HERMANN CONSOLIDATED LABORATORY SERVICES			1	100%	1
MINUTECLINIC DIAGNOSTIC			1	100%	1

# COVID-19: testing by laboratory

Data through Aug 7, 2020 verified as of Aug 8, 2020 at 09:25 AM

Data in this report are provisional and subject to change.

The numbers in the table below represent the number for whom test results were received by the Department of Health. A person can be tested by more than one laboratory and can have both positive and negative results. **Therefore, the sum of the numbers in each column will be larger than the total number of people tested.**

Reporting lab	Inconclusive	Negative	Positive	Percent positive	Total
UNKNOWN - MI			1	100%	1
UW HOSPITAL AND CLINICS			1	100%	1
DHEC - S.C PUBLIC HEALTH LAB			1	100%	1
SKY RIDGE MEDICAL CENTER - MICRO			1	100%	1
APPALACHIAN REGIONAL HEALTHCARE SYSTEM		1			1
SMITH NORTHVIEW HOSPITAL LAB			1	100%	1
SCIENCE CARE			1	100%	1
YORK HOSPITAL - LABORATORY			1	100%	1
SHANDS AT LAKE SHORE LAB			1	100%	1
VELOCITY CARE			1	100%	1
CLEVELAND CLINIC OHIO LABORATORIES			1	100%	1
ALLIANCE LABORATORY SERVICES			1	100%	1
SUNRISE DIAGNOSTIC LABORATORY			1	100%	1
QUEST DIAGNOSTICS-WEST HILLS		1			1
FALMOUTH BY THE SEA			1	100%	1
ADVENTHEALTH CENTRA CARE APOPKA			1	100%	1
ADVENTIST HINSDALE HOSPITAL LABORATORY			1	100%	1
ELITE CARE			1	100%	1
DUKE HEALTH REGIONAL HOSPITAL			1	100%	1
AFFILIATED LABORATORIES INC			1	100%	1
ROBERT WOOD JOHNSON HOSPITAL			1	100%	1
RIVERSIDE MEDICAL GROUP		1			1
RIVIERA BEACH HEALTH CENTER LAB			1	100%	1
LABCORP KANSAS CITY			1	100%	1
OHIO DEPARTMENT OF HEALTH			1	100%	1
OMNICARE PHARMACY OF TEXAS 1, LP		1			1
PEACHEALTH LABORATORIES		1			1
CONEY ISLAND HOSPITAL		1			1
NORTH FLORIDA PEDIATRICS JASPER			1	100%	1
DOCTOR'S WALK-IN CLINIC / QUEST DIAGNOSTICS			1	100%	1
DALLAS MEDICAL CENTER			1	100%	1
PORT ST LUCIE REHABILITATION AND HEALTHCARE			1	100%	1
PARKWAY REGIONAL MEDICAL CENTER LAB			1	100%	1
PALM BEACH COUNTY HEALTH DEPARTMENT LABORATORY			1	100%	1
DELAWARE DIAGNOSTICS LABS			1	100%	1
CITRUS PARK			1	100%	1
REFERENCE LABORATORY			1	100%	1
HANCOCK REGIONAL HOSPITAL		1			1
RIVERSIDE METHODIST HOSPITAL LAB			1	100%	1
BLOOD SYSTEMS LABORATORIES			1	100%	1
BLOUNT MEMORIAL HOSPITAL		1			1
MEDICAL CENTER AT OCEAN REEF			1	100%	1
MINUTECLINIC DIAGNOSTIC OF RHODE ISLAND, LLC #590		1			1
PIEDMONT HOSPITAL LAB			1	100%	1
CATHOLIC HEALTH SYSTEM DEPT LABORATORY		1			1
GENUS3			1	100%	1
CAH ACQUISITION COMPANY 11 LLC			1	100%	1

# COVID-19: testing by laboratory

Data through Aug 7, 2020 verified as of Aug 8, 2020 at 09:25 AM

Data in this report are provisional and subject to change.

The numbers in the table below represent the number for whom test results were received by the Department of Health. A person can be tested by more than one laboratory and can have both positive and negative results. **Therefore, the sum of the numbers in each column will be larger than the total number of people tested.**

Reporting lab	Inconclusive	Negative	Positive	Percent positive	Total
SUNY AT STONY BROOK			1	100%	1
ALABAMA REFERENCE LAB			1	100%	1
GIFFORD MEMORIAL HOSPITAL		1			1
ST. LUKE'S HOSPITAL - BETHLEHEM CAMPUS		1			1
MISSOURI DEPARTMENT OF HEALTH AND SENIOR SERVICES - STATE PH LAB		1			1
INTERMOUNTAIN CENTRAL LAB			1	100%	1
LABCORP LAFAYETTE		1			1
LABCORP - ORLANDO		1			1
LABCORP SOUTH CHARLESTON			1	100%	1
ADVANCED MEDICAL LABORATORIES (AML)			1	100%	1
ACL LABORATORIES INDUSTRIAL TOXICOLOGY			1	100%	1
ST. LUCIE COUNTY HEALTH DEPARTMENT		1			1
NORTH SHORE HEMATOLOGY-ONCOLOGY ASSOCIATES, PC		1			1
CHATSWORTH ASSISTED LIVING COMMUNITY AT PGA NATIONAL			1	100%	1
FLORIDA DEPARTMENT OF HEALTH PALM BEACH COUNTY			1	100%	1
FLORIDA CLINICAL LABORATORY - BIOREFERENCE LABORATORIES			1	100%	1
NORTHWEST FLORIDA CLINICAL LAB			1	100%	1
SACRED HEART MEDICAL GROUP			1	100%	1
BIODORON LABORATORIES			1	100%	1
BAYONET POINT HOSPITAL LAB			1	100%	1
BRISTOL REGINAL MEDICAL CENTER			1	100%	1
FLORIDA HOSPITAL LAB			1	100%	1
SCRIPPS CLINIC MEDICAL			1	100%	1
Total	25,451	4,518,861	667,997	13%	5,212,309