

COVID-19: summary of persons being monitored, persons tested, and cases

Data through Aug 4, 2020 verified as of Aug 5, 2020 at 09:25 AM
Data in this report are provisional and subject to change.

Monitored persons: people the Florida Department of Health was notified of for possible monitoring because they are a contact of a case, traveled from China, or were identified by the Centers for Disease Control and Prevention (CDC) as a part of a airline/ship contact investigation	
Total reports	153,342
Total persons of high, medium, or unknown risk	149,668
High/medium/unknown risk still being monitored	14,462

Persons tested: includes PCR and antigen test results received by the Department of Health from the state public health laboratory (BPHL), as well as commercial and hospital laboratories	
Total tested	3,820,683
Positive	502,739
Negative	3,312,143
Inconclusive	5,799
Awaiting testing	3,277

Cases: people with positive PCR or antigen test result	
Total cases	502,739
Florida residents	497,181
Non-Florida residents	5,558
Type of testing	
Florida residents	497,181
Positive by BPHL/CDC	16,360
Positive by commercial/hospital lab	480,821
Non-Florida residents	5,558
Positive by BPHL/CDC	204
Positive by commercial/hospital lab	5,354
Characteristics	
Florida residents hospitalized	28,573
Florida resident deaths	7,627
Change in deaths since previous report	+225
Non-Florida resident deaths	124
Hospitalized counts include anyone who was hospitalized at some point during their illness. It does not reflect the number of people currently hospitalized.	
More information on deaths identified through death certificate data is available on the National Center for Health Statistics website at www.cdc.gov/nchs/nvss/vsrr/COVID19/index.htm .	
Risk factors for Florida residents	
Traveled	3,832
Contact with a known case	141,518
Traveled and contact with a known case	3,897
Neither	347,934
No travel and no contact	51,995
Travel is unknown	238,814
Contact is unknown	92,404
Contact is pending	193,142
Travel can be unknown and contact can be unknown or pending for the same case, these numbers will sum to more than the "neither" total.	

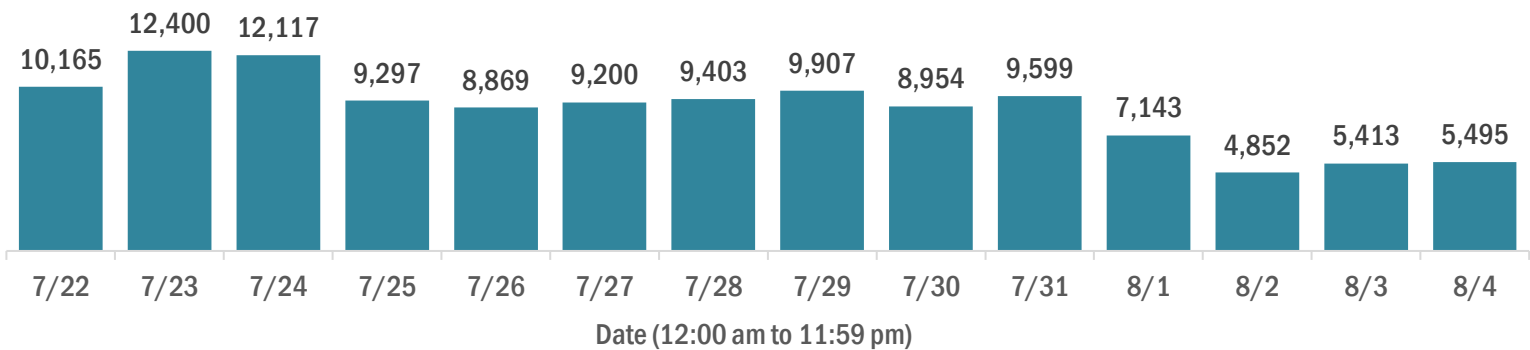
COVID-19: cases and laboratory testing over time

Data through Aug 4, 2020 verified as of Aug 5, 2020 at 09:25 AM

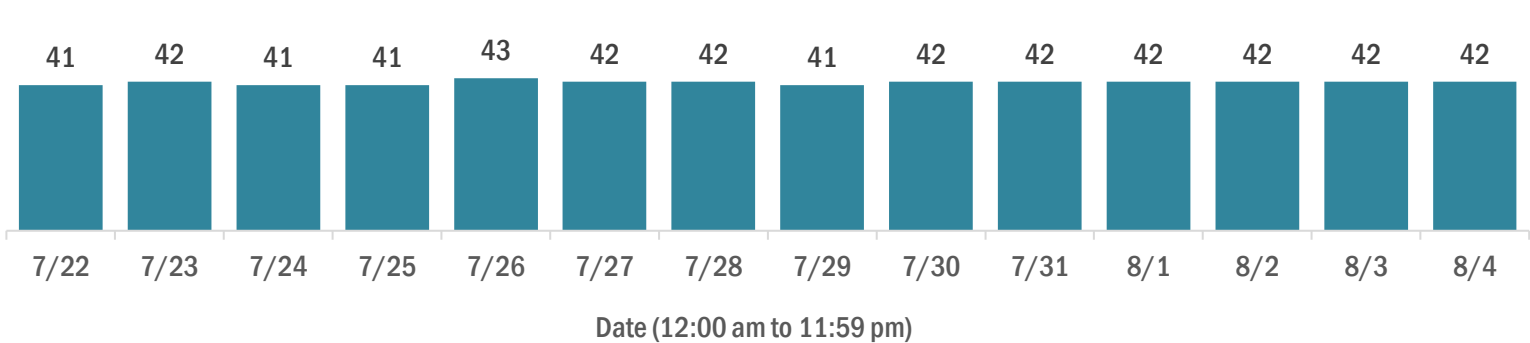
Data in this report are provisional and subject to change.

Cases in Florida residents per day for the past 2 weeks

Number of cases per day



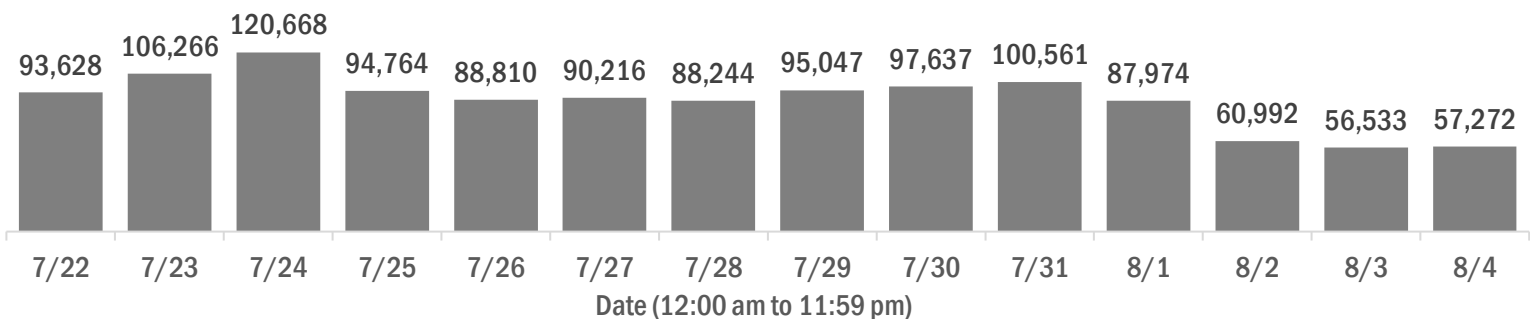
Median age of cases by day



Laboratory testing for Florida residents and non-Florida residents over the past 2 weeks

Number of people tested per day

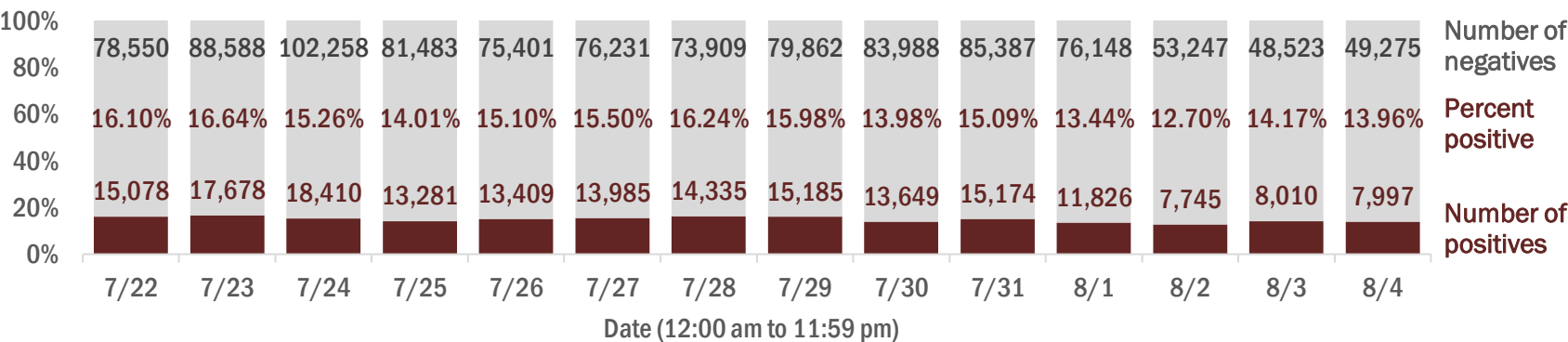
These counts include the number of people for whom the department received PCR or antigen laboratory results by day. People tested on multiple days will be included for each day a new result was received. A person is only counted once for each day they are tested, regardless of whether multiple specimens are tested or multiple results are received.



Number and percent of positive labs

The percent of positive results ranged from 12.70% to 16.64% over the past 2 weeks and was 13.96% yesterday.

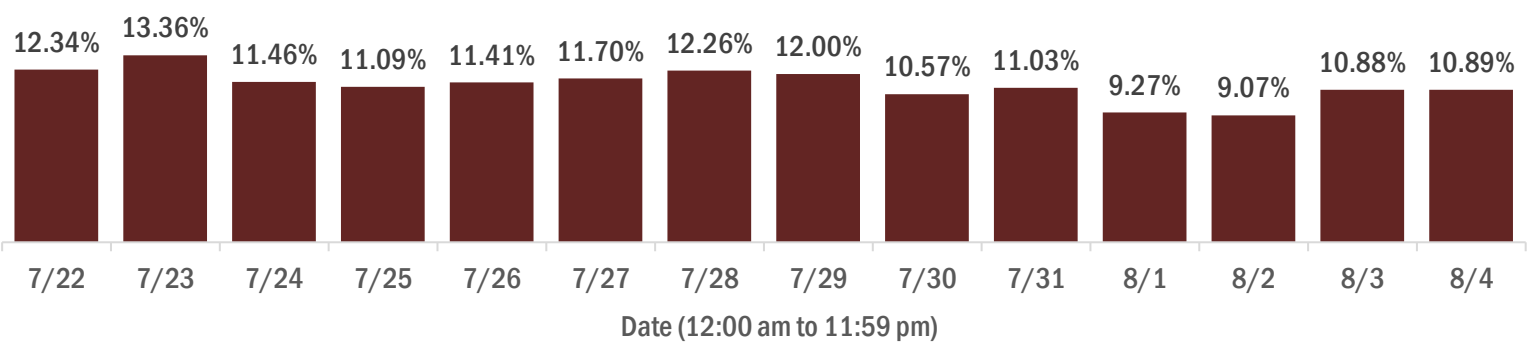
These counts include the number of people for whom the department received PCR or antigen laboratory results by day. People tested on multiple days will be included for each day a new result was received. A person is only counted once for each day they are tested, regardless of whether multiple specimens are tested or multiple results are received. If a person has a positive specimen and a negative specimen in the same day, only the positive result is counted.



Percent positivity for new cases

The percent of positive results ranged from 9.07% to 13.36% over the past 2 weeks and was 10.89% yesterday.

This percent is the number of people who test PCR- or antigen-positive for the first time divided by all the people tested that day, excluding people who have previously tested positive.



COVID-19: characteristics of 497,181 Florida resident cases

Data through Aug 4, 2020 verified as of Aug 5, 2020 at 09:25 AM

Data in this report are provisional and subject to change.

Age group	Cases		Hospitalizations		Deaths	
0-4 years	8,389	2%	170	1%	0	0%
5-14 years	19,453	4%	130	0%	3	0%
15-24 years	75,737	15%	705	2%	20	0%
25-34 years	96,541	19%	1,725	6%	53	1%
35-44 years	81,899	16%	2,564	9%	164	2%
45-54 years	79,507	16%	3,723	13%	331	4%
55-64 years	64,192	13%	5,064	18%	790	10%
65-74 years	37,051	7%	5,558	19%	1,555	20%
75-84 years	21,198	4%	5,123	18%	2,185	29%
85+ years	12,294	2%	3,811	13%	2,526	33%
Unknown	920	0%	0	0%	0	0%
Total	497,181		28,573		7,627	

Gender	Cases	
Female	254,758	51%
Male	238,713	48%
Unknown	3,710	1%
Total	497,181	

Ethnicity	Cases		Hospitalizations		Deaths	
Hispanic	130,755	26%	8,936	31%	1,929	25%
Non-Hispanic	168,896	34%	17,655	62%	4,885	64%
Unknown	197,530	40%	1,982	7%	813	11%
Total	497,181		28,573		7,627	

Race and ethnicity	Cases		Hospitalizations		Deaths	
White	193,323	39%	17,054	60%	5,052	66%
Hispanic	85,644	17%	6,385	22%	1,498	20%
Non-Hispanic	89,292	18%	9,926	35%	3,217	42%
Unknown	18,387	4%	743	3%	337	4%
Black	74,454	15%	7,056	25%	1,532	20%
Hispanic	3,413	1%	311	1%	54	1%
Non-Hispanic	61,583	12%	6,508	23%	1,402	18%
Unknown	9,458	2%	237	1%	76	1%
Other race	54,387	11%	3,347	12%	612	8%
Hispanic	27,130	5%	2,009	7%	303	4%
Non-Hispanic	14,734	3%	1,125	4%	227	3%
Unknown	12,523	3%	213	1%	82	1%
Unknown race	175,017	35%	1,116	4%	431	6%
Hispanic	14,568	3%	231	1%	74	1%
Non-Hispanic	3,287	1%	96	0%	39	1%
Unknown	157,162	32%	789	3%	318	4%
Total	497,181		28,573		7,627	

Hospitalization counts include anyone who was hospitalized at some point during their illness. It does not reflect the number of people currently hospitalized. **Other race** includes any person with a race of American Indian/Alaskan native, Asian, native Hawaiian/Pacific Islander, or other.

COVID-19: deaths in Florida residents and staff of long-term care facilities

Data through Aug 4, 2020 verified as of Aug 5, 2020 at 09:25 AM

Data in this report are provisional and subject to change.

For current cases in residents or staff of long-term care facilities, please visit: <https://floridahealthcovid19.gov/>

County	Deaths		County	Deaths		County	Deaths	
Dade	619	<div><div></div></div> 19%	Marion	26	<div><div></div></div> 1%	Madison	4	<div><div></div></div> 0%
Palm Beach	361	<div><div></div></div> 11%	Suwannee	26	<div><div></div></div> 1%	Baker	3	<div><div></div></div> 0%
Pinellas	320	<div><div></div></div> 10%	Osceola	25	<div><div></div></div> 1%	Highlands	3	<div><div></div></div> 0%
Broward	223	<div><div></div></div> 7%	Indian River	23	<div><div></div></div> 1%	Okeechobee	3	<div><div></div></div> 0%
Hillsborough	186	<div><div></div></div> 6%	Hendry	19	<div><div></div></div> 1%	Bradford	2	<div><div></div></div> 0%
Lee	174	<div><div></div></div> 5%	Hernando	19	<div><div></div></div> 1%	Gilchrist	2	<div><div></div></div> 0%
Polk	159	<div><div></div></div> 5%	Okaloosa	16	<div><div></div></div> 0%	Hardee	2	<div><div></div></div> 0%
Manatee	103	<div><div></div></div> 3%	Lake	14	<div><div></div></div> 0%	Nassau	2	<div><div></div></div> 0%
Sarasota	75	<div><div></div></div> 2%	Washington	12	<div><div></div></div> 0%	Desoto	1	<div><div></div></div> 0%
Seminole	73	<div><div></div></div> 2%	Alachua	11	<div><div></div></div> 0%	Flagler	1	<div><div></div></div> 0%
Volusia	70	<div><div></div></div> 2%	Walton	11	<div><div></div></div> 0%	Holmes	1	<div><div></div></div> 0%
Brevard	69	<div><div></div></div> 2%	Putnam	10	<div><div></div></div> 0%	Levy	1	<div><div></div></div> 0%
Duval	69	<div><div></div></div> 2%	Citrus	9	<div><div></div></div> 0%	Monroe	1	<div><div></div></div> 0%
St. Lucie	68	<div><div></div></div> 2%	Sumter	9	<div><div></div></div> 0%	Taylor	1	<div><div></div></div> 0%
Escambia	63	<div><div></div></div> 2%	Gadsden	8	<div><div></div></div> 0%	Total	3,242	
Collier	55	<div><div></div></div> 2%	Leon	8	<div><div></div></div> 0%			
Charlotte	53	<div><div></div></div> 2%	Bay	7	<div><div></div></div> 0%			
Martin	50	<div><div></div></div> 2%	St. Johns	7	<div><div></div></div> 0%			
Pasco	49	<div><div></div></div> 2%	Calhoun	6	<div><div></div></div> 0%			
Orange	37	<div><div></div></div> 1%	Columbia	5	<div><div></div></div> 0%			
Clay	30	<div><div></div></div> 1%	Santa Rosa	5	<div><div></div></div> 0%			
Jackson	29	<div><div></div></div> 1%	Jefferson	4	<div><div></div></div> 0%			

Note: cases are summarized by the county of usual residence. Residents and staff may be cases associated with facilities that are not in their county of usual residence, resulting in cases being included below for counties that do not have facilities with known cases.

COVID-19: characteristics of 502,739 cases

Data through Aug 4, 2020 verified as of Aug 5, 2020 at 09:25 AM

Data in this report are provisional and subject to change.

Tables below include cases in Florida residents and non-Florida residents.

All 67 Florida counties have cases:

County	FL resident cases		Non-FL resident cases	Total cases	FL resident deaths	FL death rate
Dade	125,077	<div></div> 25%	872	125,949	1,775	1.4%
Broward	58,838	<div></div> 12%	516	59,354	783	1.3%
Palm Beach	34,931	<div></div> 7%	352	35,283	882	2.5%
Hillsborough	31,067	<div></div> 6%	130	31,197	377	1.2%
Orange	30,039	<div></div> 6%	386	30,425	250	0.8%
Duval	21,982	<div></div> 4%	233	22,215	164	0.7%
Pinellas	17,083	<div></div> 3%	119	17,202	467	2.7%
Lee	15,677	<div></div> 3%	284	15,961	317	2.0%
Polk	13,375	<div></div> 3%	44	13,419	298	2.2%
Collier	9,903	<div></div> 2%	147	10,050	129	1.3%
Osceola	9,072	<div></div> 2%	84	9,156	94	1.0%
Manatee	8,845	<div></div> 2%	93	8,938	188	2.1%
Escambia	7,492	<div></div> 2%	875	8,367	107	1.4%
Volusia	7,316	<div></div> 1%	56	7,372	121	1.7%
Seminole	6,799	<div></div> 1%	27	6,826	105	1.5%
Pasco	6,673	<div></div> 1%	35	6,708	104	1.6%
Sarasota	5,889	<div></div> 1%	51	5,940	129	2.2%
Brevard	5,691	<div></div> 1%	21	5,712	132	2.3%
Marion	5,529	<div></div> 1%	14	5,543	76	1.4%
St. Lucie	5,375	<div></div> 1%	21	5,396	141	2.6%
Lake	4,765	<div></div> 1%	29	4,794	59	1.2%
Leon	4,451	<div></div> 1%	86	4,537	21	0.5%
Bay	3,922	<div></div> 1%	66	3,988	45	1.1%
Alachua	3,809	<div></div> 1%	53	3,862	25	0.7%
Martin	3,665	<div></div> 1%	24	3,689	84	2.3%
Santa Rosa	3,585	<div></div> 1%	25	3,610	32	0.9%
St. Johns	3,412	<div></div> 1%	38	3,450	31	0.9%
Okaloosa	3,130	<div></div> 1%	30	3,160	34	1.1%
Clay	3,013	<div></div> 1%	8	3,021	49	1.6%
Columbia	2,662	<div></div> 1%	10	2,672	13	0.5%
Indian River	2,372	<div></div> 0%	13	2,385	50	2.1%
Charlotte	2,097	<div></div> 0%	7	2,104	89	4.2%
Hernando	1,828	<div></div> 0%	14	1,842	38	2.1%
Jackson	1,730	<div></div> 0%	15	1,745	35	2.0%
Hendry	1,694	<div></div> 0%	0	1,694	37	2.2%

County	FL resident cases		Non-FL resident cases	Total cases	FL resident deaths	FL death rate
Gadsden	1,606	0%	8	1,614	21	1.3%
Putnam	1,422	0%	0	1,422	22	1.5%
Monroe	1,378	0%	26	1,404	13	0.9%
Citrus	1,370	0%	3	1,373	34	2.5%
Desoto	1,310	0%	3	1,313	16	1.2%
Highlands	1,308	0%	3	1,311	30	2.3%
Walton	1,186	0%	115	1,301	14	1.2%
Suwannee	1,207	0%	17	1,224	38	3.1%
Sumter	1,172	0%	8	1,180	40	3.4%
Nassau	1,089	0%	66	1,155	11	1.0%
Flagler	965	0%	10	975	13	1.3%
Okeechobee	971	0%	4	975	6	0.6%
Hardee	859	0%	7	866	7	0.8%
Taylor	765	0%	3	768	4	0.5%
Washington	708	0%	8	716	14	2.0%
Madison	652	0%	11	663	8	1.2%
Unknown	191	0%	448	639	0	0.0%
Wakulla	629	0%	6	635	4	0.6%
Levy	629	0%	3	632	4	0.6%
Hamilton	590	0%	5	595	4	0.7%
Holmes	450	0%	10	460	2	0.4%
Gulf	427	0%	9	436	2	0.5%
Jefferson	428	0%	5	433	5	1.2%
Baker	429	0%	0	429	4	0.9%
Glades	396	0%	0	396	3	0.8%
Liberty	393	0%	0	393	2	0.5%
Bradford	343	0%	0	343	4	1.2%
Calhoun	334	0%	0	334	7	2.1%
Gilchrist	330	0%	0	330	3	0.9%
Dixie	289	0%	0	289	4	1.4%
Union	259	0%	0	259	4	1.5%
Franklin	195	0%	2	197	2	1.0%
Lafayette	113	0%	0	113	1	0.9%
Total	497,181		5,558	502,739	7,627	1.5%

COVID-19: characteristics of 497,181 Florida resident cases

Data through Aug 4, 2020 verified as of Aug 5, 2020 at 09:25 AM

Data in this report are provisional and subject to change.

The table below includes the cities and counties of residence for cases in Florida residents based on the patient's ZIP Code.

Note that city is not always received as part of the initial notification and may be missing while the case is being investigated.

City and county	Cases
Miami, Dade	76,918
Orlando, Orange	22,961
Jacksonville, Duval	20,484
Tampa, Hillsborough	18,891
Hialeah, Dade	18,474
Fort Lauderdale, Broward	13,273
Hollywood, Broward	11,481
West Palm Beach, Palm Beach	8,812
Homestead, Dade	8,355
Kissimmee, Osceola	7,377
Naples, Collier	7,164
Saint Petersburg, Pinellas	7,131
Pompano Beach, Broward	6,972
Pensacola, Escambia	6,570
Fort Myers, Lee	6,460
Bradenton, Manatee	6,081
Lake Worth, Palm Beach	4,849
Boca Raton, Palm Beach	4,742
Sarasota, Sarasota	4,406
Ocala, Marion	4,396
Tallahassee, Leon	4,343
Lakeland, Polk	4,096
Miramar, Broward	3,707
Cape Coral, Lee	3,622
Clearwater, Pinellas	3,363
Miami Beach, Dade	3,313
Miami Gardens, Dade	3,240
Port Saint Lucie, St. Lucie	3,189
Lehigh Acres, Lee	3,168
Boynton Beach, Palm Beach	3,110
Gainesville, Alachua	3,097
Winter Haven, Polk	2,697
Panama City, Bay	2,656
Lake City, Columbia	2,564
Coral Springs, Broward	2,556
Delray Beach, Palm Beach	2,386
Opa Locka, Dade	2,304
Immokalee, Collier	2,095
Davie, Broward	2,081
Brandon, Hillsborough	2,060
Doral, Dade	2,044
Milton, Santa Rosa	2,030
Sunrise, Broward	2,025
Fort Pierce, St. Lucie	1,954
Riverview, Hillsborough	1,944
Apopka, Orange	1,883
Plant City, Hillsborough	1,875
North Miami Beach, Dade	1,814
Stuart, Martin	1,798
Missing, Broward	1,787
Saint Augustine, St. Johns	1,784
Largo, Pinellas	1,761
Melbourne, Brevard	1,717
Deerfield Beach, Broward	1,647
Vero Beach, Indian River	1,642
Tamarac, Broward	1,640
Sanford, Seminole	1,617
Jupiter, Palm Beach	1,608
Plantation, Broward	1,606

COVID-19: characteristics of 497,181 Florida resident cases

Data through Aug 4, 2020 verified as of Aug 5, 2020 at 09:25 AM

Data in this report are provisional and subject to change.

The table below includes the cities and counties of residence for cases in Florida residents based on the patient's ZIP Code.

Note that city is not always received as part of the initial notification and may be missing while the case is being investigated.

City and county	Cases
Daytona Beach, Volusia	1,567
New Port Richey, Pasco	1,543
Saint Cloud, Osceola	1,446
Orange Park, Clay	1,436
Lake Worth Beach, Palm Beach	1,409
Deltona, Volusia	1,401
Palmetto, Manatee	1,327
Margate, Broward	1,291
Weston, Broward	1,212
Palm Bay, Brevard	1,188
Clermont, Lake	1,188
North Lauderdale, Broward	1,186
Deland, Volusia	1,183
Palm Beach Gardens, Palm Beach	1,166
Arcadia, Desoto	1,152
Altamonte Springs, Seminole	1,146
Hallandale, Broward	1,129
Winter Park, Orange	1,126
Winter Garden, Orange	1,125
Fort Walton Beach, Okaloosa	1,123
Coconut Creek, Broward	1,121
Haines City, Polk	1,104
Davenport, Polk	1,069
Oviedo, Seminole	1,059
Bonita Springs, Lee	1,048
Port Charlotte, Charlotte	1,042
Royal Palm Beach, Palm Beach	1,037
Ocoee, Orange	1,033
Coral Gables, Dade	1,018
Spring Hill, Hernando	1,009
North Miami, Dade	1,006
Live Oak, Suwannee	982
Palm Harbor, Pinellas	963
Oakland Park, Broward	950
Land O Lakes, Pasco	945
Quincy, Gadsden	925
Okeechobee, Okeechobee	923
Miami Lakes, Dade	923
Wellington, Palm Beach	921
Wesley Chapel, Pasco	902
Indiantown, Martin	901
Pinellas Park, Pinellas	893
Ruskin, Hillsborough	883
Clewiston, Hendry	882
Lutz, Hillsborough	839
Florida City, Dade	837
Valrico, Hillsborough	833
Punta Gorda, Charlotte	821
Longwood, Seminole	818
Seminole, Pinellas	817
Pembroke Pines, Broward	817
Belle Glade, Palm Beach	803
Wimauma, Hillsborough	738
Missing, Palm Beach	735
Leesburg, Lake	734
Missing, Dade	729
Palatka, Putnam	711
Palm Coast, Flagler	706
Windermere, Orange	706

COVID-19: characteristics of 497,181 Florida resident cases

Data through Aug 4, 2020 verified as of Aug 5, 2020 at 09:25 AM

Data in this report are provisional and subject to change.

The table below includes the cities and counties of residence for cases in Florida residents based on the patient's ZIP Code.

Note that city is not always received as part of the initial notification and may be missing while the case is being investigated.

City and county	Cases
Casselberry, Seminole	701
Perry, Taylor	700
Jacksonville Beach, Duval	689
Bartow, Polk	685
Graceville, Jackson	669
Key West, Monroe	647
Ormond Beach, Volusia	646
Crestview, Okaloosa	643
Middleburg, Clay	639
Aventura, Dade	638
North Port, Sarasota	626
Brooksville, Hernando	613
Kissimmee, Polk	612
Cantonment, Escambia	608
Lake Mary, Seminole	599
Cocoa, Brevard	598
Auburndale, Polk	587
Tavares, Lake	584
Zephyrhills, Pasco	578
North Fort Myers, Lee	574
Sebring, Highlands	568
Hudson, Pasco	565
Chipley, Washington	563
Port Richey, Pasco	561
Labelle, Hendry	559
Dade City, Pasco	556
Loxahatchee, Palm Beach	538
Crawfordville, Wakulla	537
Winter Springs, Seminole	528
Gulf Breeze, Santa Rosa	522
Lynn Haven, Bay	522
Riviera Beach, Palm Beach	509
Tarpon Springs, Pinellas	508
Maitland, Orange	501
Lake Wales, Polk	499
Port Orange, Volusia	494
Panama City Beach, Bay	494
Seffner, Hillsborough	487
Mulberry, Polk	484
Venice, Sarasota	476
Marianna, Jackson	474
Cooper City, Broward	461
Sarasota, Manatee	460
Holiday, Pasco	456
Saint Johns, St. Johns	455
Ponte Vedra Beach, St. Johns	455
Orange City, Volusia	451
South Bay, Palm Beach	445
Destin, Okaloosa	444
Fernandina Beach, Nassau	435
Missing, Collier	426
Dunedin, Pinellas	425
Avon Park, Highlands	424
Navarre, Santa Rosa	422
Wauchula, Hardee	415
Dania, Broward	415
Santa Rosa Beach, Walton	412
Defuniak Springs, Walton	410
The Villages, Sumter	407

COVID-19: characteristics of 497,181 Florida resident cases

Data through Aug 4, 2020 verified as of Aug 5, 2020 at 09:25 AM

Data in this report are provisional and subject to change.

The table below includes the cities and counties of residence for cases in Florida residents based on the patient's ZIP Code.

Note that city is not always received as part of the initial notification and may be missing while the case is being investigated.

City and county	Cases
Merritt Island, Brevard	406
Pahokee, Palm Beach	405
Eustis, Lake	405
Green Cove Springs, Clay	397
Jasper, Hamilton	394
Parrish, Manatee	393
Dover, Hillsborough	389
Titusville, Brevard	388
Madison, Madison	387
Palm City, Martin	387
South Miami, Dade	386
Monticello, Jefferson	385
Fleming Island, Clay	384
Lantana, Palm Beach	374
Pinecrest, Dade	373
Gibsonton, Hillsborough	368
Moore Haven, Glades	368
Rockledge, Brevard	367
Fellsmere, Indian River	365
Odessa, Hillsborough	360
Missing, Hillsborough	357
New Smyrna Beach, Volusia	354
Groveland, Lake	348
Bonifay, Holmes	348
Estero, Lee	348
Inverness, Citrus	344
Bristol, Liberty	336
Parkland, Broward	335
Key Biscayne, Dade	326
Niceville, Okaloosa	325
Mount Dora, Lake	325
Carol City, Dade	324
Missing, Duval	322
Lauderdale Lakes, Broward	318
Atlantic Beach, Duval	311
Crescent City, Putnam	311
Polk City, Polk	305
Debary, Volusia	304
Oldsmar, Pinellas	299
Lauderhill, Broward	297
Missing, Orange	273
North Palm Beach, Palm Beach	272
Lithia, Hillsborough	270
Palm Springs, Palm Beach	268
Pace, Santa Rosa	266
Apollo Beach, Hillsborough	265
Frostproof, Polk	260
Sun City Center, Hillsborough	260
Hobe Sound, Martin	259
Starke, Bradford	257
Missing, Pasco	257
Wilton Manors, Broward	253
Sebastian, Indian River	239
Missing, Santa Rosa	238
Yulee, Nassau	234
Summerfield, Marion	233
Macclenny, Baker	233
Alachua, Alachua	232
Fort Meade, Polk	227

COVID-19: characteristics of 497,181 Florida resident cases

Data through Aug 4, 2020 verified as of Aug 5, 2020 at 09:25 AM

Data in this report are provisional and subject to change.

The table below includes the cities and counties of residence for cases in Florida residents based on the patient's ZIP Code.

Note that city is not always received as part of the initial notification and may be missing while the case is being investigated.

City and county	Cases
Ellenton, Manatee	226
Missing, St. Johns	223
Missing, St. Lucie	220
Ponte Vedra, St. Johns	219
Safety Harbor, Pinellas	218
Bushnell, Sumter	217
Missing, Hendry	216
Sneads, Jackson	210
Missing, Polk	208
Chattahoochee, Gadsden	205
Trenton, Gilchrist	203
Bellevue, Marion	202
Williston, Levy	202
Blountstown, Calhoun	201
Palmetto Bay, Dade	199
Havana, Gadsden	197
Crystal River, Citrus	196
Key Largo, Monroe	191
Chiefland, Levy	189
Jensen Beach, Martin	187
Wildwood, Sumter	187
Port Saint Joe, Gulf	185
Homosassa, Citrus	183
Wewahitchka, Gulf	179
Callahan, Nassau	178
Lake Placid, Highlands	178
Lady Lake, Lake	177
Missing, Hardee	174
Mary Esther, Okaloosa	172
Shalimar, Okaloosa	168
Mascotte, Lake	168
Missing, Citrus	167
Newberry, Alachua	167
Old Town, Dixie	166
Missing, Marion	166
Dunnellon, Marion	165
Edgewater, Volusia	163
Missing, Volusia	163
Bowling Green, Hardee	161
Missing, Lee	160
Jacksonville, St. Johns	160
Missing, Madison	157
Thonotosassa, Hillsborough	154
Marathon, Monroe	151
Southwest Ranches, Broward	150
South Miami Heights, Dade	149
Lake Butler, Union	149
Lake Alfred, Polk	146
Freeport, Walton	145
Missing, Osceola	143
Missing, Brevard	140
El Portal, Dade	138
Minneola, Lake	137
Myakka City, Manatee	134
Satellite Beach, Brevard	134
Missing, Desoto	134
Cocoa Beach, Brevard	133
Pierson, Volusia	132
Neptune Beach, Duval	131

COVID-19: characteristics of 497,181 Florida resident cases

Data through Aug 4, 2020 verified as of Aug 5, 2020 at 09:25 AM

Data in this report are provisional and subject to change.

The table below includes the cities and counties of residence for cases in Florida residents based on the patient's ZIP Code.

Note that city is not always received as part of the initial notification and may be missing while the case is being investigated.

City and county	Cases
Biscayne Park, Dade	130
Missing, Hernando	130
Sorrento, Lake	127
Nokomis, Sarasota	127
Jennings, Hamilton	127
Clearwater Beach, Pinellas	126
Bronson, Levy	124
Marco Island, Collier	124
Missing, Highlands	123
Spring Hill, Pasco	122
Medley, Dade	122
Missing, Martin	120
West Melbourne, Brevard	119
Crossings, Dade	118
Missing, Seminole	118
Coconut Grove, Dade	118
Midway, Gadsden	117
Hilliard, Nassau	117
Gulfport, Pinellas	117
Lake Park, Palm Beach	117
Holly Hill, Volusia	116
Missing, Indian River	115
Tavernier, Monroe	115
Lecanto, Citrus	114
Englewood, Charlotte	113
Beverly Hills, Citrus	112
Everglades National Park, Dade	111
Carrabelle, Franklin	110
Bunnell, Flagler	105
De Leon Springs, Volusia	104
Kendall, Dade	104
Missing, Pinellas	104
Mayo, Lafayette	102
Cutler Ridge, Dade	102
Miramar Beach, Walton	102
Missing, Monroe	97
Zolfo Springs, Hardee	96
Umatilla, Lake	96
Molino, Escambia	95
Cross City, Dixie	95
Alva, Lee	95
Jay, Santa Rosa	94
Bell, Gilchrist	94
Missing, Nassau	93
Missing, Unknown	93
Indialantic, Brevard	91
Palm Beach, Palm Beach	90
Englewood, Sarasota	89
High Springs, Alachua	88
Fort White, Columbia	88
Hernando, Citrus	87
Fruitland Park, Lake	87
Kenneth City, Pinellas	87
Tequesta, Palm Beach	86
Flagler Beach, Flagler	84
Missing, Sarasota	83
Gretna, Gadsden	81
Montverde, Lake	80
Trinity, Pasco	80

COVID-19: characteristics of 497,181 Florida resident cases

Data through Aug 4, 2020 verified as of Aug 5, 2020 at 09:25 AM

Data in this report are provisional and subject to change.

The table below includes the cities and counties of residence for cases in Florida residents based on the patient's ZIP Code. Note that city is not always received as part of the initial notification and may be missing while the case is being investigated.

City and county	Cases
Century, Escambia	80
East Palatka, Putnam	79
Missing, Clay	79
Missing, Jackson	78
Gotha, Orange	78
South Daytona, Volusia	77
Dunnellon, Citrus	77
Uleta, Dade	76
Cottondale, Jackson	76
Greenwood, Jackson	76
Missing, Okaloosa	76
Oxford, Sumter	76
Chuluota, Seminole	76
Citra, Marion	75
Rotunda West, Charlotte	74
Glen Saint Mary, Baker	74
Raiford, Union	74
Eagle Lake, Polk	73
Cape Canaveral, Brevard	73
Sanderson, Baker	72
Coral, Dade	71
Archer, Alachua	70
Silver Springs, Marion	70
Geneva, Seminole	69
Youngstown, Bay	69
Keystone Heights, Clay	69
Baker, Okaloosa	68
Missing, Leon	68
Osprey, Sarasota	68
Reddick, Marion	67
Missing, Lake	67
Missing, Flagler	67
Weeki Wachee, Hernando	66
Hawthorne, Alachua	66
White Springs, Hamilton	66
Avon Park, Polk	66
Mims, Brevard	65
Altha, Calhoun	65
West Miami, Dade	64
Fort Myers Beach, Lee	64
Vernon, Washington	64
Lake Panasoffkee, Sumter	62
Golden Beach, Dade	62
Missing, Gulf	62
Hastings, St. Johns	61
Branford, Suwannee	60
Interlachen, Putnam	60
Southport, Bay	60
Sweetwater, Dade	60
Zellwood, Orange	60
Pomona Park, Putnam	60
Ave Maria, Collier	59
Dundee, Polk	59
Missing, Escambia	59
Missing, Manatee	58
O Brien, Suwannee	58
Melbourne Beach, Brevard	58
Webster, Sumter	57
Oakland, Orange	56

COVID-19: characteristics of 497,181 Florida resident cases

Data through Aug 4, 2020 verified as of Aug 5, 2020 at 09:25 AM

Data in this report are provisional and subject to change.

The table below includes the cities and counties of residence for cases in Florida residents based on the patient's ZIP Code.

Note that city is not always received as part of the initial notification and may be missing while the case is being investigated.

City and county	Cases
Greenville, Madison	55
Satsuma, Putnam	54
Indian Rocks Beach, Pinellas	53
Belle Isle, Orange	53
Missing, Gadsden	52
Missing, Levy	52
Missing, Wakulla	52
Islamorada, Monroe	51
Bal Harbour, Dade	51
Apalachicola, Franklin	51
Missing, Washington	51
Ocklawaha, Marion	50
South Pasadena, Pinellas	49
Missing, Baker	49
Grand Island, Lake	49
Surfside, Dade	48
Seville, Volusia	48
Viera, Brevard	47
Missing, Okeechobee	46
Coleman, Sumter	45
Grand Ridge, Jackson	45
Lakewood Ranch, Manatee	43
San Antonio, Pasco	43
Missing, Calhoun	42
Greenacres, Palm Beach	42
Fountain, Bay	42
Missing, Walton	41
Lee, Madison	41
Floral City, Citrus	41
Lawtey, Bradford	41
Mcalpin, Suwannee	40
Mcdavid, Escambia	40
Missing, Sumter	39
Poinciana, Polk	39
Indian Harbour Beach, Brevard	39
Lake Hamilton, Polk	38
Elkton, St. Johns	38
Citrus Springs, Citrus	37
Missing, Holmes	37
Stock Island, Monroe	37
Sanibel, Lee	37
Center Hill, Sumter	36
Celebration, Osceola	36
Alford, Jackson	35
Howey-In-The-Hills, Lake	34
Christmas, Orange	34
Valparaiso, Okaloosa	34
Melrose, Putnam	34
Malabar, Brevard	33
Summerland Key, Monroe	33
Westville, Holmes	33
Welaka, Putnam	33
Malone, Jackson	33
Princeton, Dade	32
Inlet Beach, Walton	32
Lauderdale By The Sea, Broward	32
Astatula, Lake	32
Lake Helen, Volusia	32
Morriston, Levy	32

COVID-19: characteristics of 497,181 Florida resident cases

Data through Aug 4, 2020 verified as of Aug 5, 2020 at 09:25 AM

Data in this report are provisional and subject to change.

The table below includes the cities and counties of residence for cases in Florida residents based on the patient's ZIP Code. Note that city is not always received as part of the initial notification and may be missing while the case is being investigated.

City and county	Cases
Micanopy, Alachua	32
Cutler Bay, Dade	32
Wellborn, Suwannee	32
Juno Beach, Palm Beach	31
Bokeelia, Lee	30
Steinhatchee, Taylor	30
Fisher Island, Dade	30
Anthony, Marion	30
Atlantis, Palm Beach	29
Babson Park, Polk	29
Madeira Beach, Pinellas	29
Osteen, Volusia	29
Florida State University, Leon	29
Missing, Gilchrist	29
Weirsdale, Marion	29
Bryceville, Nassau	29
Missing, Bay	28
Laurel Hill, Okaloosa	28
Ponce De Leon, Holmes	28
Bay Harbor Islands, Dade	28
Missing, Liberty	28
Greensboro, Gadsden	28
Hallandale Beach, Broward	28
San Mateo, Putnam	27
Belleair, Pinellas	27
Hypoluxo, Palm Beach	27
Hosford, Liberty	27
Big Pine Key, Monroe	27
Lady Lake, Sumter	26
Canal Point, Palm Beach	26
Missing, Jefferson	26
Felda, Hendry	25
Missing, Taylor	25
Missing, Suwannee	25
Naranja, Dade	25
Yalaha, Lake	25
The Villages, Lake	25
Destin, Walton	25
Fern Park, Seminole	25
Eglin Air Force Base, Okaloosa	24
Patrick Air Force Base, Brevard	24
Ochopee, Collier	23
Astor, Lake	23
Haverhill, Palm Beach	22
Bradenton Beach, Manatee	22
Sunny Isles Beach, Dade	22
Belleair Beach, Pinellas	22
Unknown, Orange	22
Florida Dept Of Corrections, Union	22
Saint James City, Lee	21
Missing, Dixie	21
Odessa, Pasco	21
Grant-Valkaria, Brevard	21
Longboat Key, Manatee	21
Holt, Okaloosa	20
Campbellton, Jackson	20
Missing, Bradford	20
Sumterville, Sumter	20
Missing, Charlotte	20

COVID-19: characteristics of 497,181 Florida resident cases

Data through Aug 4, 2020 verified as of Aug 5, 2020 at 09:25 AM

Data in this report are provisional and subject to change.

The table below includes the cities and counties of residence for cases in Florida residents based on the patient's ZIP Code.

Note that city is not always received as part of the initial notification and may be missing while the case is being investigated.

City and county	Cases
Oak Hill, Volusia	20
Eastpoint, Franklin	19
Miami Springs, Dade	19
Sopchoppy, Wakulla	19
Caryville, Washington	19
Temple Terrace, Hillsborough	19
Callaway, Bay	18
Altoona, Lake	18
Kissimmee, Orange	18
Lamont, Jefferson	17
Hialeah Gardens, Dade	17
Crystal Beach, Pinellas	17
Baldwin, Duval	17
Georgetown, Putnam	16
Paisley, Lake	16
Kindred, Osceola	16
Edgewood, Orange	16
Waverly, Polk	16
North Bay Village, Dade	16
Clarksville, Calhoun	16
Fort McCoy, Marion	15
Ponce Inlet, Volusia	15
Panacea, Wakulla	15
Tice, Lee	15
Placida, Charlotte	15
Waldo, Alachua	15
Missing, Franklin	14
Miami Shores, Dade	14
Fruit Cove, St. Johns	14
Missing, Union	14
Brooker, Bradford	14
Alafaya, Orange	13
Carrollwood, Hillsborough	13
Singer Island, Palm Beach	13
West Park, Broward	13
Ona, Hardee	13
Hollister, Putnam	13
Holmes Beach, Manatee	13
Nocatee, Desoto	12
Inglis, Levy	12
Fort Denaud, Hendry	12
Village Of Palmetto Bay, Dade	12
Terra Ceia, Manatee	12
Eaton Park, Polk	12
Bascom, Jackson	12
Unknown, Dade	12
Winter Park, Seminole	12
Florahome, Putnam	12
Matlacha, Lee	12
Okahumpka, Lake	12
Pinetta, Madison	12
Palm Shores, Brevard	12
Barefoot Bay, Brevard	11
Lighthouse Point, Broward	11
North Redington Beach, Pinellas	11
Tierra Verde, Pinellas	11
Sebastian, Brevard	11
Mexico Beach, Bay	11
Bay Pines, Pinellas	11

COVID-19: characteristics of 497,181 Florida resident cases

Data through Aug 4, 2020 verified as of Aug 5, 2020 at 09:25 AM

Data in this report are provisional and subject to change.

The table below includes the cities and counties of residence for cases in Florida residents based on the patient's ZIP Code.

Note that city is not always received as part of the initial notification and may be missing while the case is being investigated.

City and county	Cases
Goulds, Dade	11
Santa Fe, Alachua	11
Harmony, Osceola	11
Heathrow, Seminole	10
Balm, Hillsborough	10
Bayonet Point, Pasco	10
Walnut Hill, Escambia	10
Dania Beach, Broward	10
Bellview, Escambia	10
Palmdale, Glades	10
Missing, Glades	10
Miami, Unknown	9
Intercession City, Osceola	9
Treasure Island, Pinellas	9
Highland City, Polk	9
Lake Suzy, Desoto	9
Mangonia Park, Palm Beach	9
Sun City, Hillsborough	9
Ocean Ridge, Palm Beach	9
Tioga, Alachua	8
Missing, Lafayette	8
Orange Lake, Marion	8
Homosassa Springs, Citrus	8
Key Colony Beach, Monroe	8
Kinard, Calhoun	8
Bagdad, Santa Rosa	8
Air Mail Facility, Dade	8
La Crosse, Alachua	8
Reunion, Osceola	8
Labelle, Glades	8
Hampton, Bradford	8
Kathleen, Polk	8
Lutz, Pasco	8
Saint Pete Beach, Pinellas	8
Tyndall Air Force Base, Bay	8
Sydney, Hillsborough	7
Eloise, Polk	7
Gonzalez, Escambia	7
Aloma, Orange	7
Cedar Key, Levy	7
Dowling Park, Suwannee	7
Venus, Highlands	7
Missing, Alachua	7
Lorida, Highlands	7
Wahneta, Polk	6
Buena Ventura Lakes, Osceola	6
Kenansville, Osceola	6
Enterprise, Volusia	6
Wabasso, Indian River	6
Maitland, Seminole	6
Paxton, Walton	6
Palma Sola, Manatee	6
Bradley, Polk	6
Jacksonville, Unknown	6
Mango, Hillsborough	5
Parker, Bay	5
North Venice, Sarasota	5
Tangerine, Orange	5
Shady Grove, Taylor	5

COVID-19: characteristics of 497,181 Florida resident cases

Data through Aug 4, 2020 verified as of Aug 5, 2020 at 09:25 AM

Data in this report are provisional and subject to change.

The table below includes the cities and counties of residence for cases in Florida residents based on the patient's ZIP Code. Note that city is not always received as part of the initial notification and may be missing while the case is being investigated.

City and county	Cases
Ferndale, Lake	5
Quail Heights, Dade	5
Plymouth, Orange	5
Penney Farms, Clay	5
Pensacola Beach, Santa Rosa	5
Murdock, Charlotte	5
Woodville, Leon	5
Long Boat Key, Manatee	5
Cloud Lake, Palm Beach	5
Ponce De Leon, Walton	5
Crystal Springs, Pasco	5
Poinciana, Osceola	5
Hernando Beach, Hernando	5
Hiawassee, Orange	5
Indian Lake Estates, Polk	5
Rubonia, Manatee	5
Perdido Key, Escambia	5
West Delray Beach, Palm Beach	5
Perrine, Dade	5
Pasadena, Pinellas	5
Goodland, Collier	5
Altamonte Springs, Orange	5
Celebration, Orange	4
Durant, Hillsborough	4
Leisure City, Dade	4
Nobleton, Hernando	4
Northdale, Hillsborough	4
Orlando, Osceola	4
Oneco, Manatee	4
Nichols, Polk	4
Missing, Putnam	4
South Palm Beach, Palm Beach	4
Miami, Broward	4
Hollywood, Unknown	4
Gulf Stream, Palm Beach	4
City Of Sunrise, Broward	4
PSL, Unknown	4
Steinhatchee, Dixie	4
Tallevast, Manatee	4
Eatonville, Orange	4
Lehigh, Lee	4
Maxville, Duval	4
Gulf Hammock, Levy	4
Ft Pierce, St. Lucie	4
Centerville, Leon	4
Pine Castle, Orange	4
Ybor City, Hillsborough	4
Cudjoe Key, Monroe	4
Homeland, Polk	4
Sparr, Marion	4
Trilby, Pasco	4
Long Key, Monroe	4
Bonifay, Washington	4
Davenport, Osceola	4
Ebro, Washington	4
Missing, Columbia	4
Ridge Manor, Pasco	4
Saint Lucie West, St. Lucie	4
Siesta Key, Sarasota	4

COVID-19: characteristics of 497,181 Florida resident cases

Data through Aug 4, 2020 verified as of Aug 5, 2020 at 09:25 AM

Data in this report are provisional and subject to change.

The table below includes the cities and counties of residence for cases in Florida residents based on the patient's ZIP Code.

Note that city is not always received as part of the initial notification and may be missing while the case is being investigated.

City and county	Cases
Unknown, Broward	4
Micco, Brevard	4
Lowell, Marion	4
Sewalls Point, Martin	4
Pembroke Park, Broward	4
Orlando, Seminole	4
Mayport, Duval	4
Buckingham, Lee	4
Hollywood, Dade	4
Graceville, Holmes	3
Hallandle Beach, Broward	3
Candler, Marion	3
Cortez, Manatee	3
Boca Grande, Lee	3
Pine Hills, Orange	3
Laud-By-The-Sea, Broward	3
Little Torch Key, Monroe	3
Lynbrook, Broward	3
Indian Shores, Pinellas	3
Lake Como, Putnam	3
Lake Monroe, Seminole	3
Fort Lauderdale, Unknown	3
Captiva, Lee	3
Belleair Bluffs, Pinellas	3
University Park, Manatee	3
Orlando, Unknown	3
Lake City, Suwannee	3
Green Acres, Palm Beach	3
Dinsmore, Duval	3
Fort Ogden, Desoto	3
Yankeetown, Levy	3
Missing, Hamilton	3
Hialeah, Unknown	3
Duette, Manatee	3
East Lake, Marion	3
Bayshore Gardens, Manatee	3
Azalea Park, Orange	3
Anna Maria, Manatee	3
Venice, Manatee	3
Ozona, Pinellas	3
Deerfield Beach, Unknown	3
Lulu, Columbia	3
Milligan, Okaloosa	3
Lacoochee, Pasco	3
Branford, Lafayette	3
Saint Marks, Wakulla	3
Pompano Beach, Unknown	3
Indian Creek Village, Dade	3
Braden River, Manatee	3
Fpo, Duval	3
Fanning Springs, Gilchrist	3
Elfers, Pasco	3
Indian River Shores, Indian River	3
Miromar Lakes, Lee	3
Mayport Naval Housing, Duval	3
Westchase, Hillsborough	3
Vernon, Bay	3
Virginia Gardens, Dade	3
Mount Plymouth, Lake	3

COVID-19: characteristics of 497,181 Florida resident cases

Data through Aug 4, 2020 verified as of Aug 5, 2020 at 09:25 AM

Data in this report are provisional and subject to change.

The table below includes the cities and counties of residence for cases in Florida residents based on the patient's ZIP Code.

Note that city is not always received as part of the initial notification and may be missing while the case is being investigated.

City and county	Cases
Port Saint John, Brevard	3
Saint Leo, Pasco	3
Lauderhill, Unknown	3
Lake Butler, Bradford	2
Jonesville, Alachua	2
Miami, Martin	2
El Jobean, Charlotte	2
Fort Lauderdale, Dade	2
Sand Lake, Orange	2
Roseland, Indian River	2
West Palm Beach, Unknown	2
New Smyrna, Volusia	2
Oakland Park, Unknown	2
Palma Ceia, Hillsborough	2
Wakulla Springs, Wakulla	2
Union Park, Orange	2
University Of Miami, Dade	2
Samoset, Manatee	2
Holder, Citrus	2
International Service Center, Dade	2
Mesa, Unknown	2
Miami Gardens, Unknown	2
Miramar, Dade	2
Ormond Beach, Flagler	2
San Carlos Park, Lee	2
Sorrento, Orange	2
Clewiston, Palm Beach	2
Longboat Key, Sarasota	2
Lakeshore, Polk	2
Earleton, Alachua	2
Lamont, Taylor	2
Miccosukee, Leon	2
Cypress, Jackson	2
Glenwood, Volusia	2
Gulf Breeze, Escambia	2
Sugarloaf, Monroe	2
Unknown, Seminole	2
Daytona Beach Shores, Volusia	2
Gibsonia, Polk	2
Everglades City, Collier	2
Fort Charlotte, Charlotte	2
Horseshoe Beach, Dixie	2
Lealman, Pinellas	2
Margate, Unknown	2
Madison, Unknown	2
Town N Country, Hillsborough	2
Port Salerno, Martin	2
Redington Beach, Pinellas	2
Redington Shores, Pinellas	2
Telogia, Liberty	2
Orlando, Brevard	2
Forest City, Orange	2
Chokoloskee, Collier	2
Alturas, Polk	2
Goldenrod, Seminole	2
Lake Harbor, Palm Beach	2
Loughman, Polk	2
Ponte Vedra, Duval	2
Port Charlotte, Unknown	2

COVID-19: characteristics of 497,181 Florida resident cases

Data through Aug 4, 2020 verified as of Aug 5, 2020 at 09:25 AM

Data in this report are provisional and subject to change.

The table below includes the cities and counties of residence for cases in Florida residents based on the patient's ZIP Code. Note that city is not always received as part of the initial notification and may be missing while the case is being investigated.

City and county	Cases
River Ranch, Polk	2
Ramrod Key, Monroe	2
Port Saint Lucie, Martin	2
Trenton, Levy	2
The Villages, Marion	2
Valkaria, Brevard	2
West Bradenton, Manatee	2
Archer, Levy	2
Hallandale Beach, Unknown	2
Hawthorne, Putnam	2
Jensen Beach, St. Lucie	2
Lockhart, Orange	2
Loxahatchee Groves, Palm Beach	2
Oklawaha, Marion	2
Manalapan, Palm Beach	2
Laurel, Sarasota	2
Sunny Hills, Washington	2
Switzerland, St. Johns	2
Tampa, Pinellas	2
Unknown, Palm Beach	2
Watersound, Walton	2
Grandin, Putnam	2
Inlet Beach, Bay	2
Jacksonville, Clay	2
Kissimmee, Brevard	1
Lake Wales, Escambia	1
Fort Pierce, Martin	1
Fl, Dade	1
Florence Villa, Polk	1
Estero, Collier	1
Fellsmele, Brevard	1
Doctors Inlet, Clay	1
Arnondale, Hillsborough	1
99, Unknown	1
Aollywoss, Dade	1
Bay Lake, Orange	1
Beverly Beach, Flagler	1
Dade City, Hillsborough	1
Clermont, Orange	1
Clermont, Polk	1
Celeste, Broward	1
Wesley Chapel, Alachua	1
Unknown, Columbia	1
Tewksbury, Orange	1
Weston, Dade	1
White City, Gulf	1
South Daytona Beach, Volusia	1
Tampa Palms, Hillsborough	1
San Antonio, Unknown	1
Miamf, Dade	1
Olustee, Baker	1
Ocala, Alachua	1
Okeechobee, St. Lucie	1
Pine Ridge, Citrus	1
Louisville, Broward	1
Middlesburg, Duval	1
Miami, Palm Beach	1
Jupiter, Duval	1
Lake Geneva, Clay	1

COVID-19: characteristics of 497,181 Florida resident cases

Data through Aug 4, 2020 verified as of Aug 5, 2020 at 09:25 AM

Data in this report are provisional and subject to change.

The table below includes the cities and counties of residence for cases in Florida residents based on the patient's ZIP Code.

Note that city is not always received as part of the initial notification and may be missing while the case is being investigated.

City and county	Cases
Immokalee, Lee	1
Fairfield, Marion	1
Davenport, Orange	1
Boca Raton, Orange	1
Brooksville, Pasco	1
West Villages, Sarasota	1
Washington, Unknown	1
Venice, Hillsborough	1
Unkown, Seminole	1
Wintergarden, Orange	1
Tallahassee, Unknown	1
South Miami, Unknown	1
Seven Springs, Pasco	1
Palm Beach Shores, Palm Beach	1
Saint Augusaintine Beach, St. Johns	1
Port Everglades, Broward	1
Niceville, Walton	1
Mount Pleasant, Gadsden	1
Lanark Village, Franklin	1
Grand Island, Unknown	1
Hialean, Unknown	1
Miami Granders, Dade	1
999999, Okaloosa	1
Bartow, Unknown	1
Caryville, Holmes	1
Cassadaga, Volusia	1
Champions Gate, Polk	1
Bostwick, Putnam	1
Coral Springs, Unknown	1
Cosselberry, Orange	1
Darien, Pasco	1
Fort Myers, Seminole	1
Fwb, Unknown	1
Gastonia, Polk	1
Deltona , Volusia	1
Rosemary Beach, Bay	1
Saint Cloud, Orange	1
Saint Petersburg, Dade	1
San Pedro Sula, Dade	1
Port Charlotte Fl, Unknown	1
Palm Bay, Dade	1
Palm Coast, Orange	1
Orange, Orange	1
Turmero, Dade	1
Tampa, Dade	1
Westlake, Palm Beach	1
Wimauma, Manatee	1
Seminole, Orange	1
Scottsmoor, Brevard	1
South Fort Myers, Lee	1
Tampa, Orange	1
University Of Central Fl, Orange	1
Valrico, Orange	1
Winterpark, Unknown	1
Wewahitchka, Calhoun	1
Longwood, Orange	1
Miamt, Dade	1
Mid Florida, Seminole	1
N/A, Duval	1

COVID-19: characteristics of 497,181 Florida resident cases

Data through Aug 4, 2020 verified as of Aug 5, 2020 at 09:25 AM

Data in this report are provisional and subject to change.

The table below includes the cities and counties of residence for cases in Florida residents based on the patient's ZIP Code.

Note that city is not always received as part of the initial notification and may be missing while the case is being investigated.

City and county	Cases
Nokomis, Palm Beach	1
Ocala, Unknown	1
Ocean Breeze, Martin	1
Orlando, Orange	1
Palm City, Unknown	1
Live Oak, Columbia	1
Hurlburt Field, Okaloosa	1
Homeless, Dade	1
Ft Pierce, Unknown	1
Hallandate Ben, Unknown	1
Greenacres, Unknown	1
Cottdonale, Washington	1
Destin, Unknown	1
Everett, Dade	1
Apopka, Unknown	1
Alligator Point, Wakulla	1
Amelia City, Nassau	1
Bonita Springs, Collier	1
Unknown, Volusia	1
Westville, Walton	1
White Springs, Columbia	1
Tamarac, Dade	1
Port Saint Lucie, Palm Beach	1
Rocky Point, Hillsborough	1
Rosemary Beach, Walton	1
Saint Johns, Duval	1
Salt Springs, Marion	1
Other, Dade	1
Pensacola Beach, Escambia	1
Pensacola, Unknown	1
Orl, Osceola	1
New Port Richey, Unknown	1
Hallandale, Unknown	1
Homeless, Hillsborough	1
Homeless, Monroe	1
Homeless, Pinellas	1
Hutchinson Island, St. Lucie	1
Clarcona, Orange	1
Coconut Ck, Unknown	1
Deerfield, Broward	1
Alpharetta, Broward	1
Miamc, Dade	1
Lehigh Acers, Lee	1
Los Angeles, Dade	1
Land O Lakes, Hillsborough	1
Layton, Monroe	1
Lakeland, Unknown	1
Jacksonville, Orange	1
Duck Key, Monroe	1
Jacksonville, Nassau	1
Homossa, Orange	1
Hosford, Calhoun	1
Jacksonville Naval Air Station, Duval	1
Jacksonville Naval Hospital, Duval	1
Brentwood, Citrus	1
Cape Haze, Charlotte	1
Davie, Unknown	1
Alva, Escambia	1
Bayou George, Bay	1

COVID-19: characteristics of 497,181 Florida resident cases

Data through Aug 4, 2020 verified as of Aug 5, 2020 at 09:25 AM

Data in this report are provisional and subject to change.

The table below includes the cities and counties of residence for cases in Florida residents based on the patient's ZIP Code. Note that city is not always received as part of the initial notification and may be missing while the case is being investigated.

City and county	Cases
Babcock Ranch, Charlotte	1
Branford, Gilchrist	1
Unable To Obtain, Palm Beach	1
University Of Tampa, Hillsborough	1
Unk, Alachua	1
Unknown, Unknown	1
Watersound, Bay	1
Sanford, Orange	1
Shady Hills, Pasco	1
Sharpes, Brevard	1
Rivera Beach, Palm Beach	1
Panama City, Unknown	1
Perth Amboy, Hillsborough	1
Oldsrav, Manatee	1
Monroe, Hillsborough	1
Morriston, Marion	1
Mount Dora, Seminole	1
Naples, Lee	1
North Fort Myers, Charlotte	1
North Laud, Unknown	1
Yeehaw, Okeechobee	1
Indian Rock Beach, Pinellas	1
Hillsboro Beach, Broward	1
Greenville, Taylor	1
Metter, Manatee	1
Miami Dade, Unknown	1
Key West Naval Air Station, Monroe	1
Lauderdale Lakes, Unknown	1
Miamksaohes, Dade	1
Evinston, Alachua	1
Fellsmere, Brevard	1
Fernandina, Nassau	1
Fwb, Escambia	1
Graham, Bradford	1
Cypress Gardens, Polk	1
Suwannee, Dixie	1
Syracuse, Unknown	1
St Cloud, Orange	1
Sarasota, Unknown	1
Seacrest, Walton	1
Salem, Taylor	1
Unknown, Manatee	1
Twentynine Palms, Broward	1
Windermere, Unknown	1
Xifamk, Dade	1
Pennsacola, Escambia	1
Pooler, Broward	1
Okeechobee, Martin	1
Okeechobi, Unknown	1
Orlando, Manatee	1
North Lauderdale, Unknown	1
North Miami, Palm Beach	1
North Port, Manatee	1
Weston, Unknown	1
Williston, Marion	1
Winter Springs, Orange	1
West Hollywood, Broward	1
Unknown Out Of Area, Palm Beach	1
Unknown, Duval	1

COVID-19: characteristics of 497,181 Florida resident cases

Data through Aug 4, 2020 verified as of Aug 5, 2020 at 09:25 AM

Data in this report are provisional and subject to change.

The table below includes the cities and counties of residence for cases in Florida residents based on the patient's ZIP Code.

Note that city is not always received as part of the initial notification and may be missing while the case is being investigated.

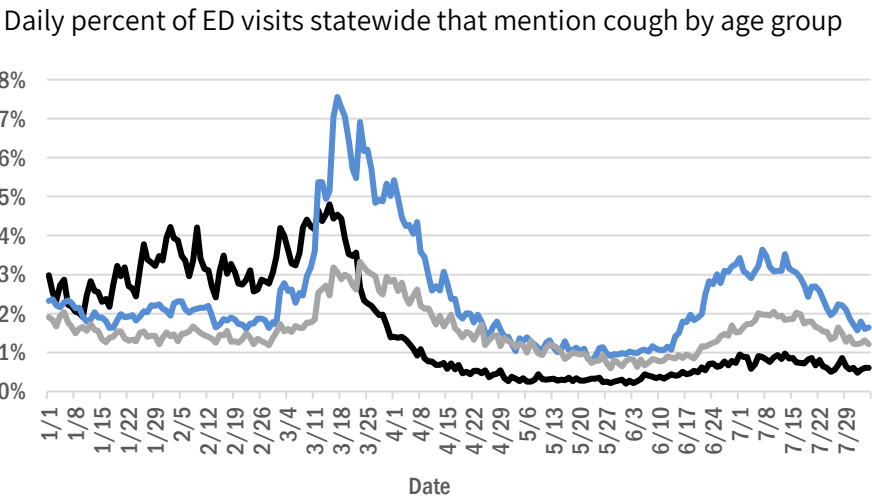
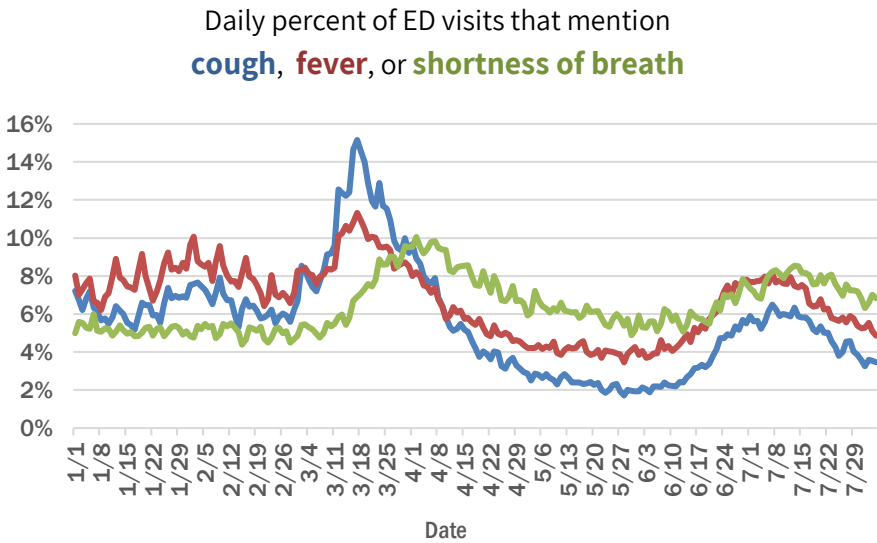
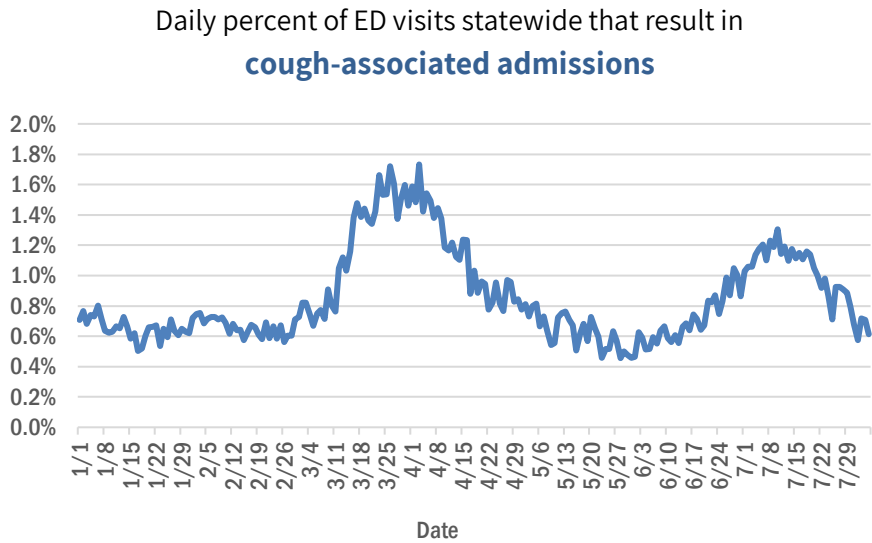
City and county	Cases
Point Washington, Walton	1
Port St Luice, Unknown	1
Rices Landing, Dade	1
Seacrest, Bay	1
Stiamk, Dade	1
Oviedo, Orange	1
Pensacola Naval Hospital, Escambia	1
Okeechobee, Highlands	1
Orange Park, Duval	1
Mount Dora, Orange	1
New Church, Palm Beach	1
New Port Richey, Hillsborough	1
Dade City, Hernando	1
Franklin, Orange	1
Haines City, Orange	1
Clearwater, Hillsborough	1
Apo, Collier	1
Big Torch Key, Monroe	1
Bonifay, Unknown	1
Astor, Volusia	1
Austin, Dade	1
Basinger, Okeechobee	1
Miramar, Unknown	1
Litchfield Park, Unknown	1
Marathon Shores, Monroe	1
Mayport Naval Station, Duval	1
Mcintosh, Marion	1
Jena, Taylor	1
Lake Worth, Unknown	1
Laurel Hill, Walton	1
Total	497,181

COVID-19: additional surveillance information

Data through Aug 4, 2020 verified as of Aug 5, 2020 at 09:25 AM

Data in this report are provisional and subject to change.

Statewide emergency department (ED) chief complaint and admission data



The Electronic Surveillance System for the Early Notification of Community-Based Epidemics (ESSENCE-FL) includes chief complaint data from 211 of 212 Florida EDs. Data are transmitted electronically to ESSENCE-FL daily or hourly.

COVID-19: All persons with tests reported

Data through Aug 4, 2020 verified as of Aug 5, 2020 at 09:25 AM

Data in this report are provisional and subject to change.

The table below includes persons with laboratory results that the Department of Health has received electronically or by mail/fax for Florida residents and non-Florida residents.

County	Awaiting testing	Inconclusive	Negative	Positive	Percent positive	Total tested
Dade	224	1,617	527,998	125,949	19%	655,564
Broward	193	710	357,395	59,354	14%	417,459
Palm Beach	250	587	233,554	35,283	13%	269,424
Hillsborough	184	468	202,350	31,197	13%	234,015
Orange	422	274	232,050	30,425	12%	262,749
Duval	167	218	180,163	22,215	11%	202,596
Pinellas	21	134	149,609	17,202	10%	166,945
Lee	28	54	94,959	15,961	14%	110,974
Polk	49	82	78,938	13,419	15%	92,439
Collier	205	62	50,611	10,050	17%	60,723
Osceola	99	127	51,941	9,156	15%	61,224
Manatee	7	56	73,279	8,938	11%	82,273
Escambia	18	38	59,116	8,367	12%	67,521
Volusia	54	89	63,093	7,372	10%	70,554
Seminole	58	65	58,502	6,826	10%	65,393
Pasco	99	43	58,215	6,708	10%	64,966
Sarasota	23	47	65,126	5,940	8%	71,113
Brevard	10	57	75,209	5,712	7%	80,978
Marion	307	73	41,881	5,543	12%	47,497
St. Lucie	270	51	35,776	5,396	13%	41,223
Lake	55	79	56,936	4,794	8%	61,809
Leon	44	117	52,000	4,537	8%	56,654
Bay	10	44	20,427	3,988	16%	24,459
Alachua	3	23	64,891	3,862	6%	68,776
Martin	48	37	21,153	3,689	15%	24,879
Santa Rosa	17	35	23,674	3,610	13%	27,319
St. Johns	41	32	35,924	3,450	9%	39,406
Okaloosa	40	43	24,654	3,160	11%	27,857
Clay	13	16	30,225	3,021	9%	33,262
Columbia	3	55	10,342	2,672	20%	13,069
Indian River	53	15	23,741	2,385	9%	26,141
Charlotte	10	25	22,687	2,104	8%	24,816
Hernando	2	15	16,301	1,842	10%	18,158
Jackson	5	9	9,114	1,745	16%	10,868
Hendry	1	16	6,388	1,694	21%	8,098
Gadsden	6	34	10,442	1,614	13%	12,090
Putnam	2	8	10,961	1,422	11%	12,391
Monroe	58	11	11,403	1,404	11%	12,818
Citrus	30	12	16,181	1,373	8%	17,566
Desoto	7	8	8,011	1,313	14%	9,332
Highlands	8	13	14,085	1,311	9%	15,409
Walton	2	41	7,834	1,301	14%	9,176
Suwannee	1	12	5,815	1,224	17%	7,051
Sumter	23	13	15,824	1,180	7%	17,017
Nassau	32	17	13,235	1,155	8%	14,407
Flagler	5	21	13,369	975	7%	14,365
Okeechobee	2	14	5,374	975	15%	6,363
Hardee		7	3,670	866	19%	4,543

COVID-19: All persons with tests reported

Data through Aug 4, 2020 verified as of Aug 5, 2020 at 09:25 AM

Data in this report are provisional and subject to change.

The table below includes persons with laboratory results that the Department of Health has received electronically or by mail/fax for Florida residents and non-Florida residents.

County	Awaiting testing	Inconclusive	Negative	Positive	Percent positive	Total tested
Taylor	6	13	3,291	768	19%	4,072
Washington	19	13	4,303	716	14%	5,032
Madison	2	10	4,343	663	13%	5,016
Unknown	4	36	5,133	639	11%	5,808
Wakulla	4	35	6,867	635	8%	7,537
Levy	1	9	5,354	632	11%	5,995
Hamilton	1	2	3,369	595	15%	3,966
Holmes	4	7	3,665	460	11%	4,132
Gulf		5	3,198	436	12%	3,639
Jefferson	1	11	2,414	433	15%	2,858
Baker	19	1	4,111	429	9%	4,541
Glades		2	700	396	36%	1,098
Liberty			2,654	393	13%	3,047
Bradford	1	5	3,876	343	8%	4,224
Calhoun	1	5	2,022	334	14%	2,361
Gilchrist	3	7	3,162	330	9%	3,499
Dixie		2	2,228	289	11%	2,519
Union		5	3,614	259	7%	3,878
Franklin	2	4	2,636	197	7%	2,837
Lafayette		3	777	113	13%	893
Total	3,277	5,799	3,312,143	502,739	13%	3,820,681

COVID-19: testing by laboratory

Data through Aug 4, 2020 verified as of Aug 5, 2020 at 09:25 AM

Data in this report are provisional and subject to change.

The numbers in the table below represent the number for whom test results were received by the Department of Health. A person can be tested by more than one laboratory and can have both positive and negative results. **Therefore, the sum of the numbers in each column will be larger than the total number of people tested.**

Reporting lab	Inconclusive	Negative	Positive	Percent positive	Total
LABORATORY CORPORATION OF AMERICA	1,065	643,376	94,371	13%	738,812
QUEST DIAGNOSTICS - TAMPA	4,834	641,238	92,578	13%	738,650
BIO REFERENCE LABORATORIES, INC	4,506	414,897	81,623	16%	501,026
GENETWORX	662	375,211	31,874	8%	407,747
REALTOX LABS LLC	2,105	194,907	34,303	15%	231,315
CURATIVE_LABS	2,424	168,098	16,097	9%	186,619
NORTHWEST LABORATORY	201	114,246	5,744	5%	120,191
ADVENT HEALTH LAB	112	101,272	14,015	12%	115,399
MEDICAL DIAGNOSTIC LABORATORIES	745	76,593	10,836	12%	88,174
KORVALABS, INC	840	82,142	3,776	4%	86,758
MAYO CLINIC LABORATORIES	113	57,334	5,939	9%	63,386
BIOCOLLECTIONS WORLDWIDE, INC	244	54,116	8,866	14%	63,226
ELABNETWORK	367	57,713	5,097	8%	63,177
MEMORIAL REGIONAL HOSPITAL SOUTH	18	45,280	11,690	21%	56,988
QUEST DIAGNOSTICS NICHOLS INSTITUTE, INC.	192	48,630	6,258	11%	55,080
BAYCARE LABORATORIES LLC	277	48,564	5,162	10%	54,003
BPHL-JACKSONVILLE	13	40,254	7,576	16%	47,843
MAKO MEDICAL LABORATORIES	1,847	37,801	7,445	16%	47,093
SACRED HEART HOSPITAL LABORATORY	2	41,280	5,025	11%	46,307
ORLANDO REG MED CENTER CLINICAL LAB	425	40,448	5,154	11%	46,027
DIATHERIX LABORATORIES		37,193	5,243	12%	42,436
TESTING MATTERS INC		34,465	4,857	12%	39,322
TAMPA GENERAL HOSPITAL	4	36,469	2,813	7%	39,286
UF PATHLABS	33	36,604	1,480	4%	38,117
VIRACOR-EUROFINS LABORATORIES		25,613	8,227	24%	33,840
ARUP LABORATORIES		30,887	2,254	7%	33,141
JACKSON MEMORIAL HOSPITAL CLINICAL LAB	79	25,974	6,338	20%	32,391
BPHL-MIAMI	206	25,388	5,276	17%	30,870
BPHL-TAMPA (SPECTRUM BLVD)	45	22,792	3,797	14%	26,634
SHANDS AT THE UNIVERSITY OF FLORIDA	122	23,061	1,257	5%	24,440
AIT LABORATORIES		21,850	2,539	10%	24,389
ST VINCENT'S MEDICAL CENTER - RIVERSIDE	1	18,071	2,173	11%	20,245
LAKELAND REGIONAL MEDICAL CENTER	44	18,005	2,077	10%	20,126
WALGREENS	9	14,824	2,439	14%	17,272
CAPE CORAL HOSPITAL CLINICAL LABORATORY		14,128	2,614	16%	16,742
Florida_Hospital	12	13,411	2,443	15%	15,866
BROWARD GENERAL MEDICAL CENTER-CLINICAL LAB	2	13,205	1,868	12%	15,075
SUNPATH MEDICAL DIAGNOSTICS LABORATORY	57	11,680	2,123	15%	13,860
SHANDS JACKSONVILLE MEDICAL CENTER INC	31	11,815	1,075	8%	12,921
BAPTIST HOSPITAL OF MIAMI CLINICAL LABORATORY	6	10,591	2,274	18%	12,871
BAPTIST MEDICAL CENTER JACKSONVILLE	1	11,706	789	6%	12,496
STATLAB_MOBILE		11,661	798	6%	12,459
CLEVELAND CLINIC HOSPITAL LAB	4	11,122	1,121	9%	12,247
FLORIDA HOSPITAL - TAMPA	5	10,615	1,071	9%	11,691
ADVENTHEALTH DAYTONA BEACH	20	10,662	798	7%	11,480
NAPLES COMMUNITY HOSPITAL	16	9,722	1,143	11%	10,881
ST JOSEPHS HOSPITAL LABORATORY	8	9,108	1,214	12%	10,330

COVID-19: testing by laboratory

Data through Aug 4, 2020 verified as of Aug 5, 2020 at 09:25 AM

Data in this report are provisional and subject to change.

The numbers in the table below represent the number for whom test results were received by the Department of Health. A person can be tested by more than one laboratory and can have both positive and negative results. **Therefore, the sum of the numbers in each column will be larger than the total number of people tested.**

Reporting lab	Inconclusive	Negative	Positive	Percent positive	Total
SARASOTA MEMORIAL HOSPITAL MAIN LAB	12	9,411	893	9%	10,316
PALMETTO GENERAL HOSPITAL LAB	3	7,680	2,477	24%	10,160
MOUNT SINAI MEDICAL CENTER	6	8,260	1,027	11%	9,293
INTEGRATED REGIONAL LABORATORIES LLP		7,611	1,438	16%	9,049
MILLENNIUM PHYSICIAN GROUP		7,181	1,490	17%	8,671
JFK MEDICAL CENTER LAB	1	7,000	1,391	17%	8,392
UNIVERSITY OF MIAMI HOSPITAL	9	6,789	1,502	18%	8,300
NORTH FLORIDA REGIONAL MEDICAL CENTER		7,514	745	9%	8,259
NICKLAUS CHILDREN'S HOSPITAL	21	6,594	1,626	20%	8,241
SAINT MARY'S MEDICAL CENTER	10	6,953	1,157	14%	8,120
MORTON PLANT HOSPITAL-ADLER INSTITUTE	7	7,471	615	8%	8,093
LABCORP BURLINGTON (ELR)	3	7,648	280	4%	7,931
TALLAHASSEE MEMORIAL HOSPITAL	23	7,157	659	8%	7,839
BRANDON REGIONAL HOSPITAL		6,540	1,260	16%	7,800
ECCO LAB GROUP CO	247	5,567	1,779	23%	7,593
SOUTH MIAMI HOSPITAL LAB	9	6,540	1,035	14%	7,584
JUPITER MEDICAL CENTER LAB	31	6,506	975	13%	7,512
REAL DIAGNOSTICS	77	6,449	465	7%	6,991
WELLINGTON REGIONAL MED CTR LAB	3	5,891	999	14%	6,893
FLORIDA HOSPITAL WATERMAN LABORATORY	13	6,327	510	7%	6,850
INDIAN RIVER MEDICAL CENTER LAB		6,332	408	6%	6,740
MEMORIAL REGIONAL HOSPITAL CLINICAL LABORATORY	8	6,138	490	7%	6,636
QUEST NEW ENGLAND	28	5,718	718	11%	6,464
LARKIN COMMUNITY HOSPITAL	10	5,316	1,004	16%	6,330
PANCARE OF FLORIDA INC		5,866	339	5%	6,205
AEGIS SCIENCES CORPORATION	27	5,499	464	8%	5,990
APPLIED INGENUITY DIAGNOSTICS LLC		5,412	329	6%	5,741
BAPTIST HOSPITAL OF MIAMI MOLECULAR DIAGNOSTICS	52	4,936	747	13%	5,735
DELRAY MEDICAL CENTER	2	4,992	659	12%	5,653
HOMESTEAD HOSPITAL CLINICAL LABORATORY	1	4,297	1,225	22%	5,523
MEMORIAL HOSPITAL JACKSONVILLE	8	4,302	1,148	21%	5,458
ST ANTHONY'S HOSPITAL LAB	10	4,775	653	12%	5,438
ARNOLD PALMER MEDICAL CENTER CLINICAL LAB		5,226	152	3%	5,378
OSCEOLA REGIONAL MEDICAL CENTER	1	4,309	881	17%	5,191
WINTER HAVEN HOSPITAL CLINICAL LABORATORY	1	4,344	825	16%	5,170
LEESBURG REGIONAL MEDICAL CENTER		4,531	572	11%	5,103
WEST KENDALL BAPTIST HOSPITAL LABORATORY	2	3,992	1,042	21%	5,036
ST JOSEPHS HOSPITAL SOUTH LABORATORY	7	4,178	635	13%	4,820
GOOD SAMARITAN MEDICAL CENTER LAB	1	3,910	816	17%	4,727
MEASE COUNTRYSIDE LAB	1	4,158	457	10%	4,616
LAWNWOOD REGIONAL MEDICAL CENTER	1	3,797	762	17%	4,560
ORANGE PARK MEDICAL CENTER	7	3,548	980	22%	4,535
BAPTIST MEDICAL CENTER SOUTH		4,152	345	8%	4,497
GULF COAST MEDICAL CENTER MICROLAB		3,173	1,093	26%	4,266

COVID-19: testing by laboratory

Data through Aug 4, 2020 verified as of Aug 5, 2020 at 09:25 AM

Data in this report are provisional and subject to change.

The numbers in the table below represent the number for whom test results were received by the Department of Health. A person can be tested by more than one laboratory and can have both positive and negative results. **Therefore, the sum of the numbers in each column will be larger than the total number of people tested.**

Reporting lab	Inconclusive	Negative	Positive	Percent positive	Total
LARKIN COMMUNITY HOSPITAL INC DBA CARDIOTROPIC		1,407	2,769	66%	4,176
QUEST DIAGNOSTICS NICHOLS INSTITUTE - SJC (ELR)	12	3,529	562	14%	4,103
FLORIDA HOSPITAL HEARTLAND MED CTR CLINICAL LAB	1	3,643	383	10%	4,027
HALIFAX MEDICAL CENTER LAB	12	3,382	574	14%	3,968
WESTSIDE REGIONAL MED CTR	2	3,161	801	20%	3,964
BAPTIST HOSPITAL LABORATORY	4	3,294	627	16%	3,925
WEST FLORIDA HOSPITAL LAB		3,032	878	22%	3,910
MANATEE MEMORIAL HOSPITAL		3,466	426	11%	3,892
WEST BOCA MEDICAL CENTER LAB		3,432	431	11%	3,863
BETHESDA HOSPITAL EAST		3,372	476	12%	3,848
FLORIDA HOSPITAL WESLEY CHAPEL	1	3,452	340	9%	3,793
DRS CLACK SPENCER WHITE & MCCORMACK PA D/B/A		3,252	538	14%	3,790
ABL MEDICAL CARE LLC		3,278	483	13%	3,761
QUEST DIAGNOSTICS - WEST HILLS	14	3,585	155	4%	3,754
AVENTURA HOSPITAL LAB		2,725	991	27%	3,716
CORAL GABLES HOSPITAL CLINICAL LABORATORY		2,791	921	25%	3,712
MERCY HOSPITAL A CAMPUS OF PLANTATION GEN HOSP LAB	1	2,686	994	27%	3,681
MEMORIAL HOSPITAL WEST LABORATORY SERVICES	10	3,285	374	10%	3,669
LARGO MEDICAL CENTER		3,123	500	14%	3,623
NCH NORTH NAPLES HOSPITAL LAB	1	3,179	441	12%	3,621
Lee Memorial Hospital		2,951	656	18%	3,607
QUEST DIAGNOSTICS INFECTIOUS DISEASE INC	12	2,600	965	27%	3,577
OAK HILL HOSPITAL		3,168	405	11%	3,573
HEALTH PARK MEDICAL CENTER CLINICAL LAB		2,834	718	20%	3,552
NORTHWEST MEDICAL CENTER	1	2,695	847	24%	3,543
DOCTORS HOSPITAL	2	2,765	756	21%	3,523
PALM BEACH GARDENS MEDICAL CTR LAB		3,158	350	10%	3,508
BROWARD HEALTH NORTH CLINICAL LABORATORY		2,952	499	14%	3,451
PALMS WEST HOSPITAL LAB	2	2,673	752	22%	3,427
CORAL SPRINGS MED CTR		3,039	384	11%	3,423
RUTGERS CLINICAL GENOMICS LABORATORY	5	3,216	161	5%	3,382
NEW YORK STATE ELR - SUNRISE MEDICAL LABORATORIES		3,288	77	2%	3,365
CLEVELAND CLINIC MARTIN SOUTH HOSPITAL		3,000	305	9%	3,305
FLORIDA HOSPITAL ZEPHYRHILLS		3,037	242	7%	3,279
NORTH SHORE MEDICAL CENTER		2,525	744	23%	3,269
Capital Regional Medical Ctr		2,544	625	20%	3,169
FLORIDA HOSPITAL FLAGLER	2	2,946	200	6%	3,148
THE VILLAGES REGIONAL HOSPITAL		2,856	246	8%	3,102
FLORIDA MEDICAL CENTER - A CAMPUS OF NORTH SHORE	2	2,556	521	17%	3,079
MOFFITT CANCER CENTER	5	3,037	34	1%	3,076
BLAKE MEDICAL CENTER		2,462	598	20%	3,060
FLORIDA HOSPITAL DELAND	2	2,399	506	17%	2,907
REGIONAL MEDCIAL CENTER BAYONET POINT	1	2,643	242	8%	2,886
FLORIDA HOSPITAL OF CARROLLWOOD		2,427	435	15%	2,862
PLANTATION GENERAL HOSPITAL		2,087	769	27%	2,856

COVID-19: testing by laboratory

Data through Aug 4, 2020 verified as of Aug 5, 2020 at 09:25 AM

Data in this report are provisional and subject to change.

The numbers in the table below represent the number for whom test results were received by the Department of Health. A person can be tested by more than one laboratory and can have both positive and negative results. **Therefore, the sum of the numbers in each column will be larger than the total number of people tested.**

Reporting lab	Inconclusive	Negative	Positive	Percent positive	Total
BAYFRONT MEDICAL CENTER	10	2,074	754	27%	2,838
NEMOURS CHILDRENS HOSPITAL		2,679	56	2%	2,735
NORTHSIDE HOSPITAL AND HEART INSTITUTE		2,284	378	14%	2,662
MEDICAL CENTER OF TRINITY CLINICAL LABORATORY		2,235	410	16%	2,645
MARTIN HOSPITAL SOUTH LAB		2,506	91	4%	2,597
MORTON PLANT-MEASE		2,366	193	8%	2,559
LAKE CITY MEDICAL CENTER		1,948	603	24%	2,551
OCALA REGIONAL MEDICAL CENTER		2,258	290	11%	2,548
ST JOSEPHS NORTH HOSPITAL LAB		2,221	278	11%	2,499
CARDIOTROPIC LABS	5	1,840	647	26%	2,492
BAPTIST MEDICAL CENTER - BEACHES		2,297	158	6%	2,455
IMPERIAL POINT MEDICAL CENTER		2,183	244	10%	2,427
LAKEWOOD RANCH MEDICAL CENTER		2,117	234	10%	2,351
GULF COAST MEDICAL CENTER LAB		1,840	487	21%	2,327
CENTRAL FLORIDA REGIONAL HOSPITAL		1,966	332	14%	2,298
DR. P. PHILLIPS HOSPITAL		2,238	52	2%	2,290
QUEST DIAGNOSTICS	3	1,958	290	13%	2,251
AKESOGEN		2,002	225	10%	2,227
ST LUCIE MEDICAL CENTER		1,775	434	20%	2,209
SOUTH FLORIDA BAPTIST HOSPITAL MICRO	1	1,809	336	16%	2,146
MEDCOMP SCIENCES LLC	27	1,290	825	39%	2,142
POINCIANA MEDICAL CENTER		1,515	599	28%	2,114
WESTCHESTER HOSPITAL	13	1,697	355	17%	2,065
MARTIN MEMORIAL HEALTH SYSTEM LABORATORY		1,880	154	8%	2,034
SOUTH LAKE HOSPITAL CLINICAL LAB		1,960	46	2%	2,006
BAPTIST MEDICAL CENTER - NASSAU		1,864	100	5%	1,964
INFORM DIAGNOSTICS, INC		1,870	91	5%	1,961
UNIVERSITY HOSPITAL AND MEDICAL CENTER		1,401	522	27%	1,923
FLORIDA HOSPITAL NORTH PINELLAS	5	1,765	146	8%	1,916
PHYSICIANS REGIONAL MEDICAL CENTER - PINE RIDGE RD		1,535	357	19%	1,892
LEON MEDICAL CENTERS LLC		1,433	457	24%	1,890
WEST MARION COMMUINITY HOSPITAL LAB		1,650	185	10%	1,835
WEST PALM HOSPITAL LAB		1,554	279	15%	1,833
SOUTH SEMINOLE HOSPITAL LABORATORY		1,664	69	4%	1,733
MEMORIAL HOSPITAL- MIRAMAR	10	1,580	139	8%	1,729
ST PETERSBURG GENERAL HOSPITAL		1,260	458	27%	1,718
UHEALTH CORAL GABLES/LENNAR MED CTR		1,616	84	5%	1,700
MEMORIAL HOSPITAL MICRO		1,492	198	12%	1,690
QUEST DIAGNOSTICS - ATLANTA	1	1,423	216	13%	1,640
QUEST DIAGNOSTICS LENEXA	10	1,480	125	8%	1,615
MEASE DUNEDIN HOSPITAL	4	1,442	159	10%	1,605
BIOCERNA LABS	90	1,095	417	26%	1,602
CITRUS MEMORIAL HOSPITAL LABORATORY		1,520	79	5%	1,599
ALL CHILDREN'S HOSPITAL LAB		1,486	111	7%	1,597
FULGENT DIAGNOSTICS	57	1,389	131	8%	1,577
BAPTIST NORTH EMERGENCY CENTER		1,116	444	28%	1,560
FLORIDA HOSPITAL FISH MEMORIAL		1,280	265	17%	1,545

COVID-19: testing by laboratory

Data through Aug 4, 2020 verified as of Aug 5, 2020 at 09:25 AM

Data in this report are provisional and subject to change.

The numbers in the table below represent the number for whom test results were received by the Department of Health. A person can be tested by more than one laboratory and can have both positive and negative results. **Therefore, the sum of the numbers in each column will be larger than the total number of people tested.**

Reporting lab	Inconclusive	Negative	Positive	Percent positive	Total
LEE HEALTH COCONUT POINT CLINICAL LAB	1	1,240	302	20%	1,543
HIALEAH HOSPITAL	4	1,155	382	25%	1,541
OPTEO LABORATORY		1,505	29	2%	1,534
FORT WALTON BEACH MEDICAL CENTER		1,316	205	13%	1,521
OVIEDO MEDICAL CENTER		1,258	242	16%	1,500
MEMORIAL HOSPITAL PEMBROKE	3	1,296	182	12%	1,481
BOSTON HEART DIAGNOSTICS CORP		1,283	189	13%	1,472
CLEVELAND CLINIC TRADITION HOSPITAL		1,238	167	12%	1,405
DOCTORS HOSPITAL OF SARASOTA CLINICAL LABORATORY		1,236	150	11%	1,386
PALMS OF PASADENA HOSPITAL		1,158	204	15%	1,362
ST VINCENT'S MEDICAL CENTER - SOUTHSIDE		1,307	26	2%	1,333
RAULERSON HOSPITAL		1,073	223	17%	1,296
VISTA CLINICAL		748	541	42%	1,289
ADVENTHEALTH OCALA LABORATORY		1,068	204	16%	1,272
ANNE BATES LEACH EYE HOSPITAL/ ABLEH MICROBIOLOGY LABORATORY		1,215	33	3%	1,248
CLEVELAND CLINIC MARTIN NORTH HOSPITAL		1,078	168	13%	1,246
LOWER KEYS MEDICAL CENTER		1,125	111	9%	1,236
NIGHT LITE PEDIATRICS		881	328	27%	1,209
CLINICORE LABS		1,112	88	7%	1,200
SOUTH BAY HOSPITAL MICRO		997	199	17%	1,196
PUTNAM COMMUNITY MEDICAL CENTER		1,028	167	14%	1,195
AMERICAN HEALTH ASSOCIATES	5	538	616	53%	1,159
BARTOW REGIONAL MEDICAL CENTER	1	968	171	15%	1,140
PHYSICIANS REGIONAL MEDICAL CENTER - COLLIER BLVD	1	861	272	24%	1,134
EXACT SCIENCES LABORATORIES		1,002	112	10%	1,114
QUEST DIAGNOSTICS - MIRAMAR	6	312	791	71%	1,109
P4 CLINICAL, LLC	15	916	162	15%	1,093
BETHESDA HOSPITAL WEST		974	117	11%	1,091
BMCT Molecular Diagnostics Subsection		862	216	20%	1,078
TWIN CITIES HOSPITAL		965	89	8%	1,054
SYNERGY LABORATORIES	2	926	68	7%	996
LMHS		901	75	8%	976
VIKOR SCIENTIFIC	2	603	361	37%	966
NONA SCIENTIFIC	1	822	136	14%	959
HIGHLANDS REGIONAL MEDICAL CENTER		805	149	16%	954
ORLANDO VA MEDICAL CENTER		853	101	11%	954
LAKE SIDE MEDICAL CENTER		620	309	33%	929
GULF BREEZE HOSPITAL LAB	1	741	117	14%	859
SACRED HEART-EMERALD COAST		712	134	16%	846
FLORIDA HOSPITAL ORLANDO		745	73	9%	818
HEALTHQUEST ESOTERICS		334	466	58%	800
ST VINCENTS CLAY COUNTY		775	23	3%	798
PWN HEALTH	4	546	238	30%	788
ENGLEWOOD COMMUNITY HOSPITAL		715	65	8%	780
ACCESS MEDICAL LABORATORIES		309	465	60%	774
ACCESSDX	6	405	357	46%	768
BAPTIST EMERGENCY CENTER OAKLEAF		618	135	18%	753

COVID-19: testing by laboratory

Data through Aug 4, 2020 verified as of Aug 5, 2020 at 09:25 AM

Data in this report are provisional and subject to change.

The numbers in the table below represent the number for whom test results were received by the Department of Health. A person can be tested by more than one laboratory and can have both positive and negative results. **Therefore, the sum of the numbers in each column will be larger than the total number of people tested.**

Reporting lab	Inconclusive	Negative	Positive	Percent positive	Total
WALGREEN CO	1	645	96	13%	742
VISTA CLINICAL DIAGNOSTICS		365	374	51%	739
AVENTUS BIOLABS	1	382	335	47%	718
QUEST DIAGNOSTICS WOOD DALE	2	626	62	9%	690
CAPSTONE HEALTHCARE		438	224	34%	662
MARINERS HOSPITAL		574	84	13%	658
UNIVERSITY OF MIAMI HOSPITAL & CLINICS	1	604	50	8%	655
BAPTIST HEALTH EMERGENCY CENTER COUNTRY WALK		512	119	19%	631
PATHNOSTICS		71	539	88%	610
BAPTIST EMERGENCY CENTER CLAY		527	78	13%	605
PATIENTS CHOICE LABORATORIES		178	383	68%	561
NCH HEALTHCARE SYSTEM MICROBIOLOGY LAB		1	547	100%	548
ADVANCE MEDICAL OF NAPLES			546	100%	546
UHEALTH DEERFIELD BEACH/UMSYLVESTER DEERFIELD BEACH LABORATORY	2	511	28	5%	541
VAMC ORLANDO		296	242	45%	538
NONE		245	290	54%	535
ORLANDO HEALTH		11	520	98%	531
LAB24 INC	1		528	100%	529
EGLIN AIRFORCE BASE LAB		478	38	7%	516
AVECINA MEDICAL OAKLEAF		271	235	46%	506
BARDMOOR LABORATORY	1	438	64	13%	503
LABCORP RTP	1	46	452	91%	499
BIOREFERENCE LABORATORIES		31	456	94%	487
QUEST DIAGNOSTICS - IRVING	9	280	175	38%	464
TAMPA COMMUNITY HOSPITAL		305	157	34%	462
LEE MEMORIAL HOSPITAL LAB			456	100%	456
QUEST	3	90	361	80%	454
AVERO DIAGNOSTICS - IRVING		382	68	15%	450
PATIENTS FIRST LAKE ELLA MEDICAL CENTER PA		328	119	27%	447
MARTIN MEMORIAL HEALTH SYSTEMS LABORATORY		407	33	8%	440
PANCARE OF FLORIDA, INC			439	100%	439
NCH NORTHEAST		272	151	36%	423
LUMINUS DIAGNOSTICS		295	124	30%	419
SOUTHEAST ALABAMA MEDICAL CENT		380	35	8%	415
DESOTO MEMORIAL HOSPITAL CLINICAL LABORATORY	3	308	95	23%	406
Assurance Scientific Laboratories		304	96	24%	400
QUEST DIAGNOSTICS NICHOLS INSTITUTE	5	351	17	5%	373
NEW YORK STATE ELR - NORTH SHORE LONG ISLAND JEWISH HEALTH		339	23	6%	362
INFORM DIAGNOSTICS		349	2	1%	351
JACKSON HOSPITAL LAB		317	28	8%	345
MEMORIAL PEMBROKE 24/7 CARE CENTER		247	90	27%	337
MINUTECLINIC LLC #3703		295	41	12%	336
CLARITY LABS		284	49	15%	333
NEW YORK STATE ELR - LENCO MEDICAL LABORATORY		311	13	4%	324
PHYSICIANS STAT LAB		134	190	59%	324
MARTIN MEMORIAL LABORATORY AT ST LUCIE WEST		275	46	14%	321
DAVITA LABS		290	26	8%	316

COVID-19: testing by laboratory

Data through Aug 4, 2020 verified as of Aug 5, 2020 at 09:25 AM

Data in this report are provisional and subject to change.

The numbers in the table below represent the number for whom test results were received by the Department of Health. A person can be tested by more than one laboratory and can have both positive and negative results. **Therefore, the sum of the numbers in each column will be larger than the total number of people tested.**

Reporting lab	Inconclusive	Negative	Positive	Percent positive	Total
DYNIX DIAGNOSTICS		187	128	41%	315
PATIENTS FIRST - MAHAN DRIVE		161	153	49%	314
NEW YORK STATE ELR - NYU HOSPITALS CENTER CLINICAL LABORATORIES		303	11	4%	314
APPLIED INGENUITY DIAGNOSTICS		282	28	9%	310
LABCORP	1	54	255	82%	310
PATIENT'S FIRST		3	292	99%	295
NEW YORK STATE ELR - DEPARTMENT OF CLINICAL LABS		287	5	2%	292
BIO COLLECTIONS INC	1	151	139	48%	291
JACKSON HOSPITAL CLINICAL LABORATORY		232	58	20%	290
HOLY CROSS HOSPITAL LABORATORY			290	100%	290
UAB HIGHLANDS LABORATORY		287	2	1%	289
ECCOLAB GROUP	1	75	210	73%	286
LAB CORP	1	114	167	59%	282
FLORIDA LABORATORY ANALYSIS		97	175	64%	272
UNITED CLINICAL LABORATORY LLC		2	264	99%	266
NORTH FLORIDA PEDIATRICS-TALLAHASSEE		232	22	9%	254
JAY HOSPITAL CLINICAL LABORATORY		195	58	23%	253
GENESIS REFERENCE LABORATORIES		1	238	100%	239
FLO-MEDILAB SERVICES		80	154	66%	234
MAKO GENOMICS		218	12	5%	230
THERADOC		150	80	35%	230
AVECINA MEDICAL SOUTHSIDE		143	86	38%	229
EXPRESS GENE MOLECULAR DIAGNOSTIC LABORATORY		2	223	99%	225
NCF DIAGNOSTICS & DNA TECHNOLOGIES	10	14	200	89%	224
CORE DIAGNOSTIC LABORATORIES LLC		174	42	19%	216
MEDSCAN LABORATORY INC		136	76	36%	212
BAPTIST MD ANDERSON CANCER CENTER		211			211
BIOCERNA LLC	8	153	48	23%	209
MEDARBOR DIAGNOSTICS		1	207	100%	208
NITE LITE PEDIATRICS		137	69	33%	206
VAMC WEST PALM LAB		5	195	98%	200
LABCORP TAMPA	1	21	177	89%	199
ADVENTHEALTH LAB			195	100%	195
TENNESSEE DOH - NASHVILLE	2	173	19	10%	194
SUNRISE MEDICAL LABORATORIES		143	50	26%	193
HENDRY REGIONAL MEDICAL CENTER		2	189	99%	191
AVECINA MEDICAL JULINGTON		95	96	50%	191
ATLANTIS URGENT CARE		176	14	7%	190
MILLENNIUM PATHOLOGY			189	100%	189
ST CLOUD REGIONAL MEDICAL CENTER		126	60	32%	186
HOLMES REGIONAL MEDICAL CENTER		3	182	98%	185
UNKNOWN		13	172	93%	185
CURATIVE LABS		6	178	97%	184
FLAGLER HOSPITAL	4	17	162	89%	183
SANFORD REFERENCE LAB		179	4	2%	183
NEW YORK STATE ELR - NEW YORK PRESBYTERIAN HOSPITAL CUMC CLINICAL		159	13	8%	172
PATHGROUP LABS LLC		90	74	45%	164

COVID-19: testing by laboratory

Data through Aug 4, 2020 verified as of Aug 5, 2020 at 09:25 AM

Data in this report are provisional and subject to change.

The numbers in the table below represent the number for whom test results were received by the Department of Health. A person can be tested by more than one laboratory and can have both positive and negative results. **Therefore, the sum of the numbers in each column will be larger than the total number of people tested.**

Reporting lab	Inconclusive	Negative	Positive	Percent positive	Total
GENESIS MEDICAL LABORATORY MIAMI FL.		78	86	52%	164
ORLANDO VETERANS AFFAIRS MEDICAL CENTER		32	127	80%	159
NEW YORK STATE ELR - MOUNT SINAI LABORATORY		150	8	5%	158
NCH HEALTHCARE BONITA		104	53	34%	157
ORLANDO VAMC		79	77	49%	156
BAY PINES VAMC CLINICAL LABORATORY		3	152	98%	155
SMA SPECIALITY MEDICAL LAB		53	100	65%	153
JAMES A. HALEY VETERANS MICRO LAB			149	100%	149
NEW YORK STATE ELR - NEW YORK HOSPITAL LABORATORIES	1	141	6	4%	148
FLORIDA HOSPITAL WAUCHULA		75	69	48%	144
LABTECH DIAGNOSTIC		83	61	42%	144
VETERANS AFFAIRS MEDICAL CENTER LAB		1	142	99%	143
ASCEND CLINICAL		138	4	3%	142
QUALITOX LABORATORIES		96	45	32%	141
BUREAU OF CLINICAL LABORATORIES		117	22	16%	139
UAB UNIVERSITY OF ALABAMA HOSPITAL LAB		132	6	4%	138
NEO GENOMICS - FORT MYERS	1	132	4	3%	137
PREMIER MEDICAL LABORATORY SERVICES			135	100%	135
GESSLER CLINIC			135	100%	135
MAVERICK LABS		49	86	64%	135
PHAROS HEALTH		60	73	55%	133
MOLECULAR INFECTIOUS DISEASES		129	3	2%	132
FLORIDA WOMAN CARE LABORATORY LLC		113	19	14%	132
MEMPHIS PATHOLOGY LABORATORY	1	124	5	4%	130
C.W. BILL YOUNG VA MEDICAL CENTER		4	126	97%	130
WUESTHOFF REF LABORATORY			129	100%	129
INTEGRATED REGIONAL LABORATORIES		117	12	9%	129
BMHSI-AEL MICROBIOLOGY LABORATORY	2	102	24	19%	128
ASSOCIATED PATHOLOGISTS, LLC		92	35	28%	127
TALLAHASSEE PRIMARY CARE ASSOCIATES		116	8	6%	124
LEHIGH REGIONAL MEDICAL CENTER LAB		106	15	12%	121
SANTA ROSA MEDICAL CENTER		1	120	99%	121
ADVENT HEALTH DAYTONA		1	120	99%	121
ACUTIS DIAGNOSTICS	1	96	23	19%	120
MILLENNIUM PATHOLOGY/MICROBIOLOGY LABORATORY			120	100%	120
ASAP LAB LLC		90	24	21%	114
PALM BEACH COUNTY HEALTH DEPT LAB		112	2	2%	114
VAMC BAY PINES		1	113	99%	114
CENTRA CARE		1	113	99%	114
NEW YORK STATE ELR - ENZO CLINICAL LABS INC		112	1	1%	113
ALLIED HEALTH FORT PIERCE		112			112
LEON MEDICAL CENTER		7	102	94%	109
MILLENNIUM LAB SERVICES			106	100%	106
MEDICAL DIAGNOSTICS LABORATORIES,INC		17	89	84%	106
TEMPUS CLINICAL LABORATORY		91	14	13%	105
ROSEN MEDICAL CENTER		91	12	12%	103
UR MEDICINE LABS- CENTRAL LABORATORY		101	2	2%	103

COVID-19: testing by laboratory

Data through Aug 4, 2020 verified as of Aug 5, 2020 at 09:25 AM

Data in this report are provisional and subject to change.

The numbers in the table below represent the number for whom test results were received by the Department of Health. A person can be tested by more than one laboratory and can have both positive and negative results. **Therefore, the sum of the numbers in each column will be larger than the total number of people tested.**

Reporting lab	Inconclusive	Negative	Positive	Percent positive	Total
MICROGEN DX		2	101	98%	103
AMERICAN PATHOLOGY PARTNERS		102	1	1%	103
HOLIDAY CVS LLC DBA CVS PHARMACY #5154		97	5	5%	102
ST JUDE CHILDREN'S RESEARCH HOSPITAL		90	11	11%	101
FLORIDA HOSPITAL HEARTLAND MED CTR LAKE PLACID		70	30	30%	100
CURATIVE LABS INC		12	88	88%	100
SPARROW HEALTHCARE		1	96	99%	97
STEWART REFERENCE LABORATORY			97	100%	97
IRL MARKET LAB		60	34	36%	94
ARCPOINT LABS - FORT MYERS		48	45	48%	93
DIAGNOSTIC SOLUTIONS		3	90	97%	93
USAFSAM/PHE		23	69	75%	92
BAPTIST HEALTH SOUTH FLORIDA		4	87	96%	91
AMELIA URGENT CARE		5	85	94%	90
EUROFINS NTD, LLC		71	17	19%	88
CENTRACARE		1	87	99%	88
GENETWORKX		15	72	83%	87
REAL DIAGNOSTIC	2	40	44	51%	86
MARTIN MEMORIAL MEDICAL CENTER LAB		12	72	86%	84
LABCORP BURLINGTON (LPP)		25	58	70%	83
ARCPOINT LABS OF WEST PALM BEACH			80	100%	80
TOM LEE COMMUNITY HEALTH CENTER		3	76	96%	79
SACRED HEART HOSPITAL ON THE GULF		36	42	54%	78
ADVENTHEALTH CENTRA CARE OVIEDO		22	53	71%	75
VAMC LAKE CITY		51	24	32%	75
FAST TRACK URGENT CARE CENTER			74	100%	74
GARCIA CLINICAL LABORATORY		1	73	99%	74
FLORIDA COMMUNITY HEALTH CENTERS INC			73	100%	73
HEALTH FIRST-HOLMES REGIONAL			72	100%	72
MAYO CLINIC LABS - ROCHESTER MAIN CAMPUS		71	1	1%	72
AVERO DIAGNOSTICS		51	19	27%	70
PACIFIC ANALYTICS			69	100%	69
Highlands Regional Hospital		63	6	9%	69
PRIVA PATH LABS			68	100%	68
AEL- MEMPHIS		17	50	75%	67
QPS, LLC		66	1	1%	67
CENTRAL FLORIDA HEALTH CARE		46	21	31%	67
MID-FLORIDA PATHOLOGY		45	21	32%	66
HOLY CROSS HOSPITAL		1	65	98%	66
DAVITA LABORATORY SERVICES		48	14	23%	62
ORLANDO VA PALMS		2	60	97%	62
VA MEDICAL CENTER		7	54	89%	61
HOSPITAL FOR SPECIAL SURGERY		59	1	2%	60
BAYFRONT HEALTH BROOKSVILLE			59	100%	59
FINLAY CLINICAL LABORATORY		24	34	59%	58
VAMC GAINESVILLE		2	56	97%	58
GENE BY GENE			56	100%	56

COVID-19: testing by laboratory

Data through Aug 4, 2020 verified as of Aug 5, 2020 at 09:25 AM

Data in this report are provisional and subject to change.

The numbers in the table below represent the number for whom test results were received by the Department of Health. A person can be tested by more than one laboratory and can have both positive and negative results. **Therefore, the sum of the numbers in each column will be larger than the total number of people tested.**

Reporting lab	Inconclusive	Negative	Positive	Percent positive	Total
NAVY HOSPITAL			55	100%	55
BROWARD HEALTH MEDICAL CENTER		1	53	98%	54
NEW YORK STATE ELR - WADSWORTH HEALTH CENTER		50	3	6%	53
MORTON PLANT HOSPITAL/LAB		1	52	98%	53
AMELIA EXPRESS CARE		2	51	96%	53
BAYCARE HEALTH SYSTEM		1	52	98%	53
SARASOTA CO. HEALTH DEPT # 58		40	11	22%	51
MORTON PLANT HOSPITAL			51	100%	51
ARTHREX MEDICAL CENTER		28	21	43%	49
MILLENIUM PHYSICIANS GROUP			49	100%	49
BAYCARE LAB		1	48	98%	49
INTEGRITY LABORATORIES			49	100%	49
REFUAH HEALTH CENTER LABORATORY		49			49
P4 DIAGNOSTIX LABORATORY NETWORK		1	48	98%	49
CLINICAL REFERENCE LABORATORY		45	4	8%	49
SMA MEDICAL LABORATORY		8	40	83%	48
SHORELINE PHYSICIAN GROUP			47	100%	47
NEW YORK STATE ELR - EMPIRECITY LABORATORIES		40	7	15%	47
HURLBURT FIELD CLINIC		23	24	51%	47
USA HEALTH UNIVERSITY HOSPITAL CLINICAL LABORATORY		46	1	2%	47
H LEE MOFFITT CANCER CENTER MICRO		46			46
VHA PUBLIC HEALTH REFERENCE LABORATORY- PALO ALTO		27	19	41%	46
BIOREFERENCE LABORATORY		1	44	98%	45
FLORIDA CLINICAL LABORATORY-BIOREFERENCE LABORATORIES		5	40	89%	45
MACDILL AFB HOSPITAL		38	7	16%	45
DYNAMIC MEDICAL USA			45	100%	45
SOLARIS DIAGNOSTICS		2	43	96%	45
325TH MEDICAL GROUP			43	100%	43
ADVENT HEALTH CENTRA CARE LONGWOOD			43	100%	43
QUEST TAMPA (NEW YORK ELR)		34	9	21%	43
PROVIDENCE HOSPITAL LABORATORY		40	2	5%	42
QUEST DIAGNOSTICS-N ST PETERSBURG-5TH			42	100%	42
AMERICAN RESEARCH LABS		1	40	98%	41
NEW YORK STATE ELR - MONTEFIORE MEDICAL CENTER LABORATORIES - MOSES		34	7	17%	41
FULGENT GENETICS	1	20	19	48%	40
EAST MANATEE FAMILY	1		39	98%	40
DEPARTMENT OF VETERANS AFFAIRS JAMES A. HALEY VETERANS HOSPITAL			40	100%	40
RCA LABORATORY SERVICES, LLC		10	30	75%	40
BAYFRONT HEALTH ER PINELLAS PARK		18	22	55%	40
FISHERMENS HOSPITAL CLINICAL LAB		38	2	5%	40
FLORIDA HOSPITAL NEW SMYRNA		4	35	90%	39
EGLIN REGIONAL MEDICAL CENTER		4	35	90%	39
ADVENT HEALTH CENTRA CARE: WATERFORD LAKES		3	35	92%	38
ALL CHILDREN'S HOSPITAL/LAB			38	100%	38
NEW YORK STATE ELR - KALEIDA HEALTH CENTER FOR LABORATORY		34	4	11%	38
ST. JOSEPH HOSPITAL LAB			38	100%	38
SEBASTIAN RIVER MEDICAL CENTER		10	27	73%	37

COVID-19: testing by laboratory

Data through Aug 4, 2020 verified as of Aug 5, 2020 at 09:25 AM

Data in this report are provisional and subject to change.

The numbers in the table below represent the number for whom test results were received by the Department of Health. A person can be tested by more than one laboratory and can have both positive and negative results. **Therefore, the sum of the numbers in each column will be larger than the total number of people tested.**

Reporting lab	Inconclusive	Negative	Positive	Percent positive	Total
LAB CORP TAMPA			36	100%	36
HEALTHLINK DIAGNOSTIC LABORATORIES		1	35	97%	36
ALLSOUTH URGENT CARE			36	100%	36
NEW PLANT CITY FAMILY CARE		12	23	66%	35
ST. CLOUD MEDICAL GROUP		35			35
LABCORP BIRMINGHAM	1	4	30	86%	35
IRL		4	31	89%	35
LAB CORP RTP	1	2	32	91%	35
CAREMOUNT MEDICAL - PATHOLOGY		34			34
MACDILL AIRFORCE BASE MICRO		30	3	9%	33
AVELLINO LAB USA, INC		31	2	6%	33
GENPATH			33	100%	33
STAGEZERO LIFE SCIENCES INC		28	5	15%	33
DESOTO MEMORIAL HOSPITAL LAB			33	100%	33
HEALTH FIRST-PALM BAY			32	100%	32
NIGHT LITE PEDIATRICS URGENT CARE		3	29	91%	32
UNKNOWN - BAD FACILITY CODE		2	30	94%	32
GULF COAST MOLECULAR LABORATORIES		13	19	59%	32
NAVAL HOSPITAL - JACKSONVILLE		1	31	97%	32
BioReference Laboratories, Inc		21	10	32%	31
EXPERTUS LABORATORIES INC		10	21	68%	31
MEDICAL DIAGNOSTIC LAB		1	30	97%	31
SCIONLAB SERVICES LLC		27	4	13%	31
FAST TRACK URGENT CARE CENTER - CARROLLWOOD			31	100%	31
QUEST DIAGNOSTICS-VERO BEACH-37TH ST		31			31
FAWCETT MEMORIAL HOSPITAL-LAB		1	29	97%	30
US BIOTEK LABORATORIES			30	100%	30
MOBILE INFIRMARY MED CENTER PATH LAB		28	2	7%	30
NEW YORK STATE ELR - NEWYORK-PRESBYTERIAN/QUEENS DIAGNOSTIC		28	1	3%	29
HOLIDAY CVS LLC		29			29
UNITED CLINICAL LABS			29	100%	29
Quest Diag Unspecifd		5	24	83%	29
NEW YORK STATE ELR - WHITE PLAINS HOSPITAL CENTER LAB		29			29
LABORATORY CORP OF AMERICA	1	9	19	66%	29
ST VINCENT'S BIRMINGHAM LABORATORY		29			29
ACCU REFERENCE MEDICAL LAB			29	100%	29
CLINICAL RESEARCH SEQUENCING PLATFORM			29	100%	29
P4CLINICAL	3	2	24	83%	29
HUNTSVILLE HOSPITAL LABORATORY		22	7	24%	29
DOCTOR'S MEMORIAL HOSPITAL		2	27	93%	29
MED ARBOR			29	100%	29
FINLAY CLINICAL LABORATORY INC		26	3	10%	29
JEFFERY WEINZWEIG			28	100%	28
EMERGENCY PHYSICIANS MEDICAL CENTER			28	100%	28
CAPITAL REGIONAL MEDICAL CENTER		1	27	96%	28
QUEST DIAGNOSTIC INC	1	3	24	86%	28
SOUTH LAKE HOSPITAL		1	27	96%	28

COVID-19: testing by laboratory

Data through Aug 4, 2020 verified as of Aug 5, 2020 at 09:25 AM

Data in this report are provisional and subject to change.

The numbers in the table below represent the number for whom test results were received by the Department of Health. A person can be tested by more than one laboratory and can have both positive and negative results. **Therefore, the sum of the numbers in each column will be larger than the total number of people tested.**

Reporting lab	Inconclusive	Negative	Positive	Percent positive	Total
NXGEN MDX		18	10	36%	28
NEW YORK STATE ELR - QUEST DIAGNOSTICS NICHOLS		25	2	7%	27
LABFIRST - DEPARTMENT OF PATHOLOGY		26	1	4%	27
TAMPA GENERAL HOSPITAL CLINICAL LAB			27	100%	27
TRADITION MEDICAL CENTER LABORATORY		7	20	74%	27
CDC		17	9	35%	26
SANFORD LABORATORIES		24	2	8%	26
JACKSON MEMORIAL HOSPITAL		1	25	96%	26
BAYA URGENT CARE			26	100%	26
QUEST DIAGNOSTICS NICHOLS INSTITUTE- LPP		3	23	88%	26
ST JOSEPHS CHILDRENS OUTREACH			26	100%	26
SUNCOAST LABS			26	100%	26
INTERLAB		1	25	96%	26
GENESIS LABORATORY MANAGEMENT		1	24	96%	25
SMA SPECIALTY MEDICAL LAB		1	24	96%	25
QDX PATHOLOGY SERVICES		14	10	42%	24
NEW YORK STATE ELR - STONY BROOK UNIVERSITY MEDICAL CENTER		21	3	13%	24
MY CLINICAL LAB			24	100%	24
QUEST DIAGNOSTICS INC.			24	100%	24
GRAVITY DIAGNOSTICS		14	10	42%	24
CHILDREN'S HOSPITAL OF ALABAMA		24			24
ORLANDO REGIONAL MEDICAL CENTER		1	23	96%	24
ST. ANTHONY'S HOSPITAL			24	100%	24
DOH-WEST PALM BEACH BRANCH LABORATORY			24	100%	24
RDX BIOSCIENCE,			23	100%	23
CAPE CANAVERAL HOSPITAL			23	100%	23
BAYFRONT		21	2	9%	23
BLOCK, NATION, CHASE, AND SMOLEN FAMILY MEDICINE		14	9	39%	23
LABORATORY DYNAMICS		20	3	13%	23
MIAMI VAMC			23	100%	23
NEW YORK STATE ELR - CATHOLIC HEALTH SYSTEM DEPT LABORATORY		22			22
ASSOCIATED CLINICAL LABORATORIES		21	1	5%	22
AURORA DIAGNOSTICS BERNHARDT LABORATORIES PATHOLOGY SERVICE		22			22
LAB PLUS, LLC AT SAINT THOMAS WEST HOSPITAL		14	8	36%	22
PENNSYLVANIA DEPT OF HEALTH		19	3	14%	22
UNIVERSITY HEALTH SYSTEM INC		19	3	14%	22
GRAVITY DIAGNOSTICS, LLC		8	13	62%	21
ADVENT HEALTH -TAMPA		4	17	81%	21
PATRICK AIR FORCE BASE		1	20	95%	21
POPLAR HEALTHCARE PLLC	1	10	10	48%	21
PATHGROUP LABS			21	100%	21
LAB			21	100%	21
LABORATORY SPECIALISTS OF MICHIGAN			21	100%	21
KENDALL REGIONAL MEDICAL CENTER LAB			21	100%	21
ADVENT HEALTH CENTRA CARE		2	19	90%	21
CITRUS MEMORIAL HEALTH SYSTEM LAB		1	19	95%	20
ST. CLOUD HOSPITAL		20			20

COVID-19: testing by laboratory

Data through Aug 4, 2020 verified as of Aug 5, 2020 at 09:25 AM

Data in this report are provisional and subject to change.

The numbers in the table below represent the number for whom test results were received by the Department of Health. A person can be tested by more than one laboratory and can have both positive and negative results. **Therefore, the sum of the numbers in each column will be larger than the total number of people tested.**

Reporting lab	Inconclusive	Negative	Positive	Percent positive	Total
PALM BAY HOSPITAL		1	19	95%	20
CAYUGA MEDICAL CENTER AT ITHACA		18	2	10%	20
BROWARD HEALTH CORAL SPRINGS EPIDEMIOLOGY DEPT			20	100%	20
NEW YORK STATE ELR - UNIVERSITY HOSPITAL, STONY BROOK SOUTHAMPTON		20			20
ASSOCIATED PATHOLOGISTS		16	4	20%	20
ST. MARY'S MEDICAL CENTER LAB			20	100%	20
MIAMI BEACH COMMUNITY HEALTH CENTER			20	100%	20
FLORIDA MEDICAL CLINIC		1	19	95%	20
VA		15	4	21%	19
NEXT MOLECULAR ANALYTICS		1	18	95%	19
INTEGRATED REGIONAL LABORATORIES - LARGO			19	100%	19
ADVENT HEALTH FISH MEMORIAL		2	17	89%	19
SMA LAB		4	15	79%	19
MED HEALTH SERVICES		18	1	5%	19
CORE DIAGNOSTIC LABORATORIES			18	100%	18
INTERCOASTAL MEDICAL GROUP			18	100%	18
FIRST CHOICE URGENT CARE			18	100%	18
STONE WASH CLINICAL LABORATORIES		2	16	89%	18
PALO ALTO VA MEDICAL CENTER		1	17	94%	18
APP-UNIPATH, LLC		17	1	6%	18
VIERA HOSPITAL			18	100%	18
CLEVELAND CLINIC FOUNDATION		9	8	47%	17
ARUP		4	13	76%	17
DIAGNOSTIC LABORATORY OF OKLAHOMA		17			17
PHYSICIANS REGIONAL HEALTHCARE SYSTEM			17	100%	17
THE CENTER FOR URGENT CARE		3	14	82%	17
ARCPOINT LABS OF TAMPA		1	16	94%	17
LECONTE MEDICAL CENTER LAB		13	4	24%	17
PARRISH MEDICAL CENTER		1	16	94%	17
WATSON CLINIC LLP SOUTH			17	100%	17
MIAMI VA HEALTHCARE SYSTEM			17	100%	17
LABCORP OF AMERICA		3	14	82%	17
TGH		1	15	94%	16
NEW YORK STATE ELR - WESTCHESTER MEDICAL CENTER		16			16
NORTH FLORIDA PEDIATRICS-LAKE CITY			16	100%	16
PRIDE DIAGNOSTICS		14	2	13%	16
DOCTORS MEMORIAL HOSPITAL		8	8	50%	16
NEW YORK STATE ELR - QUEST DIAGNOSTICS INCORPORATED		13	3	19%	16
MADISON CORE LABORATORIES		15	1	6%	16
WUESTHOFF MEDICAL CENTER-MELBOURNE			16	100%	16
NEW YORK STATE ELR - BROOKDALE UNIVERSITY HOSPITAL		16			16
NEW YORK STATE ELR - WILSON MEMORIAL REGIONAL MEDICAL CENTER		14	1	7%	15
LABCORP INC		2	13	87%	15
QUEST DIAGNOSTICS NICHOLS INSTITUTE - SJC (LPP)		10	5	33%	15
NEW YORK STATE ELR - ROCHESTER GENERAL HOSPITAL LABORATORY		14	1	7%	15
GENESIS DIAGNOSTICS			15	100%	15
QUEST DIAGNOSTICS INCORPORATED			15	100%	15

COVID-19: testing by laboratory

Data through Aug 4, 2020 verified as of Aug 5, 2020 at 09:25 AM

Data in this report are provisional and subject to change.

The numbers in the table below represent the number for whom test results were received by the Department of Health. A person can be tested by more than one laboratory and can have both positive and negative results. **Therefore, the sum of the numbers in each column will be larger than the total number of people tested.**

Reporting lab	Inconclusive	Negative	Positive	Percent positive	Total
FLORIDA DEPARTMENT OF HEALTH		10	5	33%	15
SEVEN RIVERS REGIONAL MEDICAL CENTER		4	11	73%	15
NORTH SHORE UNIVERSITY HOSPITAL LABORATORY		14	1	7%	15
QUESTDIAGNOSTICS INCORPORATED		1	14	93%	15
CENTRA CARE CONWAY			15	100%	15
NEW YORK STATE ELR - LENOX HILL HOSPITAL		13	2	13%	15
JACKSON HEALTH SYSTEM			15	100%	15
MOLECULAR TESTING LABS			15	100%	15
DIATHERIX		13	2	13%	15
NORTH FLORIDA/SOUTH GEORGA VETERANS HEALTH SYSTEM			15	100%	15
IPSUM DIAGNOSTICS			15	100%	15
SUNTREE INTERNAL MEDICINE		14			14
CBS LABORATORY		1	13	93%	14
MILLENNIUM PHYSICIAN GROUP LCC			14	100%	14
PARK WEST MEDICAL CENTER		13	1	7%	14
OUT OF STATE		14			14
BIO REFERENCE LABORATORIES		3	11	79%	14
GOLDEN GATE FAMILY CLINIC			14	100%	14
BAY MEDICAL CENTER SACRED HEART HEALTH SYSTEM			14	100%	14
TIDE LABORATORIES		4	10	71%	14
HEALTH CENTRAL HOSPITAL			14	100%	14
MEDCOMP SCIENCES			13	100%	13
VAMC			13	100%	13
NEW YORK STATE ELR - BRONX LEBANON HOSPITAL-MEDICAL CENTER		12	1	8%	13
BAPTIST SOUTH MEDICAL CENTER		2	11	85%	13
SOUTHEAST FAMILY HEALTHCARE CENTER			13	100%	13
VENICE REGIONAL MEDICAL LAB SERVICES			13	100%	13
WUESTHOFF MEMORIAL HOSPITAL			13	100%	13
XERA MED RESEARCH			13	100%	13
ST. JOSEPHS HOSPITAL			13	100%	13
ST FRANCIS HOSPITAL		10	3	23%	13
NORTH OKALOOSA MEDICAL CENTER			13	100%	13
POARCH BANC CREEK INDIANS TRIBAL HEALTH DEPARTMENT			12	100%	12
PROTEUS MOLECULAR AND CLINICAL LAB		8	4	33%	12
LABCORP - CLEARWATER		3	9	75%	12
ADVANCED URGENT CARE		10	2	17%	12
WHITE WILSON MEDICAL CENTER CLINIC			12	100%	12
TEN HEALTHCARE		2	10	83%	12
FLORIDA DEPT OF HEALTH		4	8	67%	12
UVMC MICROBIOLOGY		12			12
SELECT LABORATORIES MARION COUNTY, LLC.			12	100%	12
DEPARTMENT OF VETERANS AFFAIRS MEDICAL CENTER			12	100%	12
TOTAL RENAL LABORATORIES INC		7	5	42%	12
DOH		1	11	92%	12
REDITUS LABORATORIES			12	100%	12
BIO-REFERENCE LABORATORIES			12	100%	12
CLARITY LAB SOLUTIONS		3	9	75%	12

COVID-19: testing by laboratory

Data through Aug 4, 2020 verified as of Aug 5, 2020 at 09:25 AM

Data in this report are provisional and subject to change.

The numbers in the table below represent the number for whom test results were received by the Department of Health. A person can be tested by more than one laboratory and can have both positive and negative results. **Therefore, the sum of the numbers in each column will be larger than the total number of people tested.**

Reporting lab	Inconclusive	Negative	Positive	Percent positive	Total
BROWARD DIALYSIS			12	100%	12
NIGHT LITE PEDIATRICS WINTER GARDEN		7	4	36%	11
FLORIDA COMMUNITY HEALTH CENTER OF ST. LUCIE			11	100%	11
HEALTH FIRST-VIERA HOSPITAL			11	100%	11
SUNQUEST		2	9	82%	11
TRUGENX			11	100%	11
MOFFITT CANCER CENTER		9	2	18%	11
LAB INTERMARKET FACILITY LAB			11	100%	11
BAPTIST CLAY			11	100%	11
ADVENTHEALTH CENTRA CARE SANFORD		1	10	91%	11
ESCAMBIA COMMUNITY CLINIC			11	100%	11
INDIAN RIVER MEDICAL CENTER		11			11
INTEGRITY LABORATORIES, LLC		5	6	55%	11
DELRAY MEDICAL CENTER LAB			11	100%	11
AMERICAN ESOTERIC LABORATORIES			11	100%	11
BROWARD HEALTH CARE			10	100%	10
PARKWEST MEDICAL CENTER		9	1	10%	10
PRECISION HEALTH SOLUTIONS LAB			10	100%	10
QUEST INFECTIOUS DISEASE	1	5	4	40%	10
JACKSON NORTH MEDICAL CENTER		1	9	90%	10
BAYCARE OUTREACH LABORATORY SERVICES		1	9	90%	10
NEW YORK STATE ELR - SARATOGA HOSPITAL LABORATORY		10			10
PERSONALIZED GENETIC TESTING			10	100%	10
MEDICAL LABORATORY DIAGNOSTICS			10	100%	10
NORTH FLORIDA PEDIATRICS		1	9	90%	10
UPMC CHAUTAUQUA AT WCA LABORATORY		10			10
HEALTH FIRST CAPE CANAVERAL HOSPITAL			10	100%	10
VENICE REGIONAL MEDICAL CENTER			10	100%	10
NEW JERSEY DEPARTMENT OF HEALTH COMMUNICABLE DISEASE SERVICE		3	7	70%	10
LABCORP - MIAMI		4	6	60%	10
LAKE BALDWIN CBOC		9	1	10%	10
NEW YORK STATE ELR - CATHOLIC HEALTH SERVICES REGIONAL LABORATORY		8	2	20%	10
MAGNOLIA DIAGNOSTIC			10	100%	10
SELECT REFERENCE LABORATORIES, LLC			10	100%	10
DYNAMIC DNA LAB		1	8	89%	9
BOND CLINIC			9	100%	9
NEW YORK STATE ELR - GOOD SAMARITAN HOSPITAL LABORATORY		9			9
WESTPAC LABS			9	100%	9
NEW YORK STATE ELR - ERIE COUNTY MEDICAL CTR CLINICAL LABS		9			9
CORE LABORATORY		1	8	89%	9
MICHIGAN DEPARTMENT OF HEALTH AND HUMAN SERVICES			9	100%	9
NEW YORK STATE ELR - VASSAR BROTHERS MEDICAL CENTER LABORATORY		9			9
NEW YORK STATE ELR - LOURDES HOSPITAL INC		9			9
HUNTINGTON HOSPITAL LABORATORY		8	1	11%	9
BAYFRONT HEALTH SPRING HILL			9	100%	9
BAY CARE OCCUPATIONAL CLINIC			9	100%	9
FLORIDA HOSPITAL LABS			9	100%	9

COVID-19: testing by laboratory

Data through Aug 4, 2020 verified as of Aug 5, 2020 at 09:25 AM

Data in this report are provisional and subject to change.

The numbers in the table below represent the number for whom test results were received by the Department of Health. A person can be tested by more than one laboratory and can have both positive and negative results. **Therefore, the sum of the numbers in each column will be larger than the total number of people tested.**

Reporting lab	Inconclusive	Negative	Positive	Percent positive	Total
MINUTE CLINIC INCORPORATE		8	1	11%	9
ADVENTHEALTH PALM COAST			9	100%	9
EAST ALABAMA MEDICAL CENTER LABORATORY		6	3	33%	9
LEON CHD		9			9
LABSTAT			9	100%	9
XPRESS WELLNESS URGENT CARE			9	100%	9
MAYO CLINIC DEPT OF LAB MED PATHOLOGY			8	100%	8
ST JOSEPHS HOSPITAL			8	100%	8
TYNDALL AFB			8	100%	8
NEW YORK STATE ELR - NEW YORK CITY DEPARTMENT OF HEALTH & MENTAL		8			8
BAY PINES VA		1	7	88%	8
LIFEBRITE	1		7	88%	8
PROMEDICA LABORATORIES		7	1	13%	8
ST MARY'S MEDICAL CENTER		1	7	88%	8
STATE LAB		1	7	88%	8
PRATTVILLE BAPTIST HOSPITAL		7	1	13%	8
Diatherix Laboratories, LLC		2	6	75%	8
DEVANSH LAB WERKS INC		6	2	25%	8
BAYFRONT HEALTH PORT CHARLOTTE			8	100%	8
ST JOSEPH'S HEALTHLINE		1	7	88%	8
CONSOLIDATED LAB SERVICES		8			8
THE COMMONWEALTH OF MASSACHUSETTS			8	100%	8
AMERICAN HEALTH ASSOCIATES OF TAMPA			8	100%	8
UMHC/SYLVESTER AT KENDALL		1	7	88%	8
SPORTS DRUG TESTING LABORATORY			8	100%	8
GENEUS DIAGNOSTICS			8	100%	8
CENTRA CARE – SAND LAKE			8	100%	8
NORTH CAROLINA DEPARTMENT OF HEALTH & HUMAN SERVICES			8	100%	8
ADVENT HEALTH SEBRING			8	100%	8
NEW YORK STATE ELR - NORTH CENTRAL BRONX HOSP		7	1	13%	8
ST VINCENTS MEDICAL CENTER RIVERSIDE NURSING			8	100%	8
DOCTOR'S IN HOUSE LAB			8	100%	8
NEW YORK STATE ELR - JAMES J PETERS VA MEDICAL CENTER		6	2	25%	8
PECONIC BAY MEDICAL CENTER LABORATORY		6	1	14%	7
SYLVESTER AT PLANTATION LABORATORY		6	1	14%	7
WOLFSON CHILDREN'S HOSPITAL			7	100%	7
ROCKLEDGE			7	100%	7
LAKE CITY VETERANS HOSPITAL			7	100%	7
ORMOND BEACH CENTRA CARE			7	100%	7
BOCA BIOLISTICS REFERENCE LABORATORY			7	100%	7
BAYCARE LABORATORIES			7	100%	7
FLORIDA DEPARTMENT OF HEALTH IN HILLSBOROUGH COUNTY			7	100%	7
NORTH BAY HOSPITAL			7	100%	7
NEW YORK STATE ELR - HUDSON VALLEY HOSPITAL CENTER LABORATORY		6	1	14%	7
FLORIDA DEPARTMENT OF HEALTH IN LAKE COUNTY		3	4	57%	7
BIOFIRE			7	100%	7
FLORIDA CLINICAL LAB			7	100%	7

COVID-19: testing by laboratory

Data through Aug 4, 2020 verified as of Aug 5, 2020 at 09:25 AM

Data in this report are provisional and subject to change.

The numbers in the table below represent the number for whom test results were received by the Department of Health. A person can be tested by more than one laboratory and can have both positive and negative results. **Therefore, the sum of the numbers in each column will be larger than the total number of people tested.**

Reporting lab	Inconclusive	Negative	Positive	Percent positive	Total
UNIVERSITY HOSPITAL - STONY BROOK EASTERN		7			7
LONGLEAF DIAGNOSTIC LABORATORIES		2	5	71%	7
INTERNAL LAB		4	3	43%	7
NEW YORK STATE ELR - ST PETER'S BENDER LABORATORY		7			7
HEALTHMARK REGIONAL HOSPITAL LAB		3	4	57%	7
X-GENE MOLECULAR LABS		1	6	86%	7
CLINICAL PATHOLOGY LABORATORIES, INC.			7	100%	7
WATSON CLINIC LLP MAIN			7	100%	7
NO NAME		5	2	29%	7
NEW YORK PRESBYTERIAN - ALLEN HOSPITAL		7			7
NORTHWELL HEALTH PLAINVIEW HOSPITAL LABORATORY		5	2	29%	7
HIGHLANDS MEDICAL CENTER		7			7
SOUTHEAST ALABAMA MEDICAL CENTER			7	100%	7
BAYONET POINT MEDICAL CENTER			7	100%	7
ST CATHERINE OF SIENA HOSPITAL		7			7
CLEVELAND CLINIC			7	100%	7
PATHOGENIUS LABORATORIES		2	4	67%	6
ST JOSEPH HOSPITAL		5	1	17%	6
ST. JOSEPH'S HOSPITAL LAB			6	100%	6
NORTHWEST FLORIDA COMMUNITY HOSPITAL		1	5	83%	6
CONNECTICUT DEPARTMENT OF HEALTH		5	1	17%	6
ST VINCENT'S EAST LABORATORY		6			6
ST ELIZABETH MEDICAL CENTER LABORATORY		6			6
ADVENTHEALTH CENTRA CARE ORMOND BEACH			6	100%	6
SHELBY COUNTY HEALTH CARE CORPORATION		4	2	33%	6
MONTEFIORE NEW ROCHELLE HOSPITAL		6			6
MICHIGAN DEPARTMENT OF COMMUNITY HEALTH		1	5	83%	6
STATEN ISLAND UNIVERSITY HOSPITAL-POUCH		6			6
NEW YORK STATE ELR - JAMAICA HOSPITAL MEDICAL CENTER		6			6
TRUE HEALTH DIAGNOSTICS		1	5	83%	6
FLORIDA WOMAN CARE LABORATORY			6	100%	6
LEE MEMORIAL LAB GULF COAST			6	100%	6
LABCORP NEW PORT RICHEY			6	100%	6
NEW YORK STATE ELR - LABORATORY ALLIANCE OF CENTRAL NEW		6			6
CREATIVE TESTING SOLUTIONS			6	100%	6
SACRED HEART HEALTH SYSTEM			6	100%	6
ARCHBOLD MEMORIAL HOSPITAL/LAB		3	3	50%	6
NADAL PEDIATRICS - VICTORIA STREET (3385)			6	100%	6
EGL GENETIC DIAGNOSTICS		1	5	83%	6
CENTRA CARE – WATERFORD LAKES			6	100%	6
PENSACOLA PEDIATRICS			6	100%	6
NEIGHBORHOOD MEDICAL CENTER		6			6
ACH			6	100%	6
SOUTH SEMINOLE HOSPITAL		1	5	83%	6
CANTON-POTSDAM HOSPITAL LABORATORY		6			6
LEE COUNTY HEALTH DEPARTMENT		4	2	33%	6
BROWARD COUNTY HEALTH DEPT.			5	100%	5

COVID-19: testing by laboratory

Data through Aug 4, 2020 verified as of Aug 5, 2020 at 09:25 AM

Data in this report are provisional and subject to change.

The numbers in the table below represent the number for whom test results were received by the Department of Health. A person can be tested by more than one laboratory and can have both positive and negative results. **Therefore, the sum of the numbers in each column will be larger than the total number of people tested.**

Reporting lab	Inconclusive	Negative	Positive	Percent positive	Total
TAMIAMI LAB MILLENNIUM			5	100%	5
Cleveland Clinic Laboratories		1	4	80%	5
LAKELAND REGIONAL HEALTH			5	100%	5
UPMC HEALTH SYSTEM		4	1	20%	5
LABCORP - NAPLES			5	100%	5
AEL KNOXVILLE			5	100%	5
BOCA RATON REGIONAL HOSPITAL LAB			5	100%	5
THE VILLAGES CLINICAL LAB		4	1	20%	5
DOH JACKSONVILLE CENTRAL LABORATORY		3	2	40%	5
AMELIA MEDICAL CARE			5	100%	5
DALE MEDICAL CENTER		2	3	60%	5
LABORATORY OF FLORIDA			5	100%	5
WINTER HAVEN HOSPITAL			5	100%	5
ADVENT HEALTH CENTRA CARE PALM COAST			5	100%	5
MINUTECLINIC DIAGNOSTIC OF RHODE ISLAND, LLC #729		4	1	20%	5
UNKNOWN LAB			5	100%	5
SUNCOAST COMMUNITY HEALTH CENTERS PEDIATRICS		1	4	80%	5
PALM BEACH PATHOLOGY		4	1	20%	5
SPECIALITY LABORATORIES,INC		4	1	20%	5
FLOWERS HOSPITAL		1	4	80%	5
JFK MEDICAL CENTER NORTH LAB			5	100%	5
ARNOT OGDEN MEDICAL CENTER LABORATORY		5			5
FRANCES WARDE MEDICAL LABORATORY		2	3	60%	5
CHILDREN'S HOSPITAL OF PHILADELPHIA		5			5
LABCORP BURLINGTON CYTO		4	1	20%	5
TALLAHASSEE PRIMARY CARE ASSOC, PA		5			5
XRL SXF REF LAB		5			5
NEW YORK STATE ELR - SOUTHSIDE HOSPITAL NORTHWELL HEALTH LABORATORY		4	1	20%	5
LEHIGH VALLEY HOSPITAL		3	2	40%	5
CHEMISYS LABORATORIES			5	100%	5
ST ANTHONY NORTH			5	100%	5
BIOTECH			5	100%	5
DOCTORS MEMORIAL FAMILY MEDICINE			5	100%	5
BROOKWOOD BAPTIST MEDICAL CENTER		5			5
ACHS		2	2	50%	4
LINCOLN MEDICAL AND MENTAL HEALTH CENTER		4			4
FINLAY C. LABORATORY		3	1	25%	4
EXPRESS TESTING-ONE			4	100%	4
ADVENTHEALTH MEDICAL GROUP		3	1	25%	4
PEDIATRIC HEALTH CARE ALLIANCE			4	100%	4
MISSOURI DEPARTMENT OF HEALTH AND SENIOR SERVICES			4	100%	4
COASTAL LABORATORIES			4	100%	4
DTR LABS		3	1	25%	4
LEE MEMORIAL HEALTH PARK LAB			4	100%	4
COMMUNITY HEALTH OF SOUTH FLORIDA			4	100%	4
FISHERMEN'S HOSPITAL			4	100%	4
NEW YORK STATE ELR - SAMARITAN HOSPITAL LABORATORY		4			4

COVID-19: testing by laboratory

Data through Aug 4, 2020 verified as of Aug 5, 2020 at 09:25 AM

Data in this report are provisional and subject to change.

The numbers in the table below represent the number for whom test results were received by the Department of Health. A person can be tested by more than one laboratory and can have both positive and negative results. **Therefore, the sum of the numbers in each column will be larger than the total number of people tested.**

Reporting lab	Inconclusive	Negative	Positive	Percent positive	Total
NEW YORK STATE ELR - BROOKLYN HOSPITAL CENTER DOWNTOWN CAMPUS		4			4
INTERMARKET FACILITY			4	100%	4
ILLINOIS DEPT OF PUBLIC HEALTH LAB - SPRINGFIELD			4	100%	4
BEAUMONT LABORATORY			4	100%	4
DAVITA LABORATORY		4			4
DCH REGIONAL MEDICAL CENTER LABORATORY		4			4
MANATEE PEDIATRICS			4	100%	4
PRECISION LABS LLC		1	3	75%	4
Covance Central Laboratory			4	100%	4
SOUTHWESTERN REGIONAL MEDICAL CENTER - TULSA		4			4
COLORADO DEPARTMENT OF PUBLIC HEALTH AND ENVIRONMENT			4	100%	4
PATHGROUP			4	100%	4
NEWYORK-PRESBYTERIAN/ LAWRENCE HOSPITAL LABORATORY		4			4
KEY PRIMARY CASE			4	100%	4
BAY CARE			4	100%	4
STATEN ISLAND UNIVERSITY HOSPITAL SEGUINE AVE		4			4
QUEST DIAGNOSTIC INC TECHNICAL			4	100%	4
THOMAS JEFFERSON UNIVERSITY HOSPITAL		4			4
MERCY HOSPITAL MIAMI LAB			4	100%	4
MAYO CLINIC LABS - ROCHESTER SUPERIOR DRIVE			4	100%	4
QUEST DIAGNOSTICS- MELBOURNE			4	100%	4
OKLAHOMA STATE UNIVERSITY DIAGNOSTIC LAB			4	100%	4
METROPOLITAN HOSPITAL CENTER		4			4
MEDLOGIC, LLC		1	3	75%	4
LAB CORP OF AMERICA		1	3	75%	4
LAWTON CHILES HEALTH CENTER			4	100%	4
MIDWAY SPECIALTY CARE CENTER			4	100%	4
GENUS DIAGNOSTICS			4	100%	4
COVENIENT CARE MEDICAL CLINIC			4	100%	4
MHHS All Lab Subsection		3			3
GULF COAST MEDICAL GROUP			3	100%	3
NEW YORK STATE ELR - JACOBI MEDICAL CENTER		3			3
JACKSON SOUTH COMMUNITY HOSPITAL LAB			3	100%	3
AIM LABORATORIES			3	100%	3
BAYCARE OUTREACH LABORATORY HOSPITAL			3	100%	3
BRANCH MEDICAL CLINIC			3	100%	3
AVELLINO LAB USA INC		3			3
MOLECULAR DIAGNOSTICS			3	100%	3
TPCA CLINICAL LABORATORIES		1	2	67%	3
PALMS WEST HOSPITAL			3	100%	3
OPTUM LABS LLC			3	100%	3
MIAMI CANCER INSTITUTE			3	100%	3
SAMARITAN MEDICAL CENTER		3			3
LABCORP DIAGNOSTICS-MIAMI		2	1	33%	3
MAYO MEDICAL LABORATORIES		2	1	33%	3
NEW YORK STATE ELR - ORANGE REGIONAL MEDICAL CENTER LABORATORY		3			3
PINELLAS COUNTY HEALTH DEPARTMENT		2	1	33%	3

COVID-19: testing by laboratory

Data through Aug 4, 2020 verified as of Aug 5, 2020 at 09:25 AM

Data in this report are provisional and subject to change.

The numbers in the table below represent the number for whom test results were received by the Department of Health. A person can be tested by more than one laboratory and can have both positive and negative results. **Therefore, the sum of the numbers in each column will be larger than the total number of people tested.**

Reporting lab	Inconclusive	Negative	Positive	Percent positive	Total
ABBOTT			3	100%	3
NORTHSHORE UNIVERSITY HEALTHSYSTEM EVANSTON HOSPITAL LAB			3	100%	3
NORTHERN DUTCHESS HOSPITAL LABORATORY		3			3
ALACHUA COUNTY HEALTH DEPARTMENT			3	100%	3
STATEN ISLAND UNIVERSITY HOSPITAL		3			3
ST. MARYS MEDICAL CENTER			3	100%	3
PHYSICIANS STAT			3	100%	3
TMH PHYSICIAN PARTNERS - MONTICELLO		3			3
PENNSYLVANIA DEPARTMENT OF HEALTH BUREAU OF LABORATORIES			3	100%	3
FAMILY HEALTH CENTERS OF SWF LABS			3	100%	3
QUEST DIAGNOSTIC			3	100%	3
NORTH BROWARD HOSPITAL DISTRICT HEALTHCARE FOR THE HOMELESS			3	100%	3
PUBLIC HEALTH LAB		3			3
MONTEFIORE ST LUKE'S CORNWALL HOSPITAL		2	1	33%	3
ILLINOIS DEPARTMENT OF PUBLIC HEALTH			3	100%	3
JOE DIMAGGIO CHILDREN'S HOSPITAL		1	2	67%	3
MARSHALL MEDICAL CENTER SOUTH LAB		2	1	33%	3
TAMPA GENERAL HOSPITAL LABORATORY			3	100%	3
TIMBER RIDGE LABORATORY			3	100%	3
NORTH NAPLES HOSPITAL RESPIRATORY THERAPY DEPARTMENT			3	100%	3
BAYCARE MEDICAL GROUP INC			3	100%	3
LAKE WALES MEDICAL CENTER INC			3	100%	3
ST LUKES HOSPITAL LABORATORY		2	1	33%	3
BAPTIST MEDICAL CENTER EAST		2	1	33%	3
KEYS MEDICAL GROUP			3	100%	3
CENTRAL FLORIDA HEALTH CARE INC			3	100%	3
VIRGINIA DIVISION OF CONSOLIDATED LABORATORIES			3	100%	3
DORAL URGENT CARE			3	100%	3
METHODIST MEDICAL CENTER		2	1	33%	3
BARONESS ERLANGER HOSPITAL		3			3
INDIAN RIVER CHD VERO BEACH		2	1	33%	3
NAPHCARE, INC.			3	100%	3
VIRTUA VOORHEES HOSPITAL		3			3
CLINICORE			3	100%	3
ASCENSION ST. VINCENT'S PRIMARY CARE			3	100%	3
WESLEY CHAPEL INTERNAL MEDICINE AND PEDIATRICS			3	100%	3
ELLENTON URGENT CARE			3	100%	3
MARINER'S HOSPITAL			3	100%	3
QUATRACOR PLLC		3			3
KEY WEST URGENT CARE, INC		3			3
FHMG LAKE MARY PEDS		2	1	33%	3
EMERGENCY MEDICAL CENTER			3	100%	3
NICHOLS INSTITUTE QUEST DIAGNOSTICS		2	1	33%	3
WAKEMED		1	2	67%	3
VA OUTPATIENT			3	100%	3
DOH-TAMPA BRANCH LABORATORY (MLK BLVD)			3	100%	3
BOZEMAN HEALTH DEACONESS HOSPITAL		3			3

COVID-19: testing by laboratory

Data through Aug 4, 2020 verified as of Aug 5, 2020 at 09:25 AM

Data in this report are provisional and subject to change.

The numbers in the table below represent the number for whom test results were received by the Department of Health. A person can be tested by more than one laboratory and can have both positive and negative results. **Therefore, the sum of the numbers in each column will be larger than the total number of people tested.**

Reporting lab	Inconclusive	Negative	Positive	Percent positive	Total
COMMUNITY HEALTH NORTHWEST FLORIDA			3	100%	3
VIGILINT HEALTHCARE		1	1	50%	2
UNIVERSITY OF MIAMI			2	100%	2
NEW YORK STATE ELR - LONG ISLAND JEWISH VALLEY STREAM		2			2
OMNI			2	100%	2
SARASOTA MEMORIAL MEDICAL URGENT CARE CENTER			2	100%	2
MONTANA PUBLIC HEALTH LAB			2	100%	2
ST VINCENT'S CHILTON		1	1	50%	2
VIRTUA MEMORIAL HOSPITAL BURLINGTON COUNTY			2	100%	2
WALGREENS #5317		2			2
ST. JOSEPH REGIONAL MEDICAL CENTER			2	100%	2
MADISON COUNTY MEMORIAL HOSP		1	1	50%	2
WATAUGA MEDICAL CENTER		1	1	50%	2
IRL MARKET LAB ALACHUA		1	1	50%	2
MONROE COUNTY HOSPITAL		2			2
URGENT CARE TCMA			2	100%	2
WOODHULL MEDICAL AND MENTAL HEALTH CTR		2			2
SCDHEC BUREAU OF LABORATORIES			2	100%	2
SHARP MEMORIAL HOSPITAL MICROBIOLOGY DEPT			2	100%	2
TREASURE COAST COMMUNITY HEALTH			2	100%	2
UNIVERSITY OF CHICAGO MEDICAL CENTER LAB			2	100%	2
SIGNATURE CARE PFLUGERVILLE			2	100%	2
MEMORIAL SLOAN KETTERING CANCER CENTER		1	1	50%	2
THOMAS LANGLEY			2	100%	2
WHOLE CHILD PEDIATRICS			2	100%	2
SPARROW CENTRAL LAB			2	100%	2
NEW YORK STATE ELR - COLUMBIA MEMORIAL HOSPITAL LABORATORY		2			2
LABCORP PHOENIX			2	100%	2
SSM HEALTH ST LOUIS MICROBIOLOGY LABORATORY		1	1	50%	2
NOVANT HEALTH INPATIENT CARE			2	100%	2
SHELBY BAPTIST MEDICAL CENTER			2	100%	2
UC CORAL GABLES			2	100%	2
RUSH UNIVERSITY MEDICAL CENTER LABORATORY			2	100%	2
UNIVERSITY OF WASHINGTON MEDICAL CENTER			2	100%	2
NEW YORK STATE ELR - NEW YORK PRESBYTERIAN-LOWER MANHATTAN		2			2
AMERICAN FAMILY CARE- ORANGE BEACH			2	100%	2
AMERICAN MEDICAL LABORATORIES			2	100%	2
NEW HAMPSHIRE PUBLIC HEALTH LABORATORIES		2			2
ALLIANCE PEDIATRICS			2	100%	2
HOME ACCESS HEALTH			2	100%	2
ACADIAN DIAGNOSTIC LABORATORIES		2			2
AHSE ROP		2			2
NEW HAMPSHIRE DEPARTMENT OF HEALTH AND HUMAN SERVICES		1	1	50%	2
BIRMINGHAM VAMC		1	1	50%	2
ROCKEFELLER UNIVERSITY CLINICAL GENOMICS LABORATOR		2			2
QUEST DIAGNOSITCS INCORPORATED			2	100%	2
LAKE MARY KIDS CENTRA CARE			2	100%	2

COVID-19: testing by laboratory

Data through Aug 4, 2020 verified as of Aug 5, 2020 at 09:25 AM

Data in this report are provisional and subject to change.

The numbers in the table below represent the number for whom test results were received by the Department of Health. A person can be tested by more than one laboratory and can have both positive and negative results. **Therefore, the sum of the numbers in each column will be larger than the total number of people tested.**

Reporting lab	Inconclusive	Negative	Positive	Percent positive	Total
MIDMICHIGAN MEDICAL CENTER			2	100%	2
MEDRITE			2	100%	2
BFT LAB			2	100%	2
GEISINGER MEDICAL CENTER		2			2
ST CHARLES HOSPITAL LABORATORY		2			2
SOUTH GEORGIA MEDICAL CENTER			2	100%	2
IOWA DEPARTMENT OF PUBLIC HEALTH			2	100%	2
ST PETERSBURG PEDIATRICS-EAST BAY			2	100%	2
CONNECTDX			2	100%	2
UK HEALTHCARE			2	100%	2
EISENHOWER ARMY MEDICAL CENTER			2	100%	2
OHIO STATE UNIVERSITY WEXNER MEDICAL CENTER			2	100%	2
DOCTOR'S IN HOUSE LABORATORY			2	100%	2
ERIE COUNTY MEDICAL CTR CLINICAL LABS		2			2
PREMIER MEDICAL LABORATORY			2	100%	2
CORAL GABLES HOSPITAL			2	100%	2
LABCORP RARITAN		2			2
LABCORP - LEESBURG			2	100%	2
CONEMAUGH MEMORIAL MEDICAL CENTER		2			2
ALABAMA DEPARTMENT OF PUBLIC HEALTH			2	100%	2
BAY CARE LAB SERVICES/ST. ANTHONY'S HOSPITAL			2	100%	2
DEACONESS HOSPITAL			2	100%	2
ADVENTHEALTH PEDIATRICS/LAKE MARY PEDS		1	1	50%	2
HEART OF FLORIDA HMA			2	100%	2
ALTRU DIAGNOSTICS INC			2	100%	2
JOHN D. ARCHBOLD MEM. HOSPITAL			2	100%	2
BIODESIX, INC.		2			2
ALVERNO CLINICAL LABORATORIES			2	100%	2
ADVANCED MEDICAL CARE			2	100%	2
JOHNSON CITY MEDICAL CENTER		1	1	50%	2
DICKERT			2	100%	2
CALHOUN LIBERTY HOSPITAL			2	100%	2
BETH ISRAEL DEACONESS MEDICAL CENTER			2	100%	2
CENTRA CARE HUNTER'S CREEK			2	100%	2
CELERION			2	100%	2
GUTHRIE MEDICAL GROUP LABORATORIES		2			2
AMMON LABS			2	100%	2
JACKSON LABORATORY OF GENOMIC MEDICINE		2			2
MAILBOX DIAGNOSTICS		1	1	50%	2
QUEENS HOSPITAL CENTER		2			2
OHIO DEPARTMENT OF HEALTH LABORATORY		2			2
MAYO			2	100%	2
BAYFRONT HEALTH PUNTA GORDA			2	100%	2
COLLIER COUNTY HEALTH DEPT.			2	100%	2
FCHC (OB)-DARWIN SQUARE CTR.			2	100%	2
FLORIDA HEALTH CARE PLANS			2	100%	2
Cleveland Clinic Weston			2	100%	2

COVID-19: testing by laboratory

Data through Aug 4, 2020 verified as of Aug 5, 2020 at 09:25 AM

Data in this report are provisional and subject to change.

The numbers in the table below represent the number for whom test results were received by the Department of Health. A person can be tested by more than one laboratory and can have both positive and negative results. **Therefore, the sum of the numbers in each column will be larger than the total number of people tested.**

Reporting lab	Inconclusive	Negative	Positive	Percent positive	Total
HEALTH FIRST IBM-UX			2	100%	2
GEORGIA DEPARTMENT OF PUBLIC HEALTH			2	100%	2
FLORIDA HOSPITAL			2	100%	2
CLINICAL PATHOLOGY LABS		1	1	50%	2
NEW YORK STATE ELR - BELLEVUE HOSPITAL CENTER DEPARTMENT		2			2
NEW YORK STATE ELR - AUBURN COMMUNITY HOSPITAL		2			2
ADVANCED URGENT CARE CENTER OF THE UPPER KEYS			2	100%	2
NEW YORK STATE ELR - GLENS FALLS HOSPITAL DEPARTMENT OF PATHOLOGY		2			2
NEW YORK STATE DEPARTMENT OF HEALTH		1	1	50%	2
BIO-TECH CLINICAL LABORATORIES			2	100%	2
UNIVERSITY HOSPITAL			2	100%	2
NEBRASKA MEDICAL CENTER			2	100%	2
TALLAHASSEE MEMORIAL HOSPITAL/MICROBIOLOGY LAB			2	100%	2
PHYSICIANS LABORATORY SERVICES			2	100%	2
PREMIER LABORATORY SERVICES, LLC			2	100%	2
NOVANT HEALTH GOHEALTH URGENT CARE-HARRISBURG			2	100%	2
OKLAHOMA STATE DEPARTMENT OF HEALTH-PUBLIC HEALTH LABORATORY			2	100%	2
CAPTAIN JAMES A. LOVELL FEDERAL HEALTHCARE CENTER			2	100%	2
RICHMOND UNIVERSITY MEDICAL CENTER		1	1	50%	2
FLORIDA CLINICAL LABORATORY INC			2	100%	2
PPD			2	100%	2
LABCORP - STUART		1	1	50%	2
UNIVERSITY HOSPITAL OF BROOKLYN		2			2
INTERNAL MEDICINE ASSOCIATES-DUNELLON			2	100%	2
GALEN BAYLOR EXTENSION		2			2
KETTERING HEALTH			2	100%	2
BALDWIN PEDIATRICS			2	100%	2
AMEERAH LABS			2	100%	2
LABCORP - OHIO			2	100%	2
LEEESBURG REGIONAL MEDICAL CENTER		1	1	50%	2
MALABAR/ADVENT CENTRA CARE			2	100%	2
CGH MEDICAL CENTER			1	100%	1
THE CHILDREN'S HOSPITAL OF PHILADELPHIA		1			1
UNIVERSITY LAB			1	100%	1
VA HOSPITAL			1	100%	1
CENTRA CARE – LAKE NONA			1	100%	1
US LABORATORIES			1	100%	1
DSI LABORATORIES-NAPLES-7TH			1	100%	1
VA GREATER LOS ANGELES HEALTH CARE SYSTEM			1	100%	1
VERMONT DEPARTMENT OF HEALTH LABORATORY		1			1
HAWAII DEPARTMENT OF HEALTH LAB			1	100%	1
EDGAR PRICE FAMILY & CHILDREN HEALTHCARE CENTER			1	100%	1
CLEVELAND CLINIC OHIO LABORATORIES			1	100%	1
DHEC - S.C PUBLIC HEALTH LAB			1	100%	1
SOUTHEAST GEORGIA HEALTH SYSTEM			1	100%	1
SPECTOR SCIENTIFIC LAB			1	100%	1
AZALEA HEALTH			1	100%	1

COVID-19: testing by laboratory

Data through Aug 4, 2020 verified as of Aug 5, 2020 at 09:25 AM

Data in this report are provisional and subject to change.

The numbers in the table below represent the number for whom test results were received by the Department of Health. A person can be tested by more than one laboratory and can have both positive and negative results. **Therefore, the sum of the numbers in each column will be larger than the total number of people tested.**

Reporting lab	Inconclusive	Negative	Positive	Percent positive	Total
ELITE CARE			1	100%	1
FALMOUTH BY THE SEA			1	100%	1
STANLY REGIONAL MEDICAL CENTER			1	100%	1
ST FRANCIS			1	100%	1
JOHNS HOPKINS MEDICAL LABS			1	100%	1
WEST VIRGINIA UNIVERSITY HOSPITALS			1	100%	1
CAROLINAS HEALTHCARE SYSTEM LAB			1	100%	1
CBC LAB			1	100%	1
WEST KENDALL HOSPITAL			1	100%	1
UC SAN DIEGO HEALTH			1	100%	1
SKY RIDGE MEDICAL CENTER - MICRO			1	100%	1
DUKE HEALTH REGIONAL HOSPITAL			1	100%	1
BAPTIST ER TOWN CTR			1	100%	1
ACCESSLAB		1			1
WASHINGTON STATE DEPARTMENT OF HEALTH PUBLIC HEALTH LABORATORIES			1	100%	1
VA GULF COAST VETERANS HEALTH CARE SYSTEM			1	100%	1
SANFORD REGIONAL HOSPITAL WORTHINGTON		1			1
ACCESS HEALTH CARE			1	100%	1
SOUTHWEST FLORIDA DIVISION LAB			1	100%	1
SENTARA NORFOLK GENERAL HOSPITAL CENTRAL LAB			1	100%	1
APS-SUMMIT CARE PHARMACY, LLC DBA OMNICARE		1			1
BEAUMONT REFERENCE LABORATORY			1	100%	1
CAROMONT HEALTH			1	100%	1
BERKSHIRE MEDICAL CENTER			1	100%	1
WOLFSON (USE BAPTIST)			1	100%	1
WELLINGTON WEST 100176			1	100%	1
WEST PACIFIC MEDICAL LABORATORY			1	100%	1
YORK HOSPITAL - LABORATORY			1	100%	1
KANSAS DEPARTMENT OF HEALTH			1	100%	1
ECLRS			1	100%	1
TIMPANOGOS REGIONAL HOSPITAL			1	100%	1
VRL EUROFINIS			1	100%	1
HARLEM HOSPITAL CENTER		1			1
FHMG-FLORIDA HOSPITAL MEDICAL GROUP			1	100%	1
FLORIDA HOSPITAL KISSIMMEE			1	100%	1
UAB			1	100%	1
AMD			1	100%	1
BMC/JACSONVILLE		1			1
JOHN D. ARCHBOLD MEMORIAL HOSPITAL			1	100%	1
UW HOSPITAL AND CLINICS			1	100%	1
UNKNOWN - MI			1	100%	1
HIGHLANDS CLINICAL LABORATORY			1	100%	1
TAMPA		1			1
TAMIAMI LAB MILLENIUM			1	100%	1
BAYONET POINT HOSPITAL LAB			1	100%	1
COMPUNET CLINICAL LAB			1	100%	1
CQUENTIA NGS, LLC			1	100%	1

COVID-19: testing by laboratory

Data through Aug 4, 2020 verified as of Aug 5, 2020 at 09:25 AM

Data in this report are provisional and subject to change.

The numbers in the table below represent the number for whom test results were received by the Department of Health. A person can be tested by more than one laboratory and can have both positive and negative results. **Therefore, the sum of the numbers in each column will be larger than the total number of people tested.**

Reporting lab	Inconclusive	Negative	Positive	Percent positive	Total
SCRIPPS CLINIC MEDICAL			1	100%	1
COLORADO DEPARTMENT OF HEALTH LABORATORY SERVICES DIVISION			1	100%	1
APPALACHIAN REGIONAL HEALTHCARE SYSTEM		1			1
ALLIANCE LABORATORY SERVICES			1	100%	1
BROOKSVILLE REGIONAL HOSPITAL			1	100%	1
BARDMOOR LABORATORY			1	100%	1
ACCESS HEALTH CARE PHYSICIANS			1	100%	1
ADVANCED MEDICAL LABORATORIES (AML)			1	100%	1
ACL LABORATORIES INDUSTRIAL TOXICOLOGY			1	100%	1
AFC URGENT CARE			1	100%	1
HEALTH NETWORK LABORATORIES		1			1
MINUTECLINIC DIAGNOSTIC OF RHODE ISLAND, LLC #590		1			1
DOCS URGENT CARE			1	100%	1
EXCEL URGENT CARE OF NJ			1	100%	1
MINUTECLINIC DIAGNOSTIC OF RHODE ISLAND, LLC #1544		1			1
HANCOCK REGIONAL HOSPITAL		1			1
BIODORON LABORATORIES			1	100%	1
JEFFERSON COUNTY HEALTH DEPARTMENT-MONTICELLO		1			1
PARKWAY REGIONAL MEDICAL CENTER LAB			1	100%	1
EXOSOME DIAGNOSTICS		1			1
DOCTOR'S WALK-IN CLINIC / QUEST DIAGNOSTICS			1	100%	1
DALLAS MEDICAL CENTER			1	100%	1
BRISTOL REGINAL MEDICAL CENTER			1	100%	1
CHATSWORTH ASSISTED LIVING COMMUNITY AT PGA NATIONAL			1	100%	1
ADVENTHEALTH CENTRA CARE APOPKA			1	100%	1
SACRED HEART MEDICAL GROUP			1	100%	1
AFFILIATED LABORATORIES INC			1	100%	1
ADVENTIST HINSDALE HOSPITAL LABORATORY			1	100%	1
LABCORP - LADY LAKE			1	100%	1
KENTUCKY CABINET FOR HEALTH AND FAMILY SERVICES			1	100%	1
PALM BEACH COUNTY HEALTH DEPARTMENT LABORATORY			1	100%	1
OHIO DEPARTMENT OF HEALTH			1	100%	1
KETTERING MEDICAL CENTER			1	100%	1
LABCORP LAFAYETTE		1			1
GENETIC ASSAYS INC			1	100%	1
TRUMAN MEDICAL CENTER - HOSPITAL HILL			1	100%	1
THE HEART HOSPITAL BAYLOR PLANO			1	100%	1
TIEHH BIOTERRORISM RESPONSE LAB			1	100%	1
UNITED CLINICAL LABORATORIES			1	100%	1
HARTFORD HOSPITAL ANCILLARY LAB		1			1
CITRUS PARK			1	100%	1
UNITED LABORATORY SERVICE			1	100%	1
CONEY ISLAND HOSPITAL		1			1
State Lab Unspecifd			1	100%	1
FLORIDA HOSPITAL LAB			1	100%	1
GIFFORD MEMORIAL HOSPITAL		1			1
FLORIDA DEPARTMENT OF HEALTH IN MIAMI DADE COUNTY			1	100%	1

COVID-19: testing by laboratory

Data through Aug 4, 2020 verified as of Aug 5, 2020 at 09:25 AM

Data in this report are provisional and subject to change.

The numbers in the table below represent the number for whom test results were received by the Department of Health. A person can be tested by more than one laboratory and can have both positive and negative results. **Therefore, the sum of the numbers in each column will be larger than the total number of people tested.**

Reporting lab	Inconclusive	Negative	Positive	Percent positive	Total
SV MOBILE HEALTH			1	100%	1
DELAWARE DIAGNOSTICS LABS			1	100%	1
TEXAS DEPARTMENT OF STATE HEALTH SERVICES			1	100%	1
FLORIDA DEPARTMENT OF HEALTH PALM BEACH COUNTY			1	100%	1
FLORIDA CLINICAL LABORATORY - BIOREFERENCE LABORATORIES			1	100%	1
ST. LUKE'S HOSPITAL - BETHLEHEM CAMPUS		1			1
BAYLOR COLLEGE OF MEDICINE			1	100%	1
BEEBE MEDICAL CENTER LABORATORY		1			1
BAYLOR ESOTERIC AND MOLECULAR LAB			1	100%	1
ST. LUCIE COUNTY HEALTH DEPARTMENT		1			1
BAYCARE ALLIANT HOSPITAL			1	100%	1
LABCORP - HOLLYWOOD			1	100%	1
BAYCARE OUTREACH LAB			1	100%	1
LABCORP - DAYTONA BEACH			1	100%	1
URGENT CARE WEST CLINIC			1	100%	1
CATHOLIC HEALTH SYSTEM DEPT LABORATORY		1			1
ILLINOIS DEPT OF PUBLIC HEALTH LABS			1	100%	1
SUNY AT STONY BROOK			1	100%	1
CAH ACQUISITION COMPANY 11 LLC			1	100%	1
JOHN HOPKINS MEDICAL LABORATORIES		1			1
JOHNS HOPKINS MEDICAL LABORATORIES			1	100%	1
BLOUNT MEMORIAL HOSPITAL		1			1
BLOOD SYSTEMS LABORATORIES			1	100%	1
MONTANA DEPARTMENT OF PUBLIC HEALTH & HUMAN SERVICES			1	100%	1
MINUTECLINIC DIAGNOSTIC OF TEXAS, LLC		1			1
MPG JACKSONVILLE ATLANTIC BLVD		1			1
PRIMARY CARE OF THE TREASURE COAST			1	100%	1
Mt Sinai Aventura			1	100%	1
LABCORP KANSAS CITY			1	100%	1
LEESBURG FAMILY MEDICINE		1			1
LOYOLA UNIVERSITY MEDICAL CENTER LABORATORY			1	100%	1
MEDICAL ARTS LABORATORY			1	100%	1
LABCORP - ORLANDO		1			1
PROGENESIS INC			1	100%	1
ST. MARY MEDICAL CENTER		1			1
SMITH NORTHVIEW HOSPITAL LAB			1	100%	1
UCLA HEALTHCARE CLINICAL LABS			1	100%	1
SPRING HILL REGIONAL HOSPITAL			1	100%	1
VA OUT PATIENT CENTER			1	100%	1
RIVERVIEW REGIONAL MEDICAL CENTER		1			1
QUEST ELR		1			1
SUNY UPSTATE MEDICAL UNIVERSITY			1	100%	1
SHANDS AT LAKE SHORE LAB			1	100%	1
SCIENCE CARE			1	100%	1
LABCORP HOUSTON			1	100%	1
MUNSON MEDICAL CENTER			1	100%	1
NOT GIVEN			1	100%	1

COVID-19: testing by laboratory

Data through Aug 4, 2020 verified as of Aug 5, 2020 at 09:25 AM

Data in this report are provisional and subject to change.

The numbers in the table below represent the number for whom test results were received by the Department of Health. A person can be tested by more than one laboratory and can have both positive and negative results. **Therefore, the sum of the numbers in each column will be larger than the total number of people tested.**

Reporting lab	Inconclusive	Negative	Positive	Percent positive	Total
MONTEFIORE NYACK HOSPITAL AFFILIATED LABORATORY		1			1
PEDIATRIC ASSOCIATES - JACKSONVILLE			1	100%	1
PALM SPRINGS GENERAL HOSPITAL			1	100%	1
NORTH BROWARD MEDICAL CENTER			1	100%	1
NEW YORK STATE ELR - ST BARNABAS HOSPITAL		1			1
NORTHERN WESTCHESTER HOSPITAL LABORATORY		1			1
NEW YORK STATE ELR - LONG ISLAND JEWISH MED CTR		1			1
NEW YORK STATE ELR - MERCY MEDICAL CENTER		1			1
MINUTECLINIC DIAGNOSTIC			1	100%	1
REGIONAL MEDICAL LABORATORY			1	100%	1
MEDICAL CLINIC OF HOUSTON			1	100%	1
REMISE OCCUPATIONAL HEALTH SOLUTIONS INC			1	100%	1
LAKEVIEW REGIONAL HOSPITAL			1	100%	1
SANFORD SOUTH UNIVERSITY		1			1
QUEST DIAGNOSTICS-OCALA-SE 3RD		1			1
PHELPS HOSPITAL LABORATORY		1			1
MEMORIAL HERMANN CONSOLIDATED LABORATORY SERVICES			1	100%	1
QUOTIENT SCIENCES			1	100%	1
MEDSTAR HARBOR HOSPITAL			1	100%	1
WARD MEMORIAL HOSPITAL		1			1
MHS LAB		1			1
NORTHWEST FLORIDA CLINICAL LAB			1	100%	1
PEACHEALTH LABORATORIES		1			1
PIEDMONT HOSPITAL LAB			1	100%	1
MCH PHYSICIANS GROUP			1	100%	1
MEMORIAL HEALTH UNIVERSITY MEDICAL CENTER			1	100%	1
MD NOW URGENT CARE CENTER INC.			1	100%	1
MERCY HEALTH—MUSKEGON		1			1
NORTH SHORE HEMATOLOGY-ONCOLOGY ASSOCIATES, PC		1			1
MISSOURI DEPARTMENT OF HEALTH AND SENIOR SERVICES - STATE PH LAB		1			1
Lourdes Hospital			1	100%	1
WELLNOW URGENT CARE		1			1
UNITED HEALTHCARE			1	100%	1
UNIVERSITY HOSPITALS OF CLEVELAND			1	100%	1
VIRACOR			1	100%	1
UNIVERSITY OF MISSOURI HEALTH CARE			1	100%	1
RIVERSIDE METHODIST HOSPITAL LAB			1	100%	1
REFERENCE LABORATORY			1	100%	1
SUNRISE DIAGNOSTIC LABORATORY			1	100%	1
TRINITAS REGIONAL MEDICAL CENTER			1	100%	1
TANNER MEDICAL CENTER EAST AL		1			1
MARYLAND DEPARTMENT OF HEALTH AND MENTAL HYGIENE			1	100%	1
NAVAL HOSPITAL OF JACKSONVILLE			1	100%	1
MINUTECLINIC DIAGNOSTIC OF TEXAS		1			1
NOAH CLINICAL LABORATORY			1	100%	1
ORMC-ARDEN/EOI			1	100%	1
ONslow MEMORIAL HOSPITAL LABORATORY		1			1

COVID-19: testing by laboratory

Data through Aug 4, 2020 verified as of Aug 5, 2020 at 09:25 AM

Data in this report are provisional and subject to change.

The numbers in the table below represent the number for whom test results were received by the Department of Health. A person can be tested by more than one laboratory and can have both positive and negative results. **Therefore, the sum of the numbers in each column will be larger than the total number of people tested.**

Reporting lab	Inconclusive	Negative	Positive	Percent positive	Total
JRS LABORATORY			1	100%	1
WEST			1	100%	1
SONIC REFERENCE LABORATORY			1	100%	1
MID FLORIDA CLINICAL LABORATORY			1	100%	1
SMITH KLINE			1	100%	1
PATHLINE			1	100%	1
NLC LABS			1	100%	1
LABCORP SOUTH CHARLESTON			1	100%	1
LEGACY LABORATORY SERVICES			1	100%	1
NEW YORK STATE ELR - MONTEFIORE MEDICAL CENTER LABORATORIES - WEILER			1	100%	1
MARINA DEL REY HOSPITAL LAB			1	100%	1
OHIO STATE UNIVERSITY MEDICAL CENTER			1	100%	1
ONEIDA HEALTHCARE CENTER		1			1
NORTHWESTERN MEMORIAL HOSPITAL			1	100%	1
NORTHSIDE HOSPITAL DULUTH			1	100%	1
NORTHWEST FL COMM HOSP			1	100%	1
ADVANCED URGENT CARE OF MARATHON			1	100%	1
VIDANT MEDICAL CENTER			1	100%	1
BAPTIST HEALTH MEDICAL CENTER			1	100%	1
UT MEMPHIS UNIVERSITY HEALTH SERVICES			1	100%	1
VALLEY HOSPITAL MEDICAL CENTER		1			1
HOUSTON HEALTH DEPARTMENT - BUREAU OF LABORATORY SERVICES			1	100%	1
WILMINGTON VA MEDICAL CENTER			1	100%	1
INTERMOUNTAIN CENTRAL LAB			1	100%	1
Viracor Eurofins			1	100%	1
VITAE DIAGNOSTICS			1	100%	1
BASCOM PALMER-MICRO LAB			1	100%	1
COMMONWEALTH OF MASSACHUSETTS			1	100%	1
UNIVERSITY OF FLORIDA			1	100%	1
DERMDX, DIV OF AURORA DIAGNOSTICS/BERNHARDT LAB		1			1
UF KANAPAHA LAB BEAKER		1			1
DOCTORS CLINICAL LABORATORY, INC			1	100%	1
BEAUMONT HOSPITAL, GROSSE POINTE			1	100%	1
BEAUFORT MEMORIAL			1	100%	1
UNK			1	100%	1
UNIVERSITY OF KANSAS MEDICAL CENTER			1	100%	1
CHARLOTTE CHD PORT CHARLOTTE		1			1
HOLY NAME MEDICAL CENTER		1			1
ARNOLD PALMER HOSPITAL LABORATORY			1	100%	1
ARKANSAS DEPARTMENT OF HEALTH			1	100%	1
TUFTS MEDICAL CENTER			1	100%	1
BAYCARE MEDICAL GROUP			1	100%	1
BAPTIST HEALTH EXPRESS CARE AT KEY BISCAYNE			1	100%	1
WILLIAM A HINTON STATE LABORATORY INSTITUTE			1	100%	1
HELIX DIAGNOSTICS			1	100%	1
KANA MEDICAL			1	100%	1
ALLIANCE LABS @LRMC			1	100%	1

COVID-19: testing by laboratory

Data through Aug 4, 2020 verified as of Aug 5, 2020 at 09:25 AM

Data in this report are provisional and subject to change.

The numbers in the table below represent the number for whom test results were received by the Department of Health. A person can be tested by more than one laboratory and can have both positive and negative results. **Therefore, the sum of the numbers in each column will be larger than the total number of people tested.**

Reporting lab	Inconclusive	Negative	Positive	Percent positive	Total
ADVANCED LABORATORY SERVICES			1	100%	1
BIOMERIEUX			1	100%	1
FLORIDA HOSPITAL ALTAMONTE			1	100%	1
FHMG_CTR FOR SENIOR HEALTH			1	100%	1
FORT SANDERS REGIONAL LABORATORY		1			1
HARDIN MEMORIAL HOSPITAL - HEARTLAND PATHOLOGY CONSULTANTS			1	100%	1
UTMB PATHOLOGY CLINICAL SERVICES LABORATORY			1	100%	1
CELEBRATION HOSPITAL			1	100%	1
CALIFORNIA PUBLIC HEALTH LABORATORY			1	100%	1
CFCH - FROSTPROOF			1	100%	1
DEPARTMENT OF HEALTH AND HUMAN SERVICES DIVISION OF BEHAVIORAL HEALTH		1			1
COCOA BEACH/ADVENT CENTRA		1			1
ELMHURST MEMORIAL HOSPITAL			1	100%	1
PERDIDO URGENT CARE			1	100%	1
PEDIATRIC HEALTHCARE ALLIANCE			1	100%	1
PRISMA HEALTH TUOMEY LABORATORY			1	100%	1
QUEST - HOUSTON LAB			1	100%	1
PRORENATA LABS			1	100%	1
RIVIERA BEACH HEALTH CENTER LAB			1	100%	1
ROBERT WOOD JOHNSON HOSPITAL			1	100%	1
RIVERSIDE MEDICAL GROUP		1			1
NORTH RIVER FAMILY HEALTH CENTER			1	100%	1
NORTH CAROLINA STATE LABORATORY OF PUBLIC HEALTH, SPECTRUM LAB NETWORK			1	100%	1
SEMINOLE COUNTY HEALTH DEPARTMENT			1	100%	1
MAGNOLIA ADULT, LLC			1	100%	1
LATE HOURS URGENT CARE			1	100%	1
MARCO ISLAND HOSPITAL INC D/B/A			1	100%	1
NAVAL BRANCH MEDICAL CLINIC			1	100%	1
MIAMI BEACH URGENT CARE			1	100%	1
SOUTHWEST REGIONAL PCR LABORATORY			1	100%	1
SOUTH LAKE FAMILY HEALTH CENTER			1	100%	1
OSWEGO HOSPITAL LABORATORY		1			1
LABCORP-PORT ST.LUCIE		1			1
LAB CORP PHOENIX			1	100%	1
NEW YORK STATE ELR - ERIE COUNTY PUBLIC HEALTH CLINICAL		1			1
ST. JOSEPH'S HOSPITAL NORTH			1	100%	1
HEALTH ALLIANCE			1	100%	1
INDIAN RIVER CLINICAL LABORATORY, INC.		1			1
ST JOSEPHS CHILDRENS HOSPITAL OUTREACH			1	100%	1
INTERMOUNTAIN MEDICAL CENTER			1	100%	1
THE UNIVERSITY OF VERMONT MEDICAL CENTER		1			1
EXPRESS GENE MOLECULAR DIAGNOSTICS LABORATORY			1	100%	1
GENETRAIT LABORATORIES			1	100%	1
ST.ELIZABETH HEALTH CENTER	1				1
GRAND VIEW HOSPITAL			1	100%	1
LABCORP-CRYSTAL RIVER			1	100%	1
MARION COUNTY HEALTH DEPARTMENT			1	100%	1

COVID-19: testing by laboratory

Data through Aug 4, 2020 verified as of Aug 5, 2020 at 09:25 AM

Data in this report are provisional and subject to change.

The numbers in the table below represent the number for whom test results were received by the Department of Health. A person can be tested by more than one laboratory and can have both positive and negative results. **Therefore, the sum of the numbers in each column will be larger than the total number of people tested.**

Reporting lab	Inconclusive	Negative	Positive	Percent positive	Total
SEA LEVEL LABS			1	100%	1
MEDICAL CENTER ENTERPRISE			1	100%	1
NEW YORK CITY DEPARTMENT OF HEALTH			1	100%	1
MEDONE URGENT CARE			1	100%	1
LabCorp L#09258090 M#09258105			1	100%	1
LABCORP - JACKSONVILLE			1	100%	1
LAKEWOOD RANCH ER 24/7			1	100%	1
LINCOLN DIAGNOSTIC LAB		1			1
LEGACY LABORATORY			1	100%	1
Total	22,799	4,344,367	637,404	13%	5,004,570