

COVID-19: summary of persons being monitored, persons tested, and cases

Data through Jul 24, 2020 verified as of Jul 25, 2020 at 09:25 AM
Data in this report are provisional and subject to change.

Monitored persons: people the Florida Department of Health was notified of for possible monitoring because they are a contact of a case, traveled from China, or were identified by the Centers for Disease Control and Prevention (CDC) as a part of a airline/ship contact investigation	
Total reports	126,814
Total persons of high, medium, or unknown risk	123,131
High/medium/unknown risk still being monitored	13,854

Persons tested: includes PCR and antigen test results received by the Department of Health from the state public health laboratory (BPHL), as well as commercial and hospital laboratories	
Total tested	3,340,929
Positive	414,511
Negative	2,921,866
Inconclusive	4,552
Awaiting testing	2,850

Cases: people with positive PCR or antigen test result	
Total cases	414,511
Florida residents	409,585
Non-Florida residents	4,926
Type of testing	
Florida residents	409,585
Positive by BPHL/CDC	13,948
Positive by commercial/hospital lab	395,637
Non-Florida residents	4,926
Positive by BPHL/CDC	190
Positive by commercial/hospital lab	4,736
Characteristics	
Florida residents hospitalized	23,730
Florida resident deaths	5,777
Change in deaths since previous report	+124
Non-Florida resident deaths	117
Hospitalized counts include anyone who was hospitalized at some point during their illness. It does not reflect the number of people currently hospitalized.	
More information on deaths identified through death certificate data is available on the National Center for Health Statistics website at www.cdc.gov/nchs/nvss/vsrr/COVID19/index.htm .	
Risk factors for Florida residents	
Traveled	3,357
Contact with a known case	106,751
Traveled and contact with a known case	3,327
Neither	296,150
No travel and no contact	40,019
Travel is unknown	213,251
Contact is unknown	68,411
Contact is pending	181,807
Travel can be unknown and contact can be unknown or pending for the same case, these numbers will sum to more than the "neither" total.	

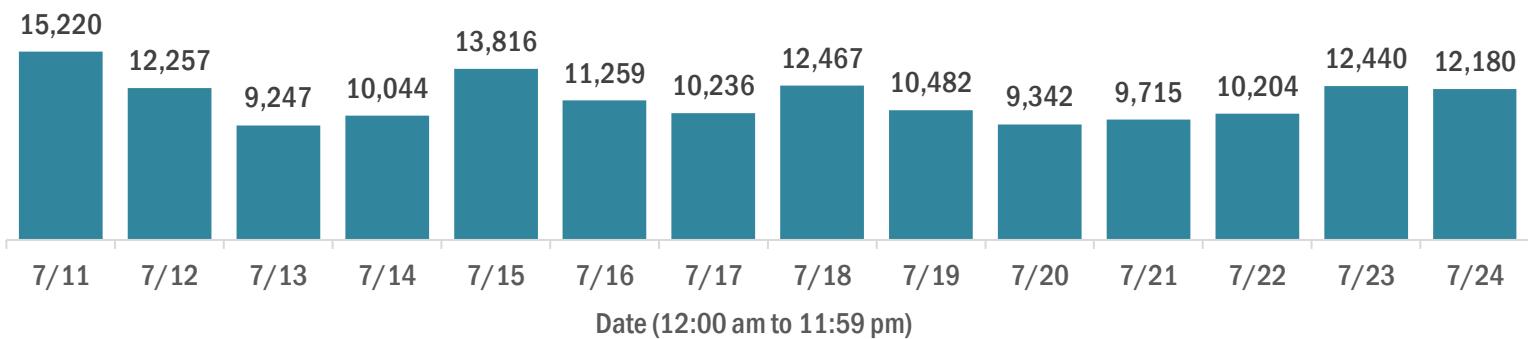
COVID-19: cases and laboratory testing over time

Data through Jul 24, 2020 verified as of Jul 25, 2020 at 09:25 AM

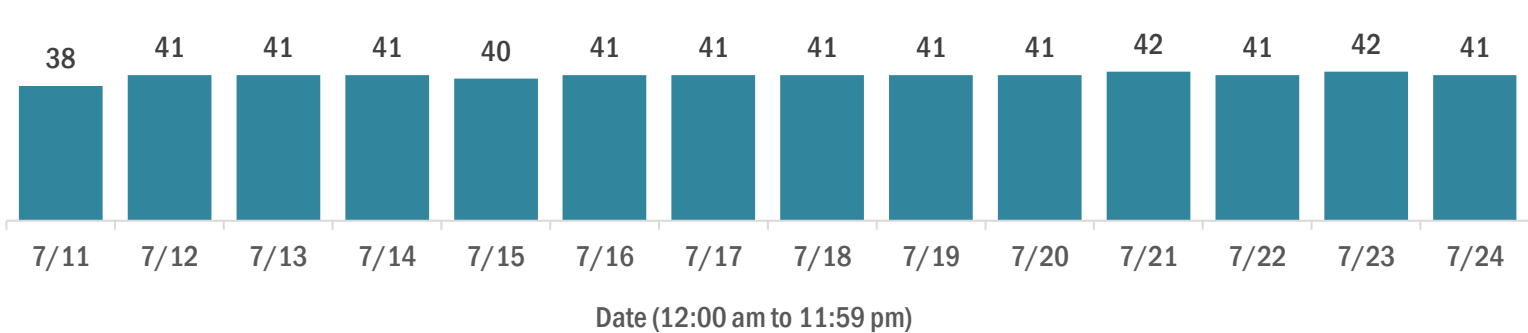
Data in this report are provisional and subject to change.

Cases in Florida residents per day for the past 2 weeks

Number of cases per day



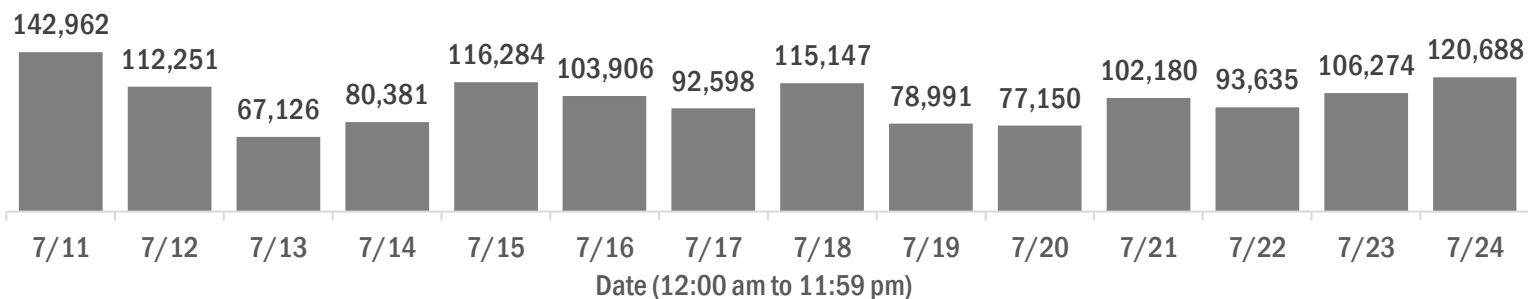
Median age of cases by day



Laboratory testing for Florida residents and non-Florida residents over the past 2 weeks

Number of people tested per day

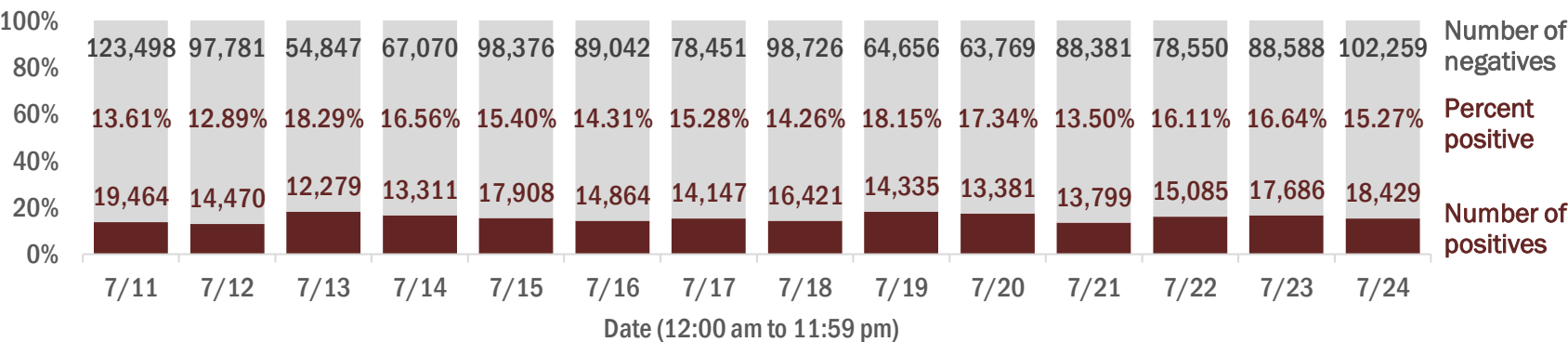
These counts include the number of people for whom the department received PCR or antigen laboratory results by day. People tested on multiple days will be included for each day a new result was received. A person is only counted once for each day they are tested, regardless of whether multiple specimens are tested or multiple results are received.



Number and percent of positive labs

The percent of positive results ranged from 12.89% to 18.29% over the past 2 weeks and was 15.27% yesterday.

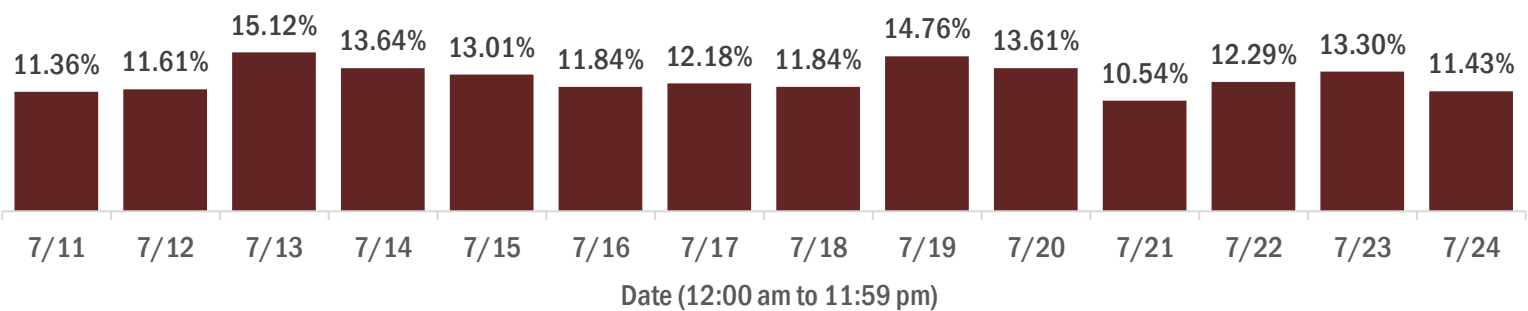
These counts include the number of people for whom the department received PCR or antigen laboratory results by day. People tested on multiple days will be included for each day a new result was received. A person is only counted once for each day they are tested, regardless of whether multiple specimens are tested or multiple results are received. If a person has a positive specimen and a negative specimen in the same day, only the positive result is counted.



Percent positivity for new cases

The percent of positive results ranged from 10.54% to 15.12% over the past 2 weeks and was 11.43% yesterday.

This percent is the number of people who test PCR- or antigen-positive for the first time divided by all the people tested that day, excluding people who have previously tested positive.



COVID-19: characteristics of 409,585 Florida resident cases

Data through Jul 24, 2020 verified as of Jul 25, 2020 at 09:25 AM

Data in this report are provisional and subject to change.

Age group	Cases		Hospitalizations		Deaths	
0-4 years	6,810	2%	127	1%	0	0%
5-14 years	15,267	4%	96	0%	3	0%
15-24 years	63,894	16%	579	2%	14	0%
25-34 years	81,295	20%	1,451	6%	39	1%
35-44 years	67,424	16%	2,171	9%	124	2%
45-54 years	64,825	16%	3,122	13%	243	4%
55-64 years	51,785	13%	4,218	18%	573	10%
65-74 years	30,084	7%	4,557	19%	1,172	20%
75-84 years	17,341	4%	4,228	18%	1,632	28%
85+ years	10,128	2%	3,181	13%	1,977	34%
Unknown	732	0%	0	0%	0	0%
Total	409,585		23,730		5,777	

Gender	Cases	
Female	209,075	51%
Male	197,246	48%
Unknown	3,264	1%
Total	409,585	

Ethnicity	Cases		Hospitalizations		Deaths	
Hispanic	102,413	25%	7,624	32%	1,434	25%
Non-Hispanic	131,727	32%	14,561	61%	3,812	66%
Unknown	175,445	43%	1,545	7%	531	9%
Total	409,585		23,730		5,777	

Race and ethnicity	Cases		Hospitalizations		Deaths	
White	153,547	37%	14,107	59%	3,844	67%
Hispanic	67,710	17%	5,471	23%	1,126	19%
Non-Hispanic	69,822	17%	8,077	34%	2,502	43%
Unknown	16,015	4%	559	2%	216	4%
Black	60,254	15%	5,993	25%	1,206	21%
Hispanic	2,758	1%	280	1%	37	1%
Non-Hispanic	48,900	12%	5,521	23%	1,116	19%
Unknown	8,596	2%	192	1%	53	1%
Other race	38,762	9%	2,741	12%	453	8%
Hispanic	19,651	5%	1,693	7%	230	4%
Non-Hispanic	10,146	2%	888	4%	172	3%
Unknown	8,965	2%	160	1%	51	1%
Unknown race	157,022	38%	889	4%	274	5%
Hispanic	12,294	3%	180	1%	41	1%
Non-Hispanic	2,859	1%	75	0%	22	0%
Unknown	141,869	35%	634	3%	211	4%
Total	409,585		23,730		5,777	

Hospitalization counts include anyone who was hospitalized at some point during their illness. It does not reflect the number of people currently hospitalized. **Other race** includes any person with a race of American Indian/Alaskan native, Asian, native Hawaiian/Pacific Islander, or other.

COVID-19: deaths in Florida residents and staff of long-term care facilities

Data through Jul 24, 2020 verified as of Jul 25, 2020 at 09:25 AM

Data in this report are provisional and subject to change.

For current cases in residents or staff of long-term care facilities, please visit: <https://floridahealthcovid19.gov/>

County	Deaths		County	Deaths		County	Deaths				
Dade	591	<div></div>	22%	Hendry	18	<div></div>	1%	Citrus	2	<div></div>	0%
Palm Beach	310	<div></div>	12%	Indian River	18	<div></div>	1%	Santa Rosa	2	<div></div>	0%
Pinellas	255	<div></div>	10%	Jackson	15	<div></div>	1%	St. Johns	2	<div></div>	0%
Broward	194	<div></div>	7%	Marion	15	<div></div>	1%	Bay	1	<div></div>	0%
Lee	152	<div></div>	6%	Washington	12	<div></div>	0%	Desoto	1	<div></div>	0%
Hillsborough	144	<div></div>	5%	Alachua	11	<div></div>	0%	Hardee	1	<div></div>	0%
Polk	119	<div></div>	4%	Osceola	11	<div></div>	0%	Holmes	1	<div></div>	0%
Manatee	92	<div></div>	3%	Hernando	10	<div></div>	0%	Levy	1	<div></div>	0%
Sarasota	71	<div></div>	3%	Walton	10	<div></div>	0%	Monroe	1	<div></div>	0%
Duval	59	<div></div>	2%	Okaloosa	9	<div></div>	0%	Nassau	1	<div></div>	0%
Volusia	59	<div></div>	2%	Lake	8	<div></div>	0%	Okeechobee	1	<div></div>	0%
Charlotte	52	<div></div>	2%	Gadsden	7	<div></div>	0%	Taylor	1	<div></div>	0%
St. Lucie	52	<div></div>	2%	Calhoun	6	<div></div>	0%	Total	2,645		
Collier	49	<div></div>	2%	Leon	5	<div></div>	0%				
Escambia	49	<div></div>	2%	Columbia	4	<div></div>	0%				
Seminole	39	<div></div>	1%	Jefferson	4	<div></div>	0%				
Martin	34	<div></div>	1%	Madison	4	<div></div>	0%				
Clay	28	<div></div>	1%	Putnam	4	<div></div>	0%				
Pasco	26	<div></div>	1%	Sumter	4	<div></div>	0%				
Brevard	25	<div></div>	1%	Baker	3	<div></div>	0%				
Orange	25	<div></div>	1%	Highlands	3	<div></div>	0%				
Suwannee	22	<div></div>	1%	Bradford	2	<div></div>	0%				

Note: cases are summarized by the county of usual residence. Residents and staff may be cases associated with facilities that are not in their county of usual residence, resulting in cases being included below for counties that do not have facilities with known cases.

COVID-19: characteristics of 414,511 cases

Data through Jul 24, 2020 verified as of Jul 25, 2020 at 09:25 AM

Data in this report are provisional and subject to change.

Tables below include cases in Florida residents and non-Florida residents.

All 67 Florida counties have cases:

County	FL resident cases		Non-FL resident cases	Total cases	FL resident deaths	FL death rate
Dade	100,988	<div></div> 25%	866	101,854	1,379	1.4%
Broward	47,707	<div></div> 12%	480	48,187	580	1.2%
Palm Beach	29,447	<div></div> 7%	260	29,707	752	2.6%
Hillsborough	26,508	<div></div> 6%	118	26,626	280	1.1%
Orange	26,195	<div></div> 6%	364	26,559	173	0.7%
Duval	19,083	<div></div> 5%	205	19,288	138	0.7%
Pinellas	14,874	<div></div> 4%	111	14,985	372	2.5%
Lee	14,020	<div></div> 3%	272	14,292	258	1.8%
Polk	11,159	<div></div> 3%	38	11,197	216	1.9%
Collier	8,625	<div></div> 2%	100	8,725	117	1.4%
Manatee	7,626	<div></div> 2%	83	7,709	154	2.0%
Osceola	7,327	<div></div> 2%	80	7,407	51	0.7%
Escambia	6,093	<div></div> 1%	761	6,854	76	1.2%
Volusia	6,086	<div></div> 1%	47	6,133	97	1.6%
Seminole	5,945	<div></div> 1%	24	5,969	65	1.1%
Pasco	5,647	<div></div> 1%	27	5,674	66	1.2%
Sarasota	4,954	<div></div> 1%	52	5,006	113	2.3%
Brevard	4,878	<div></div> 1%	20	4,898	64	1.3%
St. Lucie	4,295	<div></div> 1%	21	4,316	96	2.2%
Lake	3,957	<div></div> 1%	31	3,988	38	1.0%
Leon	3,588	<div></div> 1%	68	3,656	13	0.4%
Martin	3,365	<div></div> 1%	23	3,388	63	1.9%
Marion	3,215	<div></div> 1%	9	3,224	48	1.5%
Alachua	3,004	<div></div> 1%	46	3,050	18	0.6%
St. Johns	2,842	<div></div> 1%	29	2,871	19	0.7%
Bay	2,804	<div></div> 1%	58	2,862	15	0.5%
Clay	2,464	<div></div> 1%	9	2,473	47	1.9%
Santa Rosa	2,349	<div></div> 1%	16	2,365	19	0.8%
Okaloosa	2,250	<div></div> 1%	25	2,275	20	0.9%
Columbia	2,067	<div></div> 1%	7	2,074	10	0.5%
Indian River	1,928	<div></div> 0%	13	1,941	33	1.7%
Charlotte	1,654	<div></div> 0%	6	1,660	82	5.0%
Hendry	1,495	<div></div> 0%		1,495	32	2.1%
Hernando	1,405	<div></div> 0%	13	1,418	21	1.5%
Jackson	1,206	<div></div> 0%	14	1,220	18	1.5%

County	FL resident cases		Non-FL resident cases	Total cases	FL resident deaths	FL death rate
Desoto	1,163	<div></div> 0%	1	1,164	14	1.2%
Putnam	1,150	<div></div> 0%		1,150	13	1.1%
Gadsden	1,135	<div></div> 0%	7	1,142	13	1.1%
Monroe	1,088	<div></div> 0%	26	1,114	6	0.6%
Citrus	1,054	<div></div> 0%	2	1,056	20	1.9%
Highlands	1,014	<div></div> 0%	4	1,018	22	2.2%
Walton	923	<div></div> 0%	93	1,016	11	1.2%
Suwannee	976	<div></div> 0%	17	993	27	2.8%
Sumter	961	<div></div> 0%	7	968	25	2.6%
Nassau	876	<div></div> 0%	43	919	8	0.9%
Okeechobee	799	<div></div> 0%	3	802	2	0.3%
Flagler	770	<div></div> 0%	9	779	8	1.0%
Hardee	770	<div></div> 0%	6	776	4	0.5%
Hamilton	548	<div></div> 0%	5	553	2	0.4%
Madison	510	<div></div> 0%	9	519	6	1.2%
Wakulla	473	<div></div> 0%	4	477	1	0.2%
Unknown	104	<div></div> 0%	358	462		
Levy	446	<div></div> 0%	3	449	2	0.4%
Washington	410	<div></div> 0%	5	415	13	3.2%
Glades	384	<div></div> 0%		384	3	0.8%
Holmes	362	<div></div> 0%	9	371	1	0.3%
Liberty	332	<div></div> 0%		332	2	0.6%
Gilchrist	303	<div></div> 0%		303		
Baker	285	<div></div> 0%		285	4	1.4%
Taylor	254	<div></div> 0%	3	257	3	1.2%
Calhoun	247	<div></div> 0%		247	7	2.8%
Gulf	232	<div></div> 0%	10	242		
Bradford	228	<div></div> 0%		228	3	1.3%
Dixie	225	<div></div> 0%		225	4	1.8%
Union	183	<div></div> 0%		183	4	2.2%
Jefferson	165	<div></div> 0%	4	169	5	3.0%
Franklin	83	<div></div> 0%	2	85	1	1.2%
Lafayette	82	<div></div> 0%		82		
Total	409,585		4,926	414,511	5,777	1.4%

COVID-19: characteristics of 409,585 Florida resident cases

Data through Jul 24, 2020 verified as of Jul 25, 2020 at 09:25 AM

Data in this report are provisional and subject to change.

The table below includes the cities and counties of residence for cases in Florida residents based on the patient's ZIP Code.

Note that city is not always received as part of the initial notification and may be missing while the case is being investigated.

City and county	Cases
Miami, Dade	63,019
Orlando, Orange	20,041
Jacksonville, Duval	17,774
Tampa, Hillsborough	16,140
Hialeah, Dade	14,342
Fort Lauderdale, Broward	10,904
Hollywood, Broward	9,360
West Palm Beach, Palm Beach	7,376
Homestead, Dade	6,948
Saint Petersburg, Pinellas	6,343
Naples, Collier	6,082
Kissimmee, Osceola	5,984
Fort Myers, Lee	5,891
Pompano Beach, Broward	5,704
Pensacola, Escambia	5,353
Bradenton, Manatee	5,199
Lake Worth, Palm Beach	4,109
Boca Raton, Palm Beach	3,830
Sarasota, Sarasota	3,772
Tallahassee, Leon	3,505
Lakeland, Polk	3,430
Cape Coral, Lee	3,175
Miramar, Broward	2,942
Clearwater, Pinellas	2,921
Miami Beach, Dade	2,898
Lehigh Acres, Lee	2,802
Miami Gardens, Dade	2,651
Boynton Beach, Palm Beach	2,591
Port Saint Lucie, St. Lucie	2,539
Gainesville, Alachua	2,464
Ocala, Marion	2,376
Winter Haven, Polk	2,308
Delray Beach, Palm Beach	2,007
Coral Springs, Broward	2,002
Lake City, Columbia	1,999
Immokalee, Collier	1,998
Panama City, Bay	1,998
Opa Locka, Dade	1,965
Brandon, Hillsborough	1,849
Stuart, Martin	1,662
Davie, Broward	1,648
Doral, Dade	1,639
Riverview, Hillsborough	1,629
Sunrise, Broward	1,621
Fort Pierce, St. Lucie	1,598
Apopka, Orange	1,570
Plant City, Hillsborough	1,568
Largo, Pinellas	1,539
North Miami Beach, Dade	1,533
Missing, Broward	1,515
Melbourne, Brevard	1,454
Saint Augustine, St. Johns	1,446
Jupiter, Palm Beach	1,423
Sanford, Seminole	1,402
Deerfield Beach, Broward	1,390
New Port Richey, Pasco	1,316
Lake Worth Beach, Palm Beach	1,300
Daytona Beach, Volusia	1,299
Vero Beach, Indian River	1,298

COVID-19: characteristics of 409,585 Florida resident cases

Data through Jul 24, 2020 verified as of Jul 25, 2020 at 09:25 AM

Data in this report are provisional and subject to change.

The table below includes the cities and counties of residence for cases in Florida residents based on the patient's ZIP Code. Note that city is not always received as part of the initial notification and may be missing while the case is being investigated.

City and county	Cases
Plantation, Broward	1,278
Tamarac, Broward	1,264
Deltona, Volusia	1,188
Palmetto, Manatee	1,175
Orange Park, Clay	1,163
Saint Cloud, Osceola	1,137
Milton, Santa Rosa	1,062
Arcadia, Desoto	1,024
Margate, Broward	1,021
Palm Bay, Brevard	1,018
Winter Park, Orange	1,014
Clermont, Lake	993
Royal Palm Beach, Palm Beach	988
Winter Garden, Orange	981
Palm Beach Gardens, Palm Beach	980
Altamonte Springs, Seminole	979
Deland, Volusia	979
North Lauderdale, Broward	955
Bonita Springs, Lee	954
North Miami, Dade	934
Oviedo, Seminole	932
Hallandale, Broward	923
Davenport, Polk	905
Weston, Broward	900
Ocoee, Orange	890
Coconut Creek, Broward	888
Indiantown, Martin	871
Port Charlotte, Charlotte	861
Haines City, Polk	859
Land O Lakes, Pasco	848
Coral Gables, Dade	833
Live Oak, Suwannee	818
Palm Harbor, Pinellas	816
Fort Walton Beach, Okaloosa	789
Spring Hill, Hernando	788
Oakland Park, Broward	787
Wesley Chapel, Pasco	781
Florida City, Dade	776
Wellington, Palm Beach	770
Okeechobee, Okeechobee	767
Ruskin, Hillsborough	766
Clewiston, Hendry	762
Pinellas Park, Pinellas	759
Longwood, Seminole	734
Belle Glade, Palm Beach	731
Seminole, Pinellas	711
Lutz, Hillsborough	703
Quincy, Gadsden	703
Valrico, Hillsborough	691
Pembroke Pines, Broward	640
Windermere, Orange	637
Wimauma, Hillsborough	611
Casselberry, Seminole	610
Jacksonville Beach, Duval	608
Punta Gorda, Charlotte	606
Leesburg, Lake	603
Bartow, Polk	585
Missing, Palm Beach	569
Palatka, Putnam	567

COVID-19: characteristics of 409,585 Florida resident cases

Data through Jul 24, 2020 verified as of Jul 25, 2020 at 09:25 AM

Data in this report are provisional and subject to change.

The table below includes the cities and counties of residence for cases in Florida residents based on the patient's ZIP Code.

Note that city is not always received as part of the initial notification and may be missing while the case is being investigated.

City and county	Cases
Palm Coast, Flagler	555
Aventura, Dade	555
Miami Lakes, Dade	542
Lake Mary, Seminole	540
Ormond Beach, Volusia	533
Cocoa, Brevard	526
Labelle, Hendry	525
Tavares, Lake	520
Middleburg, Clay	497
Zephyrhills, Pasco	491
Cantonment, Escambia	489
Kissimmee, Polk	483
Key West, Monroe	483
North Port, Sarasota	482
North Fort Myers, Lee	479
Winter Springs, Seminole	475
Brooksville, Hernando	468
Port Richey, Pasco	465
Hudson, Pasco	462
Missing, Dade	455
Sebring, Highlands	449
Maitland, Orange	448
Loxahatchee, Palm Beach	447
Crestview, Okaloosa	444
Dade City, Pasco	441
Auburndale, Polk	440
Gulf Breeze, Santa Rosa	437
Marianna, Jackson	424
Tarpon Springs, Pinellas	420
Seffner, Hillsborough	418
Crawfordville, Wakulla	412
Mulberry, Polk	403
Ponte Vedra Beach, St. Johns	401
Lake Wales, Polk	399
Port Orange, Volusia	398
Sarasota, Manatee	392
Riviera Beach, Palm Beach	389
Venice, Sarasota	384
Cooper City, Broward	382
Jasper, Hamilton	381
Saint Johns, St. Johns	380
Fernandina Beach, Nassau	380
Wauchula, Hardee	375
Dunedin, Pinellas	374
Orange City, Volusia	373
Holiday, Pasco	371
South Miami, Dade	368
Missing, Collier	367
South Bay, Palm Beach	364
Pahokee, Palm Beach	362
Moore Haven, Glades	360
Destin, Okaloosa	354
Navarre, Santa Rosa	351
Green Cove Springs, Clay	348
Panama City Beach, Bay	347
Dania, Broward	345
Merritt Island, Brevard	344
Parrish, Manatee	341
Eustis, Lake	339

COVID-19: characteristics of 409,585 Florida resident cases

Data through Jul 24, 2020 verified as of Jul 25, 2020 at 09:25 AM

Data in this report are provisional and subject to change.

The table below includes the cities and counties of residence for cases in Florida residents based on the patient's ZIP Code. Note that city is not always received as part of the initial notification and may be missing while the case is being investigated.

City and county	Cases
Fellsmere, Indian River	336
Palm City, Martin	333
Fleming Island, Clay	330
The Villages, Sumter	329
Pinecrest, Dade	329
Dover, Hillsborough	327
Avon Park, Highlands	325
Defuniak Springs, Walton	323
Rockledge, Brevard	319
Missing, Hillsborough	319
Santa Rosa Beach, Walton	317
Lantana, Palm Beach	317
Titusville, Brevard	316
Madison, Madison	315
Odessa, Hillsborough	313
Gibsonton, Hillsborough	313
Estero, Lee	307
Graceville, Jackson	295
Bonifay, Holmes	293
Bristol, Liberty	290
New Smyrna Beach, Volusia	286
Chipley, Washington	286
Polk City, Polk	282
Inverness, Citrus	282
Lynn Haven, Bay	279
Groveland, Lake	277
Atlantic Beach, Duval	276
Key Biscayne, Dade	271
Lauderdale Lakes, Broward	270
Parkland, Broward	264
Missing, Duval	261
Crescent City, Putnam	259
Lauderhill, Broward	256
Mount Dora, Lake	254
Debary, Volusia	250
Oldsmar, Pinellas	250
Niceville, Okaloosa	245
Missing, Orange	234
Hobe Sound, Martin	229
North Palm Beach, Palm Beach	225
Apollo Beach, Hillsborough	225
Wilton Manors, Broward	221
Frostproof, Polk	219
Pace, Santa Rosa	215
Missing, Pasco	214
Lithia, Hillsborough	214
Palm Springs, Palm Beach	213
Perry, Taylor	212
Sun City Center, Hillsborough	211
Fort Meade, Polk	209
Ellenton, Manatee	205
Sneads, Jackson	204
Ponte Vedra, St. Johns	200
Bushnell, Sumter	197
Missing, Santa Rosa	196
Sebastian, Indian River	193
Yulee, Nassau	192
Alachua, Alachua	190
Safety Harbor, Pinellas	189

COVID-19: characteristics of 409,585 Florida resident cases

Data through Jul 24, 2020 verified as of Jul 25, 2020 at 09:25 AM

Data in this report are provisional and subject to change.

The table below includes the cities and counties of residence for cases in Florida residents based on the patient's ZIP Code. Note that city is not always received as part of the initial notification and may be missing while the case is being investigated.

City and county	Cases
Trenton, Gilchrist	189
Summerfield, Marion	183
Missing, St. Johns	181
Missing, Polk	179
Missing, Hendry	174
Palmetto Bay, Dade	168
Macclenny, Baker	168
Key Largo, Monroe	165
Bellevue, Marion	161
Jensen Beach, Martin	161
Missing, Hardee	157
Starke, Bradford	156
Chiefland, Levy	153
Crystal River, Citrus	152
Missing, Lee	151
Wildwood, Sumter	151
Missing, St. Lucie	149
Jacksonville, St. Johns	144
Lady Lake, Lake	144
Mascotte, Lake	144
Bowling Green, Hardee	144
Missing, Citrus	141
Missing, Marion	141
Missing, Volusia	141
Blountstown, Calhoun	140
Homosassa, Citrus	139
Edgewater, Volusia	139
Williston, Levy	138
Monticello, Jefferson	134
Lake Placid, Highlands	132
Newberry, Alachua	130
Havana, Gadsden	128
Callahan, Nassau	128
Cocoa Beach, Brevard	127
Mary Esther, Okaloosa	126
Old Town, Dixie	126
Shalimar, Okaloosa	124
Port Saint Joe, Gulf	124
Thonotosassa, Hillsborough	124
Neptune Beach, Duval	122
Lake Alfred, Polk	121
Myakka City, Manatee	121
Marathon, Monroe	120
Missing, Desoto	120
Dunnellon, Marion	119
Satellite Beach, Brevard	119
Jennings, Hamilton	118
Missing, Madison	117
Missing, Brevard	117
Southwest Ranches, Broward	116
Clearwater Beach, Pinellas	116
Missing, Osceola	116
Minneola, Lake	112
Nokomis, Sarasota	110
Pierson, Volusia	109
Lake Butler, Union	109
Freeport, Walton	106
Sorrento, Lake	106
Carol City, Dade	106

COVID-19: characteristics of 409,585 Florida resident cases

Data through Jul 24, 2020 verified as of Jul 25, 2020 at 09:25 AM

Data in this report are provisional and subject to change.

The table below includes the cities and counties of residence for cases in Florida residents based on the patient's ZIP Code. Note that city is not always received as part of the initial notification and may be missing while the case is being investigated.

City and county	Cases
Holly Hill, Volusia	104
Medley, Dade	103
Missing, Martin	101
Spring Hill, Pasco	100
Englewood, Charlotte	97
Missing, Highlands	96
Chattahoochee, Gadsden	96
West Melbourne, Brevard	96
Hilliard, Nassau	94
Tavernier, Monroe	92
Missing, Indian River	92
De Leon Springs, Volusia	92
Missing, Hernando	91
Lake Park, Palm Beach	90
Bunnell, Flagler	89
Marco Island, Collier	89
Gulfport, Pinellas	85
Lecanto, Citrus	85
Alva, Lee	83
Midway, Gadsden	83
Missing, Monroe	83
Bell, Gilchrist	83
Zolfo Springs, Hardee	82
Indialantic, Brevard	80
Jay, Santa Rosa	80
Cross City, Dixie	79
Miramar Beach, Walton	79
Beverly Hills, Citrus	77
Tequesta, Palm Beach	77
Montverde, Lake	77
Molino, Escambia	76
Missing, Sarasota	76
Missing, Seminole	76
Englewood, Sarasota	75
Palm Beach, Palm Beach	75
Umatilla, Lake	74
Mayo, Lafayette	74
Flagler Beach, Flagler	72
Wewahitchka, Gulf	70
Gotha, Orange	69
Oxford, Sumter	69
Missing, Pinellas	69
Chuluota, Seminole	69
Cape Canaveral, Brevard	69
Bronson, Levy	68
Avon Park, Polk	66
East Palatka, Putnam	66
Geneva, Seminole	66
Fruitland Park, Lake	66
Trinity, Pasco	65
Hernando, Citrus	65
Fort White, Columbia	63
Kenneth City, Pinellas	62
Missing, Nassau	61
South Daytona, Volusia	61
Greenwood, Jackson	61
Keystone Heights, Clay	60
Missing, Jackson	60
Fort Myers Beach, Lee	59

COVID-19: characteristics of 409,585 Florida resident cases

Data through Jul 24, 2020 verified as of Jul 25, 2020 at 09:25 AM

Data in this report are provisional and subject to change.

The table below includes the cities and counties of residence for cases in Florida residents based on the patient's ZIP Code.

Note that city is not always received as part of the initial notification and may be missing while the case is being investigated.

City and county	Cases
Gretna, Gadsden	58
Rotunda West, Charlotte	58
Missing, Clay	58
Missing, Escambia	58
High Springs, Alachua	58
Eagle Lake, Polk	58
Archer, Alachua	58
Dunnellon, Citrus	58
Ave Maria, Collier	56
Vernon, Washington	55
West Miami, Dade	55
Altha, Calhoun	55
Missing, Manatee	55
Cottondale, Jackson	53
Missing, Lake	52
Glen Saint Mary, Baker	52
Mims, Brevard	52
Missing, Flagler	51
Weeki Wachee, Hernando	51
Melbourne Beach, Brevard	50
Interlachen, Putnam	50
Zellwood, Orange	50
Pomona Park, Putnam	50
Lake Panasoffkee, Sumter	49
Century, Escambia	49
Belle Isle, Orange	49
Hastings, St. Johns	49
Indian Rocks Beach, Pinellas	49
Southport, Bay	48
Oakland, Orange	48
Youngstown, Bay	47
Islamorada, Monroe	47
Missing, Okaloosa	47
Missing, Leon	46
White Springs, Hamilton	46
O Brien, Suwannee	46
Dundee, Polk	45
Citra, Marion	45
South Pasadena, Pinellas	45
Baker, Okaloosa	44
Surfside, Dade	44
Missing, Gadsden	43
Seville, Volusia	43
Viera, Brevard	42
Coconut Grove, Dade	42
Biscayne Park, Dade	42
Satsuma, Putnam	42
Missing, Levy	42
Missing, Washington	42
Silver Springs, Marion	42
Missing, Unknown	40
Greenacres, Palm Beach	40
Hawthorne, Alachua	40
Branford, Suwannee	40
Reddick, Marion	40
Apalachicola, Franklin	40
Osprey, Sarasota	40
Bal Harbour, Dade	40
Raiford, Union	39

COVID-19: characteristics of 409,585 Florida resident cases

Data through Jul 24, 2020 verified as of Jul 25, 2020 at 09:25 AM

Data in this report are provisional and subject to change.

The table below includes the cities and counties of residence for cases in Florida residents based on the patient's ZIP Code.

Note that city is not always received as part of the initial notification and may be missing while the case is being investigated.

City and county	Cases
Webster, Sumter	39
Grand Island, Lake	38
Missing, Gulf	38
Ocklawaha, Marion	38
Indian Harbour Beach, Brevard	38
Lawtey, Bradford	37
Sanderson, Baker	36
Greenville, Madison	36
Missing, Wakulla	36
Lakewood Ranch, Manatee	36
Grand Ridge, Jackson	36
El Portal, Dade	36
Missing, Walton	35
San Antonio, Pasco	35
Lake Hamilton, Polk	34
Christmas, Orange	34
Celebration, Osceola	33
Coleman, Sumter	33
Missing, Calhoun	33
Lee, Madison	33
Sanibel, Lee	33
Poinciana, Polk	32
Howey-In-The-Hills, Lake	31
Stock Island, Monroe	31
Mcdavid, Escambia	31
Missing, Okeechobee	31
Cutler Bay, Dade	31
Center Hill, Sumter	29
Missing, Gilchrist	29
Princeton, Dade	29
Florida State University, Leon	29
Fountain, Bay	28
Missing, Baker	28
Inlet Beach, Walton	28
Welaka, Putnam	28
Lake Helen, Volusia	27
Steinhatchee, Taylor	27
Missing, Holmes	27
Juno Beach, Palm Beach	27
Mcalpin, Suwannee	27
Malabar, Brevard	27
Melrose, Putnam	27
Missing, Sumter	26
Citrus Springs, Citrus	26
Elkton, St. Johns	26
Lauderdale By The Sea, Broward	25
Madeira Beach, Pinellas	25
Alford, Jackson	25
Westville, Holmes	25
Bokeelia, Lee	25
Micanopy, Alachua	25
Hypoluxo, Palm Beach	24
Big Pine Key, Monroe	24
Canal Point, Palm Beach	24
Hallandale Beach, Broward	24
Lady Lake, Sumter	24
Patrick Air Force Base, Brevard	24
Greensboro, Gadsden	23
Atlantis, Palm Beach	23

COVID-19: characteristics of 409,585 Florida resident cases

Data through Jul 24, 2020 verified as of Jul 25, 2020 at 09:25 AM

Data in this report are provisional and subject to change.

The table below includes the cities and counties of residence for cases in Florida residents based on the patient's ZIP Code. Note that city is not always received as part of the initial notification and may be missing while the case is being investigated.

City and county	Cases
Babson Park, Polk	23
Astor, Lake	23
Floral City, Citrus	23
Fern Park, Seminole	22
The Villages, Lake	22
Weirsdale, Marion	22
Malone, Jackson	22
Osteen, Volusia	22
Morriston, Levy	22
Florida Dept Of Corrections, Union	22
Felda, Hendry	22
Missing, Liberty	21
Ochopee, Collier	21
Naranja, Dade	21
Valparaiso, Okaloosa	21
Sunny Isles Beach, Dade	21
Wellborn, Suwannee	21
Belleair, Pinellas	20
Missing, Bay	20
Laurel Hill, Okaloosa	20
Hosford, Liberty	20
Astatula, Lake	20
Anthony, Marion	19
Bryceville, Nassau	19
Summerland Key, Monroe	19
Destin, Walton	19
Saint James City, Lee	18
Grant-Valkaria, Brevard	18
Eglin Air Force Base, Okaloosa	18
Longboat Key, Manatee	18
Belleair Beach, Pinellas	18
Kissimmee, Orange	18
Miami Springs, Dade	18
Unknown, Orange	17
Hialeah Gardens, Dade	17
Eastpoint, Franklin	17
San Mateo, Putnam	17
Odessa, Pasco	17
Bradenton Beach, Manatee	17
Yalaha, Lake	17
Temple Terrace, Hillsborough	16
Missing, Suwannee	16
Missing, Bradford	16
Kendall, Dade	16
Caryville, Washington	16
Missing, Jefferson	16
Carrabelle, Franklin	16
Sweetwater, Dade	16
North Bay Village, Dade	15
Golden Beach, Dade	15
Oak Hill, Volusia	15
Sumterville, Sumter	15
Holt, Okaloosa	15
Baldwin, Duval	15
Haverhill, Palm Beach	15
Altoona, Lake	15
Ponce De Leon, Holmes	14
Crystal Beach, Pinellas	14
Lamont, Jefferson	14

COVID-19: characteristics of 409,585 Florida resident cases

Data through Jul 24, 2020 verified as of Jul 25, 2020 at 09:25 AM

Data in this report are provisional and subject to change.

The table below includes the cities and counties of residence for cases in Florida residents based on the patient's ZIP Code.

Note that city is not always received as part of the initial notification and may be missing while the case is being investigated.

City and county	Cases
Missing, Charlotte	14
Carrollwood, Hillsborough	13
Waverly, Polk	13
Missing, Union	13
Alafaya, Orange	13
Campbellton, Jackson	13
Paisley, Lake	13
Callaway, Bay	13
Kindred, Osceola	12
Fort Denaud, Hendry	12
Ona, Hardee	12
Missing, Dixie	12
Bascom, Jackson	12
Georgetown, Putnam	12
Fruit Cove, St. Johns	12
Miami Shores, Dade	12
Okahumpka, Lake	11
Tice, Lee	11
Edgewood, Orange	11
Singer Island, Palm Beach	11
Barefoot Bay, Brevard	11
Clarksville, Calhoun	11
Lighthouse Point, Broward	11
Sopchoppy, Wakulla	11
Goulds, Dade	11
Village Of Palmetto Bay, Dade	11
West Park, Broward	11
Hollister, Putnam	11
Holmes Beach, Manatee	11
Placida, Charlotte	11
Nocatee, Desoto	10
Waldo, Alachua	10
Heathrow, Seminole	10
Terra Ceia, Manatee	10
Missing, Glades	10
Ponce Inlet, Volusia	10
Winter Park, Seminole	10
Florahome, Putnam	10
Unknown, Dade	9
Bellview, Escambia	9
Panacea, Wakulla	9
Pinetta, Madison	9
Fort Mccoy, Marion	9
Tierra Verde, Pinellas	9
North Redington Beach, Pinellas	9
Eaton Park, Polk	9
Lake Suzy, Desoto	9
Harmony, Osceola	9
Missing, Franklin	9
Mangonia Park, Palm Beach	9
Bayonet Point, Pasco	9
Bay Harbor Islands, Dade	9
Dania Beach, Broward	8
Inglis, Levy	8
Walnut Hill, Escambia	8
Sun City, Hillsborough	8
Ocean Ridge, Palm Beach	8
Balm, Hillsborough	8
Santa Fe, Alachua	8

COVID-19: characteristics of 409,585 Florida resident cases

Data through Jul 24, 2020 verified as of Jul 25, 2020 at 09:25 AM

Data in this report are provisional and subject to change.

The table below includes the cities and counties of residence for cases in Florida residents based on the patient's ZIP Code.

Note that city is not always received as part of the initial notification and may be missing while the case is being investigated.

City and county	Cases
Intercession City, Osceola	8
Brooker, Bradford	8
Palm Shores, Brevard	8
Mexico Beach, Bay	8
Sebastian, Brevard	8
Labelle, Glades	8
Hampton, Bradford	8
Missing, Taylor	8
Matlacha, Lee	8
Reunion, Osceola	7
Sydney, Hillsborough	7
Tyndall Air Force Base, Bay	7
Lutz, Pasco	7
Kinard, Calhoun	7
Highland City, Polk	7
Treasure Island, Pinellas	7
Eloise, Polk	7
Enterprise, Volusia	6
Key Colony Beach, Monroe	6
Wabasso, Indian River	6
Missing, Lafayette	6
Buena Ventura Lakes, Osceola	6
Cedar Key, Levy	6
Tioga, Alachua	6
Wahneta, Polk	6
Venus, Highlands	6
Missing, Alachua	6
Jacksonville, Unknown	6
Kathleen, Polk	6
Palma Sola, Manatee	6
Palmdale, Glades	6
Paxton, Walton	5
Penney Farms, Clay	5
Pensacola Beach, Santa Rosa	5
Long Boat Key, Manatee	5
Bay Pines, Pinellas	5
Crystal Springs, Pasco	5
Saint Pete Beach, Pinellas	5
Maitland, Seminole	5
Ponce De Leon, Walton	5
La Crosse, Alachua	5
Bradley, Polk	5
Mango, Hillsborough	5
Orlando, Seminole	5
Miami, Unknown	5
Lorida, Highlands	5
Goodland, Collier	5
West Delray Beach, Palm Beach	5
Perrine, Dade	5
Dowling Park, Suwannee	5
Hollywood, Unknown	5
Kenansville, Osceola	5
Poinciana, Osceola	5
Hiawassee, Orange	5
Indian Lake Estates, Polk	5
Orange Lake, Marion	5
Gonzalez, Escambia	5
Eatonville, Orange	4
Homosassa Springs, Citrus	4

COVID-19: characteristics of 409,585 Florida resident cases

Data through Jul 24, 2020 verified as of Jul 25, 2020 at 09:25 AM

Data in this report are provisional and subject to change.

The table below includes the cities and counties of residence for cases in Florida residents based on the patient's ZIP Code.

Note that city is not always received as part of the initial notification and may be missing while the case is being investigated.

City and county	Cases
Lehigh, Lee	4
Steinhatchee, Dixie	4
Tallevast, Manatee	4
Maxville, Duval	4
Centerville, Leon	4
Pine Castle, Orange	4
Ybor City, Hillsborough	4
Missing, Putnam	4
Perdido Key, Escambia	4
Nichols, Polk	4
Nobleton, Hernando	4
Northdale, Hillsborough	4
Altamonte Springs, Orange	4
Little Torch Key, Monroe	4
Ridge Manor, Pasco	4
Saint Lucie West, St. Lucie	4
Unknown, Broward	4
Siesta Key, Sarasota	4
Pembroke Park, Broward	4
Mayport, Duval	4
North Venice, Sarasota	4
Homeland, Polk	4
Ebro, Washington	4
Bonifay, Washington	4
Cloud Lake, Palm Beach	4
Plymouth, Orange	4
Woodville, Leon	3
Davenport, Osceola	3
Dinsmore, Duval	3
Green Acres, Palm Beach	3
Lake City, Suwannee	3
Long Key, Monroe	3
Cudjoe Key, Monroe	3
Cutler Ridge, Dade	3
Duette, Manatee	3
East Lake, Marion	3
Azalea Park, Orange	3
Anna Maria, Manatee	3
Missing, Hamilton	3
Trilby, Pasco	3
Pine Hills, Orange	3
Shady Grove, Taylor	3
Buckingham, Lee	3
Candler, Marion	3
Boca Grande, Lee	3
Hallandle Beach, Broward	3
Graceville, Holmes	3
Fisher Island, Dade	3
Tangerine, Orange	3
Quail Heights, Dade	3
Lynbrook, Broward	3
Lowell, Marion	3
Micco, Brevard	3
Lake Como, Putnam	3
Lake Monroe, Seminole	3
Captiva, Lee	3
Belleair Bluffs, Pinellas	3
Bagdad, Santa Rosa	3
Fort Lauderdale, Unknown	3

COVID-19: characteristics of 409,585 Florida resident cases

Data through Jul 24, 2020 verified as of Jul 25, 2020 at 09:25 AM

Data in this report are provisional and subject to change.

The table below includes the cities and counties of residence for cases in Florida residents based on the patient's ZIP Code.

Note that city is not always received as part of the initial notification and may be missing while the case is being investigated.

City and county	Cases
Ferndale, Lake	3
Celebration, Orange	3
Leisure City, Dade	3
Pasadena, Pinellas	3
Port Saint John, Brevard	3
Saint Leo, Pasco	3
Mount Plymouth, Lake	3
Oneco, Manatee	3
Westchase, Hillsborough	3
Miromar Lakes, Lee	3
Mayport Naval Housing, Duval	3
Gulf Stream, Palm Beach	3
City Of Sunrise, Broward	3
Braden River, Manatee	3
Fpo, Duval	3
Elfers, Pasco	3
Hernando Beach, Hernando	3
Gulf Hammock, Levy	3
Lacoochee, Pasco	3
Saint Marks, Wakulla	3
Rubonia, Manatee	3
Pompano Beach, Unknown	3
Indian Creek Village, Dade	3
Aloma, Orange	3
Branford, Lafayette	2
Clewiston, Palm Beach	2
Longboat Key, Sarasota	2
Lakeshore, Polk	2
Earleton, Alachua	2
Ormond Beach, Flagler	2
San Carlos Park, Lee	2
Sorrento, Orange	2
Lamont, Taylor	2
Lulu, Columbia	2
Milligan, Okaloosa	2
Glenwood, Volusia	2
Gulf Breeze, Escambia	2
Deerfield Beach, Unknown	2
Venice, Manatee	2
Unknown, Seminole	2
Sugarloaf, Monroe	2
Everglades National Park, Dade	2
Miami, Broward	2
Union Park, Orange	2
Vernon, Bay	2
Virginia Gardens, Dade	2
Samoset, Manatee	2
Suwannee, Dixie	2
South Palm Beach, Palm Beach	2
Palma Ceia, Hillsborough	2
Oakland Park, Unknown	2
Mulberry, Hillsborough	2
New Smyrna, Volusia	2
Sand Lake, Orange	2
Roseland, Indian River	2
West Palm Beach, Unknown	2
Lake Butler, Bradford	2
Lauderhill, Unknown	2
Miami, Martin	2

COVID-19: characteristics of 409,585 Florida resident cases

Data through Jul 24, 2020 verified as of Jul 25, 2020 at 09:25 AM

Data in this report are provisional and subject to change.

The table below includes the cities and counties of residence for cases in Florida residents based on the patient's ZIP Code. Note that city is not always received as part of the initial notification and may be missing while the case is being investigated.

City and county	Cases
At Large, Broward	2
Durant, Hillsborough	2
Hawthorne, Putnam	2
Archer, Levy	2
Laud-By-The-Sea, Broward	2
Jensen Beach, St. Lucie	2
Loxahatchee Groves, Palm Beach	2
Lockhart, Orange	2
Ramrod Key, Monroe	2
Orlando, Unknown	2
Ponte Vedra, Duval	2
Valkaria, Brevard	2
University Park, Manatee	2
Trenton, Levy	2
West Villages, Sarasota	2
Inlet Beach, Bay	2
Jacksonville, Clay	2
Clermont, Orange	2
Sunny Hills, Washington	2
Switzerland, St. Johns	2
Parker, Bay	2
Oklawaha, Marion	2
Milton, Escambia	2
Manalapan, Palm Beach	2
Laurel, Sarasota	2
Sparr, Marion	2
Town N Country, Hillsborough	2
Margate, Unknown	2
Port Salerno, Martin	2
Bayshore Gardens, Manatee	2
Fort Charlotte, Charlotte	2
Daytona Beach Shores, Volusia	2
Lealman, Pinellas	2
Horseshoe Beach, Dixie	2
Hialeah, Unknown	2
Everglades City, Collier	2
Lake Harbor, Palm Beach	2
Loughman, Polk	2
Murdock, Charlotte	2
Goldenrod, Seminole	2
Forest City, Orange	2
Alturas, Polk	2
Chokoloskee, Collier	2
Yankeetown, Levy	2
Orlando, Brevard	2
Palm Coast, Orange	1
Saint Cloud, Orange	1
Saint Petersburg, Dade	1
San Pedro Sula, Dade	1
Port Charlotte Fl, Unknown	1
Scottsmoor, Brevard	1
Seminole, Orange	1
Wimauma, Manatee	1
Telogia, Liberty	1
Turmero, Dade	1
Cosselberry, Orange	1
Darien, Pasco	1
Deltona , Volusia	1
Bostwick, Putnam	1

COVID-19: characteristics of 409,585 Florida resident cases

Data through Jul 24, 2020 verified as of Jul 25, 2020 at 09:25 AM

Data in this report are provisional and subject to change.

The table below includes the cities and counties of residence for cases in Florida residents based on the patient's ZIP Code.

Note that city is not always received as part of the initial notification and may be missing while the case is being investigated.

City and county	Cases
Bartow, Unknown	1
Cassadaga, Volusia	1
Champions Gate, Polk	1
Gastonia, Polk	1
Hialean, Unknown	1
Logwood, Seminole	1
Miami Granders, Dade	1
Lanark Village, Franklin	1
General Delivery, Pasco	1
Gibsonia, Polk	1
Greenacres, Unknown	1
Hallandate Ben, Unknown	1
Hurlburt Field, Okaloosa	1
Longwood, Orange	1
Live Oak, Columbia	1
Cottdonale, Washington	1
Everett, Dade	1
Apopka, Unknown	1
Alligator Point, Wakulla	1
Bonita Springs, Collier	1
Redington Beach, Pinellas	1
Redington Shores, Pinellas	1
Olrando, Orange	1
Ocala, Unknown	1
Ocean Breeze, Martin	1
Madison, Unknown	1
Nokomis, Palm Beach	1
Tampa, Orange	1
University Of Central Fl, Orange	1
Valrico, Orange	1
Saint Cloud, Manatee	1
South Fort Myers, Lee	1
Winterpark, Unknown	1
Wewahitchka, Calhoun	1
Lake Wales, Escambia	1
Miamf, Dade	1
Olustee, Baker	1
Okeechobee, St. Lucie	1
Tampa Palms, Hillsborough	1
Tewksbury, Orange	1
Tampa, Pinellas	1
Wesley Chapel, Alachua	1
Weston, Dade	1
Unknown, Columbia	1
Unknown, Palm Beach	1
Watersound, Walton	1
South Daytona Beach, Volusia	1
Sewalls Point, Martin	1
San Antonio, Unknown	1
Pine Ridge, Citrus	1
Clermont, Polk	1
Cortez, Manatee	1
Dade City, Hillsborough	1
Celeste, Broward	1
Air Mail Facility, Dade	1
Bay Lake, Orange	1
Beverly Beach, Flagler	1
Aollywoss, Dade	1
Arnondale, Hillsborough	1

COVID-19: characteristics of 409,585 Florida resident cases

Data through Jul 24, 2020 verified as of Jul 25, 2020 at 09:25 AM

Data in this report are provisional and subject to change.

The table below includes the cities and counties of residence for cases in Florida residents based on the patient's ZIP Code.

Note that city is not always received as part of the initial notification and may be missing while the case is being investigated.

City and county	Cases
Hollywood, Dade	1
Fort Pierce, Martin	1
Kissimmee, Brevard	1
Fl, Dade	1
Florence Villa, Polk	1
Grandin, Putnam	1
Greenville, Jefferson	1
Estero, Collier	1
Fellsmele, Brevard	1
Doctors Inlet, Clay	1
West Bradenton, Manatee	1
Wintergarden, Orange	1
Venice, Hillsborough	1
Seven Springs, Pasco	1
Tallahassee, Unknown	1
The Villages, Marion	1
Port Everglades, Broward	1
Orlando, Columbia	1
River Ranch, Polk	1
Saint Augusaintine Beach, St. Johns	1
Palm Beach Shores, Palm Beach	1
Niceville, Walton	1
Mount Pleasant, Gadsden	1
Louisville, Broward	1
Middlesburg, Duval	1
Jupiter, Duval	1
Immokalee, Lee	1
Indian Shores, Pinellas	1
Boca Raton, Orange	1
Apopka, Seminole	1
Hallandale Beach, Unknown	1
Davenport, Orange	1
El Jobean, Charlotte	1
Fort Lauderdale, Dade	1
Franklin, Orange	1
Haines City, Orange	1
Austin, Dade	1
Apo, Collier	1
Astor, Volusia	1
Clearwater, Hillsborough	1
Mayport Naval Station, Duval	1
Mount Dora, Orange	1
New Church, Palm Beach	1
New Port Richey, Hillsborough	1
Jena, Taylor	1
Litchfield Park, Unknown	1
Laurel Hill, Walton	1
Marathon Shores, Monroe	1
Weston, Unknown	1
Winter Springs, Orange	1
Pensacola Naval Hospital, Escambia	1
Point Washington, Walton	1
Okeechobee, Highlands	1
Orange Park, Duval	1
Orlando, Osceola	1
Oviedo, Orange	1
Seacrest, Bay	1
West Hollywood, Broward	1
Unknown Out Of Area, Palm Beach	1

COVID-19: characteristics of 409,585 Florida resident cases

Data through Jul 24, 2020 verified as of Jul 25, 2020 at 09:25 AM

Data in this report are provisional and subject to change.

The table below includes the cities and counties of residence for cases in Florida residents based on the patient's ZIP Code.

Note that city is not always received as part of the initial notification and may be missing while the case is being investigated.

City and county	Cases
Unknown, Duval	1
North Lauderdale, Unknown	1
North Port, Manatee	1
Okeechobee, Martin	1
Okeechobi, Unknown	1
Pooler, Broward	1
Pennsacola, Escambia	1
Sarasota, Unknown	1
Seacrest, Walton	1
Salem, Taylor	1
St Cloud, Orange	1
Twentynine Palms, Broward	1
Wakulla Springs, Wakulla	1
University Of Miami, Dade	1
Unknown, Manatee	1
Windermere, Unknown	1
Xifamk, Dade	1
Miamksaohes, Dade	1
Metter, Manatee	1
Miami Dade, Unknown	1
Hillsboro Beach, Broward	1
Holder, Citrus	1
Lauderdale Lakes, Unknown	1
Key West Naval Air Station, Monroe	1
Indian River Shores, Indian River	1
Indian Rock Beach, Pinellas	1
Fanning Springs, Gilchrist	1
Fellsmere, Brevard	1
Fernandina, Nassau	1
Graham, Bradford	1
Cypress Gardens, Polk	1
Unknown, Volusia	1
Tamarac, Dade	1
Port Saint Lucie, Palm Beach	1
Punta Gurda, Sarasota	1
Rocky Point, Hillsborough	1
Saint Johns, Duval	1
N. Lauderdale, Broward	1
Orl, Osceola	1
Pensacola Beach, Escambia	1
Westville, Walton	1
Cypress, Jackson	1
Clarcona, Orange	1
Coconut Ck, Unknown	1
Alpharetta, Broward	1
Baker, Escambia	1
Cape Cord, Lee	1
Ft Pierce, St. Lucie	1
Gainesville, Dade	1
Hallandale, Unknown	1
Homeless, Hillsborough	1
Homeless, Monroe	1
Hutchinson Island, St. Lucie	1
Miccosukee, Leon	1
Miami, Lee	1
Land O Lakes, Hillsborough	1
Layton, Monroe	1
Lehigh Acers, Lee	1
Sanford, Orange	1

COVID-19: characteristics of 409,585 Florida resident cases

Data through Jul 24, 2020 verified as of Jul 25, 2020 at 09:25 AM

Data in this report are provisional and subject to change.

The table below includes the cities and counties of residence for cases in Florida residents based on the patient's ZIP Code.

Note that city is not always received as part of the initial notification and may be missing while the case is being investigated.

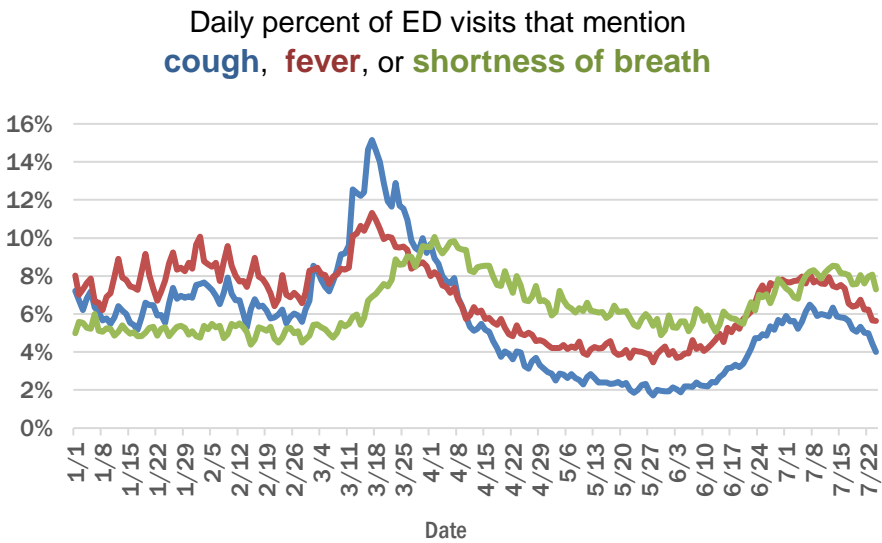
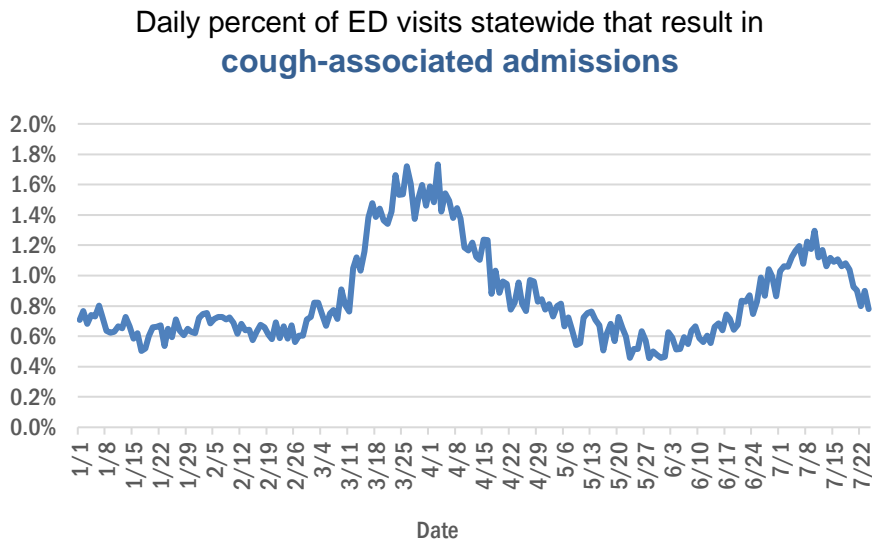
City and county	Cases
Shady Hills, Pasco	1
Shalimar, Escambia	1
Sharpes, Brevard	1
Unknown, Unknown	1
Unable To Obtain, Palm Beach	1
University Of Tampa, Hillsborough	1
Unk, Alachua	1
Watersound, Bay	1
Yeehaw, Okeechobee	1
Oldsrav, Manatee	1
Rivera Beach, Palm Beach	1
Perth Amboy, Hillsborough	1
Panama City, Unknown	1
Pembroke Pines, Dade	1
Mesa, Unknown	1
Miami Gardens, Unknown	1
Morriston, Marion	1
Mount Dora, Seminole	1
Naples, Lee	1
North Fort Myers, Charlotte	1
North Laud, Unknown	1
Homossa, Orange	1
Hudson, Pinellas	1
Jacksonville Naval Air Station, Duval	1
Jacksonville Naval Hospital, Duval	1
Jacksonville, Nassau	1
Cape Haze, Charlotte	1
Davie, Unknown	1
Branford, Gilchrist	1
Alva, Escambia	1
Bayou George, Bay	1
Total	409,585

COVID-19: additional surveillance information

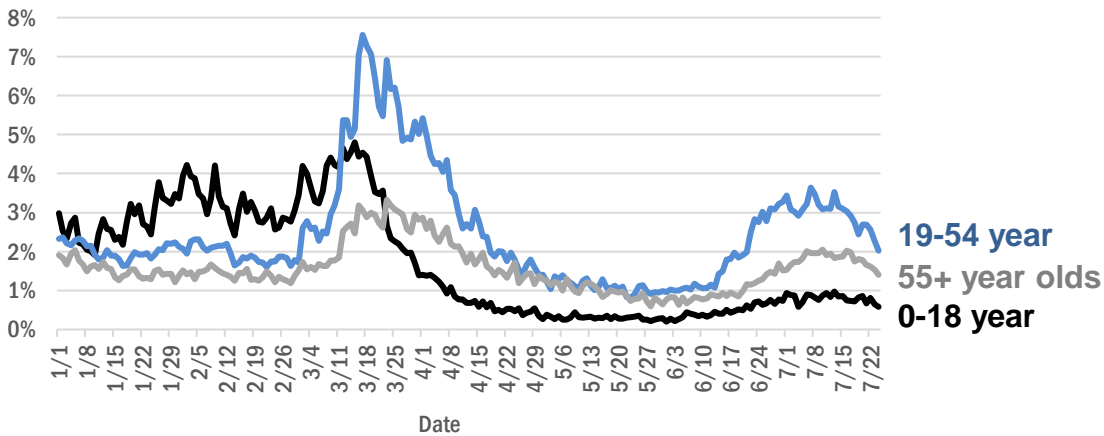
Data through Jul 24, 2020 verified as of Jul 25, 2020 at 09:25 AM

Data in this report are provisional and subject to change.

Statewide emergency department (ED) chief complaint and admission data



Daily percent of ED visits statewide that mention cough by age group



The Electronic Surveillance System for the Early Notification of Community-Based Epidemics (ESSENCE-FL) includes chief complaint data from 211 of 212 Florida EDs. Data are transmitted electronically to ESSENCE-FL daily or hourly.

COVID-19: All persons with tests reported

Data through Jul 24, 2020 verified as of Jul 25, 2020 at 09:25 AM

Data in this report are provisional and subject to change.

The table below includes persons with laboratory results that the Department of Health has received electronically or by mail/fax for Florida residents and non-Florida residents.

County	Awaiting testing	Inconclusive	Negative	Positive	Percent positive	Total tested
Dade	213	1,260	455,687	101,854	18%	558,801
Broward	139	463	308,707	48,187	13%	357,357
Palm Beach	212	518	205,358	29,707	13%	235,583
Hillsborough	163	293	176,998	26,626	13%	203,917
Orange	372	263	206,590	26,559	11%	233,412
Duval	116	202	161,760	19,288	11%	181,250
Pinellas	24	108	135,028	14,985	10%	150,121
Lee	21	34	86,856	14,292	14%	101,182
Polk	34	67	70,151	11,197	14%	81,415
Collier	170	61	46,359	8,725	16%	55,145
Manatee	6	40	65,543	7,709	11%	73,292
Osceola	71	123	45,037	7,407	14%	52,567
Escambia	18	33	52,793	6,854	11%	59,680
Volusia	26	64	55,742	6,133	10%	61,939
Seminole	38	62	53,343	5,969	10%	59,374
Pasco	56	36	51,675	5,674	10%	57,385
Sarasota	29	39	58,693	5,006	8%	63,738
Brevard	8	59	69,121	4,898	7%	74,078
St. Lucie	219	48	31,791	4,316	12%	36,155
Lake	42	40	50,706	3,988	7%	54,734
Leon	23	96	45,581	3,656	7%	49,333
Martin	44	33	19,757	3,388	15%	23,178
Marion	496	31	35,382	3,224	8%	38,637
Alachua	5	20	58,712	3,050	5%	61,782
St. Johns	31	34	31,772	2,871	8%	34,677
Bay	4	31	17,757	2,862	14%	20,650
Clay	15	16	27,157	2,473	8%	29,646
Santa Rosa	3	18	20,078	2,365	11%	22,461
Okaloosa	30	29	21,023	2,275	10%	23,327
Columbia	5	46	9,072	2,074	19%	11,192
Indian River	46	9	21,069	1,941	8%	23,019
Charlotte	5	12	19,225	1,660	8%	20,897
Hendry	2	16	5,928	1,495	20%	7,439
Hernando	1	5	14,576	1,418	9%	15,999
Jackson	3	14	7,532	1,220	14%	8,766
Desoto	7	17	7,543	1,164	13%	8,724
Putnam	2	10	9,542	1,150	11%	10,702
Gadsden	1	33	8,452	1,142	12%	9,627
Monroe	32	9	9,710	1,114	10%	10,833
Citrus	9	10	14,576	1,056	7%	15,642
Highlands	8	9	12,878	1,018	7%	13,905
Walton	1	36	6,713	1,016	13%	7,765
Suwannee		11	5,376	993	16%	6,380
Sumter	44	13	14,311	968	6%	15,292
Nassau	20	18	11,895	919	7%	12,832
Okeechobee	2	10	4,896	802	14%	5,708
Flagler	4	18	11,850	779	6%	12,647
Hardee		3	3,290	776	19%	4,069

COVID-19: All persons with tests reported

Data through Jul 24, 2020 verified as of Jul 25, 2020 at 09:25 AM

Data in this report are provisional and subject to change.

The table below includes persons with laboratory results that the Department of Health has received electronically or by mail/fax for Florida residents and non-Florida residents.

County	Awaiting testing	Inconclusive	Negative	Positive	Percent positive	Total tested
Hamilton	1	2	3,216	553	15%	3,771
Madison	2	15	3,969	519	12%	4,503
Wakulla	2	32	5,677	477	8%	6,186
Unknown		30	4,148	462	10%	4,640
Levy		8	4,749	449	9%	5,206
Washington	5	2	3,269	415	11%	3,686
Glades		1	670	384	36%	1,055
Holmes	1	9	3,379	371	10%	3,759
Liberty		1	2,589	332	11%	2,922
Gilchrist	3	6	2,937	303	9%	3,246
Baker	10	1	3,637	285	7%	3,923
Taylor	2	2	2,373	257	10%	2,632
Calhoun	1	6	1,749	247	12%	2,002
Gulf		4	2,772	242	8%	3,018
Bradford	1	3	3,530	228	6%	3,761
Dixie		3	2,001	225	10%	2,229
Union		1	2,833	183	6%	3,017
Jefferson	1	2	1,876	169	8%	2,047
Franklin	1	1	2,178	85	4%	2,264
Lafayette		3	723	82	10%	808
Total	2,850	4,552	2,921,866	414,511	12%	3,340,929

COVID-19: testing by laboratory

Data through Jul 24, 2020 verified as of Jul 25, 2020 at 09:25 AM

Data in this report are provisional and subject to change.

The numbers in the table below represent the number for whom test results were received by the Department of Health. A person can be tested by more than one laboratory and can have both positive and negative results. **Therefore, the sum of the numbers in each column will be larger than the total number of people tested.**

Reporting lab	Inconclusive	Negative	Positive	Percent positive	Total
QUEST DIAGNOSTICS - TAMPA	2,927	554,892	75,657	12%	633,476
LABORATORY CORPORATION OF AMERICA	826	549,082	80,230	13%	630,138
BIO REFERENCE LABORATORIES, INC	3,237	362,809	66,601	15%	432,647
GENETWORX	662	338,041	29,078	8%	367,781
REALTOX LABS LLC	1,549	165,856	26,906	14%	194,311
ADVENT HEALTH LAB	112	101,270	13,966	12%	115,348
NORTHWEST LABORATORY	106	108,725	4,483	4%	113,314
CURATIVE_LABS	1,589	98,779	4,812	5%	105,180
MEDICAL DIAGNOSTIC LABORATORIES	640	68,958	9,625	12%	79,223
KORVALABS, INC	613	72,685	2,934	4%	76,232
BIOCOLLECTIONS WORLDWIDE, INC	167	50,262	8,107	14%	58,536
MAYO CLINIC LABORATORIES	91	52,016	4,942	9%	57,049
MEMORIAL REGIONAL HOSPITAL SOUTH	18	41,572	10,331	20%	51,921
QUEST DIAGNOSTICS NICHOLS INSTITUTE, INC.	162	45,173	5,605	11%	50,940
BAYCARE LABORATORIES LLC	234	44,648	4,740	10%	49,622
BPHL-JACKSONVILLE	12	35,215	6,712	16%	41,939
SACRED HEART HOSPITAL LABORATORY	2	37,736	4,179	10%	41,917
ORLANDO REG MED CENTER CLINICAL LAB	374	36,857	4,615	11%	41,846
DIATHERIX LABORATORIES		32,920	4,315	12%	37,235
TAMPA GENERAL HOSPITAL	4	33,430	2,513	7%	35,947
TESTING MATTERS INC		31,278	4,252	12%	35,530
UF PATHLABS	33	34,050	1,238	4%	35,321
ELABNETWORK	1	28,591	2,104	7%	30,696
VIRACOR-EUROFINS LABORATORIES		23,004	7,411	24%	30,415
JACKSON MEMORIAL HOSPITAL CLINICAL LAB	79	24,549	5,730	19%	30,358
ARUP LABORATORIES		28,036	2,026	7%	30,062
BPHL-MIAMI	185	21,997	4,261	16%	26,443
BPHL-TAMPA (SPECTRUM BLVD)	44	20,154	3,222	14%	23,420
SHANDS AT THE UNIVERSITY OF FLORIDA	62	20,544	976	5%	21,582
MAKO MEDICAL LABORATORIES	635	17,753	3,105	14%	21,493
AIT LABORATORIES		18,643	2,158	10%	20,801
ST VINCENT'S MEDICAL CENTER - RIVERSIDE	1	16,040	1,849	10%	17,890
LAKELAND REGIONAL MEDICAL CENTER	36	16,002	1,783	10%	17,821
WALGREENS	9	14,119	2,288	14%	16,416
CAPE CORAL HOSPITAL CLINICAL LABORATORY		13,440	2,431	15%	15,871
BROWARD GENERAL MEDICAL CENTER-CLINICAL LAB	2	12,264	1,660	12%	13,926
STATLAB_MOBILE		11,111	772	6%	11,883
BAPTIST HOSPITAL OF MIAMI CLINICAL LABORATORY	5	9,915	1,902	16%	11,822
SHANDS JACKSONVILLE MEDICAL CENTER INC	31	10,733	897	8%	11,661
CLEVELAND CLINIC HOSPITAL LAB	4	10,047	985	9%	11,036
BAPTIST MEDICAL CENTER JACKSONVILLE	1	10,080	624	6%	10,705
FLORIDA HOSPITAL - TAMPA	5	9,589	903	9%	10,497
ADVENTHEALTH DAYTONA BEACH	17	9,648	683	7%	10,348
NAPLES COMMUNITY HOSPITAL	12	9,160	1,021	10%	10,193
ST JOSEPHS HOSPITAL LABORATORY	7	8,099	1,021	11%	9,127
PALMETTO GENERAL HOSPITAL LAB	2	6,896	2,153	24%	9,051
INTEGRATED REGIONAL LABORATORIES LLP		7,162	1,274	15%	8,436

COVID-19: testing by laboratory

Data through Jul 24, 2020 verified as of Jul 25, 2020 at 09:25 AM

Data in this report are provisional and subject to change.

The numbers in the table below represent the number for whom test results were received by the Department of Health. A person can be tested by more than one laboratory and can have both positive and negative results. **Therefore, the sum of the numbers in each column will be larger than the total number of people tested.**

Reporting lab	Inconclusive	Negative	Positive	Percent positive	Total
MOUNT SINAI MEDICAL CENTER	3	7,401	875	11%	8,279
LABCORP BURLINGTON (ELR)	2	7,533	253	3%	7,788
JFK MEDICAL CENTER LAB	1	6,382	1,244	16%	7,627
SARASOTA MEMORIAL HOSPITAL MAIN LAB	12	6,943	651	9%	7,606
MORTON PLANT HOSPITAL-ADLER INSTITUTE	7	6,962	570	8%	7,539
SAINT MARY'S MEDICAL CENTER	10	6,239	1,020	14%	7,269
TALLAHASSEE MEMORIAL HOSPITAL	1	6,642	526	7%	7,169
NORTH FLORIDA REGIONAL MEDICAL CENTER		6,546	568	8%	7,114
REAL DIAGNOSTICS	77	6,449	465	7%	6,991
SOUTH MIAMI HOSPITAL LAB	8	6,034	930	13%	6,972
BRANDON REGIONAL HOSPITAL		5,746	1,081	16%	6,827
UNIVERSITY OF MIAMI HOSPITAL	9	5,513	1,300	19%	6,822
MILLENNIUM PHYSICIAN GROUP		5,680	1,103	16%	6,783
NICKLAUS CHILDREN'S HOSPITAL	13	5,469	1,084	17%	6,566
WELLINGTON REGIONAL MED CTR LAB	3	5,384	892	14%	6,279
MEMORIAL REGIONAL HOSPITAL CLINICAL LABORATORY	7	5,806	451	7%	6,264
JUPITER MEDICAL CENTER LAB	16	5,399	814	13%	6,229
ECCO LAB GROUP CO	189	4,653	1,356	22%	6,198
INDIAN RIVER MEDICAL CENTER LAB		5,772	339	6%	6,111
FLORIDA HOSPITAL WATERMAN LABORATORY	11	5,645	447	7%	6,103
LARKIN COMMUNITY HOSPITAL	10	4,866	907	16%	5,783
APPLIED INGENUITY DIAGNOSTICS LLC		5,410	329	6%	5,739
AEGIS SCIENCES CORPORATION	26	4,976	368	7%	5,370
BAPTIST HOSPITAL OF MIAMI MOLECULAR DIAGNOSTICS	49	4,575	670	13%	5,294
PANCARE OF FLORIDA INC		5,032	220	4%	5,252
DELRAY MEDICAL CENTER	2	4,491	596	12%	5,089
ST ANTHONY'S HOSPITAL LAB	10	4,392	592	12%	4,994
HOMESTEAD HOSPITAL CLINICAL LABORATORY		3,923	1,059	21%	4,982
MEMORIAL HOSPITAL JACKSONVILLE	8	3,963	1,008	20%	4,979
ARNOLD PALMER MEDICAL CENTER CLINICAL LAB		4,683	116	2%	4,799
WINTER HAVEN HOSPITAL CLINICAL LABORATORY	1	3,897	725	16%	4,623
WEST KENDALL BAPTIST HOSPITAL LABORATORY	2	3,682	896	20%	4,580
OSCEOLA REGIONAL MEDICAL CENTER	1	3,819	755	17%	4,575
ST JOSEPHS HOSPITAL SOUTH LABORATORY	6	3,806	577	13%	4,389
MEASE COUNTRYSIDE LAB		3,799	408	10%	4,207
GOOD SAMARITAN MEDICAL CENTER LAB	1	3,474	705	17%	4,180
LEESBURG REGIONAL MEDICAL CENTER		3,690	443	11%	4,133
ORANGE PARK MEDICAL CENTER	4	3,210	839	21%	4,053
SUNPATH MEDICAL DIAGNOSTICS LABORATORY	22	3,549	480	12%	4,051
BAPTIST MEDICAL CENTER SOUTH		3,699	289	7%	3,988
GULF COAST MEDICAL CENTER MICROLAB		2,966	1,012	25%	3,978
LAWNWOOD REGIONAL MEDICAL CENTER	1	3,286	577	15%	3,864
QUEST DIAGNOSTICS NICHOLS INSTITUTE - SJC (ELR)	10	3,324	474	12%	3,808
WESTSIDE REGIONAL MED CTR	2	2,896	684	19%	3,582

COVID-19: testing by laboratory

Data through Jul 24, 2020 verified as of Jul 25, 2020 at 09:25 AM

Data in this report are provisional and subject to change.

The numbers in the table below represent the number for whom test results were received by the Department of Health. A person can be tested by more than one laboratory and can have both positive and negative results. **Therefore, the sum of the numbers in each column will be larger than the total number of people tested.**

Reporting lab	Inconclusive	Negative	Positive	Percent positive	Total
FLORIDA HOSPITAL HEARTLAND MED CTR CLINICAL LAB	1	3,269	302	8%	3,572
HALIFAX MEDICAL CENTER LAB	10	3,053	492	14%	3,555
MANATEE MEMORIAL HOSPITAL		3,099	384	11%	3,483
BAPTIST HOSPITAL LABORATORY	4	2,944	532	15%	3,480
WEST BOCA MEDICAL CENTER LAB		3,070	382	11%	3,452
MEMORIAL HOSPITAL WEST LABORATORY SERVICES	10	3,071	342	10%	3,423
AVENTURA HOSPITAL LAB		2,495	896	26%	3,391
Lee Memorial Hospital		2,758	623	18%	3,381
NEW YORK STATE ELR - SUNRISE MEDICAL LABORATORIES		3,288	77	2%	3,365
WEST FLORIDA HOSPITAL LAB		2,641	723	21%	3,364
CORAL GABLES HOSPITAL CLINICAL LABORATORY		2,541	817	24%	3,358
MERCY HOSPITAL A CAMPUS OF PLANTATION GEN HOSP LAB	1	2,468	872	26%	3,341
HEALTH PARK MEDICAL CENTER CLINICAL LAB		2,658	677	20%	3,335
FLORIDA HOSPITAL WESLEY CHAPEL	1	3,018	301	9%	3,320
DRS CLACK SPENCER WHITE & MCCORMACK PA D/B/A		2,823	475	14%	3,298
NCH NORTH NAPLES HOSPITAL LAB	1	2,943	349	11%	3,293
BETHESDA HOSPITAL EAST		2,867	360	11%	3,227
BROWARD HEALTH NORTH CLINICAL LABORATORY		2,766	453	14%	3,219
LARGO MEDICAL CENTER		2,764	441	14%	3,205
PALM BEACH GARDENS MEDICAL CTR LAB		2,879	321	10%	3,200
DOCTORS HOSPITAL	2	2,532	653	20%	3,187
CLEVELAND CLINIC MARTIN SOUTH HOSPITAL		2,892	286	9%	3,178
NORTHWEST MEDICAL CENTER	1	2,393	756	24%	3,150
CORAL SPRINGS MED CTR		2,825	316	10%	3,141
PALMS WEST HOSPITAL LAB	2	2,439	660	21%	3,101
OAK HILL HOSPITAL		2,793	304	10%	3,097
NORTH SHORE MEDICAL CENTER		2,340	695	23%	3,035
FLORIDA HOSPITAL ZEPHYRHILLS		2,711	203	7%	2,914
MOFFITT CANCER CENTER	5	2,871	31	1%	2,907
Florida_Hospital	1	2,343	554	19%	2,898
QUEST DIAGNOSTICS - WEST HILLS	11	2,667	122	4%	2,800
FLORIDA HOSPITAL FLAGLER	2	2,617	162	6%	2,781
RUTGERS CLINICAL GENOMICS LABORATORY	5	2,631	131	5%	2,767
BLAKE MEDICAL CENTER		2,187	502	19%	2,689
Capital Regional Medical Ctr		2,189	491	18%	2,680
FLORIDA MEDICAL CENTER - A CAMPUS OF NORTH SHORE	2	2,206	433	16%	2,641
MARTIN HOSPITAL SOUTH LAB		2,504	90	3%	2,594
REGIONAL MEDCIAL CENTER BAYONET POINT	1	2,377	200	8%	2,578
NEMOURS CHILDRENS HOSPITAL		2,506	52	2%	2,558
THE VILLAGES REGIONAL HOSPITAL		2,332	189	7%	2,521
PLANTATION GENERAL HOSPITAL		1,820	663	27%	2,483
BAYFRONT MEDICAL CENTER	9	1,805	638	26%	2,452
FLORIDA HOSPITAL OF CARROLLWOOD		2,079	366	15%	2,445
FLORIDA HOSPITAL DELAND		1,981	402	17%	2,383
NORTHSIDE HOSPITAL AND HEART INSTITUTE		2,027	341	14%	2,368

COVID-19: testing by laboratory

Data through Jul 24, 2020 verified as of Jul 25, 2020 at 09:25 AM

Data in this report are provisional and subject to change.

The numbers in the table below represent the number for whom test results were received by the Department of Health. A person can be tested by more than one laboratory and can have both positive and negative results. **Therefore, the sum of the numbers in each column will be larger than the total number of people tested.**

Reporting lab	Inconclusive	Negative	Positive	Percent positive	Total
MEDICAL CENTER OF TRINITY CLINICAL LABORATORY		1,993	361	15%	2,354
MORTON PLANT-MEASE		2,129	172	7%	2,301
ST JOSEPHS NORTH HOSPITAL LAB		2,026	258	11%	2,284
LARKIN COMMUNITY HOSPITAL INC DBA CARDIOTROPIC		80	2,166	96%	2,246
OCALA REGIONAL MEDICAL CENTER		2,014	222	10%	2,236
IMPERIAL POINT MEDICAL CENTER		2,010	222	10%	2,232
LAKE CITY MEDICAL CENTER		1,737	487	22%	2,224
BAPTIST MEDICAL CENTER - BEACHES		2,063	132	6%	2,195
LAKEWOOD RANCH MEDICAL CENTER		1,882	203	10%	2,085
CARDIOTROPIC LABS		1,544	502	25%	2,046
MARTIN MEMORIAL HEALTH SYSTEM LABORATORY		1,880	154	8%	2,034
DR. P. PHILLIPS HOSPITAL		1,991	36	2%	2,027
CENTRAL FLORIDA REGIONAL HOSPITAL		1,744	280	14%	2,024
GULF COAST MEDICAL CENTER LAB		1,641	380	19%	2,021
ST LUCIE MEDICAL CENTER		1,608	355	18%	1,963
SOUTH FLORIDA BAPTIST HOSPITAL MICRO	1	1,627	297	15%	1,925
WESTCHESTER HOSPITAL	12	1,595	303	16%	1,910
POINCIANA MEDICAL CENTER		1,330	499	27%	1,829
SOUTH LAKE HOSPITAL CLINICAL LAB		1,763	35	2%	1,798
BAPTIST MEDICAL CENTER - NASSAU		1,648	86	5%	1,734
QUEST DIAGNOSTICS	2	1,484	245	14%	1,731
FLORIDA HOSPITAL NORTH PINELLAS	5	1,567	123	7%	1,695
UNIVERSITY HOSPITAL AND MEDICAL CENTER		1,248	442	26%	1,690
PHYSICIANS REGIONAL MEDICAL CENTER - PINE RIDGE RD		1,348	307	19%	1,655
MEMORIAL HOSPITAL- MIRAMAR	10	1,481	124	8%	1,615
WEST PALM HOSPITAL LAB		1,361	235	15%	1,596
WEST MARION COMMUINITY HOSPITAL LAB		1,417	136	9%	1,553
MEMORIAL HOSPITAL MICRO		1,372	172	11%	1,544
OPTEO LABORATORY		1,501	29	2%	1,530
ST PETERSBURG GENERAL HOSPITAL		1,081	425	28%	1,506
LEE HEALTH COCONUT POINT CLINICAL LAB	1	1,210	292	19%	1,503
SOUTH SEMINOLE HOSPITAL LABORATORY		1,429	54	4%	1,483
MEDCOMP SCIENCES LLC	23	935	510	35%	1,468
MEASE DUNEDIN HOSPITAL	3	1,316	144	10%	1,463
CITRUS MEMORIAL HOSPITAL LABORATORY		1,394	48	3%	1,442
QUEST DIAGNOSTICS LENEXA	8	1,319	93	7%	1,420
QUEST NEW ENGLAND	3	1,374	42	3%	1,419
OVIEDO MEDICAL CENTER		1,171	222	16%	1,393
MEMORIAL HOSPITAL PEMBROKE	3	1,219	163	12%	1,385
INFORM DIAGNOSTICS, INC		1,328	49	4%	1,377
HIALEAH HOSPITAL	3	1,004	370	27%	1,377
FORT WALTON BEACH MEDICAL CENTER		1,191	164	12%	1,355
BAPTIST NORTH EMERGENCY CENTER		943	401	30%	1,344
FLORIDA HOSPITAL FISH MEMORIAL		1,102	234	18%	1,336
ST VINCENT'S MEDICAL CENTER - SOUTHSIDE		1,307	26	2%	1,333
DOCTORS HOSPITAL OF SARASOTA CLINICAL LABORATORY		1,134	133	10%	1,267
VISTA CLINICAL		744	517	41%	1,261

COVID-19: testing by laboratory

Data through Jul 24, 2020 verified as of Jul 25, 2020 at 09:25 AM

Data in this report are provisional and subject to change.

The numbers in the table below represent the number for whom test results were received by the Department of Health. A person can be tested by more than one laboratory and can have both positive and negative results. **Therefore, the sum of the numbers in each column will be larger than the total number of people tested.**

Reporting lab	Inconclusive	Negative	Positive	Percent positive	Total
ABL MEDICAL CARE LLC		1,039	201	16%	1,240
LEON MEDICAL CENTERS LLC		921	300	25%	1,221
PALMS OF PASADENA HOSPITAL		1,032	173	14%	1,205
CLINICORE LABS		1,112	88	7%	1,200
UHEALTH CORAL GABLES/LENNAR MED CTR		1,146	46	4%	1,192
CLEVELAND CLINIC TRADITION HOSPITAL		1,048	135	11%	1,183
QUEST DIAGNOSTICS - ATLANTA		984	169	15%	1,153
LOWER KEYS MEDICAL CENTER		1,053	89	8%	1,142
RAULERSON HOSPITAL		924	178	16%	1,102
CLEVELAND CLINIC MARTIN NORTH HOSPITAL		922	144	14%	1,066
SOUTH BAY HOSPITAL MICRO		896	164	15%	1,060
QUEST DIAGNOSTICS - MIRAMAR	6	298	754	71%	1,058
PUTNAM COMMUNITY MEDICAL CENTER		907	129	12%	1,036
BARTOW REGIONAL MEDICAL CENTER	1	844	149	15%	994
PHYSICIANS REGIONAL MEDICAL CENTER - COLLIER BLVD	1	783	196	20%	980
LMHS		901	75	8%	976
BMCT Molecular Diagnostics Subsection		779	191	20%	970
ANNE BATES LEACH EYE HOSPITAL/ ABLEH MICROBIOLOGY LABORATORY		927	26	3%	953
TWIN CITIES HOSPITAL		870	71	8%	941
ORLANDO VA MEDICAL CENTER		853	88	9%	941
VIKOR SCIENTIFIC	2	601	318	35%	921
AMERICAN HEALTH ASSOCIATES	5	502	401	44%	908
BETHESDA HOSPITAL WEST		814	77	9%	891
P4 CLINICAL, LLC	10	730	140	16%	880
SYNERGY LABORATORIES	2	810	53	6%	865
ADVENTHEALTH OCALA LABORATORY		690	162	19%	852
HIGHLANDS REGIONAL MEDICAL CENTER		728	110	13%	838
LAKE SIDE MEDICAL CENTER		538	290	35%	828
FLORIDA HOSPITAL ORLANDO		745	66	8%	811
ST VINCENTS CLAY COUNTY		775	23	3%	798
GULF BREEZE HOSPITAL LAB	1	665	102	13%	768
AVENTUS BIOLABS	1	380	317	45%	698
ENGLEWOOD COMMUNITY HOSPITAL		642	55	8%	697
NIGHT LITE PEDIATRICS		494	198	29%	692
SACRED HEART-EMERALD COAST		585	106	15%	691
QUEST DIAGNOSTICS INFECTIOUS DISEASE INC		294	388	57%	682
VISTA CLINICAL DIAGNOSTICS		357	314	47%	671
ACCESSDX	6	357	293	45%	656
CAPSTONE HEALTHCARE		437	213	33%	650
BAPTIST EMERGENCY CENTER OAKLEAF		531	108	17%	639
ACCESS MEDICAL LABORATORIES		240	359	60%	599
MARINERS HOSPITAL		484	75	13%	559
BAPTIST HEALTH EMERGENCY CENTER COUNTRY WALK		452	88	16%	540
ORLANDO HEALTH		11	514	98%	525
PWN HEALTH	1	328	196	37%	525
QUEST DIAGNOSTICS WOOD DALE		475	49	9%	524
BAPTIST EMERGENCY CENTER CLAY		451	68	13%	519

COVID-19: testing by laboratory

Data through Jul 24, 2020 verified as of Jul 25, 2020 at 09:25 AM

Data in this report are provisional and subject to change.

The numbers in the table below represent the number for whom test results were received by the Department of Health. A person can be tested by more than one laboratory and can have both positive and negative results. **Therefore, the sum of the numbers in each column will be larger than the total number of people tested.**

Reporting lab	Inconclusive	Negative	Positive	Percent positive	Total
WALGREEN CO	1	458	59	11%	518
EGLIN AIRFORCE BASE LAB		478	38	7%	516
UNIVERSITY OF MIAMI HOSPITAL & CLINICS	1	461	44	9%	506
PATIENTS CHOICE LABORATORIES		178	317	64%	495
VAMC ORLANDO		296	193	39%	489
LAB24 INC			484	100%	484
NCH HEALTHCARE SYSTEM MICROBIOLOGY LAB		1	480	100%	481
PATHNOSTICS		33	409	93%	442
MARTIN MEMORIAL HEALTH SYSTEMS LABORATORY		407	33	8%	440
LEE MEMORIAL HOSPITAL LAB			437	100%	437
PANCARE OF FLORIDA, INC			436	100%	436
BARDMOOR LABORATORY	1	370	58	14%	429
HEALTHQUEST ESOTERICS		67	361	84%	428
LABCORP RTP	1	40	386	90%	427
QUEST	3	84	338	80%	425
QUEST DIAGNOSTICS - IRVING	7	232	162	40%	401
LUMINUS DIAGNOSTICS		291	106	27%	397
AVERO DIAGNOSTICS - IRVING		342	52	13%	394
NONE		185	202	52%	387
TAMPA COMMUNITY HOSPITAL		241	141	37%	382
BIOREFERENCE LABORATORIES		26	355	93%	381
QUEST DIAGNOSTICS NICHOLS INSTITUTE	5	351	16	4%	372
SOUTHEAST ALABAMA MEDICAL CENT		341	28	8%	369
NCH NORTHEAST		235	133	36%	368
INFORM DIAGNOSTICS		346	2	1%	348
BOSTON HEART DIAGNOSTICS CORP		332	14	4%	346
JACKSON HOSPITAL LAB		310	28	8%	338
MEMORIAL PEMBROKE 24/7 CARE CENTER		244	85	26%	329
CLARITY LABS		276	49	15%	325
UHEALTH DEERFIELD BEACH/UMSYLVESTER DEERFIELD BEACH LABORATORY	2	300	21	7%	323
DAVITA LABS		290	26	8%	316
PATIENTS FIRST - MAHAN DRIVE		161	150	48%	311
ADVANCE MEDICAL OF NAPLES			310	100%	310
APPLIED INGENUITY DIAGNOSTICS		279	27	9%	306
DYNIX DIAGNOSTICS		187	105	36%	292
BIO COLLECTIONS INC	1	151	139	48%	291
JACKSON HOSPITAL CLINICAL LABORATORY		232	57	20%	289
NEW YORK STATE ELR - NORTH SHORE LONG ISLAND JEWISH HEALTH		267	20	7%	287
PATIENT'S FIRST		3	280	99%	283
DESOTO MEMORIAL HOSPITAL CLINICAL LABORATORY	2	198	75	27%	275
NEW YORK STATE ELR - LENCO MEDICAL LABORATORY		262	12	4%	274
ECCOLAB GROUP	1	73	199	73%	273
NEW YORK STATE ELR - NYU HOSPITALS CENTER CLINICAL LABORATORIES		262	11	4%	273
MARTIN MEMORIAL LABORATORY AT ST LUCIE WEST		233	35	13%	268
UAB HIGHLANDS LABORATORY		261	2	1%	263
NEW YORK STATE ELR - DEPARTMENT OF CLINICAL LABS		252	4	2%	256
PHYSICIANS STAT LAB		133	116	47%	249

COVID-19: testing by laboratory

Data through Jul 24, 2020 verified as of Jul 25, 2020 at 09:25 AM

Data in this report are provisional and subject to change.

The numbers in the table below represent the number for whom test results were received by the Department of Health. A person can be tested by more than one laboratory and can have both positive and negative results. **Therefore, the sum of the numbers in each column will be larger than the total number of people tested.**

Reporting lab	Inconclusive	Negative	Positive	Percent positive	Total
Assurance Scientific Laboratories		192	57	23%	249
LABCORP		26	220	89%	246
MINUTECLINIC LLC #3703		206	31	13%	237
MAKO GENOMICS		218	11	5%	229
GENESIS REFERENCE LABORATORIES		1	226	100%	227
FLO-MEDILAB SERVICES		80	144	64%	224
THERADOC		150	68	31%	218
LAB CORP	1	68	146	68%	215
EXPRESS GENE MOLECULAR DIAGNOSTIC LABORATORY		2	213	99%	215
NORTH FLORIDA PEDIATRICS-TALLAHASSEE		195	18	8%	213
NCF DIAGNOSTICS & DNA TECHNOLOGIES	10	14	186	89%	210
MEDSCAN LABORATORY INC		136	74	35%	210
JAY HOSPITAL CLINICAL LABORATORY		167	39	19%	206
CORE DIAGNOSTIC LABORATORIES LLC		174	30	15%	204
MILLENNIUM PATHOLOGY			189	100%	189
HENDRY REGIONAL MEDICAL CENTER		2	186	99%	188
VAMC WEST PALM LAB			182	100%	182
BAPTIST MD ANDERSON CANCER CENTER		182			182
AVECINA MEDICAL OAKLEAF		33	145	81%	178
ADVENTHEALTH LAB			176	100%	176
ST CLOUD REGIONAL MEDICAL CENTER		126	46	27%	172
CURATIVE LABS		4	164	98%	168
BIOCERNA LLC	8	113	45	27%	166
TENNESSEE DOH - NASHVILLE	1	150	14	8%	165
PATHGROUP LABS LLC		90	71	44%	161
GENESIS MEDICAL LABORATORY MIAMI FL.		78	82	51%	160
UNKNOWN		11	148	93%	159
HOLMES REGIONAL MEDICAL CENTER		3	153	98%	156
HOLY CROSS HOSPITAL LABORATORY			155	100%	155
ORLANDO VETERANS AFFAIRS MEDICAL CENTER		32	122	79%	154
FLORIDA LABORATORY ANALYSIS		27	124	82%	151
SUNRISE MEDICAL LABORATORIES		111	36	24%	147
SMA SPECIALITY MEDICAL LAB		53	94	64%	147
ORLANDO VAMC		79	68	46%	147
SANFORD REFERENCE LAB		145			145
LABCORP TAMPA	1	16	127	88%	144
NCH HEALTHCARE BONITA		96	46	32%	142
ASCEND CLINICAL		138	3	2%	141
NEW YORK STATE ELR - NEW YORK PRESBYTERIAN HOSPITAL CUMC CLINICAL		128	13	9%	141
AKESOGEN		127	10	7%	137
BAY PINES VAMC CLINICAL LABORATORY		2	133	99%	135
FLORIDA HOSPITAL WAUCHULA		68	66	49%	134
FLAGLER HOSPITAL	3	15	114	86%	132
MEMPHIS PATHOLOGY LABORATORY	1	124	5	4%	130
BMHSI-AEL MICROBIOLOGY LABORATORY	2	102	24	19%	128
LABTECH DIAGNOSTIC		83	43	34%	126
JAMES A. HALEY VETERANS MICRO LAB			125	100%	125

COVID-19: testing by laboratory

Data through Jul 24, 2020 verified as of Jul 25, 2020 at 09:25 AM

Data in this report are provisional and subject to change.

The numbers in the table below represent the number for whom test results were received by the Department of Health. A person can be tested by more than one laboratory and can have both positive and negative results. **Therefore, the sum of the numbers in each column will be larger than the total number of people tested.**

Reporting lab	Inconclusive	Negative	Positive	Percent positive	Total
UAB UNIVERSITY OF ALABAMA HOSPITAL LAB		121	3	2%	124
NEW YORK STATE ELR - MOUNT SINAI LABORATORY		116	8	6%	124
NEO GENOMICS - FORT MYERS		119	3	2%	122
BUREAU OF CLINICAL LABORATORIES		103	19	16%	122
QUALITOX LABORATORIES		96	26	21%	122
NONA SCIENTIFIC			121	100%	121
MILLENNIUM PATHOLOGY/MICROBIOLOGY LABORATORY			120	100%	120
NEW YORK STATE ELR - NEW YORK HOSPITAL LABORATORIES		114	5	4%	119
NITE LITE PEDIATRICS		70	48	41%	118
LEHIGH REGIONAL MEDICAL CENTER LAB		103	12	10%	115
PALM BEACH COUNTY HEALTH DEPT LAB		112	2	2%	114
ALLIED HEALTH FORT PIERCE		112			112
INTEGRATED REGIONAL LABORATORIES		99	11	10%	110
GESSLER CLINIC			108	100%	108
AVECINA MEDICAL SOUTHSIDE		39	68	64%	107
ASAP LAB LLC		90	17	16%	107
VETERANS AFFAIRS MEDICAL CENTER LAB		1	105	99%	106
MEDARBOR DIAGNOSTICS		1	104	99%	105
MILLENNIUM LAB SERVICES			105	100%	105
CENTRA CARE		1	98	99%	99
MOLECULAR INFECTIOUS DISEASES		96	3	3%	99
TEMPUS CLINICAL LABORATORY		85	13	13%	98
MEDICAL DIAGNOSTICS LABORATORIES,INC		16	82	84%	98
STEWART REFERENCE LABORATORY			97	100%	97
NEW YORK STATE ELR - ENZO CLINICAL LABS INC		94	1	1%	95
ADVENT HEALTH DAYTONA		1	93	99%	94
IRL MARKET LAB		60	34	36%	94
DIAGNOSTIC SOLUTIONS		3	90	97%	93
ROSEN MEDICAL CENTER		86	7	8%	93
SPARROW HEALTHCARE		1	92	99%	93
USAFSAM/PHE		23	69	75%	92
WUESTHOFF REF LABORATORY			89	100%	89
ACUTIS DIAGNOSTICS	1	72	15	17%	88
CURATIVE LABS INC		12	75	86%	87
GENETWORKX		15	72	83%	87
MICROGEN DX		1	85	99%	86
FLORIDA HOSPITAL HEARTLAND MED CTR LAKE PLACID		62	22	26%	84
MARTIN MEMORIAL MEDICAL CENTER LAB		12	70	85%	82
UR MEDICINE LABS- CENTRAL LABORATORY		79	1	1%	80
AVECINA MEDICAL JULINGTON		6	74	93%	80
VAMC BAY PINES		1	77	99%	78
CENTRACARE		1	75	99%	76
UNITED CLINICAL LABORATORY LLC		2	74	97%	76
ST JUDE CHILDREN'S RESEARCH HOSPITAL		68	8	11%	76
SANTA ROSA MEDICAL CENTER			74	100%	74
BAPTIST HEALTH SOUTH FLORIDA		4	69	95%	73
C.W. BILL YOUNG VA MEDICAL CENTER		3	70	96%	73

COVID-19: testing by laboratory

Data through Jul 24, 2020 verified as of Jul 25, 2020 at 09:25 AM

Data in this report are provisional and subject to change.

The numbers in the table below represent the number for whom test results were received by the Department of Health. A person can be tested by more than one laboratory and can have both positive and negative results. **Therefore, the sum of the numbers in each column will be larger than the total number of people tested.**

Reporting lab	Inconclusive	Negative	Positive	Percent positive	Total
FLORIDA COMMUNITY HEALTH CENTERS INC			72	100%	72
MAYO CLINIC LABS - ROCHESTER MAIN CAMPUS		71	1	1%	72
Highlands Regional Hospital		63	6	9%	69
CENTRAL FLORIDA HEALTH CARE		46	21	31%	67
QPS, LLC		66	1	1%	67
REAL DIAGNOSTIC	1	40	24	37%	65
LEON MEDICAL CENTER		1	62	98%	63
DAVITA LABORATORY SERVICES		48	14	23%	62
AEL- MEMPHIS		17	44	72%	61
LABCORP BURLINGTON (LPP)		12	49	80%	61
AVERO DIAGNOSTICS		46	14	23%	60
HOLY CROSS HOSPITAL		1	59	98%	60
FAST TRACK URGENT CARE CENTER			60	100%	60
INTERCOASTAL MEDICAL GROUP			58	100%	58
MAVERICK LABS			58	100%	58
FINLAY CLINICAL LABORATORY		24	34	59%	58
VAMC LAKE CITY		51	7	12%	58
GENE BY GENE			55	100%	55
AMELIA URGENT CARE			54	100%	54
NAVY HOSPITAL			53	100%	53
BROWARD HEALTH MEDICAL CENTER		1	52	98%	53
FLORIDA WOMAN CARE LABORATORY LLC		43	9	17%	52
ORLANDO VA PALMS		2	50	96%	52
HOSPITAL FOR SPECIAL SURGERY		51	1	2%	52
NEW YORK STATE ELR - WADSWORTH HEALTH CENTER		49	3	6%	52
SARASOTA CO. HEALTH DEPT # 58		40	11	22%	51
HEALTH FIRST-HOLMES REGIONAL			50	100%	50
P4 DIAGNOSTIX LABORATORY NETWORK		1	48	98%	49
MILLENIUM PHYSICIANS GROUP			49	100%	49
PRIVA PATH LABS			49	100%	49
TOM LEE COMMUNITY HEALTH CENTER			48	100%	48
ARTHREX MEDICAL CENTER		27	20	43%	47
FULGENT DIAGNOSTICS	3	38	6	13%	47
HURLBURT FIELD CLINIC		23	23	50%	46
H LEE MOFFITT CANCER CENTER MICRO		46			46
VHA PUBLIC HEALTH REFERENCE LABORATORY- PALO ALTO		27	19	41%	46
BIOREFERENCE LABORATORY		1	44	98%	45
VAMC GAINESVILLE		2	41	95%	43
NEW YORK STATE ELR - EMPIRECITY LABORATORIES		36	6	14%	42
QUEST TAMPA (NEW YORK ELR)		32	9	22%	41
BAYCARE LAB		1	40	98%	41
SACRED HEART HOSPITAL ON THE GULF		19	22	54%	41
ADVENTHEALTH CENTRA CARE OVIEDO		19	21	53%	40
INTEGRITY LABORATORIES			39	100%	39
FLORIDA HOSPITAL NEW SMYRNA		4	35	90%	39
BAYCARE HEALTH SYSTEM		1	38	97%	39
PHAROS HEALTH		2	37	95%	39

COVID-19: testing by laboratory

Data through Jul 24, 2020 verified as of Jul 25, 2020 at 09:25 AM

Data in this report are provisional and subject to change.

The numbers in the table below represent the number for whom test results were received by the Department of Health. A person can be tested by more than one laboratory and can have both positive and negative results. **Therefore, the sum of the numbers in each column will be larger than the total number of people tested.**

Reporting lab	Inconclusive	Negative	Positive	Percent positive	Total
DYNAMIC MEDICAL USA			39	100%	39
EGLIN REGIONAL MEDICAL CENTER		4	35	90%	39
FISHERMENS HOSPITAL CLINICAL LAB		37	2	5%	39
MORTON PLANT HOSPITAL			38	100%	38
RCA LABORATORY SERVICES, LLC		8	30	79%	38
DEPARTMENT OF VETERANS AFFAIRS JAMES A. HALEY VETERANS HOSPITAL			38	100%	38
PROVIDENCE HOSPITAL LABORATORY		36	1	3%	37
SMA MEDICAL LABORATORY		8	29	78%	37
ST. CLOUD MEDICAL GROUP		35			35
IRL		4	31	89%	35
CLINICAL REFERENCE LABORATORY		31	4	11%	35
MID-FLORIDA PATHOLOGY		15	19	56%	34
FLORIDA CLINICAL LABORATORY-BIOREFERENCE LABORATORIES		2	32	94%	34
NEW YORK STATE ELR - KALEIDA HEALTH CENTER FOR LABORATORY		29	4	12%	33
SOLARIS DIAGNOSTICS		2	31	94%	33
LAB CORP RTP	1	2	30	91%	33
VA MEDICAL CENTER		7	26	79%	33
325TH MEDICAL GROUP			32	100%	32
USA HEALTH UNIVERSITY HOSPITAL CLINICAL LABORATORY		32			32
REFUAH HEALTH CENTER LABORATORY		32			32
TALLAHASSEE PRIMARY CARE ASSOCIATES		28	3	10%	31
QUEST DIAGNOSTICS-VERO BEACH-37TH ST		31			31
DESOTO MEMORIAL HOSPITAL LAB			31	100%	31
BAYFRONT HEALTH BROOKSVILLE			31	100%	31
NEW YORK STATE ELR - MONTEFIORE MEDICAL CENTER LABORATORIES - MOSES		25	6	19%	31
GENPATH			31	100%	31
BioReference Laboratories, Inc		21	10	32%	31
BAYFRONT HEALTH ER PINELLAS PARK		16	14	47%	30
MEDICAL DIAGNOSTIC LAB		1	29	97%	30
EAST MANATEE FAMILY	1		29	97%	30
ALLSOUTH URGENT CARE			30	100%	30
CAREMOUNT MEDICAL - PATHOLOGY		30			30
LAB CORP TAMPA			30	100%	30
FAWCETT MEMORIAL HOSPITAL-LAB		1	28	97%	29
SOUTH LAKE HOSPITAL		1	27	96%	28
MORTON PLANT HOSPITAL/LAB		1	27	96%	28
PREMIER MEDICAL LABORATORY SERVICES			28	100%	28
ALL CHILDREN'S HOSPITAL LAB		1	27	96%	28
MOBILE INFIRMARY MED CENTER PATH LAB		26	2	7%	28
UNKNOWN - BAD FACILITY CODE		2	26	93%	28
EXPERTUS LABORATORIES INC		9	18	67%	27
AVELLINO LAB USA, INC		25	2	7%	27
ST VINCENT'S BIRMINGHAM LABORATORY		27			27
TRADITION MEDICAL CENTER LABORATORY		7	20	74%	27
NAVAL HOSPITAL - JACKSONVILLE		1	26	96%	27
P4CLINICAL	3	1	23	85%	27
FINLAY CLINICAL LABORATORY INC		26	1	4%	27

COVID-19: testing by laboratory

Data through Jul 24, 2020 verified as of Jul 25, 2020 at 09:25 AM

Data in this report are provisional and subject to change.

The numbers in the table below represent the number for whom test results were received by the Department of Health. A person can be tested by more than one laboratory and can have both positive and negative results. **Therefore, the sum of the numbers in each column will be larger than the total number of people tested.**

Reporting lab	Inconclusive	Negative	Positive	Percent positive	Total
HUNTSVILLE HOSPITAL LABORATORY		20	6	23%	26
CLINICAL RESEARCH SEQUENCING PLATFORM			26	100%	26
AMERICAN PATHOLOGY PARTNERS		25	1	4%	26
GULF COAST MOLECULAR LABORATORIES		13	13	50%	26
SEBASTIAN RIVER MEDICAL CENTER		7	19	73%	26
LABFIRST - DEPARTMENT OF PATHOLOGY		26			26
CDC		17	9	35%	26
INTERLAB		1	25	96%	26
Quest Diag Unspecifd		4	21	84%	25
CAPITAL REGIONAL MEDICAL CENTER		1	24	96%	25
TAMPA GENERAL HOSPITAL CLINICAL LAB			25	100%	25
ADVENT HEALTH CENTRA CARE: WATERFORD LAKES			25	100%	25
QUEST DIAGNOSTIC INC		2	23	92%	25
SUNCOAST LABS			25	100%	25
AMERICAN RESEARCH LABS		1	23	96%	24
LABCORP BIRMINGHAM		4	20	83%	24
ACCU REFERENCE MEDICAL LAB			24	100%	24
NEW YORK STATE ELR - WHITE PLAINS HOSPITAL CENTER LAB		24			24
QDX PATHOLOGY SERVICES		14	10	42%	24
ORLANDO REGIONAL MEDICAL CENTER		1	23	96%	24
MY CLINICAL LAB			24	100%	24
FULGENT GENETICS	1	9	14	58%	24
ST JOSEPHS CHILDRENS OUTREACH			24	100%	24
AMELIA EXPRESS CARE			24	100%	24
LABORATORY CORP OF AMERICA	1	4	18	78%	23
LABORATORY DYNAMICS		20	3	13%	23
HEALTH FIRST-PALM BAY			23	100%	23
NEW YORK STATE ELR - STONY BROOK UNIVERSITY MEDICAL CENTER		20	3	13%	23
PENNSYLVANIA DEPT OF HEALTH		19	3	14%	22
US BIOTEK LABORATORIES			22	100%	22
CHILDREN'S HOSPITAL OF ALABAMA		22			22
GENESIS LABORATORY MANAGEMENT			22	100%	22
JACKSON MEMORIAL HOSPITAL		1	21	95%	22
ST. ANTHONY'S HOSPITAL			22	100%	22
POPLAR HEALTHCARE PLLC	1	10	10	48%	21
PATRICK AIR FORCE BASE		1	20	95%	21
NEW YORK STATE ELR - QUEST DIAGNOSTICS NICHOLS		19	2	10%	21
GARCIA CLINICAL LABORATORY		1	20	95%	21
BAYFRONT		19	2	10%	21
QUEST DIAGNOSTICS INC.			21	100%	21
MACDILL AIRFORCE BASE MICRO		18	3	14%	21
NEW YORK STATE ELR - NEWYORK-PRESBYTERIAN/QUEENS DIAGNOSTIC LAB		20	1	5%	21
BROWARD HEALTH CORAL SPRINGS EPIDEMIOLOGY DEPT			20	100%	20
MIAMI VAMC			20	100%	20
QUEST DIAGNOSTICS NICHOLS INSTITUTE- LPP		3	17	85%	20
ST. MARY'S MEDICAL CENTER LAB			20	100%	20

COVID-19: testing by laboratory

Data through Jul 24, 2020 verified as of Jul 25, 2020 at 09:25 AM

Data in this report are provisional and subject to change.

The numbers in the table below represent the number for whom test results were received by the Department of Health. A person can be tested by more than one laboratory and can have both positive and negative results. **Therefore, the sum of the numbers in each column will be larger than the total number of people tested.**

Reporting lab	Inconclusive	Negative	Positive	Percent positive	Total
ST. CLOUD HOSPITAL		20			20
CAPE CANAVERAL HOSPITAL			20	100%	20
NEW PLANT CITY FAMILY CARE			20	100%	20
MIAMI BEACH COMMUNITY HEALTH CENTER			20	100%	20
NEW YORK STATE ELR - CATHOLIC HEALTH SYSTEM DEPT LABORATORY		19			19
ADVENT HEALTH FISH MEMORIAL		2	17	89%	19
PACIFIC ANALYTICS			19	100%	19
MED HEALTH SERVICES		18	1	5%	19
SANFORD LABORATORIES		19			19
LABORATORY SPECIALISTS OF MICHIGAN			19	100%	19
KENDALL REGIONAL MEDICAL CENTER LAB			19	100%	19
ASSOCIATED CLINICAL LABORATORIES		18	1	5%	19
VA		15	4	21%	19
INTEGRATED REGIONAL LABORATORIES - LARGO			19	100%	19
GRAVITY DIAGNOSTICS		12	7	37%	19
STONE WASH CLINICAL LABORATORIES		2	16	89%	18
ARUP		4	13	76%	17
CLEVELAND CLINIC FOUNDATION		9	8	47%	17
WATSON CLINIC LLP SOUTH			17	100%	17
ST. JOSEPH HOSPITAL LAB			17	100%	17
MIAMI VA HEALTHCARE SYSTEM			17	100%	17
UNIVERSITY HEALTH SYSTEM INC		15	2	12%	17
MADISON CORE LABORATORIES		15	1	6%	16
PALO ALTO VA MEDICAL CENTER		1	15	94%	16
CITRUS MEMORIAL HEALTH SYSTEM LAB		1	15	94%	16
VIERA HOSPITAL			16	100%	16
ALL CHILDREN'S HOSPITAL/LAB			16	100%	16
NEW YORK STATE ELR - BROOKDALE UNIVERSITY HOSPITAL		16			16
TGH		1	15	94%	16
PATHGROUP LABS			16	100%	16
PARRISH MEDICAL CENTER		1	15	94%	16
CORE DIAGNOSTIC LABORATORIES			16	100%	16
GENESIS DIAGNOSTICS			15	100%	15
UNITED CLINICAL LABS			15	100%	15
SEVEN RIVERS REGIONAL MEDICAL CENTER		4	11	73%	15
IPSUM DIAGNOSTICS			15	100%	15
LABCORP INC		2	13	87%	15
PALM BAY HOSPITAL		1	14	93%	15
PHYSICIANS REGIONAL HEALTHCARE SYSTEM			15	100%	15
NXGEN MDX		11	4	27%	15
CENTRA CARE CONWAY			15	100%	15
DOCTORS MEMORIAL HOSPITAL		7	8	53%	15
FLORIDA DEPARTMENT OF HEALTH		10	5	33%	15
DIATHERIX		13	2	13%	15
QUESTDIAGNOSTICS INCORPORATED		1	14	93%	15
NEW YORK STATE ELR - WILSON MEMORIAL REGIONAL MEDICAL CENTER		14	1	7%	15
TIDE LABORATORIES		4	10	71%	14

COVID-19: testing by laboratory

Data through Jul 24, 2020 verified as of Jul 25, 2020 at 09:25 AM

Data in this report are provisional and subject to change.

The numbers in the table below represent the number for whom test results were received by the Department of Health. A person can be tested by more than one laboratory and can have both positive and negative results. **Therefore, the sum of the numbers in each column will be larger than the total number of people tested.**

Reporting lab	Inconclusive	Negative	Positive	Percent positive	Total
LAB PLUS, LLC AT SAINT THOMAS WEST HOSPITAL		11	3	21%	14
ARCPPOINT LABS OF TAMPA			14	100%	14
NEW YORK STATE ELR - WESTCHESTER MEDICAL CENTER		14			14
QUEST DIAGNOSTICS INCORPORATED			14	100%	14
LECONTE MEDICAL CENTER LAB		11	3	21%	14
NEW YORK STATE ELR - UNIVERSITY HOSPITAL, STONY BROOK SOUTHAMPTON		14			14
HEALTH CENTRAL HOSPITAL			14	100%	14
QUEST DIAGNOSTICS NICHOLS INSTITUTE - SJC (LPP)		10	4	29%	14
SUNTREE INTERNAL MEDICINE		14			14
HEALTHLINK DIAGNOSTIC LABORATORIES		1	12	92%	13
MILLENNIUM PHYSICIAN GROUP LCC			13	100%	13
XERA MED RESEARCH			13	100%	13
MEDCOMP SCIENCES			13	100%	13
ST. JOSEPHS HOSPITAL			13	100%	13
JACKSON HEALTH SYSTEM			13	100%	13
PARK WEST MEDICAL CENTER		11	1	8%	12
ADVANCED URGENT CARE		10	2	17%	12
NORTH SHORE UNIVERSITY HOSPITAL LABORATORY		11	1	8%	12
PROTEUS MOLECULAR AND CLINICAL LAB		8	4	33%	12
FLORIDA DEPT OF HEALTH		4	8	67%	12
BIO-REFERENCE LABORATORIES			12	100%	12
OUT OF STATE		12			12
NEW YORK STATE ELR - QUEST DIAGNOSTICS INCORPORATED		9	3	25%	12
BAY MEDICAL CENTER SACRED HEART HEALTH SYSTEM			12	100%	12
NEW YORK STATE ELR - LENOX HILL HOSPITAL		11	1	8%	12
SHORELINE PHYSICIAN GROUP			12	100%	12
BROWARD DIALYSIS			12	100%	12
DEPARTMENT OF VETERANS AFFAIRS MEDICAL CENTER			12	100%	12
SELECT LABORATORIES MARION COUNTY, LLC.			12	100%	12
ST FRANCIS HOSPITAL		9	3	25%	12
BAPTIST SOUTH MEDICAL CENTER		2	10	83%	12
DOH		1	11	92%	12
WHITE WILSON MEDICAL CENTER CLINIC			12	100%	12
TOTAL RENAL LABORATORIES INC		7	5	42%	12
CLARITY LAB SOLUTIONS		3	8	73%	11
FLORIDA COMMUNITY HEALTH CENTER OF ST. LUCIE			11	100%	11
LAB INTERMARKET FACILITY LAB			11	100%	11
GRAVITY DIAGNOSTICS, LLC		3	8	73%	11
DELRAY MEDICAL CENTER LAB			11	100%	11
MOLECULAR TESTING LABS			11	100%	11
INDIAN RIVER MEDICAL CENTER		11			11
MOFFITT CANCER CENTER		9	2	18%	11
NEW YORK STATE ELR - ROCHESTER GENERAL HOSPITAL LABORATORY		10	1	9%	11
SMA LAB		3	8	73%	11
SUNQUEST		2	9	82%	11
AMERICAN ESOTERIC LABORATORIES			11	100%	11
MEDICAL LABORATORY DIAGNOSTICS			10	100%	10

COVID-19: testing by laboratory

Data through Jul 24, 2020 verified as of Jul 25, 2020 at 09:25 AM

Data in this report are provisional and subject to change.

The numbers in the table below represent the number for whom test results were received by the Department of Health. A person can be tested by more than one laboratory and can have both positive and negative results. **Therefore, the sum of the numbers in each column will be larger than the total number of people tested.**

Reporting lab	Inconclusive	Negative	Positive	Percent positive	Total
BROWARD HEALTH CARE			10	100%	10
LABCORP - CLEARWATER		3	7	70%	10
SELECT REFERENCE LABORATORIES, LLC			10	100%	10
DIAGNOSTIC LABORATORY OF OKLAHOMA		10			10
LABCORP - MIAMI		4	6	60%	10
EMERGENCY PHYSICIANS MEDICAL CENTER			10	100%	10
LAKE BALDWIN CBOC		9	1	10%	10
MACDILL AFB HOSPITAL		4	6	60%	10
MED ARBOR			10	100%	10
BAPTIST CLAY			10	100%	10
NEW JERSEY DEPARTMENT OF HEALTH COMMUNICABLE DISEASE SERVICE		3	7	70%	10
NIGHT LITE PEDIATRICS URGENT CARE			10	100%	10
BAYCARE OUTREACH LABORATORY SERVICES		1	9	90%	10
CAYUGA MEDICAL CENTER AT ITHACA		9	1	10%	10
PARKWEST MEDICAL CENTER		9	1	10%	10
FIRST CHOICE URGENT CARE			10	100%	10
ESCAMBIA COMMUNITY CLINIC			10	100%	10
CBS LABORATORY		1	8	89%	9
MICHIGAN DEPARTMENT OF HEALTH AND HUMAN SERVICES			9	100%	9
HEALTH FIRST-VIERA HOSPITAL			9	100%	9
VAMC			9	100%	9
QUEST INFECTIOUS DISEASE	1	4	4	44%	9
VENICE REGIONAL MEDICAL CENTER			9	100%	9
UPMC CHAUTAUQUA AT WCA LABORATORY		9			9
WUESTHOFF MEDICAL CENTER-MELBOURNE			9	100%	9
WESTPAC LABS			9	100%	9
UVMMC MICROBIOLOGY		9			9
CORE LABORATORY		1	8	89%	9
THE COMMONWEALTH OF MASSACHUSETTS			8	100%	8
NORTH OKALOOSA MEDICAL CENTER			8	100%	8
DOCTOR'S MEMORIAL HOSPITAL			8	100%	8
VENICE REGIONAL MEDICAL LAB SERVICES			8	100%	8
MINUTE CLINIC INCORPORATE		7	1	13%	8
JACKSON NORTH MEDICAL CENTER		1	7	88%	8
ST VINCENTS MEDICAL CENTER RIVERSIDE NURSING			8	100%	8
MAYO CLINIC DEPT OF LAB MED PATHOLOGY			8	100%	8
BIO REFERNCE LABORATORIES		3	5	63%	8
DOCTOR'S IN HOUSE LAB			8	100%	8
SPORTS DRUG TESTING LABORATORY			8	100%	8
NORTH CAROLINA DEPARTMENT OF HEALTH & HUMAN SERVICES			8	100%	8
CENTRA CARE – SAND LAKE			8	100%	8
UMHC/SYLVESTER AT KENDALL		1	7	88%	8
NEW YORK STATE ELR - BRONX LEBANON HOSPITAL-MEDICAL CENTER		7	1	13%	8
STATE LAB		1	7	88%	8
NEW YORK STATE ELR - CATHOLIC HEALTH SERVICES REGIONAL LABORATORY		6	2	25%	8
ST JOSEPH'S HEALTHLINE		1	7	88%	8
RDX BIOSCIENCE,			8	100%	8

COVID-19: testing by laboratory

Data through Jul 24, 2020 verified as of Jul 25, 2020 at 09:25 AM

Data in this report are provisional and subject to change.

The numbers in the table below represent the number for whom test results were received by the Department of Health. A person can be tested by more than one laboratory and can have both positive and negative results. **Therefore, the sum of the numbers in each column will be larger than the total number of people tested.**

Reporting lab	Inconclusive	Negative	Positive	Percent positive	Total
HEALTH FIRST CAPE CANAVERAL HOSPITAL			8	100%	8
EAST ALABAMA MEDICAL CENTER LABORATORY		6	2	25%	8
CONSOLIDATED LAB SERVICES		8			8
BAYFRONT HEALTH SPRING HILL			8	100%	8
DEVANSH LAB WERKS INC		6	2	25%	8
GENEUS DIAGNOSTICS			8	100%	8
PRIDE DIAGNOSTICS		7	1	13%	8
ST JOSEPHS HOSPITAL			8	100%	8
ST MARY'S MEDICAL CENTER		1	7	88%	8
NEW YORK STATE ELR - JAMES J PETERS VA MEDICAL CENTER		5	2	29%	7
Diatherix Laboratories, LLC		1	6	86%	7
CLINICAL PATHOLOGY LABORATORIES, INC.			7	100%	7
NEW YORK STATE ELR - GOOD SAMARITAN HOSPITAL LABORATORY		7			7
DYNAMIC DNA LAB			7	100%	7
NEW YORK STATE ELR - ST PETER'S BENDER LABORATORY		7			7
ST CATHERINE OF SIENA HOSPITAL		7			7
WATSON CLINIC LLP MAIN			7	100%	7
BOCA BIOLISTICS REFERENCE LABORATORY			7	100%	7
NORTHWELL HEALTH PLAINVIEW HOSPITAL LABORATORY		5	2	29%	7
SOUTHEAST FAMILY HEALTHCARE CENTER			7	100%	7
SYLVESTER AT PLANTATION LABORATORY		6	1	14%	7
SOUTHEAST ALABAMA MEDICAL CENTER			7	100%	7
NO NAME		5	2	29%	7
AMERICAN HEALTH ASSOCIATES OF TAMPA			7	100%	7
NEW YORK STATE ELR - SARATOGA HOSPITAL LABORATORY		7			7
NORTH BAY HOSPITAL			7	100%	7
ORMOND BEACH CENTRA CARE			7	100%	7
FLORIDA DEPARTMENT OF HEALTH IN LAKE COUNTY		3	4	57%	7
PRATTVILLE BAPTIST HOSPITAL		6	1	14%	7
LONGLEAF DIAGNOSTIC LABORATORIES		2	5	71%	7
NEW YORK STATE ELR - ERIE COUNTY MEDICAL CTR CLINICAL LABS		7			7
PROMEDICA LABORITORIES		7			7
WOLFSON CHILDREN'S HOSPITAL			7	100%	7
BIOFIRE			6	100%	6
ROCKLEDGE			6	100%	6
PERSONALIZED GENETIC TESTING			6	100%	6
ARCHBOLD MEMORIAL HOSPITAL/LAB		3	3	50%	6
CONNECTICUT DEPARTMENT OF HEALTH		5	1	17%	6
SACRED HEART HEALTH SYSTEM			6	100%	6
ARCPOINT LABS OF WEST PALM BEACH			6	100%	6
HIGHLANDS MEDICAL CENTER		6			6
CLEVELAND CLINIC			6	100%	6
HUNTINGTON HOSPITAL LABORATORY		5	1	17%	6
NEW YORK STATE ELR - JAMAICA HOSPITAL MEDICAL CENTER		6			6
ST JOSEPH HOSPITAL		5	1	17%	6
LEE MEMORIAL LAB GULF COAST			6	100%	6
ADVENTHEALTH CENTRA CARE ORMOND BEACH			6	100%	6

COVID-19: testing by laboratory

Data through Jul 24, 2020 verified as of Jul 25, 2020 at 09:25 AM

Data in this report are provisional and subject to change.

The numbers in the table below represent the number for whom test results were received by the Department of Health. A person can be tested by more than one laboratory and can have both positive and negative results. **Therefore, the sum of the numbers in each column will be larger than the total number of people tested.**

Reporting lab	Inconclusive	Negative	Positive	Percent positive	Total
PATHOGENIUS LABORATORIES		2	4	67%	6
MICHIGAN DEPARTMENT OF COMMUNITY HEALTH		1	5	83%	6
CANTON-POTSDAM HOSPITAL LABORATORY		6			6
POARCH BANC CREEK INDIANS TRIBAL HEALTH DEPARTMENT			6	100%	6
SOUTH SEMINOLE HOSPITAL		1	5	83%	6
FLORIDA MEDICAL CLINIC			6	100%	6
TRUE HEALTH DIAGNOSTICS		1	5	83%	6
BAYCARE LABORATORIES			6	100%	6
LEE COUNTY HEALTH DEPARTMENT		4	2	33%	6
ST. JOSEPH'S HOSPITAL LAB			6	100%	6
PENSACOLA PEDIATRICS			6	100%	6
NEW YORK STATE ELR - LOURDES HOSPITAL INC		6			6
UPMC HEALTH SYSTEM		4	1	20%	5
XRL SXF REF LAB		5			5
AMELIA MEDICAL CARE			5	100%	5
JEFFERY WEINZWEIG			5	100%	5
ST ELIZABETH MEDICAL CENTER LABORATORY		5			5
ST VINCENT'S EAST LABORATORY		5			5
BAYONET POINT MEDICAL CENTER			5	100%	5
BAY PINES VA		1	4	80%	5
JFK MEDICAL CENTER NORTH LAB			5	100%	5
NEW YORK STATE ELR - LABORATORY ALLIANCE OF CENTRAL NEW		5			5
ARNOT OGDEN MEDICAL CENTER LABORATORY		5			5
UNIVERSITY HOSPITAL - STONY BROOK EASTERN		5			5
ST ANTHONY NORTH			5	100%	5
BROOKWOOD BAPTIST MEDICAL CENTER		5			5
LABCORP - NAPLES			5	100%	5
SPECIALITY LABORATORIES,INC		4	1	20%	5
FRANCES WARDE MEDICAL LABORATORY		2	3	60%	5
TAMIAMI LAB MILLENNIUM			5	100%	5
LABCORP BURLINGTON CYTO		4	1	20%	5
FLOWERS HOSPITAL		1	4	80%	5
THE VILLAGES CLINICAL LAB		4	1	20%	5
MINUTECLINIC DIAGNOSTIC OF RHODE ISLAND, LLC #729		4	1	20%	5
NEW YORK STATE ELR - HUDSON VALLEY HOSPITAL CENTER LABORATORY		4	1	20%	5
MONTEFIORE NEW ROCHELLE HOSPITAL		5			5
MAGNOLIA DIAGNOSTIC			5	100%	5
SHELBY COUNTY HEALTH CARE CORPORATION		3	2	40%	5
PRECISION HEALTH SOLUTIONS LAB			5	100%	5
PALM BEACH PATHOLOGY		4	1	20%	5
AEL KNOXVILLE			5	100%	5
NEW YORK PRESBYTERIAN - ALLEN HOSPITAL		5			5
HEALTHMARK REGIONAL HOSPITAL LAB		2	3	60%	5
BROWARD COUNTY HEALTH DEPT.			5	100%	5
CREATIVE TESTING SOLUTIONS			5	100%	5
BIOTECH			5	100%	5
DOH JACKSONVILLE CENTRAL LABORATORY		3	2	40%	5

COVID-19: testing by laboratory

Data through Jul 24, 2020 verified as of Jul 25, 2020 at 09:25 AM

Data in this report are provisional and subject to change.

The numbers in the table below represent the number for whom test results were received by the Department of Health. A person can be tested by more than one laboratory and can have both positive and negative results. **Therefore, the sum of the numbers in each column will be larger than the total number of people tested.**

Reporting lab	Inconclusive	Negative	Positive	Percent positive	Total
TYNDALL AFB			5	100%	5
BOCA RATON REGIONAL HOSPITAL LAB			5	100%	5
NEW YORK STATE ELR - VASSAR BROTHERS MEDICAL CENTER LABORATORY		5			5
CHILDREN'S HOSPITAL OF PHILADELPHIA		5			5
PECONIC BAY MEDICAL CENTER LABORATORY		3	1	25%	4
MISSOURI DEPARTMENT OF HEALTH AND SENIOR SERVICES			4	100%	4
OKLAHOMA STATE UNIVERSITY DIAGNOSTIC LAB			4	100%	4
DTR LABS		3	1	25%	4
BOND CLINIC			4	100%	4
LINCOLN MEDICAL AND MENTAL HEALTH CENTER		4			4
COLORADO DEPARTMENT OF PUBLIC HEALTH AND ENVIRONMENT			4	100%	4
WUESTHOFF MEMORIAL HOSPITAL			4	100%	4
LAKE CITY VETERANS HOSPITAL			4	100%	4
DCH REGIONAL MEDICAL CENTER LABORATORY		4			4
STATEN ISLAND UNIVERSITY HOSPITAL-POUCH		4			4
TRUGENX			4	100%	4
THE CENTER FOR URGENT CARE		3	1	25%	4
COVENIENT CARE MEDICAL CLINIC			4	100%	4
COMMUNITY HEALTH OF SOUTH FLORIDA			4	100%	4
PRECISION LABS LLC		1	3	75%	4
LAKELAND REGIONAL HEALTH			4	100%	4
DAVITA LABORATORY		4			4
MAYO CLINIC LABS - ROCHESTER SUPERIOR DRIVE			4	100%	4
MEDLOGIC, LLC		1	3	75%	4
NEW YORK STATE ELR - BROOKLYN HOSPITAL CENTER DOWNTOWN CAMPUS		4			4
INTERMARKET FACILITY			4	100%	4
PEDIATRIC HEALTH CARE ALLIANCE			4	100%	4
LAB CORP OF AMERICA		1	3	75%	4
NEW YORK STATE ELR - NORTH CENTRAL BRONX HOSP		4			4
NEW YORK STATE ELR - SOUTHSIDE HOSPITAL NORTHWELL HEALTH LABORATORY		3	1	25%	4
ADVENT HEALTH SEBRING			4	100%	4
SUNCOAST COMMUNITY HEALTH CENTERS PEDIATRICS			4	100%	4
LEHIGH VALLEY HOSPITAL		3	1	25%	4
NORTHWEST FLORIDA COMMUNITY HOSPITAL		1	3	75%	4
BEAUMONT LABORATORY			4	100%	4
GENUS DIAGNOSTICS			4	100%	4
QUEST DIAGNOSTICS- MELBOURNE			4	100%	4
MERCY HOSPITAL MIAMI LAB			4	100%	4
THOMAS JEFFERSON UNIVERSITY HOSPITAL		4			4
FINLAY C. LABORATORY		3	1	25%	4
EXPRESS TESTING-ONE			4	100%	4
SOUTHWESTERN REGIONAL MEDICAL CENTER - TULSA		4			4
WINTER HAVEN HOSPITAL			4	100%	4
NICHOLS INSTITUTE QUEST DIAGNOSTICS		2	1	33%	3
NEW YORK STATE ELR - ORANGE REGIONAL MEDICAL CENTER LABORATORY		3			3
PUBLIC HEALTH LAB		3			3
NIGHT LITE PEDIATRICS WINTER GARDEN		2	1	33%	3

COVID-19: testing by laboratory

Data through Jul 24, 2020 verified as of Jul 25, 2020 at 09:25 AM

Data in this report are provisional and subject to change.

The numbers in the table below represent the number for whom test results were received by the Department of Health. A person can be tested by more than one laboratory and can have both positive and negative results. **Therefore, the sum of the numbers in each column will be larger than the total number of people tested.**

Reporting lab	Inconclusive	Negative	Positive	Percent positive	Total
LABCORP DIAGNOSTICS-MIAMI		2	1	33%	3
CLINICORE			3	100%	3
Cleveland Clinic Laboratories		1	2	67%	3
NEW YORK STATE ELR - JACOBI MEDICAL CENTER		3			3
BARONESS ERLANGER HOSPITAL		3			3
MONTEFIORE ST LUKE'S CORNWALL HOSPITAL		2	1	33%	3
BAPTIST MEDICAL CENTER EAST		2	1	33%	3
ACH			3	100%	3
EMERGENCY MEDICAL CENTER			3	100%	3
STATEN ISLAND UNIVERSITY HOSPITAL SEGUINE AVE		3			3
GULF COAST MEDICAL GROUP			3	100%	3
FLORIDA CLINICAL LAB			3	100%	3
DOH-TAMPA BRANCH LABORATORY (MLK BLVD)			3	100%	3
INDIAN RIVER CHD VERO BEACH		2	1	33%	3
SCIONLAB SERVICES LLC		2	1	33%	3
JACKSON SOUTH COMMUNITY HOSPITAL LAB			3	100%	3
FISHERMEN'S HOSPITAL			3	100%	3
ILLINOIS DEPARTMENT OF PUBLIC HEALTH			3	100%	3
ABBOTT			3	100%	3
LEE MEMORIAL HEALTH PARK LAB			3	100%	3
UNKNOWN LAB			3	100%	3
FAMILY HEALTH CENTERS OF SWF LABS			3	100%	3
METHODIST MEDICAL CENTER		2	1	33%	3
CENTRAL FLORIDA HEALTH CARE INC			3	100%	3
PALMS WEST HOSPITAL			3	100%	3
LABORATORY OF FLORIDA			3	100%	3
NORTH FLORIDA/SOUTH GEORGA VETERANS HEALTH SYSTEM			3	100%	3
BRANCH MEDICAL CLINIC			3	100%	3
ST LUKES HOSPITAL LABORATORY		2	1	33%	3
PENNSYLVANIA DEPARTMENT OF HEALTH BUREAU OF LABORATORIES			3	100%	3
MAYO MEDICAL LABORATORIES		2	1	33%	3
VIRGINIA DIVISION OF CONSOLIDATED LABORATORIES			3	100%	3
FLORIDA WOMAN CARE LABORATORY			3	100%	3
JOE DIMAGGIO CHILDREN'S HOSPITAL		1	2	67%	3
MARINER'S HOSPITAL			3	100%	3
MHHS All Lab Subsection		3			3
NORTH FLORIDA PEDIATRICS-LAKE CITY			3	100%	3
NEW YORK STATE ELR - SAMARITAN HOSPITAL LABORATORY		3			3
MOLECULAR DIAGNOSTICS			3	100%	3
BAYCARE OUTREACH LABORATORY HOSPITAL			3	100%	3
QUEST DIAGNOSTICS-N ST PETERSBURG-5TH			3	100%	3
DORAL URGENT CARE			3	100%	3
VIRTUA VOORHEES HOSPITAL		3			3
VA OUTPATIENT			3	100%	3
OPTUM LABS LLC			3	100%	3
LAKE WALES MEDICAL CENTER INC			3	100%	3
SAMARITAN MEDICAL CENTER		3			3

COVID-19: testing by laboratory

Data through Jul 24, 2020 verified as of Jul 25, 2020 at 09:25 AM

Data in this report are provisional and subject to change.

The numbers in the table below represent the number for whom test results were received by the Department of Health. A person can be tested by more than one laboratory and can have both positive and negative results. **Therefore, the sum of the numbers in each column will be larger than the total number of people tested.**

Reporting lab	Inconclusive	Negative	Positive	Percent positive	Total
KEY WEST URGENT CARE, INC		3			3
STATEN ISLAND UNIVERSITY HOSPITAL		3			3
DALE MEDICAL CENTER		2	1	33%	3
AVELLINO LAB USA INC		3			3
PINELLAS COUNTY HEALTH DEPARTMENT		2	1	33%	3
ASCENSION ST. VINCENT'S PRIMARY CARE			3	100%	3
WAKEMED		1	2	67%	3
NORTH BROWARD HOSPITAL DISTRICT HEALTHCARE FOR THE HOMELESS			3	100%	3
NEWYORK-PRESBYTERIAN/ LAWRENCE HOSPITAL LABORATORY		3			3
QUEST DIAGNOSTIC			3	100%	3
TAMPA GENERAL HOSPITAL LABORATORY			3	100%	3
TIMBER RIDGE LABORATORY			3	100%	3
AMMON LABS			2	100%	2
FLORIDA DEPARTMENT OF HEALTH IN HILLSBOROUGH COUNTY			2	100%	2
Covance Central Laboratory			2	100%	2
TALLAHASSEE MEMORIAL HOSPITAL/MICROBIOLOGY LAB			2	100%	2
UNIVERSITY OF MIAMI			2	100%	2
URGENT CARE TCMA			2	100%	2
INTERNAL MEDICINE ASSOCIATES-DUNELLON			2	100%	2
LABCORP - OHIO			2	100%	2
CENTRA CARE HUNTER'S CREEK			2	100%	2
BOZEMAN HEALTH DEACONESS HOSPITAL		2			2
NEW YORK STATE ELR - LONG ISLAND JEWISH VALLEY STREAM		2			2
CALHOUN LIBERTY HOSPITAL			2	100%	2
FCHC (OB)-DARWIN SQUARE CTR.			2	100%	2
UNIVERSITY HOSPITAL			2	100%	2
OKLAHOMA STATE DEPARTMENT OF HEALTH-PUBLIC HEALTH LABORATORY			2	100%	2
MARSHALL MEDICAL CENTER SOUTH LAB		2			2
EGL GENETIC DIAGNOSTICS		1	1	50%	2
FLORIDA HEALTH CARE PLANS			2	100%	2
BAYCARE MEDICAL GROUP INC			2	100%	2
UNIVERSITY HOSPITAL OF BROOKLYN		2			2
X-GENE MOLECULAR LABS			2	100%	2
BAY CARE			2	100%	2
MEMORIAL SLOAN KETTERING CANCER CENTER		1	1	50%	2
LABCORP PHOENIX			2	100%	2
KETTERING HEALTH			2	100%	2
VIGILINT HEALTHCARE		1	1	50%	2
AHSE ROP		2			2
ADVANCED MEDICAL CARE			2	100%	2
UK HEALTHCARE			2	100%	2
SCDHEC BUREAU OF LABORATORIES			2	100%	2
NEW YORK STATE ELR - NEW YORK CITY DEPARTMENT OF HEALTH & MENTAL		2			2
OMNI			2	100%	2
NOVANT HEALTH INPATIENT CARE			2	100%	2
BIO-TECH CLINICAL LABORATORIES			2	100%	2
MONTANA PUBLIC HEALTH LAB			2	100%	2

COVID-19: testing by laboratory

Data through Jul 24, 2020 verified as of Jul 25, 2020 at 09:25 AM

Data in this report are provisional and subject to change.

The numbers in the table below represent the number for whom test results were received by the Department of Health. A person can be tested by more than one laboratory and can have both positive and negative results. **Therefore, the sum of the numbers in each column will be larger than the total number of people tested.**

Reporting lab	Inconclusive	Negative	Positive	Percent positive	Total
ADVENT HEALTH CENTRA CARE LONGWOOD			2	100%	2
COASTAL LABORATORIES			2	100%	2
NAPHCARE, INC.			2	100%	2
ADVENTHEALTH PALM COAST			2	100%	2
AMEERAH LABS			2	100%	2
JACKSON LABORATORY OF GENOMIC MEDICINE		2			2
ATLANTIS URGENT CARE			2	100%	2
BETH ISRAEL DEACONESS MEDICAL CENTER			2	100%	2
BAY CARE OCCUPATIONAL CLINIC			2	100%	2
JOHNSON CITY MEDICAL CENTER		1	1	50%	2
LAWTON CHILES HEALTH CENTER			2	100%	2
TREASURE COAST COMMUNITY HEALTH			2	100%	2
CONEMAUGH MEMORIAL MEDICAL CENTER		2			2
GEORGIA DEPARTMENT OF PUBLIC HEALTH			2	100%	2
UC CORAL GABLES			2	100%	2
WOODHULL MEDICAL AND MENTAL HEALTH CTR		2			2
LABCORP - STUART		1	1	50%	2
SARASOTA MEMORIAL MEDICAL URGENT CARE CENTER			2	100%	2
HOME ACCESS HEALTH			2	100%	2
GEISINGER MEDICAL CENTER		2			2
JOHN D. ARCHBOLD MEM. HOSPITAL			2	100%	2
GUTHRIE MEDICAL GROUP LABORATORIES		2			2
CORAL GABLES HOSPITAL			2	100%	2
ACHS		2			2
VIRTUA MEMORIAL HOSPITAL BURLINGTON COUNTY			2	100%	2
WALGREENS #5317		2			2
KEYS MEDICAL GROUP			2	100%	2
KEY PRIMARY CASE			2	100%	2
FLORIDA CLINICAL LABORATORY INC			2	100%	2
ERIE COUNTY MEDICAL CTR CLINICAL LABS		2			2
AMERICAN FAMILY CARE- ORANGE BEACH			2	100%	2
BIRMINGHAM VAMC		1	1	50%	2
SIGNATURE CARE PFLUGERVILLE			2	100%	2
DOCTORS MEMORIAL FAMILY MEDICINE			2	100%	2
PREMIER LABORATORY SERVICES, LLC			2	100%	2
PPD			2	100%	2
IRL MARKET LAB ALACHUA		1	1	50%	2
COLLIER COUNTY HEALTH DEPT.			2	100%	2
ST PETERSBURG PEDIATRICS-EAST BAY			2	100%	2
NEW HAMPSHIRE PUBLIC HEALTH LABORATORIES		2			2
NEW HAMPSHIRE DEPARTMENT OF HEALTH AND HUMAN SERVICES		1	1	50%	2
OHIO DEPARTMENT OF HEALTH LABORATORY		2			2
CELERION			2	100%	2
IOWA DEPARTMENT OF PUBLIC HEALTH			2	100%	2
NORTHERN DUTCHESS HOSPITAL LABORATORY		2			2
MAYO			2	100%	2
PREMIER MEDICAL LABORATORY			2	100%	2

COVID-19: testing by laboratory

Data through Jul 24, 2020 verified as of Jul 25, 2020 at 09:25 AM

Data in this report are provisional and subject to change.

The numbers in the table below represent the number for whom test results were received by the Department of Health. A person can be tested by more than one laboratory and can have both positive and negative results. **Therefore, the sum of the numbers in each column will be larger than the total number of people tested.**

Reporting lab	Inconclusive	Negative	Positive	Percent positive	Total
GALEN BAYLOR EXTENSION		2			2
MIDWAY SPECIALTY CARE CENTER			2	100%	2
NEW YORK STATE DEPARTMENT OF HEALTH		1	1	50%	2
ST. JOSEPH REGIONAL MEDICAL CENTER			2	100%	2
QUEST DIAGNOSITCS INCORPORATED			2	100%	2
ST. MARYS MEDICAL CENTER			2	100%	2
NORTH FLORIDA PEDIATRICS			2	100%	2
ALTRU DIAGNOSTICS INC			2	100%	2
Cleveland Clinic Weston			2	100%	2
OHIO STATE UNIVERSITY WEXNER MEDICAL CENTER			2	100%	2
NEW YORK STATE ELR - AUBURN COMMUNITY HOSPITAL		2			2
CLINICAL PATHOLOGY LABS		1	1	50%	2
MAILBOX DIAGNOSTICS		1	1	50%	2
SHELBY BAPTIST MEDICAL CENTER			2	100%	2
LEESBURG REGIONAL MEDICAL CENTER		1	1	50%	2
NEW YORK STATE ELR - GLENS FALLS HOSPITAL DEPARTMENT OF PATHOLOGY		2			2
FLORIDA HOSPITAL			2	100%	2
CONNECTDX			2	100%	2
SSM HEALTH ST LOUIS MICROBIOLOGY LABORATORY		1	1	50%	2
QUEENS HOSPITAL CENTER		2			2
BAYFRONT HEALTH PUNTA GORDA			2	100%	2
SOUTH GEORGIA MEDICAL CENTER			2	100%	2
BFT LAB			2	100%	2
LABCORP OF AMERICA		1	1	50%	2
DEACONESS HOSPITAL			2	100%	2
LABCORP RARITAN		2			2
ALABAMA DEPARTMENT OF PUBLIC HEALTH			2	100%	2
WELLNOW URGENT CARE		1			1
GIFFORD MEMORIAL HOSPITAL		1			1
BAYCARE OUTREACH LAB			1	100%	1
QUEST DIAGNOSTIC INC TECHNICAL			1	100%	1
WATAUGA MEDICAL CENTER			1	100%	1
ST. LUCIE COUNTY HEALTH DEPARTMENT		1			1
BASCOM PALMER-MICRO LAB			1	100%	1
PHELPS HOSPITAL LABORATORY		1			1
WASHINGTON STATE DEPARTMENT OF HEALTH PUBLIC HEALTH LABORATORIES			1	100%	1
PEDIATRIC ASSOCIATES - JACKSONVILLE			1	100%	1
WEST PACIFIC MEDICAL LABORATORY			1	100%	1
WELLINGTON WEST 100176			1	100%	1
XPRESS WELLNESS URGENT CARE			1	100%	1
FLORIDA CLINICAL LABORATORY - BIOREFERENCE LABORATORIES			1	100%	1
LAB CORP PHOENIX			1	100%	1
BAPTIST ER TOWN CTR			1	100%	1
DELAWARE DIAGNOSTICS LABS			1	100%	1
BAYCARE ALLIANT HOSPITAL			1	100%	1
VIRACOR			1	100%	1
SANFORD SOUTH UNIVERSITY		1			1

COVID-19: testing by laboratory

Data through Jul 24, 2020 verified as of Jul 25, 2020 at 09:25 AM

Data in this report are provisional and subject to change.

The numbers in the table below represent the number for whom test results were received by the Department of Health. A person can be tested by more than one laboratory and can have both positive and negative results. **Therefore, the sum of the numbers in each column will be larger than the total number of people tested.**

Reporting lab	Inconclusive	Negative	Positive	Percent positive	Total
ST JOSEPHS CHILDRENS HOSPITAL OUTREACH			1	100%	1
SUNY AT STONY BROOK			1	100%	1
UC SAN DIEGO HEALTH			1	100%	1
REGIONAL MEDICAL LABORATORY			1	100%	1
ADVENTIST HINSDALE HOSPITAL LABORATORY			1	100%	1
INTERMOUNTAIN MEDICAL CENTER			1	100%	1
REMISE OCCUPATIONAL HEALTH SOLUTIONS INC			1	100%	1
AFFILIATED LABORATORIES INC			1	100%	1
ALLIANCE LABORATORY SERVICES			1	100%	1
INDIAN RIVER CLINICAL LABORATORY, INC.		1			1
MEDICAL ARTS LABORATORY			1	100%	1
HEALTH FIRST IBM-UX			1	100%	1
ST. LUKE'S HOSPITAL - BETHLEHEM CAMPUS		1			1
FLORIDA DEPARTMENT OF HEALTH PALM BEACH COUNTY			1	100%	1
BAYLOR COLLEGE OF MEDICINE			1	100%	1
VRL EUROFINs			1	100%	1
CALIFORNIA PUBLIC HEALTH LABORATORY			1	100%	1
WILLIAM A HINTON STATE LABORATORY INSTITUTE			1	100%	1
ACCESS HEALTH CARE PHYSICIANS			1	100%	1
BAPTIST HEALTH MEDICAL CENTER			1	100%	1
QUEST DIAGNOSTICS-OCALA-SE 3RD		1			1
US LABORATORIES			1	100%	1
UNIVERSITY OF KANSAS MEDICAL CENTER			1	100%	1
AMERICAN MEDICAL LABORATORIES			1	100%	1
TEN HEALTHCARE			1	100%	1
LABCORP-PORT ST.LUCIE		1			1
NAVAL BRANCH MEDICAL CLINIC			1	100%	1
CHARLOTTE CHD PORT CHARLOTTE		1			1
UNIVERSITY OF FLORIDA			1	100%	1
THE UNIVERSITY OF VERMONT MEDICAL CENTER		1			1
BLOUNT MEMORIAL HOSPITAL		1			1
WEST KENDALL HOSPITAL			1	100%	1
GENETRAIT LABORATORIES			1	100%	1
WESLEY CHAPEL INTERNAL MEDICINE AND PEDIATRICS			1	100%	1
HIGHLANDS CLINICAL LABORATORY			1	100%	1
HEART OF FLORIDA HMA			1	100%	1
WEST VIRGINIA UNIVERSITY HOSPITALS			1	100%	1
UNK			1	100%	1
MAGNOLIA ADULT, LLC			1	100%	1
MIDMICHIGAN MEDICAL CENTER			1	100%	1
FLORIDA HOSPITAL KISSIMMEE			1	100%	1
UF KANAPAHA LAB BEAKER		1			1
MEDRITE			1	100%	1
DOCTORS CLINICAL LABORATORY, INC			1	100%	1
DSI LABORATORIES-NAPLES-7TH			1	100%	1
EDGAR PRICE FAMILY & CHILDREN HEALTHCARE CENTER			1	100%	1
LAKEWOOD RANCH ER 24/7			1	100%	1

COVID-19: testing by laboratory

Data through Jul 24, 2020 verified as of Jul 25, 2020 at 09:25 AM

Data in this report are provisional and subject to change.

The numbers in the table below represent the number for whom test results were received by the Department of Health. A person can be tested by more than one laboratory and can have both positive and negative results. **Therefore, the sum of the numbers in each column will be larger than the total number of people tested.**

Reporting lab	Inconclusive	Negative	Positive	Percent positive	Total
LAKE MARY KIDS CENTRA CARE			1	100%	1
AFC URGENT CARE			1	100%	1
THOMAS LANGLEY			1	100%	1
EXPRESS GENE MOLECULAR DIAGNOSTICS LABORATORY			1	100%	1
COMMONWEALTH OF MASSACHUSETTS			1	100%	1
HARLEM HOSPITAL CENTER		1			1
LATE HOURS URGENT CARE			1	100%	1
TAMIAMI LAB MILLENIUM			1	100%	1
TAMPA		1			1
CONEY ISLAND HOSPITAL		1			1
NORTHERN WESTCHESTER HOSPITAL LABORATORY		1			1
BEAUFORT MEMORIAL			1	100%	1
NORTH BROWARD MEDICAL CENTER			1	100%	1
KANSAS DEPARTMENT OF HEALTH			1	100%	1
CATHOLIC HEALTH SYSTEM DEPT LABORATORY		1			1
CBC LAB			1	100%	1
VITAE DIAGNOSTICS			1	100%	1
CAROLINAS HEALTHCARE SYSTEM LAB			1	100%	1
WILMINGTON VA MEDICAL CENTER			1	100%	1
VIDANT MEDICAL CENTER			1	100%	1
NOT GIVEN			1	100%	1
GRAND VIEW HOSPITAL			1	100%	1
Viracor Eurofins			1	100%	1
ST. JOSEPH'S HOSPITAL NORTH			1	100%	1
JOHNS HOPKINS MEDICAL LABS			1	100%	1
UT MEMPHIS UNIVERSITY HEALTH SERVICES			1	100%	1
UNIVERSITY LAB			1	100%	1
VERMONT DEPARTMENT OF HEALTH LABORATORY		1			1
ADVENTHEALTH CENTRA CARE SANFORD			1	100%	1
VA GREATER LOS ANGELES HEALTH CARE SYSTEM			1	100%	1
VA HOSPITAL			1	100%	1
JOHN D. ARCHBOLD MEMORIAL HOSPITAL			1	100%	1
AZALEA HEALTH			1	100%	1
TIMPANOGOS REGIONAL HOSPITAL			1	100%	1
UAB			1	100%	1
LEGACY LABORATORY			1	100%	1
BLOOD SYSTEMS LABORATORIES			1	100%	1
VALLEY HOSPITAL MEDICAL CENTER		1			1
BEAUMONT HOSPITAL, GROSSE POINTE			1	100%	1
SPARROW CENTRAL LAB			1	100%	1
SOUTHWEST FLORIDA DIVISION LAB			1	100%	1
NEW YORK CITY DEPARTMENT OF HEALTH			1	100%	1
SENTARA NORFOLK GENERAL HOSPITAL CENTRAL LAB			1	100%	1
NORTH CAROLINA STATE LABORATORY OF PUBLIC HEALTH, SPECTRUM LAB NETWORK			1	100%	1
SANFORD REGIONAL HOSPITAL WORTHINGTON		1			1
MEDONE URGENT CARE			1	100%	1
HOLY NAME MEDICAL CENTER		1			1

COVID-19: testing by laboratory

Data through Jul 24, 2020 verified as of Jul 25, 2020 at 09:25 AM

Data in this report are provisional and subject to change.

The numbers in the table below represent the number for whom test results were received by the Department of Health. A person can be tested by more than one laboratory and can have both positive and negative results. **Therefore, the sum of the numbers in each column will be larger than the total number of people tested.**

Reporting lab	Inconclusive	Negative	Positive	Percent positive	Total
HARDIN MEMORIAL HOSPITAL - HEARTLAND PATHOLOGY CONSULTANTS			1	100%	1
MIAMI CANCER INSTITUTE			1	100%	1
STANLY REGIONAL MEDICAL CENTER			1	100%	1
HANCOCK REGIONAL HOSPITAL		1			1
KENTUCKY CABINET FOR HEALTH AND FAMILY SERVICES			1	100%	1
JEFFERSON COUNTY HEALTH DEPARTMENT-MONTICELLO		1			1
PEDIATRIC HEALTHCARE ALLIANCE			1	100%	1
FLORIDA HOSPITAL ALTAMONTE			1	100%	1
PERDIDO URGENT CARE			1	100%	1
NORTHSHORE UNIVERSITY HEALTHSYSTEM EVANSTON HOSPITAL LAB			1	100%	1
NORTH RIVER FAMILY HEALTH CENTER			1	100%	1
ONslow MEMORIAL HOSPITAL LABORATORY		1			1
NORTH NAPLES HOSPITAL RESPIRATORY THERAPY DEPARTMENT			1	100%	1
FORT SANDERS REGIONAL LABORATORY		1			1
MINUTECLINIC DIAGNOSTIC OF TEXAS, LLC		1			1
ACCESSLAB		1			1
PROGENESIS INC			1	100%	1
ACCESS HEALTH CARE			1	100%	1
DOCTOR'S WALK-IN CLINIC / QUEST DIAGNOSTICS			1	100%	1
SHARP MEMORIAL HOSPITAL MICROBIOLOGY DEPT			1	100%	1
ADVENT HEALTH -TAMPA			1	100%	1
DALLAS MEDICAL CENTER			1	100%	1
QUEST ELR		1			1
RIVERSIDE METHODIST HOSPITAL LAB			1	100%	1
RICHMOND UNIVERSITY MEDICAL CENTER			1	100%	1
LABCORP - ORLANDO		1			1
MEDICAL CENTER ENTERPRISE			1	100%	1
HOUSTON HEALTH DEPARTMENT - BUREAU OF LABORATORY SERVICES			1	100%	1
NADAL PEDIATRICS - VICTORIA STREET (3385)			1	100%	1
MONTANA DEPARTMENT OF PUBLIC HEALTH & HUMAN SERVICES			1	100%	1
Mt Sinai Aventura			1	100%	1
ST VINCENT'S CHILTON		1			1
INTERMOUNTAIN CENTRAL LAB			1	100%	1
TPCA CLINICAL LABORATORIES		1			1
MARION COUNTY HEALTH DEPARTMENT			1	100%	1
TUFTS MEDICAL CENTER			1	100%	1
PRISMA HEALTH TUOMEY LABORATORY			1	100%	1
RIVIERA BEACH HEALTH CENTER LAB			1	100%	1
ROBERT WOOD JOHNSON HOSPITAL			1	100%	1
MEMORIAL HERMANN CONSOLIDATED LABORATORY SERVICES			1	100%	1
CFCH - FROSTPROOF			1	100%	1
ARNOLD PALMER HOSPITAL LABORATORY			1	100%	1
MEDSTAR HARBOR HOSPITAL			1	100%	1
SKY RIDGE MEDICAL CENTER - MICRO			1	100%	1
ALLIANCE LABS @LRMC			1	100%	1
ARKANSAS DEPARTMENT OF HEALTH			1	100%	1
ALVERNO CLINICAL LABORATORIES			1	100%	1

COVID-19: testing by laboratory

Data through Jul 24, 2020 verified as of Jul 25, 2020 at 09:25 AM

Data in this report are provisional and subject to change.

The numbers in the table below represent the number for whom test results were received by the Department of Health. A person can be tested by more than one laboratory and can have both positive and negative results. **Therefore, the sum of the numbers in each column will be larger than the total number of people tested.**

Reporting lab	Inconclusive	Negative	Positive	Percent positive	Total
CENTRA CARE – WATERFORD LAKES			1	100%	1
MONTEFIORE NYACK HOSPITAL AFFILIATED LABORATORY		1			1
BAYFRONT HEALTH PORT CHARLOTTE			1	100%	1
MUNSON MEDICAL CENTER			1	100%	1
NEW YORK STATE ELR - ST BARNABAS HOSPITAL		1			1
NEW YORK STATE ELR - MERCY MEDICAL CENTER		1			1
MINUTECLINIC DIAGNOSTIC			1	100%	1
PRORENATA LABS			1	100%	1
CELEBRATION HOSPITAL			1	100%	1
MONROE COUNTY HOSPITAL		1			1
BAYCARE MEDICAL GROUP			1	100%	1
MEDICAL CLINIC OF HOUSTON			1	100%	1
SOUTHWEST REGIONAL PCR LABORATORY			1	100%	1
SEMINOLE COUNTY HEALTH DEPARTMENT			1	100%	1
LABCORP - LADY LAKE			1	100%	1
MID FLORIDA CLINICAL LABORATORY			1	100%	1
ST CHARLES HOSPITAL LABORATORY		1			1
NEW YORK STATE ELR - BELLEVUE HOSPITAL CENTER DEPARTMENT		1			1
KETTERING MEDICAL CENTER			1	100%	1
QUEST - HOUSTON LAB			1	100%	1
REDITUS LABORATORIES			1	100%	1
NAVAL HOSPITAL OF JACKSONVILLE			1	100%	1
ST. MARY MEDICAL CENTER		1			1
LAKEVIEW REGIONAL HOSPITAL			1	100%	1
State Lab Unspecifd			1	100%	1
ST FRANCIS			1	100%	1
MANATEE PEDIATRICS			1	100%	1
SOUTHEAST GEORGIA HEALTH SYSTEM			1	100%	1
UCLA HEALTHCARE CLINICAL LABS			1	100%	1
MALABAR/ADVENT CENTRA CARE			1	100%	1
WARD MEMORIAL HOSPITAL		1			1
ADVANCED LABORATORY SERVICES			1	100%	1
LABCORP KANSAS CITY			1	100%	1
RIVERVIEW REGIONAL MEDICAL CENTER		1			1
CQUENTIA NGS, LLC			1	100%	1
FALMOUTH BY THE SEA			1	100%	1
DOCS URGENT CARE			1	100%	1
UNKNOWN - MI			1	100%	1
UW HOSPITAL AND CLINICS			1	100%	1
DUKE HEALTH REGIONAL HOSPITAL			1	100%	1
COMPUNET CLINICAL LAB			1	100%	1
HAWAII DEPARTMENT OF HEALTH LAB			1	100%	1
WOLFSON (USE BAPTIST)			1	100%	1
YORK HOSPITAL - LABORATORY			1	100%	1
FLORIDA DEPARTMENT OF HEALTH IN MIAMI DADE COUNTY			1	100%	1
JOHNS HOPKINS MEDICAL LABORATORIES			1	100%	1
JOHN HOPKINS MEDICAL LABORATORIES		1			1

COVID-19: testing by laboratory

Data through Jul 24, 2020 verified as of Jul 25, 2020 at 09:25 AM

Data in this report are provisional and subject to change.

The numbers in the table below represent the number for whom test results were received by the Department of Health. A person can be tested by more than one laboratory and can have both positive and negative results. **Therefore, the sum of the numbers in each column will be larger than the total number of people tested.**

Reporting lab	Inconclusive	Negative	Positive	Percent positive	Total
DICKERT			1	100%	1
LABCORP - HOLLYWOOD			1	100%	1
SPRING HILL REGIONAL HOSPITAL			1	100%	1
EXCEL URGENT CARE OF NJ			1	100%	1
THE CHILDREN'S HOSPITAL OF PHILADELPHIA		1			1
ECLRS			1	100%	1
HARTFORD HOSPITAL ANCILLARY LAB		1			1
SUNY UPSTATE MEDICAL UNIVERSITY			1	100%	1
DOH-WEST PALM BEACH BRANCH LABORATORY			1	100%	1
AMD			1	100%	1
Lourdes Hospital			1	100%	1
LEESBURG FAMILY MEDICINE		1			1
LABCORP - LEESBURG			1	100%	1
LABCORP HOUSTON			1	100%	1
SMA SPECIALTY MEDICAL LAB			1	100%	1
LABCORP-CRYSTAL RIVER			1	100%	1
LOYOLA UNIVERSITY MEDICAL CENTER LABORATORY			1	100%	1
SACRED HEART MEDICAL GROUP			1	100%	1
BARDMOOR LABORATORY			1	100%	1
PARKWAY REGIONAL MEDICAL CENTER LAB			1	100%	1
NEW YORK STATE ELR - COLUMBIA MEMORIAL HOSPITAL LABORATORY		1			1
HELIX DIAGNOSTICS			1	100%	1
COLORADO DEPARTMENT OF HEALTH LABORATORY SERVICES DIVISION			1	100%	1
DHEC - S.C PUBLIC HEALTH LAB			1	100%	1
CLEVELAND CLINIC OHIO LABORATORIES			1	100%	1
BERKSHIRE MEDICAL CENTER			1	100%	1
PALM BEACH COUNTY HEALTH DEPARTMENT LABORATORY			1	100%	1
OHIO DEPARTMENT OF HEALTH			1	100%	1
CENTRA CARE – LAKE NONA			1	100%	1
BMC/JACSONVILLE		1			1
LABCORP LAFAYETTE		1			1
BIODORON LABORATORIES			1	100%	1
TEXAS DEPARTMENT OF STATE HEALTH SERVICES			1	100%	1
BAY CARE LAB SERVICES/ST. ANTHONY'S HOSPITAL			1	100%	1
UNIVERSITY OF MISSOURI HEALTH CARE			1	100%	1
UTMB PATHOLOGY CLINICAL SERVICES LABORATORY			1	100%	1
UNITED CLINICAL LABORATORIES			1	100%	1
BAYONET POINT HOSPITAL LAB			1	100%	1
TRUMAN MEDICAL CENTER - HOSPITAL HILL			1	100%	1
THE HEART HOSPITAL BAYLOR PLANO			1	100%	1
TIEHH BIOTERRORISM RESPONSE LAB			1	100%	1
UNITED HEALTHCARE			1	100%	1
PIEDMONT HOSPITAL LAB			1	100%	1
APS-SUMMIT CARE PHARMACY, LLC DBA OMNICARE		1			1
SMITH NORTHVIEW HOSPITAL LAB			1	100%	1
SCIENCE CARE			1	100%	1
SHANDS AT LAKE SHORE LAB			1	100%	1

COVID-19: testing by laboratory

Data through Jul 24, 2020 verified as of Jul 25, 2020 at 09:25 AM

Data in this report are provisional and subject to change.

The numbers in the table below represent the number for whom test results were received by the Department of Health. A person can be tested by more than one laboratory and can have both positive and negative results. **Therefore, the sum of the numbers in each column will be larger than the total number of people tested.**

Reporting lab	Inconclusive	Negative	Positive	Percent positive	Total
TANNER MEDICAL CENTER EAST AL		1			1
TRINITAS REGIONAL MEDICAL CENTER			1	100%	1
PEACHEALTH LABORATORIES		1			1
PHYSICIANS STAT			1	100%	1
CHATSWORTH ASSISTED LIVING COMMUNITY AT PGA NATIONAL			1	100%	1
URGENT CARE WEST CLINIC			1	100%	1
MARYLAND DEPARTMENT OF HEALTH AND MENTAL HYGIENE			1	100%	1
MARINA DEL REY HOSPITAL LAB			1	100%	1
MD NOW URGENT CARE CENTER INC.			1	100%	1
ONEIDA HEALTHCARE CENTER		1			1
MEMORIAL HEALTH UNIVERSITY MEDICAL CENTER			1	100%	1
SMITH KLINE			1	100%	1
SONIC REFERENCE LABORATORY			1	100%	1
LABCORP SOUTH CHARLESTON			1	100%	1
HEALTH NETWORK LABORATORIES		1			1
LEGACY LABORATORY SERVICES			1	100%	1
OHIO STATE UNIVERSITY MEDICAL CENTER			1	100%	1
NEW YORK STATE ELR - MONTEFIORE MEDICAL CENTER LABORATORIES - WEILER			1	100%	1
NEW YORK STATE ELR - NEW YORK PRESBYTERIAN-LOWER MANHATTAN		1			1
AIM LABORATORIES			1	100%	1
MHS LAB		1			1
MISSOURI DEPARTMENT OF HEALTH AND SENIOR SERVICES - STATE PH LAB		1			1
NORTHWEST FL COMM HOSP			1	100%	1
JRS LABORATORY			1	100%	1
NORTHSIDE HOSPITAL DULUTH			1	100%	1
ADVANCED MEDICAL LABORATORIES (AML)			1	100%	1
CAROMONT HEALTH			1	100%	1
Total	15,265	3,728,507	519,405	12%	4,263,177