

COVID-19: summary of persons being monitored, persons tested, and cases

Data through Jul 22, 2020 verified as of Jul 23, 2020 at 09:25 AM
Data in this report are provisional and subject to change.

Monitored persons: people the Florida Department of Health was notified of for possible monitoring because they are a contact of a case, traveled from China, or were identified by the Centers for Disease Control and Prevention (CDC) as a part of a airline/ship contact investigation	
Total reports	119,938
Total persons of high, medium, or unknown risk	116,253
High/medium/unknown risk still being monitored	13,502

Persons tested: includes PCR and antigen test results received by the Department of Health from the state public health laboratory (BPHL), as well as commercial and hospital laboratories	
Total tested	3,215,185
Positive	389,868
Negative	2,821,074
Inconclusive	4,243
Awaiting testing	2,626

Cases: people with positive PCR or antigen test result	
Total cases	389,868
Florida residents	385,091
Non-Florida residents	4,777
Type of testing	
Florida residents	385,091
Positive by BPHL/CDC	13,040
Positive by commercial/hospital lab	372,051
Non-Florida residents	
Positive by BPHL/CDC	187
Positive by commercial/hospital lab	4,590
Characteristics	
Florida residents hospitalized	22,644
Florida resident deaths	5,518
Change in deaths since previous report	+173
Non-Florida resident deaths	114
Hospitalized counts include anyone who was hospitalized at some point during their illness. It does not reflect the number of people currently hospitalized.	
More information on deaths identified through death certificate data is available on the National Center for Health Statistics website at www.cdc.gov/nchs/nvss/vsrr/COVID19/index.htm .	
Risk factors for Florida residents	
Traveled	3,253
Contact with a known case	99,948
Traveled and contact with a known case	3,200
Neither	278,690
No travel and no contact	37,500
Travel is unknown	201,260
Contact is unknown	62,914
Contact is pending	173,009
Travel can be unknown and contact can be unknown or pending for the same case, these numbers will sum to more than the "neither" total.	

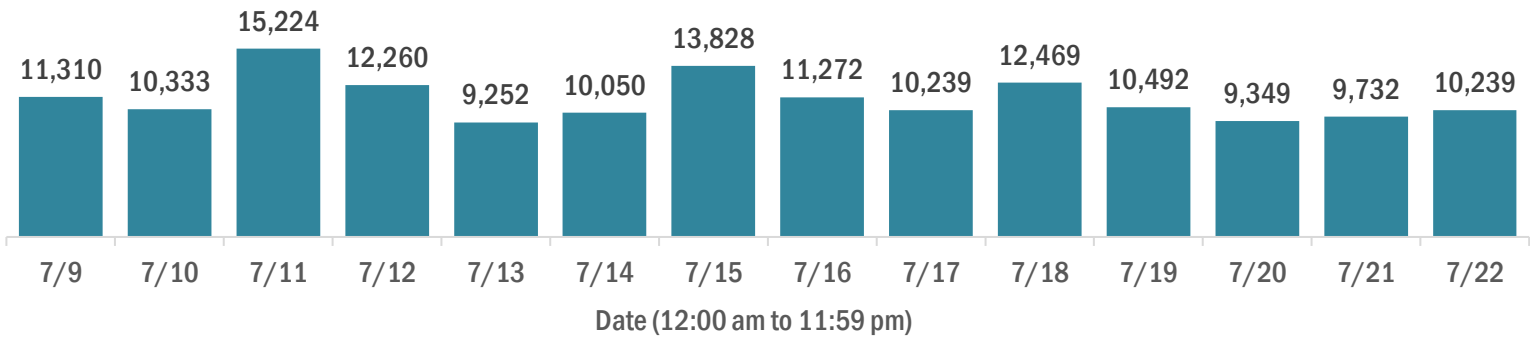
COVID-19: cases and laboratory testing over time

Data through Jul 22, 2020 verified as of Jul 23, 2020 at 09:25 AM

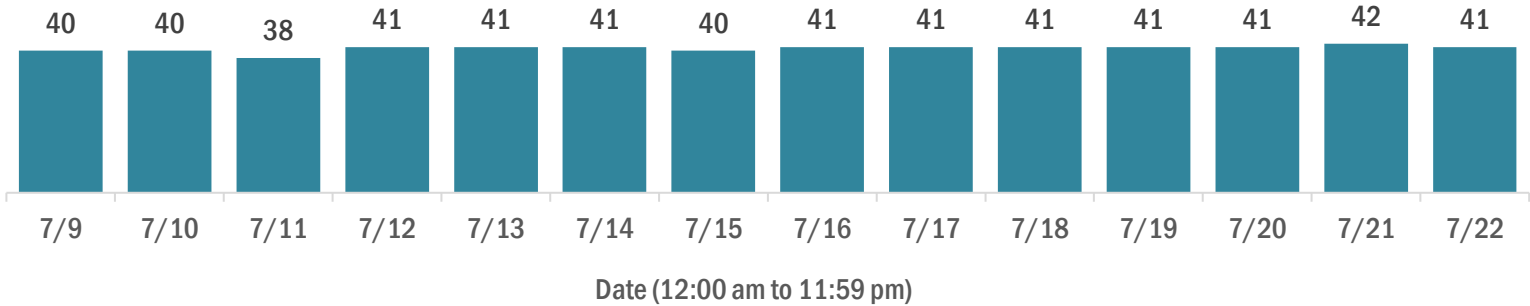
Data in this report are provisional and subject to change.

Cases in Florida residents per day for the past 2 weeks

Number of cases per day



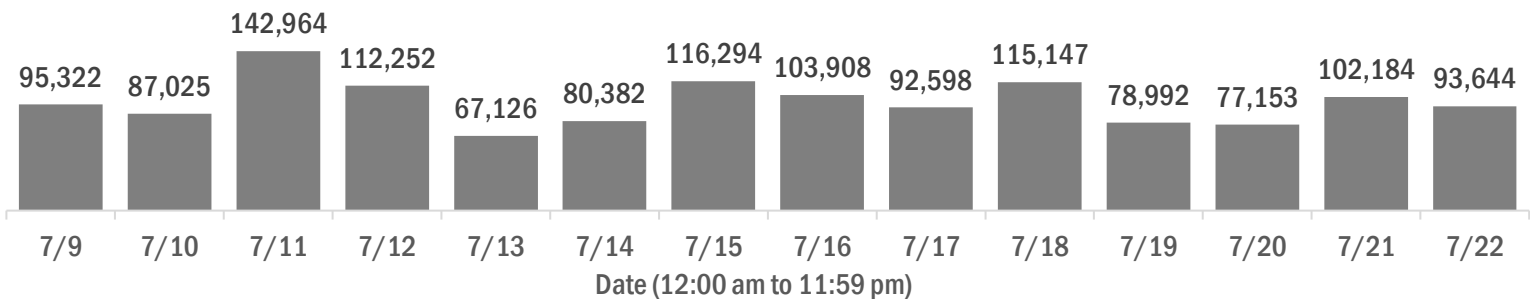
Median age of cases by day



Laboratory testing for Florida residents and non-Florida residents over the past 2 weeks

Number of people tested per day

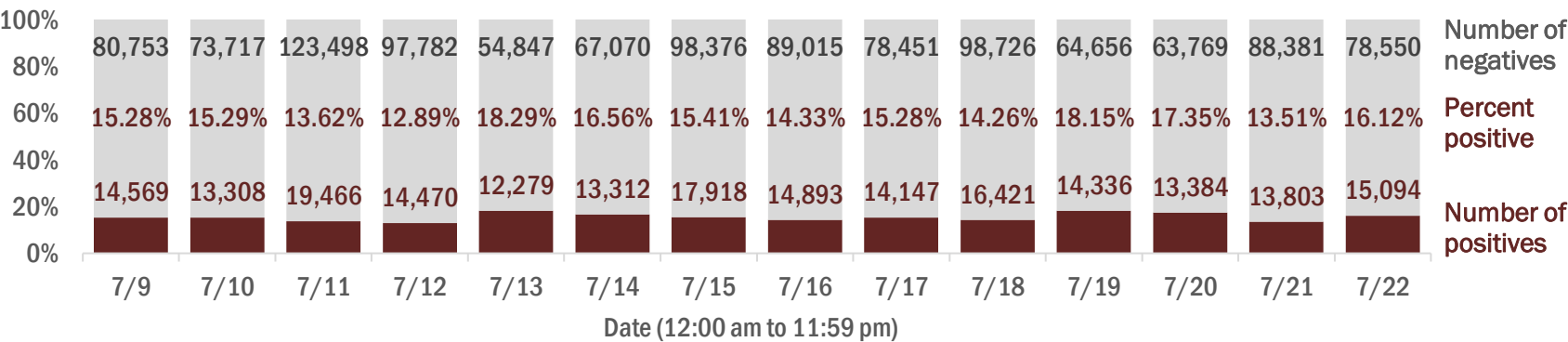
These counts include the number of people for whom the department received PCR or antigen laboratory results by day. People tested on multiple days will be included for each day a new result was received. A person is only counted once for each day they are tested, regardless of whether multiple specimens are tested or multiple results are received.



Number and percent of positive labs

The percent of positive results ranged from 12.89% to 18.29% over the past 2 weeks and was 16.12% yesterday.

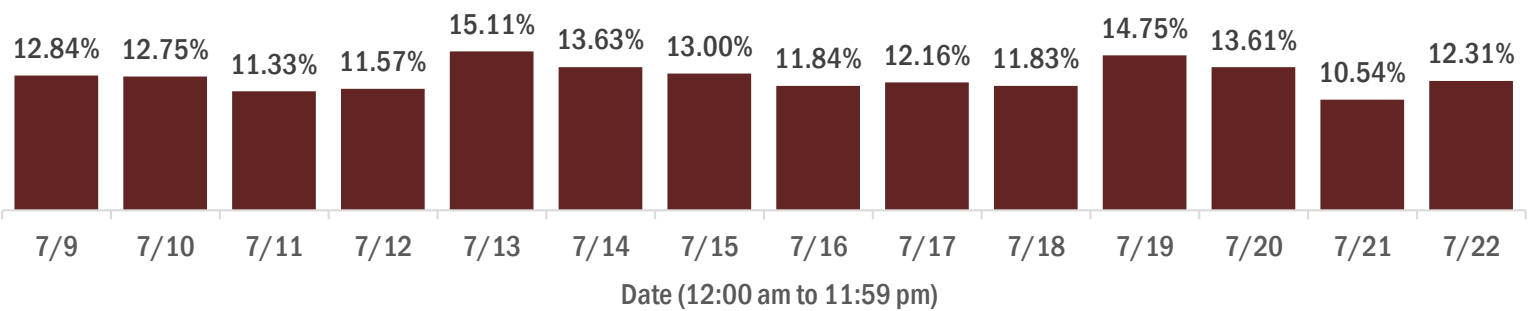
These counts include the number of people for whom the department received PCR or antigen laboratory results by day. People tested on multiple days will be included for each day a new result was received. A person is only counted once for each day they are tested, regardless of whether multiple specimens are tested or multiple results are received. If a person has a positive specimen and a negative specimen in the same day, only the positive result is counted.



Percent positivity for new cases

The percent of positive results ranged from 10.54% to 15.11% over the past 2 weeks and was 12.31% yesterday.

This percent is the number of people who test PCR- or antigen-positive for the first time divided by all the people tested that day, excluding people who have previously tested positive.



COVID-19: characteristics of 385,091 Florida resident cases

Data through Jul 22, 2020 verified as of Jul 23, 2020 at 09:25 AM

Data in this report are provisional and subject to change.

Age group	Cases		Hospitalizations		Deaths	
0-4 years	6,324	2%	116	1%	0	0%
5-14 years	14,106	4%	90	0%	3	0%
15-24 years	60,478	16%	547	2%	13	0%
25-34 years	77,012	20%	1,397	6%	36	1%
35-44 years	63,292	16%	2,070	9%	120	2%
45-54 years	60,678	16%	2,999	13%	234	4%
55-64 years	48,567	13%	4,006	18%	547	10%
65-74 years	28,206	7%	4,339	19%	1,107	20%
75-84 years	16,213	4%	4,033	18%	1,563	28%
85+ years	9,513	2%	3,047	13%	1,895	34%
Unknown	702	0%	0	0%	0	0%
Total	385,091		22,644		5,518	

Gender	Cases	
Female	196,688	51%
Male	185,565	48%
Unknown	2,838	1%
Total	385,091	

Ethnicity	Cases		Hospitalizations		Deaths	
Hispanic	95,583	25%	7,318	32%	1,384	25%
Non-Hispanic	123,441	32%	13,878	61%	3,625	66%
Unknown	166,067	43%	1,448	6%	509	9%
Total	385,091		22,644		5,518	

Race and ethnicity	Cases		Hospitalizations		Deaths	
White	143,931	37%	13,531	60%	3,704	67%
Hispanic	63,661	17%	5,297	23%	1,103	20%
Non-Hispanic	65,684	17%	7,697	34%	2,394	43%
Unknown	14,586	4%	537	2%	207	4%
Black	56,696	15%	5,743	25%	1,142	21%
Hispanic	2,568	1%	273	1%	37	1%
Non-Hispanic	46,054	12%	5,300	23%	1,055	19%
Unknown	8,074	2%	170	1%	50	1%
Other race	34,502	9%	2,547	11%	406	7%
Hispanic	18,141	5%	1,585	7%	210	4%
Non-Hispanic	8,995	2%	815	4%	151	3%
Unknown	7,366	2%	147	1%	45	1%
Unknown race	149,962	39%	823	4%	266	5%
Hispanic	11,213	3%	163	1%	34	1%
Non-Hispanic	2,708	1%	66	0%	25	0%
Unknown	136,041	35%	594	3%	207	4%
Total	385,091		22,644		5,518	

Hospitalization counts include anyone who was hospitalized at some point during their illness. It does not reflect the number of people currently hospitalized. **Other race** includes any person with a race of American Indian/Alaskan native, Asian, native Hawaiian/Pacific Islander, or other.

COVID-19: deaths in Florida residents and staff of long-term care facilities

Data through Jul 22, 2020 verified as of Jul 23, 2020 at 09:25 AM

Data in this report are provisional and subject to change.

For current cases in residents or staff of long-term care facilities, please visit: <https://floridahealthcovid19.gov/>

County	Deaths	
Dade	585	23%
Palm Beach	301	12%
Pinellas	251	10%
Broward	186	7%
Lee	148	6%
Hillsborough	143	6%
Polk	114	4%
Manatee	92	4%
Sarasota	70	3%
Volusia	57	2%
Charlotte	52	2%
Duval	52	2%
Collier	49	2%
Escambia	48	2%
St. Lucie	48	2%
Seminole	35	1%
Martin	31	1%
Clay	28	1%
Pasco	26	1%
Brevard	24	1%
Suwannee	22	1%
Hendry	18	1%

County	Deaths	
Indian River	17	1%
Orange	17	1%
Jackson	14	1%
Marion	12	0%
Washington	12	0%
Alachua	11	0%
Osceola	11	0%
Walton	10	0%
Hernando	8	0%
Lake	8	0%
Gadsden	7	0%
Calhoun	6	0%
Leon	5	0%
Okaloosa	5	0%
Jefferson	4	0%
Madison	4	0%
Putnam	4	0%
Baker	3	0%
Bradford	2	0%
Columbia	2	0%
Santa Rosa	2	0%
Sumter	2	0%

County	Deaths	
Bay	1	0%
Citrus	1	0%
Desoto	1	0%
Hardee	1	0%
Holmes	1	0%
Levy	1	0%
Monroe	1	0%
Nassau	1	0%
Okeechobee	1	0%
St. Johns	1	0%
Taylor	1	0%
Total	2,557	

Note: cases are summarized by the county of usual residence. Residents and staff may be cases associated with facilities that are not in their county of usual residence, resulting in cases being included below for counties that do not have facilities with known cases.

COVID-19: characteristics of 389,868 cases

Data through Jul 22, 2020 verified as of Jul 23, 2020 at 09:25 AM

Data in this report are provisional and subject to change.

Tables below include cases in Florida residents and non-Florida residents.

All 67 Florida counties have cases:

County	FL resident			Non-FL resident	Total
Dade	94,252	<div></div>	24%	816	95,068
Broward	44,543	<div></div>	12%	467	45,010
Palm Beach	28,013	<div></div>	7%	254	28,267
Hillsborough	25,317	<div></div>	7%	115	25,432
Orange	24,900	<div></div>	6%	354	25,254
Duval	18,159	<div></div>	5%	198	18,357
Pinellas	14,266	<div></div>	4%	105	14,371
Lee	13,484	<div></div>	4%	284	13,768
Polk	10,505	<div></div>	3%	40	10,545
Collier	8,301	<div></div>	2%	100	8,401
Manatee	7,177	<div></div>	2%	75	7,252
Osceola	6,768	<div></div>	2%	76	6,844
Escambia	5,720	<div></div>	1%	741	6,461
Volusia	5,756	<div></div>	1%	47	5,803
Seminole	5,713	<div></div>	1%	23	5,736
Pasco	5,337	<div></div>	1%	26	5,363
Brevard	4,639	<div></div>	1%	19	4,658
Sarasota	4,595	<div></div>	1%	49	4,644
St. Lucie	3,983	<div></div>	1%	21	4,004
Lake	3,728	<div></div>	1%	29	3,757
Leon	3,413	<div></div>	1%	67	3,480
Martin	3,291	<div></div>	1%	23	3,314
Marion	2,919	<div></div>	1%	8	2,927
Alachua	2,838	<div></div>	1%	52	2,890
St. Johns	2,682	<div></div>	1%	26	2,708
Bay	2,298	<div></div>	1%	58	2,356
Clay	2,321	<div></div>	1%	9	2,330
Santa Rosa	2,132	<div></div>	1%	15	2,147
Okaloosa	2,109	<div></div>	1%	25	2,134
Columbia	1,785	<div></div>	0%	7	1,792
Indian River	1,753	<div></div>	0%	14	1,767
Charlotte	1,554	<div></div>	0%	6	1,560
Hendry	1,451	<div></div>	0%		1,451
Hernando	1,284	<div></div>	0%	12	1,296
Desoto	1,122	<div></div>	0%	1	1,123

County	FL resident			Non-FL resident	Total
Putnam	1,083	<div></div>	0%		1,083
Gadsden	1,033	<div></div>	0%	7	1,040
Monroe	972	<div></div>	0%	26	998
Jackson	950	<div></div>	0%	13	963
Citrus	951	<div></div>	0%	3	954
Suwannee	923	<div></div>	0%	17	940
Walton	845	<div></div>	0%	86	931
Highlands	909	<div></div>	0%	3	912
Sumter	895	<div></div>	0%	7	902
Nassau	823	<div></div>	0%	42	865
Okeechobee	767	<div></div>	0%	3	770
Hardee	727	<div></div>	0%	6	733
Flagler	715	<div></div>	0%	9	724
Hamilton	522	<div></div>	0%	5	527
Madison	495	<div></div>	0%	9	504
Unknown	90	<div></div>	0%	343	433
Levy	421	<div></div>	0%	3	424
Wakulla	415	<div></div>	0%	4	419
Washington	384	<div></div>	0%	5	389
Holmes	339	<div></div>	0%	9	348
Liberty	320	<div></div>	0%		320
Glades	292	<div></div>	0%		292
Gilchrist	283	<div></div>	0%		283
Baker	254	<div></div>	0%		254
Taylor	242	<div></div>	0%	2	244
Calhoun	232	<div></div>	0%		232
Bradford	212	<div></div>	0%		212
Gulf	205	<div></div>	0%	7	212
Dixie	208	<div></div>	0%		208
Union	169	<div></div>	0%		169
Jefferson	152	<div></div>	0%	4	156
Franklin	80	<div></div>	0%	2	82
Lafayette	75	<div></div>	0%		75
Total	385,091			4,777	389,868

COVID-19: characteristics of 385,091 Florida resident cases

Data through Jul 22, 2020 verified as of Jul 23, 2020 at 09:25 AM

Data in this report are provisional and subject to change.

The table below includes the cities and counties of residence for cases in Florida residents based on the patient's ZIP Code.

Note that city is not always received as part of the initial notification and may be missing while the case is being investigated.

City and county	Cases
Miami, Dade	58,686
Orlando, Orange	19,028
Jacksonville, Duval	16,909
Tampa, Hillsborough	15,464
Hialeah, Dade	13,379
Fort Lauderdale, Broward	10,239
Hollywood, Broward	8,769
West Palm Beach, Palm Beach	6,963
Homestead, Dade	6,555
Saint Petersburg, Pinellas	6,127
Naples, Collier	5,821
Fort Myers, Lee	5,695
Kissimmee, Osceola	5,503
Pompano Beach, Broward	5,310
Pensacola, Escambia	5,020
Bradenton, Manatee	4,896
Lake Worth, Palm Beach	3,908
Boca Raton, Palm Beach	3,610
Sarasota, Sarasota	3,496
Tallahassee, Leon	3,345
Lakeland, Polk	3,230
Cape Coral, Lee	3,031
Miramar, Broward	2,780
Miami Beach, Dade	2,762
Clearwater, Pinellas	2,761
Lehigh Acres, Lee	2,677
Miami Gardens, Dade	2,492
Boynton Beach, Palm Beach	2,470
Port Saint Lucie, St. Lucie	2,369
Gainesville, Alachua	2,324
Winter Haven, Polk	2,183
Ocala, Marion	2,144
Immokalee, Collier	1,962
Delray Beach, Palm Beach	1,894
Opa Locka, Dade	1,881
Coral Springs, Broward	1,874
Brandon, Hillsborough	1,779
Lake City, Columbia	1,724
Stuart, Martin	1,629
Panama City, Bay	1,588
Riverview, Hillsborough	1,535
Davie, Broward	1,523
Largo, Pinellas	1,484
Plant City, Hillsborough	1,483
Sunrise, Broward	1,479
Fort Pierce, St. Lucie	1,474
Missing, Broward	1,460
Apopka, Orange	1,452
North Miami Beach, Dade	1,436
Doral, Dade	1,406
Melbourne, Brevard	1,391
Jupiter, Palm Beach	1,369
Saint Augustine, St. Johns	1,354
Sanford, Seminole	1,349
Deerfield Beach, Broward	1,297
Lake Worth Beach, Palm Beach	1,271
New Port Richey, Pasco	1,253
Daytona Beach, Volusia	1,213
Vero Beach, Indian River	1,174

COVID-19: characteristics of 385,091 Florida resident cases

Data through Jul 22, 2020 verified as of Jul 23, 2020 at 09:25 AM

Data in this report are provisional and subject to change.

The table below includes the cities and counties of residence for cases in Florida residents based on the patient's ZIP Code.

Note that city is not always received as part of the initial notification and may be missing while the case is being investigated.

City and county	Cases
Plantation, Broward	1,162
Tamarac, Broward	1,148
Deltona, Volusia	1,130
Palmetto, Manatee	1,089
Orange Park, Clay	1,085
Saint Cloud, Osceola	1,064
Arcadia, Desoto	990
Winter Park, Orange	987
Royal Palm Beach, Palm Beach	983
Margate, Broward	950
Palm Bay, Brevard	945
Winter Garden, Orange	941
Clermont, Lake	940
Deland, Volusia	934
Palm Beach Gardens, Palm Beach	929
Altamonte Springs, Seminole	928
Bonita Springs, Lee	920
Milton, Santa Rosa	916
Oviedo, Seminole	890
Hallandale, Broward	890
North Lauderdale, Broward	882
North Miami, Dade	876
Indiantown, Martin	866
Ocoee, Orange	851
Davenport, Polk	845
Coconut Creek, Broward	819
Land O Lakes, Pasco	818
Port Charlotte, Charlotte	807
Haines City, Polk	803
Palm Harbor, Pinellas	786
Live Oak, Suwannee	782
Coral Gables, Dade	778
Weston, Broward	776
Florida City, Dade	762
Wesley Chapel, Pasco	749
Fort Walton Beach, Okaloosa	743
Clewiston, Hendry	740
Okeechobee, Okeechobee	739
Oakland Park, Broward	738
Spring Hill, Hernando	724
Wellington, Palm Beach	724
Ruskin, Hillsborough	723
Pinellas Park, Pinellas	714
Longwood, Seminole	710
Belle Glade, Palm Beach	709
Seminole, Pinellas	689
Lutz, Hillsborough	670
Valrico, Hillsborough	656
Quincy, Gadsden	629
Windermere, Orange	625
Pembroke Pines, Broward	604
Casselberry, Seminole	592
Jacksonville Beach, Duval	587
Wimauma, Hillsborough	578
Leesburg, Lake	573
Punta Gorda, Charlotte	569
Bartow, Polk	542
Palatka, Putnam	541
Missing, Palm Beach	538

COVID-19: characteristics of 385,091 Florida resident cases

Data through Jul 22, 2020 verified as of Jul 23, 2020 at 09:25 AM

Data in this report are provisional and subject to change.

The table below includes the cities and counties of residence for cases in Florida residents based on the patient's ZIP Code.

Note that city is not always received as part of the initial notification and may be missing while the case is being investigated.

City and county	Cases
Lake Mary, Seminole	529
Aventura, Dade	527
Palm Coast, Flagler	520
Labelle, Hendry	508
Cocoa, Brevard	507
Ormond Beach, Volusia	504
Miami Lakes, Dade	499
Tavares, Lake	495
Middleburg, Clay	470
North Fort Myers, Lee	458
Kissimmee, Polk	456
Cantonment, Escambia	456
Winter Springs, Seminole	455
Zephyrhills, Pasco	445
North Port, Sarasota	439
Hudson, Pasco	439
Port Richey, Pasco	438
Loxahatchee, Palm Beach	431
Maitland, Orange	431
Key West, Monroe	425
Brooksville, Hernando	425
Missing, Dade	423
Crestview, Okaloosa	419
Auburndale, Polk	418
Gulf Breeze, Santa Rosa	414
Sebring, Highlands	404
Seffner, Hillsborough	402
Tarpon Springs, Pinellas	402
Dade City, Pasco	401
Marianna, Jackson	394
Ponte Vedra Beach, St. Johns	392
Mulberry, Polk	373
Port Orange, Volusia	371
Riviera Beach, Palm Beach	370
Crawfordville, Wakulla	370
Lake Wales, Polk	369
Jasper, Hamilton	367
Sarasota, Manatee	365
Orange City, Volusia	363
Fernandina Beach, Nassau	363
Venice, Sarasota	359
Pahokee, Palm Beach	358
South Miami, Dade	357
Dunedin, Pinellas	356
Cooper City, Broward	353
Missing, Collier	351
Saint Johns, St. Johns	348
Wauchula, Hardee	345
Holiday, Pasco	344
Navarre, Santa Rosa	340
Green Cove Springs, Clay	333
South Bay, Palm Beach	330
Merritt Island, Brevard	329
Destin, Okaloosa	328
Parrish, Manatee	325
Dania, Broward	322
Eustis, Lake	322
Palm City, Martin	320
Fleming Island, Clay	319

COVID-19: characteristics of 385,091 Florida resident cases

Data through Jul 22, 2020 verified as of Jul 23, 2020 at 09:25 AM

Data in this report are provisional and subject to change.

The table below includes the cities and counties of residence for cases in Florida residents based on the patient's ZIP Code.

Note that city is not always received as part of the initial notification and may be missing while the case is being investigated.

City and county	Cases
Fellsmere, Indian River	314
Panama City Beach, Bay	314
Madison, Madison	308
Dover, Hillsborough	307
Pinecrest, Dade	307
Rockledge, Brevard	305
Missing, Hillsborough	304
Titusville, Brevard	303
The Villages, Sumter	303
Lantana, Palm Beach	303
Odessa, Hillsborough	302
Estero, Lee	300
Avon Park, Highlands	298
Gibsonton, Hillsborough	297
Defuniak Springs, Walton	296
Santa Rosa Beach, Walton	290
Bristol, Liberty	283
Bonifay, Holmes	279
Polk City, Polk	279
Chipley, Washington	271
Moore Haven, Glades	270
New Smyrna Beach, Volusia	264
Atlantic Beach, Duval	262
Inverness, Citrus	262
Groveland, Lake	258
Lauderdale Lakes, Broward	254
Key Biscayne, Dade	253
Crescent City, Putnam	249
Lauderhill, Broward	249
Parkland, Broward	243
Lynn Haven, Bay	240
Mount Dora, Lake	240
Debary, Volusia	239
Missing, Duval	239
Oldsmar, Pinellas	238
Niceville, Okaloosa	227
Hobe Sound, Martin	224
Missing, Orange	222
North Palm Beach, Palm Beach	220
Wilton Manors, Broward	213
Apollo Beach, Hillsborough	212
Frostproof, Polk	208
Lithia, Hillsborough	204
Perry, Taylor	203
Missing, Pasco	202
Palm Springs, Palm Beach	200
Sun City Center, Hillsborough	198
Ellenton, Manatee	197
Sneads, Jackson	196
Pace, Santa Rosa	196
Fort Meade, Polk	195
Ponte Vedra, St. Johns	194
Bushnell, Sumter	191
Alachua, Alachua	185
Yulee, Nassau	183
Missing, Santa Rosa	182
Safety Harbor, Pinellas	182
Trenton, Gilchrist	182
Sebastian, Indian River	176

COVID-19: characteristics of 385,091 Florida resident cases

Data through Jul 22, 2020 verified as of Jul 23, 2020 at 09:25 AM

Data in this report are provisional and subject to change.

The table below includes the cities and counties of residence for cases in Florida residents based on the patient's ZIP Code.

Note that city is not always received as part of the initial notification and may be missing while the case is being investigated.

City and county	Cases
Summerfield, Marion	172
Missing, Hendry	169
Missing, St. Johns	169
Missing, Polk	165
Macclenny, Baker	155
Key Largo, Monroe	155
Palmetto Bay, Dade	153
Chiefland, Levy	151
Missing, Hardee	151
Bellevue, Marion	150
Jensen Beach, Martin	149
Missing, Lee	148
Crystal River, Citrus	146
Starke, Bradford	146
Wildwood, Sumter	142
Jacksonville, St. Johns	141
Bowling Green, Hardee	140
Missing, Marion	137
Mascotte, Lake	134
Missing, Citrus	133
Blountstown, Calhoun	132
Missing, St. Lucie	130
Edgewater, Volusia	129
Missing, Volusia	128
Lady Lake, Lake	127
Homosassa, Citrus	126
Newberry, Alachua	125
Cocoa Beach, Brevard	124
Havana, Gadsden	124
Monticello, Jefferson	123
Neptune Beach, Duval	122
Williston, Levy	121
Mary Esther, Okaloosa	120
Old Town, Dixie	120
Lake Placid, Highlands	120
Myakka City, Manatee	117
Thonotosassa, Hillsborough	117
Missing, Madison	115
Lake Alfred, Polk	114
Shalimar, Okaloosa	113
Satellite Beach, Brevard	113
Missing, Desoto	113
Callahan, Nassau	112
Missing, Osceola	111
Clearwater Beach, Pinellas	111
Dunnellon, Marion	110
Port Saint Joe, Gulf	110
Missing, Brevard	109
Jennings, Hamilton	108
Nokomis, Sarasota	106
Minneola, Lake	105
Pierson, Volusia	104
Marathon, Monroe	103
Holly Hill, Volusia	103
Carol City, Dade	102
Lake Butler, Union	102
Southwest Ranches, Broward	101
Sorrento, Lake	98
Spring Hill, Pasco	96

COVID-19: characteristics of 385,091 Florida resident cases

Data through Jul 22, 2020 verified as of Jul 23, 2020 at 09:25 AM

Data in this report are provisional and subject to change.

The table below includes the cities and counties of residence for cases in Florida residents based on the patient's ZIP Code.

Note that city is not always received as part of the initial notification and may be missing while the case is being investigated.

City and county	Cases
Freeport, Walton	96
Missing, Martin	95
Medley, Dade	95
Englewood, Charlotte	94
Tavernier, Monroe	91
West Melbourne, Brevard	90
De Leon Springs, Volusia	88
Hilliard, Nassau	88
Chattahoochee, Gadsden	86
Missing, Jackson	86
Lake Park, Palm Beach	84
Gulfport, Pinellas	83
Marco Island, Collier	82
Missing, Indian River	81
Missing, Hernando	80
Bunnell, Flagler	80
Indialantic, Brevard	79
Zolfo Springs, Hardee	79
Alva, Lee	79
Midway, Gadsden	77
Jay, Santa Rosa	76
Missing, Highlands	76
Miramar Beach, Walton	76
Bell, Gilchrist	74
Tequesta, Palm Beach	74
Missing, Sarasota	74
Molino, Escambia	73
Montverde, Lake	73
Cross City, Dixie	72
Graceville, Jackson	70
Missing, Monroe	70
Missing, Seminole	70
Palm Beach, Palm Beach	69
Cape Canaveral, Brevard	69
Missing, Pinellas	68
Englewood, Sarasota	68
Gotha, Orange	68
Beverly Hills, Citrus	67
Mayo, Lafayette	67
Chuluota, Seminole	67
Avon Park, Polk	66
Bronson, Levy	66
Flagler Beach, Flagler	66
Umatilla, Lake	64
Wewahitchka, Gulf	64
Geneva, Seminole	63
Trinity, Pasco	62
East Palatka, Putnam	61
Fort Myers Beach, Lee	59
Fruitland Park, Lake	59
Hernando, Citrus	58
Lecanto, Citrus	57
Eagle Lake, Polk	57
South Daytona, Volusia	57
Kenneth City, Pinellas	57
Missing, Nassau	56
Missing, Escambia	56
Fort White, Columbia	56
Gretna, Gadsden	55

COVID-19: characteristics of 385,091 Florida resident cases

Data through Jul 22, 2020 verified as of Jul 23, 2020 at 09:25 AM

Data in this report are provisional and subject to change.

The table below includes the cities and counties of residence for cases in Florida residents based on the patient's ZIP Code.

Note that city is not always received as part of the initial notification and may be missing while the case is being investigated.

City and county	Cases
Ave Maria, Collier	55
Greenwood, Jackson	55
Missing, Manatee	54
High Springs, Alachua	54
Rotunda West, Charlotte	54
Missing, Clay	54
Keystone Heights, Clay	54
Oxford, Sumter	53
Archer, Alachua	53
Altha, Calhoun	52
Dunnellon, Citrus	52
West Miami, Dade	52
Mims, Brevard	51
Missing, Lake	51
Vernon, Washington	50
Belle Isle, Orange	48
Hastings, St. Johns	48
Weeki Wachee, Hernando	48
Melbourne Beach, Brevard	47
Century, Escambia	47
Interlachen, Putnam	47
Oakland, Orange	47
Cottondale, Jackson	46
Missing, Flagler	46
Lake Panasoffkee, Sumter	45
Islamorada, Monroe	45
Missing, Okaloosa	45
Pomona Park, Putnam	45
White Springs, Hamilton	44
Zellwood, Orange	44
South Pasadena, Pinellas	44
Indian Rocks Beach, Pinellas	43
Glen Saint Mary, Baker	43
Surfside, Dade	42
O Brien, Suwannee	42
Youngstown, Bay	42
Seville, Volusia	42
Coconut Grove, Dade	42
Baker, Okaloosa	42
Satsuma, Putnam	40
Missing, Washington	40
Missing, Levy	40
Southport, Bay	40
Dundee, Polk	39
Missing, Gadsden	39
Webster, Sumter	39
Raiford, Union	39
Biscayne Park, Dade	39
Citra, Marion	39
Apalachicola, Franklin	38
Osprey, Sarasota	38
Bal Harbour, Dade	37
Viera, Brevard	37
Silver Springs, Marion	37
Greenacres, Palm Beach	36
Grand Island, Lake	36
Branford, Suwannee	36
Lawtey, Bradford	36
Hawthorne, Alachua	36

COVID-19: characteristics of 385,091 Florida resident cases

Data through Jul 22, 2020 verified as of Jul 23, 2020 at 09:25 AM

Data in this report are provisional and subject to change.

The table below includes the cities and counties of residence for cases in Florida residents based on the patient's ZIP Code.

Note that city is not always received as part of the initial notification and may be missing while the case is being investigated.

City and county	Cases
El Portal, Dade	36
Missing, Leon	36
Indian Harbour Beach, Brevard	36
Lakewood Ranch, Manatee	35
Reddick, Marion	35
San Antonio, Pasco	35
Greenville, Madison	35
Christmas, Orange	34
Grand Ridge, Jackson	34
Lake Hamilton, Polk	33
Sanibel, Lee	33
Missing, Unknown	32
Missing, Calhoun	32
Ocklawaha, Marion	32
Celebration, Osceola	32
Missing, Walton	31
Mcdavid, Escambia	31
Missing, Gulf	31
Sanderson, Baker	31
Cutler Bay, Dade	30
Lee, Madison	30
Poinciana, Polk	30
Coleman, Sumter	30
Center Hill, Sumter	29
Melrose, Putnam	28
Howey-In-The-Hills, Lake	28
Missing, Okeechobee	27
Juno Beach, Palm Beach	26
Missing, Sumter	26
Inlet Beach, Walton	26
Princeton, Dade	26
Florida State University, Leon	26
Fountain, Bay	26
Steinhatchee, Taylor	25
Citrus Springs, Citrus	25
Missing, Wakulla	25
Elkton, St. Johns	25
Lauderdale By The Sea, Broward	25
Lake Helen, Volusia	25
Missing, Gilchrist	25
Stock Island, Monroe	25
Mcalpin, Suwannee	25
Malabar, Brevard	25
Missing, Holmes	24
Bokeelia, Lee	24
Canal Point, Palm Beach	24
Alford, Jackson	24
Hallandale Beach, Broward	24
Missing, Baker	24
Lady Lake, Sumter	23
Patrick Air Force Base, Brevard	23
Atlantis, Palm Beach	23
Madeira Beach, Pinellas	23
Big Pine Key, Monroe	23
Astor, Lake	23
Fern Park, Seminole	22
The Villages, Lake	22
Micanopy, Alachua	22
Hypoluxo, Palm Beach	22

COVID-19: characteristics of 385,091 Florida resident cases

Data through Jul 22, 2020 verified as of Jul 23, 2020 at 09:25 AM

Data in this report are provisional and subject to change.

The table below includes the cities and counties of residence for cases in Florida residents based on the patient's ZIP Code.

Note that city is not always received as part of the initial notification and may be missing while the case is being investigated.

City and county	Cases
Malone, Jackson	22
Babson Park, Polk	22
Greensboro, Gadsden	22
Felda, Hendry	22
Florida Dept Of Corrections, Union	22
Osteen, Volusia	22
Morriston, Levy	21
Weirsdale, Marion	21
Naranja, Dade	20
Missing, Bay	20
Valparaiso, Okaloosa	20
Westville, Holmes	20
Floral City, Citrus	20
Ochopee, Collier	20
Astatula, Lake	20
Sunny Isles Beach, Dade	19
Laurel Hill, Okaloosa	19
Hosford, Liberty	19
Bryceville, Nassau	19
Wellborn, Suwannee	18
Belleair, Pinellas	18
Saint James City, Lee	18
Kissimmee, Orange	18
Miami Springs, Dade	18
Missing, Liberty	17
Hialeah Gardens, Dade	17
Eastpoint, Franklin	17
Belleair Beach, Pinellas	17
Bradenton Beach, Manatee	17
Yalaha, Lake	17
Summerland Key, Monroe	17
Eglin Air Force Base, Okaloosa	17
Longboat Key, Manatee	17
Temple Terrace, Hillsborough	16
Welaka, Putnam	16
Missing, Jefferson	16
San Mateo, Putnam	16
Unknown, Orange	16
Oak Hill, Volusia	15
Kendall, Dade	15
Anthony, Marion	15
Carrabelle, Franklin	15
North Bay Village, Dade	15
Sweetwater, Dade	15
Odessa, Pasco	15
Destin, Walton	15
Haverhill, Palm Beach	15
Grant-Valkaria, Brevard	15
Missing, Suwannee	14
Holt, Okaloosa	14
Crystal Beach, Pinellas	14
Sumterville, Sumter	14
Golden Beach, Dade	14
Alafaya, Orange	13
Lamont, Jefferson	13
Waverly, Polk	13
Missing, Charlotte	13
Carrollwood, Hillsborough	13
Missing, Bradford	13

COVID-19: characteristics of 385,091 Florida resident cases

Data through Jul 22, 2020 verified as of Jul 23, 2020 at 09:25 AM

Data in this report are provisional and subject to change.

The table below includes the cities and counties of residence for cases in Florida residents based on the patient's ZIP Code.

Note that city is not always received as part of the initial notification and may be missing while the case is being investigated.

City and county	Cases
Baldwin, Duval	13
Paisley, Lake	13
Altoona, Lake	13
Kindred, Osceola	13
Fort Denaud, Hendry	12
Ona, Hardee	12
Bascom, Jackson	12
Ponce De Leon, Holmes	12
Miami Shores, Dade	12
Caryville, Washington	12
Barefoot Bay, Brevard	11
Lighthouse Point, Broward	11
Sopchoppy, Wakulla	11
Okahumpka, Lake	11
Edgewood, Orange	11
Singer Island, Palm Beach	11
Village Of Palmetto Bay, Dade	11
West Park, Broward	11
Goulds, Dade	11
Missing, Dixie	11
Hollister, Putnam	11
Holmes Beach, Manatee	11
Placida, Charlotte	11
Nocatee, Desoto	10
Callaway, Bay	10
Waldo, Alachua	10
Campbellton, Jackson	10
Terra Ceia, Manatee	10
Heathrow, Seminole	10
Florahome, Putnam	10
Tice, Lee	10
Ponce Inlet, Volusia	10
Tierra Verde, Pinellas	9
North Redington Beach, Pinellas	9
Bellview, Escambia	9
Fruit Cove, St. Johns	9
Harmony, Osceola	9
Missing, Franklin	9
Mangonia Park, Palm Beach	9
Eaton Park, Polk	9
Lake Suzy, Desoto	9
Bayonet Point, Pasco	9
Inglis, Levy	8
Walnut Hill, Escambia	8
Bay Harbor Islands, Dade	8
Dania Beach, Broward	8
Georgetown, Putnam	8
Balm, Hillsborough	8
Santa Fe, Alachua	8
Sun City, Hillsborough	8
Labelle, Glades	8
Matlacha, Lee	8
Winter Park, Seminole	8
Unknown, Dade	8
Intercession City, Osceola	8
Clarksville, Calhoun	8
Palm Shores, Brevard	8
Missing, Glades	8
Fort Mccoy, Marion	8

COVID-19: characteristics of 385,091 Florida resident cases

Data through Jul 22, 2020 verified as of Jul 23, 2020 at 09:25 AM

Data in this report are provisional and subject to change.

The table below includes the cities and counties of residence for cases in Florida residents based on the patient's ZIP Code.

Note that city is not always received as part of the initial notification and may be missing while the case is being investigated.

City and county	Cases
Brooker, Bradford	7
Kinard, Calhoun	7
Reunion, Osceola	7
Missing, Taylor	7
Hampton, Bradford	7
Sydney, Hillsborough	7
Tyndall Air Force Base, Bay	7
Sebastian, Brevard	7
Pinetta, Madison	7
Lutz, Pasco	7
Ocean Ridge, Palm Beach	7
Highland City, Polk	7
Eloise, Polk	7
Treasure Island, Pinellas	7
Enterprise, Volusia	6
Wabasso, Indian River	6
Missing, Lafayette	6
Buena Ventura Lakes, Osceola	6
Tioga, Alachua	6
Wahneta, Polk	6
Venus, Highlands	6
Missing, Alachua	6
Kathleen, Polk	6
Palma Sola, Manatee	6
Palmdale, Glades	6
Missing, Union	6
Mango, Hillsborough	5
Orlando, Seminole	5
Bradley, Polk	5
La Crosse, Alachua	5
Jacksonville, Unknown	5
Miami, Unknown	5
Pensacola Beach, Santa Rosa	5
Long Boat Key, Manatee	5
Bay Pines, Pinellas	5
Crystal Springs, Pasco	5
Maitland, Seminole	5
Ponce De Leon, Walton	5
Saint Pete Beach, Pinellas	5
Lorida, Highlands	5
West Delray Beach, Palm Beach	5
Cedar Key, Levy	5
Hollywood, Unknown	5
Kenansville, Osceola	5
Poinciana, Osceola	5
Hiawassee, Orange	5
Key Colony Beach, Monroe	5
Orange Lake, Marion	5
Gonzalez, Escambia	5
Lehigh, Lee	4
Tallevast, Manatee	4
Indian Lake Estates, Polk	4
Maxville, Duval	4
Ybor City, Hillsborough	4
Missing, Putnam	4
Dowling Park, Suwannee	4
Perdido Key, Escambia	4
Nichols, Polk	4
Nobleton, Hernando	4

COVID-19: characteristics of 385,091 Florida resident cases

Data through Jul 22, 2020 verified as of Jul 23, 2020 at 09:25 AM

Data in this report are provisional and subject to change.

The table below includes the cities and counties of residence for cases in Florida residents based on the patient's ZIP Code.

Note that city is not always received as part of the initial notification and may be missing while the case is being investigated.

City and county	Cases
Northdale, Hillsborough	4
Perrine, Dade	4
Altamonte Springs, Orange	4
Panacea, Wakulla	4
Homeland, Polk	4
Bonifay, Washington	4
Cloud Lake, Palm Beach	4
Plymouth, Orange	4
Paxton, Walton	4
Penney Farms, Clay	4
Ridge Manor, Pasco	4
Saint Lucie West, St. Lucie	4
Siesta Key, Sarasota	4
Mayport, Duval	4
Pembroke Park, Broward	4
North Venice, Sarasota	4
Pine Hills, Orange	3
Shady Grove, Taylor	3
Graceville, Holmes	3
Fisher Island, Dade	3
Buckingham, Lee	3
Candler, Marion	3
Boca Grande, Lee	3
Unknown, Broward	3
Quail Heights, Dade	3
Micco, Brevard	3
Lowell, Marion	3
Lynbrook, Broward	3
Lake Como, Putnam	3
Lake Monroe, Seminole	3
Captiva, Lee	3
Belleair Bluffs, Pinellas	3
Bagdad, Santa Rosa	3
Fort Lauderdale, Unknown	3
Ferndale, Lake	3
Davenport, Osceola	3
Green Acres, Palm Beach	3
Dinsmore, Duval	3
Ebro, Washington	3
Loughman, Polk	3
Long Key, Monroe	3
Cudjoe Key, Monroe	3
Cutler Ridge, Dade	3
Duette, Manatee	3
East Lake, Marion	3
Azalea Park, Orange	3
Anna Maria, Manatee	3
Mexico Beach, Bay	3
Missing, Hamilton	3
Trilby, Pasco	3
Celebration, Orange	3
Goodland, Collier	3
Leisure City, Dade	3
Pasadena, Pinellas	3
Port Saint John, Brevard	3
Saint Leo, Pasco	3
Mount Plymouth, Lake	3
Oneco, Manatee	3
Westchase, Hillsborough	3

COVID-19: characteristics of 385,091 Florida resident cases

Data through Jul 22, 2020 verified as of Jul 23, 2020 at 09:25 AM

Data in this report are provisional and subject to change.

The table below includes the cities and counties of residence for cases in Florida residents based on the patient's ZIP Code.

Note that city is not always received as part of the initial notification and may be missing while the case is being investigated.

City and county	Cases
City Of Sunrise, Broward	3
Braden River, Manatee	3
Fpo, Duval	3
Elfers, Pasco	3
Miromar Lakes, Lee	3
Mayport Naval Housing, Duval	3
Gulf Stream, Palm Beach	3
Lacoochee, Pasco	3
Hernando Beach, Hernando	3
Gulf Hammock, Levy	3
Centerville, Leon	3
Steinhatchee, Dixie	3
Saint Marks, Wakulla	3
Pompano Beach, Unknown	3
Eatonville, Orange	3
Homosassa Springs, Citrus	3
Earleton, Alachua	2
Longboat Key, Sarasota	2
Aloma, Orange	2
Branford, Lafayette	2
Clewiston, Palm Beach	2
Rubonia, Manatee	2
Ormond Beach, Flagler	2
San Carlos Park, Lee	2
Sorrento, Orange	2
Ft Pierce, St. Lucie	2
Gulf Breeze, Escambia	2
Lamont, Taylor	2
Lulu, Columbia	2
Venice, Manatee	2
Unknown, Seminole	2
Sugarloaf, Monroe	2
Everglades National Park, Dade	2
Virginia Gardens, Dade	2
South Palm Beach, Palm Beach	2
Union Park, Orange	2
Samoset, Manatee	2
Mulberry, Hillsborough	2
New Smyrna, Volusia	2
Palma Ceia, Hillsborough	2
Sand Lake, Orange	2
West Palm Beach, Unknown	2
Lake Butler, Bradford	2
Lauderhill, Unknown	2
Miami, Martin	2
Durant, Hillsborough	2
At Large, Broward	2
Margate, Unknown	2
Port Salerno, Martin	2
Bayshore Gardens, Manatee	2
Everglades City, Collier	2
Lealman, Pinellas	2
Horseshoe Beach, Dixie	2
Hialeah, Unknown	2
Fort Charlotte, Charlotte	2
Lake Harbor, Palm Beach	2
Lake City, Suwannee	2
Forest City, Orange	2
Goldenrod, Seminole	2

COVID-19: characteristics of 385,091 Florida resident cases

Data through Jul 22, 2020 verified as of Jul 23, 2020 at 09:25 AM

Data in this report are provisional and subject to change.

The table below includes the cities and counties of residence for cases in Florida residents based on the patient's ZIP Code.

Note that city is not always received as part of the initial notification and may be missing while the case is being investigated.

City and county	Cases
Alturas, Polk	2
Chokoloskee, Collier	2
Orlando, Brevard	2
Woodville, Leon	2
Yankeetown, Levy	2
Hawthorne, Putnam	2
Archer, Levy	2
Laud-By-The-Sea, Broward	2
Jensen Beach, St. Lucie	2
Loxahatchee Groves, Palm Beach	2
Lockhart, Orange	2
Ramrod Key, Monroe	2
River Ranch, Polk	2
Orlando, Unknown	2
Ponte Vedra, Duval	2
Valkaria, Brevard	2
Trenton, Levy	2
University Park, Manatee	2
West Villages, Sarasota	2
Hallandle Beach, Broward	2
Inlet Beach, Bay	2
Laurel, Sarasota	2
Tangerine, Orange	2
Sunny Hills, Washington	2
Parker, Bay	2
Oklawaha, Marion	2
Milton, Escambia	2
Manalapan, Palm Beach	2
Miamf, Dade	1
Olustee, Baker	1
Okeechobee, St. Lucie	1
Pine Ridge, Citrus	1
Switzerland, St. Johns	1
Tampa Palms, Hillsborough	1
South Daytona Beach, Volusia	1
Tampa, Pinellas	1
Sewalls Point, Martin	1
San Antonio, Unknown	1
Tewksbury, Orange	1
Unknown, Columbia	1
Unknown, Palm Beach	1
Watersound, Walton	1
Wesley Chapel, Alachua	1
Weston, Dade	1
Lake Wales, Escambia	1
Jacksonville, Clay	1
Hollywood, Dade	1
Kissimmee, Brevard	1
Grandin, Putnam	1
Fort Pierce, Martin	1
Florence Villa, Polk	1
FI, Dade	1
Fellsmele, Brevard	1
Estero, Collier	1
Bay Lake, Orange	1
Beverly Beach, Flagler	1
Aollywoss, Dade	1
Arnondale, Hillsborough	1
Celeste, Broward	1

COVID-19: characteristics of 385,091 Florida resident cases

Data through Jul 22, 2020 verified as of Jul 23, 2020 at 09:25 AM

Data in this report are provisional and subject to change.

The table below includes the cities and counties of residence for cases in Florida residents based on the patient's ZIP Code.

Note that city is not always received as part of the initial notification and may be missing while the case is being investigated.

City and county	Cases
Cortez, Manatee	1
Clermont, Orange	1
Clermont, Polk	1
Doctors Inlet, Clay	1
Wintergarden, Orange	1
Venice, Hillsborough	1
West Bradenton, Manatee	1
Tallahassee, Unknown	1
The Villages, Marion	1
Port Everglades, Broward	1
Palm Beach Shores, Palm Beach	1
Saint Augusaintine Beach, St. Johns	1
Seven Springs, Pasco	1
Mount Pleasant, Gadsden	1
Orlando, Columbia	1
Niceville, Walton	1
Louisville, Broward	1
Middlesburg, Duval	1
Jupiter, Duval	1
Immokalee, Lee	1
Indian Shores, Pinellas	1
Boca Raton, Orange	1
Apopka, Seminole	1
Hallandale Beach, Unknown	1
Davenport, Orange	1
Wimauma, Manatee	1
Wausau, Washington	1
Palm Coast, Orange	1
Saint Cloud, Orange	1
Saint Petersburg, Dade	1
San Pedro Sula, Dade	1
Seminole, Orange	1
Scottsmoor, Brevard	1
Telogia, Liberty	1
Turmero, Dade	1
Cosselberry, Orange	1
Darien, Pasco	1
Deltona , Volusia	1
Bostwick, Putnam	1
Bartow, Unknown	1
Cassadaga, Volusia	1
Champions Gate, Polk	1
Gastonia, Polk	1
Logwood, Seminole	1
Lanark Village, Franklin	1
Miami Granders, Dade	1
Murdock, Charlotte	1
General Delivery, Pasco	1
Gibsonia, Polk	1
Greenacres, Unknown	1
Hallandate Ben, Unknown	1
Hurlburt Field, Okaloosa	1
Longwood, Orange	1
Live Oak, Columbia	1
Everett, Dade	1
Daytona Beach Shores, Volusia	1
Cottondale, Washington	1
Apopka, Unknown	1
Alligator Point, Wakulla	1

COVID-19: characteristics of 385,091 Florida resident cases

Data through Jul 22, 2020 verified as of Jul 23, 2020 at 09:25 AM

Data in this report are provisional and subject to change.

The table below includes the cities and counties of residence for cases in Florida residents based on the patient's ZIP Code.

Note that city is not always received as part of the initial notification and may be missing while the case is being investigated.

City and county	Cases
Bonita Springs, Collier	1
Bruce, Holmes	1
Redington Beach, Pinellas	1
Redington Shores, Pinellas	1
Orlando, Orange	1
Ocala, Unknown	1
Ocean Breeze, Martin	1
Madison, Unknown	1
Nokomis, Palm Beach	1
University Of Central Fl, Orange	1
Valrico, Orange	1
Tampa, Orange	1
Town N Country, Hillsborough	1
Saint Cloud, Manatee	1
South Fort Myers, Lee	1
Sparr, Marion	1
Winterpark, Unknown	1
Wewahitchka, Calhoun	1
Austin, Dade	1
Apo, Collier	1
Astor, Volusia	1
Clearwater, Hillsborough	1
El Jobean, Charlotte	1
Fort Lauderdale, Dade	1
Franklin, Orange	1
Haines City, Orange	1
Mayport Naval Station, Duval	1
Mount Dora, Orange	1
New Church, Palm Beach	1
New Port Richey, Hillsborough	1
Jena, Taylor	1
Litchfield Park, Unknown	1
Laurel Hill, Walton	1
Weston, Unknown	1
Winter Springs, Orange	1
Seacrest, Bay	1
West Hollywood, Broward	1
Unknown Out Of Area, Palm Beach	1
Unknown, Duval	1
Roseland, Indian River	1
Pensacola Naval Hospital, Escambia	1
Point Washington, Walton	1
Orange Park, Duval	1
Orlando, Osceola	1
Oviedo, Orange	1
Pennsacola, Escambia	1
Oakland Park, Unknown	1
Okeechobee, Martin	1
Okeechobi, Unknown	1
North Port, Manatee	1
Sarasota, Unknown	1
Seacrest, Walton	1
Salem, Taylor	1
Pooler, Broward	1
University Of Miami, Dade	1
Unknown, Manatee	1
Vernon, Bay	1
St Cloud, Orange	1
Wakulla Springs, Wakulla	1

COVID-19: characteristics of 385,091 Florida resident cases

Data through Jul 22, 2020 verified as of Jul 23, 2020 at 09:25 AM

Data in this report are provisional and subject to change.

The table below includes the cities and counties of residence for cases in Florida residents based on the patient's ZIP Code.

Note that city is not always received as part of the initial notification and may be missing while the case is being investigated.

City and county	Cases
Twentynine Palms, Broward	1
Windermere, Unknown	1
Xifamk, Dade	1
Fanning Springs, Gilchrist	1
Fellsmere, Brevard	1
Fernandina, Nassau	1
Graham, Bradford	1
Cypress Gardens, Polk	1
Hillsboro Beach, Broward	1
Holder, Citrus	1
Lauderdale Lakes, Unknown	1
Key West Naval Air Station, Monroe	1
Indian River Shores, Indian River	1
Indian Rock Beach, Pinellas	1
Metter, Manatee	1
Miami Dade, Unknown	1
Miami, Broward	1
Miamksaohes, Dade	1
Unknown, Volusia	1
Port Richey, Hillsborough	1
Port Saint Lucie, Palm Beach	1
Punta Gurda, Sarasota	1
Rocky Point, Hillsborough	1
Saint Johns, Duval	1
Pensacola Beach, Escambia	1
Pine Castle, Orange	1
Orl, Osceola	1
Westville, Walton	1
Miccosukee, Leon	1
Milligan, Okaloosa	1
Miami, Lee	1
N. Lauderdale, Broward	1
Land O Lakes, Hillsborough	1
Layton, Monroe	1
Lehigh Acers, Lee	1
Homeless, Hillsborough	1
Homeless, Monroe	1
Hutchinson Island, St. Lucie	1
Glenwood, Volusia	1
Hallandale, Unknown	1
Deerfield Beach, Unknown	1
Cypress, Jackson	1
Clarcona, Orange	1
Coconut Ck, Unknown	1
Alpharetta, Broward	1
Baker, Escambia	1
Cape Cord, Lee	1
Shalimar, Escambia	1
Sharpes, Brevard	1
Sanford, Orange	1
Uknown, Unknown	1
Unable To Obtain, Palm Beach	1
University Of Tampa, Hillsborough	1
Unk, Alachua	1
Watersound, Bay	1
Yeehaw, Okeechobee	1
Panama City, Unknown	1
Rivera Beach, Palm Beach	1
Perth Amboy, Hillsborough	1

COVID-19: characteristics of 385,091 Florida resident cases

Data through Jul 22, 2020 verified as of Jul 23, 2020 at 09:25 AM

Data in this report are provisional and subject to change.

The table below includes the cities and counties of residence for cases in Florida residents based on the patient's ZIP Code.

Note that city is not always received as part of the initial notification and may be missing while the case is being investigated.

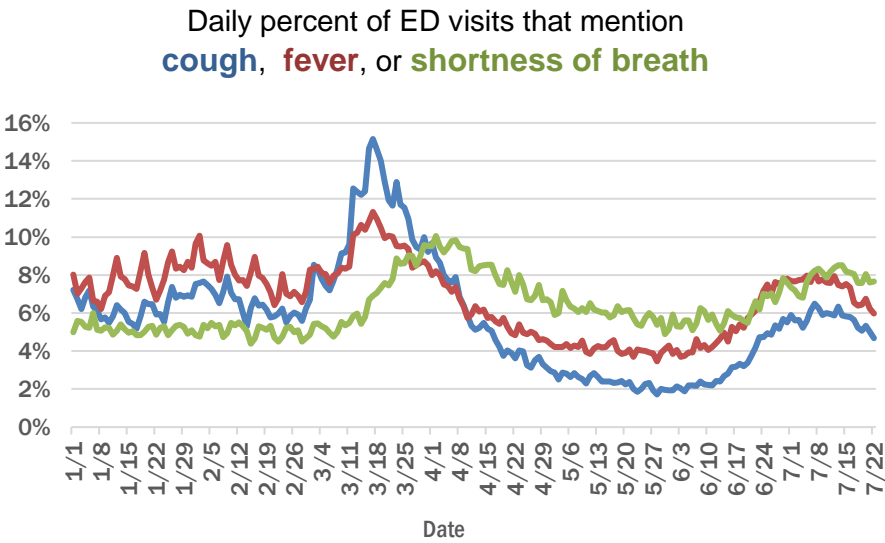
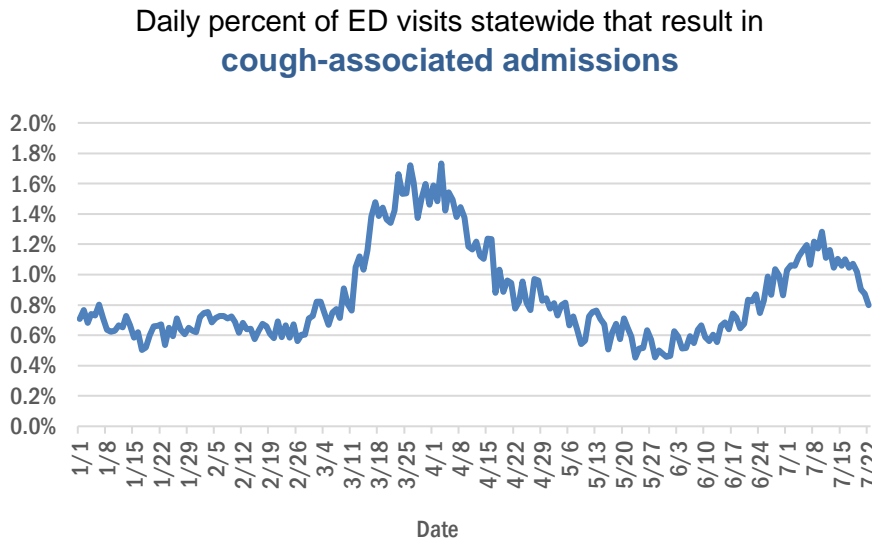
City and county	Cases
Miami Gardens, Unknown	1
Morriston, Marion	1
Mount Dora, Seminole	1
Naples, Lee	1
North Fort Myers, Charlotte	1
North Laud, Unknown	1
Cape Haze, Charlotte	1
Davie, Unknown	1
Branford, Gilchrist	1
Alva, Escambia	1
Bayou George, Bay	1
Jacksonville Naval Air Station, Duval	1
Jacksonville Naval Hospital, Duval	1
Jacksonville, Nassau	1
Mesa, Unknown	1
Homossa, Orange	1
Hudson, Pinellas	1
Indian Creek Village, Dade	1
Total	385,091

COVID-19: additional surveillance information

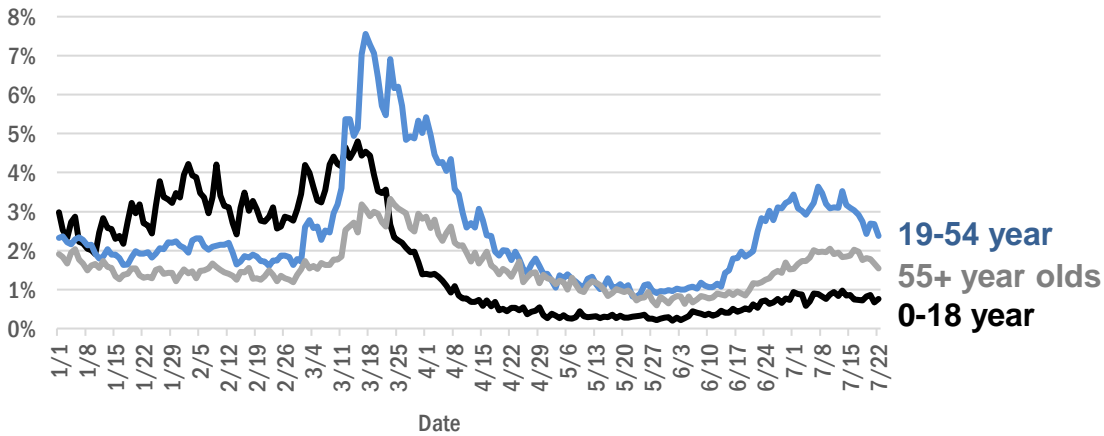
Data through Jul 22, 2020 verified as of Jul 23, 2020 at 09:25 AM

Data in this report are provisional and subject to change.

Statewide emergency department (ED) chief complaint and admission data



Daily percent of ED visits statewide that mention cough by age group



The Electronic Surveillance System for the Early Notification of Community-Based Epidemics (ESSENCE-FL) includes chief complaint data from 211 of 212 Florida EDs. Data are transmitted electronically to ESSENCE-FL daily or hourly.

COVID-19: All persons with tests reported

Data through Jul 22, 2020 verified as of Jul 23, 2020 at 09:25 AM

Data in this report are provisional and subject to change.

The table below includes persons with laboratory results that the Department of Health has received electronically or by mail/fax for Florida residents and non-Florida residents.

County	Awaiting testing	Inconclusive	Negative	Positive	Percent positive	Total tested
Alachua	4	19	56,900	2,890	5%	59,809
Baker	8		3,504	254	7%	3,758
Bay	2	28	17,024	2,356	12%	19,408
Bradford	1	3	3,404	212	6%	3,619
Brevard	5	52	66,915	4,658	7%	71,625
Broward	126	413	297,616	45,010	13%	343,039
Calhoun	1	6	1,671	232	12%	1,909
Charlotte	5	9	18,513	1,560	8%	20,082
Citrus	9	10	14,179	954	6%	15,143
Clay	11	12	26,145	2,330	8%	28,487
Collier	158	58	45,102	8,401	16%	53,561
Columbia	5	42	8,653	1,792	17%	10,487
Dade	202	1,145	439,143	95,068	18%	535,356
Desoto	6	17	7,296	1,123	13%	8,436
Dixie		2	1,920	208	10%	2,130
Duval	112	199	155,249	18,357	11%	173,805
Escambia	17	33	51,134	6,461	11%	57,628
Flagler	3	14	11,525	724	6%	12,263
Franklin	1	1	2,162	82	4%	2,245
Gadsden		33	8,062	1,040	11%	9,135
Gilchrist	1	6	2,862	283	9%	3,151
Glades		1	658	292	31%	951
Gulf	1	4	2,717	212	7%	2,933
Hamilton	1	2	3,094	527	15%	3,623
Hardee		3	3,158	733	19%	3,894
Hendry	2	15	5,806	1,451	20%	7,272
Hernando	1	6	14,176	1,296	8%	15,478
Highlands	5	12	12,308	912	7%	13,232
Hillsborough	150	283	171,886	25,432	13%	197,601
Holmes		7	3,285	348	10%	3,640
Indian River	44	11	20,136	1,767	8%	21,914
Jackson	3	12	7,226	963	12%	8,201
Jefferson	1	2	1,807	156	8%	1,965
Lafayette		2	695	75	10%	772
Lake	42	33	49,414	3,757	7%	53,204
Lee	22	30	84,142	13,768	14%	97,940
Leon	19	91	44,166	3,480	7%	47,737
Levy		7	4,543	424	9%	4,974
Liberty		1	2,549	320	11%	2,870
Madison	1	19	3,914	504	11%	4,437
Manatee	5	38	62,865	7,252	10%	70,155
Marion	404	25	34,359	2,927	8%	37,311
Martin	42	34	19,320	3,314	15%	22,668
Monroe	32	9	9,279	998	10%	10,286
Nassau	18	18	11,492	865	7%	12,375
Okaloosa	23	29	20,493	2,134	9%	22,656
Okeechobee	2	8	4,756	770	14%	5,534
Orange	363	256	199,838	25,254	11%	225,348

COVID-19: All persons with tests reported

Data through Jul 22, 2020 verified as of Jul 23, 2020 at 09:25 AM

Data in this report are provisional and subject to change.

The table below includes persons with laboratory results that the Department of Health has received electronically or by mail/fax for Florida residents and non-Florida residents.

County	Awaiting testing	Inconclusive	Negative	Positive	Percent positive	Total tested
Osceola	68	109	42,546	6,844	14%	49,499
Palm Beach	204	494	198,777	28,267	12%	227,538
Pasco	53	37	50,232	5,363	10%	55,632
Pinellas	22	101	130,767	14,371	10%	145,239
Polk	31	65	67,546	10,545	13%	78,156
Putnam	2	9	9,243	1,083	10%	10,335
Santa Rosa	2	16	19,466	2,147	10%	21,629
Sarasota	28	36	56,352	4,644	8%	61,032
Seminole	34	57	51,771	5,736	10%	57,564
St. Johns	32	30	30,632	2,708	8%	33,370
St. Lucie	218	47	30,554	4,004	12%	34,605
Sumter	48	12	13,775	902	6%	14,689
Suwannee		8	5,090	940	16%	6,038
Taylor		2	2,269	244	10%	2,515
Union		1	2,789	169	6%	2,959
Unknown		28	4,025	433	10%	4,486
Volusia	20	62	53,928	5,803	10%	59,793
Wakulla	2	28	4,875	419	8%	5,322
Walton	1	39	6,287	931	13%	7,257
Washington	3	2	3,089	389	11%	3,480
Total	2,626	4,243	2,821,074	389,868	12%	3,215,185

COVID-19: testing by laboratory

Data through Jul 22, 2020 verified as of Jul 23, 2020 at 09:25 AM

Data in this report are provisional and subject to change.

The numbers in the table below represent the number for whom test results were received by the Department of Health. A person can be tested by more than one laboratory and can have both positive and negative results. **Therefore, the sum of the numbers in each column will be larger than the total number of people tested.**

Reporting lab	Inconclusive	Negative	Positive	Percent positive	Total
QUEST DIAGNOSTICS - TAMPA	2,605	539,484	72,486	12%	614,575
LABORATORY CORPORATION OF AMERICA	693	513,700	74,099	13%	588,492
BIO REFERENCE LABORATORIES, INC	3,029	353,129	63,448	15%	419,606
GENETWORX	662	324,080	27,522	8%	352,264
REALTOX LABS LLC	1,298	157,405	24,547	13%	183,250
ADVENT HEALTH LAB	111	100,786	13,757	12%	114,654
NORTHWEST LABORATORY	104	107,093	4,060	4%	111,257
CURATIVE_LABS	1,437	88,367	3,666	4%	93,470
MEDICAL DIAGNOSTIC LABORATORIES	583	65,700	9,050	12%	75,333
KORVALABS, INC	565	68,744	2,670	4%	71,979
BIOCOLLECTIONS WORLDWIDE, INC	135	48,840	7,765	14%	56,740
MAYO CLINIC LABORATORIES	85	50,722	4,742	9%	55,549
MEMORIAL REGIONAL HOSPITAL SOUTH	18	40,139	9,637	19%	49,794
QUEST DIAGNOSTICS NICHOLS INSTITUTE, INC.	157	44,178	5,361	11%	49,696
BAYCARE LABORATORIES LLC	218	44,011	4,569	9%	48,798
ORLANDO REG MED CENTER CLINICAL LAB	362	36,292	4,457	11%	41,111
SACRED HEART HOSPITAL LABORATORY	2	36,862	3,988	10%	40,852
BPHL-JACKSONVILLE	12	33,238	6,290	16%	39,540
DIATHERIX LABORATORIES		31,965	4,105	11%	36,070
TAMPA GENERAL HOSPITAL	4	32,929	2,437	7%	35,370
TESTING MATTERS INC		30,941	4,163	12%	35,104
UF PATHLABS	33	33,250	1,153	3%	34,436
VIRACOR-EUROFINS LABORATORIES		22,583	7,278	24%	29,861
JACKSON MEMORIAL HOSPITAL CLINICAL LAB	79	24,099	5,461	18%	29,639
ARUP LABORATORIES		27,496	1,928	7%	29,424
BPHL-MIAMI	176	20,782	3,940	16%	24,898
ELABNETWORK	1	22,470	1,709	7%	24,180
BPHL-TAMPA (SPECTRUM BLVD)	43	19,029	3,010	14%	22,082
SHANDS AT THE UNIVERSITY OF FLORIDA	52	20,073	926	4%	21,051
AIT LABORATORIES		17,730	2,016	10%	19,746
LAKELAND REGIONAL MEDICAL CENTER	36	15,575	1,719	10%	17,330
ST VINCENT'S MEDICAL CENTER - RIVERSIDE	1	15,195	1,704	10%	16,900
WALGREENS	9	13,636	2,177	14%	15,822
CAPE CORAL HOSPITAL CLINICAL LABORATORY		13,228	2,377	15%	15,605
MAKO MEDICAL LABORATORIES	394	12,362	2,201	15%	14,957
BROWARD GENERAL MEDICAL CENTER-CLINICAL LAB	2	11,928	1,590	12%	13,520
BAPTIST HOSPITAL OF MIAMI CLINICAL LABORATORY	5	9,750	1,803	16%	11,558
STATLAB_MOBILE		10,664	756	7%	11,420
SHANDS JACKSONVILLE MEDICAL CENTER INC	31	10,450	850	8%	11,331
CLEVELAND CLINIC HOSPITAL LAB	4	9,747	942	9%	10,693
BAPTIST MEDICAL CENTER JACKSONVILLE	1	9,833	599	6%	10,433
FLORIDA HOSPITAL - TAMPA	5	9,435	870	8%	10,310
ADVENTHEALTH DAYTONA BEACH	16	9,480	663	7%	10,159
NAPLES COMMUNITY HOSPITAL	12	9,015	989	10%	10,016
ST JOSEPHS HOSPITAL LABORATORY	7	7,931	972	11%	8,910
PALMETTO GENERAL HOSPITAL LAB	2	6,723	2,093	24%	8,818
INTEGRATED REGIONAL LABORATORIES LLP		6,988	1,183	14%	8,171

COVID-19: testing by laboratory

Data through Jul 22, 2020 verified as of Jul 23, 2020 at 09:25 AM

Data in this report are provisional and subject to change.

The numbers in the table below represent the number for whom test results were received by the Department of Health. A person can be tested by more than one laboratory and can have both positive and negative results. **Therefore, the sum of the numbers in each column will be larger than the total number of people tested.**

Reporting lab	Inconclusive	Negative	Positive	Percent positive	Total
MOUNT SINAI MEDICAL CENTER	3	7,113	801	10%	7,917
LABCORP BURLINGTON (ELR)	2	7,502	244	3%	7,748
JFK MEDICAL CENTER LAB	1	6,264	1,184	16%	7,449
MORTON PLANT HOSPITAL-ADLER INSTITUTE	7	6,870	554	7%	7,431
SARASOTA MEMORIAL HOSPITAL MAIN LAB	12	6,683	625	9%	7,320
TALLAHASSEE MEMORIAL HOSPITAL	1	6,572	505	7%	7,078
REAL DIAGNOSTICS	77	6,449	465	7%	6,991
SAINT MARY'S MEDICAL CENTER	10	5,967	941	14%	6,918
SOUTH MIAMI HOSPITAL LAB	8	5,935	908	13%	6,851
NORTH FLORIDA REGIONAL MEDICAL CENTER		6,280	537	8%	6,817
BRANDON REGIONAL HOSPITAL		5,597	1,035	16%	6,632
MILLENNIUM PHYSICIAN GROUP		5,439	1,068	16%	6,507
UNIVERSITY OF MIAMI HOSPITAL	9	5,009	1,234	20%	6,252
MEMORIAL REGIONAL HOSPITAL CLINICAL LABORATORY	7	5,706	441	7%	6,154
WELLINGTON REGIONAL MED CTR LAB	3	5,262	864	14%	6,129
FLORIDA HOSPITAL WATERMAN LABORATORY	11	5,561	419	7%	5,991
NICKLAUS CHILDREN'S HOSPITAL	10	5,070	905	15%	5,985
INDIAN RIVER MEDICAL CENTER LAB		5,647	325	5%	5,972
JUPITER MEDICAL CENTER LAB	12	5,092	776	13%	5,880
ECCO LAB GROUP CO	173	4,467	1,209	21%	5,849
APPLIED INGENUITY DIAGNOSTICS LLC		5,410	329	6%	5,739
LARKIN COMMUNITY HOSPITAL	10	4,789	894	16%	5,693
BAPTIST HOSPITAL OF MIAMI MOLECULAR DIAGNOSTICS	46	4,484	651	13%	5,181
DELRAY MEDICAL CENTER	2	4,443	591	12%	5,036
PANCARE OF FLORIDA INC		4,846	177	4%	5,023
AEGIS SCIENCES CORPORATION	26	4,599	320	6%	4,945
ST ANTHONY'S HOSPITAL LAB	10	4,315	576	12%	4,901
HOMESTEAD HOSPITAL CLINICAL LABORATORY		3,867	1,025	21%	4,892
MEMORIAL HOSPITAL JACKSONVILLE	8	3,883	970	20%	4,861
ARNOLD PALMER MEDICAL CENTER CLINICAL LAB		4,575	110	2%	4,685
WINTER HAVEN HOSPITAL CLINICAL LABORATORY	1	3,800	699	16%	4,500
WEST KENDALL BAPTIST HOSPITAL LABORATORY	2	3,625	869	19%	4,496
OSCEOLA REGIONAL MEDICAL CENTER	1	3,688	715	16%	4,404
ST JOSEPHS HOSPITAL SOUTH LABORATORY	4	3,733	556	13%	4,293
MEASE COUNTRYSIDE LAB		3,707	394	10%	4,101
GOOD SAMARITAN MEDICAL CENTER LAB	1	3,405	680	17%	4,086
LEESBURG REGIONAL MEDICAL CENTER		3,652	424	10%	4,076
ORANGE PARK MEDICAL CENTER	4	3,140	810	20%	3,954
BAPTIST MEDICAL CENTER SOUTH		3,611	282	7%	3,893
GULF COAST MEDICAL CENTER MICROLAB		2,911	979	25%	3,890
LAWNWOOD REGIONAL MEDICAL CENTER	1	3,199	528	14%	3,728
QUEST DIAGNOSTICS NICHOLS INSTITUTE - SJC (ELR)	10	3,253	461	12%	3,724
FLORIDA HOSPITAL HEARTLAND MED CTR CLINICAL LAB	1	3,205	284	8%	3,490
WESTSIDE REGIONAL MED CTR	2	2,834	639	18%	3,475

COVID-19: testing by laboratory

Data through Jul 22, 2020 verified as of Jul 23, 2020 at 09:25 AM

Data in this report are provisional and subject to change.

The numbers in the table below represent the number for whom test results were received by the Department of Health. A person can be tested by more than one laboratory and can have both positive and negative results. **Therefore, the sum of the numbers in each column will be larger than the total number of people tested.**

Reporting lab	Inconclusive	Negative	Positive	Percent positive	Total
HALIFAX MEDICAL CENTER LAB	9	2,959	473	14%	3,441
MANATEE MEMORIAL HOSPITAL		3,035	370	11%	3,405
WEST BOCA MEDICAL CENTER LAB		3,028	375	11%	3,403
NEW YORK STATE ELR - SUNRISE MEDICAL LABORATORIES		3,288	77	2%	3,365
BAPTIST HOSPITAL LABORATORY	4	2,857	495	15%	3,356
MEMORIAL HOSPITAL WEST LABORATORY SERVICES	9	3,010	323	10%	3,342
AVENTURA HOSPITAL LAB		2,436	874	26%	3,310
Lee Memorial Hospital		2,689	611	19%	3,300
WEST FLORIDA HOSPITAL LAB		2,592	686	21%	3,278
HEALTH PARK MEDICAL CENTER CLINICAL LAB		2,607	661	20%	3,268
FLORIDA HOSPITAL WESLEY CHAPEL	1	2,968	292	9%	3,261
MERCY HOSPITAL A CAMPUS OF PLANTATION GEN HOSP LAB	1	2,424	824	25%	3,249
CORAL GABLES HOSPITAL CLINICAL LABORATORY		2,465	783	24%	3,248
NCH NORTH NAPLES HOSPITAL LAB	1	2,853	334	10%	3,188
PALM BEACH GARDENS MEDICAL CTR LAB		2,844	318	10%	3,162
BROWARD HEALTH NORTH CLINICAL LABORATORY		2,713	437	14%	3,150
BETHESDA HOSPITAL EAST		2,791	348	11%	3,139
CLEVELAND CLINIC MARTIN SOUTH HOSPITAL		2,856	280	9%	3,136
LARGO MEDICAL CENTER		2,699	425	14%	3,124
DOCTORS HOSPITAL	2	2,469	628	20%	3,099
DRS CLACK SPENCER WHITE & MCCORMACK PA D/B/A		2,648	443	14%	3,091
CORAL SPRINGS MED CTR		2,769	302	10%	3,071
NORTHWEST MEDICAL CENTER	1	2,313	707	23%	3,021
PALMS WEST HOSPITAL LAB	2	2,390	617	21%	3,009
OAK HILL HOSPITAL		2,720	276	9%	2,996
NORTH SHORE MEDICAL CENTER		2,308	684	23%	2,992
FLORIDA HOSPITAL ZEPHYRHILLS		2,649	196	7%	2,845
MOFFITT CANCER CENTER	5	2,810	27	1%	2,842
FLORIDA HOSPITAL FLAGLER	2	2,581	159	6%	2,742
BLAKE MEDICAL CENTER		2,163	483	18%	2,646
QUEST DIAGNOSTICS - WEST HILLS	11	2,484	108	4%	2,603
MARTIN HOSPITAL SOUTH LAB		2,504	90	3%	2,594
Capital Regional Medical Ctr		2,128	463	18%	2,591
FLORIDA MEDICAL CENTER - A CAMPUS OF NORTH SHORE	2	2,113	418	17%	2,533
REGIONAL MEDCIAL CENTER BAYONET POINT	1	2,330	192	8%	2,523
THE VILLAGES REGIONAL HOSPITAL		2,312	178	7%	2,490
NEMOURS CHILDRENS HOSPITAL		2,422	47	2%	2,469
SUNPATH MEDICAL DIAGNOSTICS LABORATORY	16	2,179	247	10%	2,442
FLORIDA HOSPITAL OF CARROLLWOOD		2,044	357	15%	2,401
PLANTATION GENERAL HOSPITAL		1,769	614	26%	2,383
BAYFRONT MEDICAL CENTER	8	1,749	619	26%	2,376
FLORIDA HOSPITAL DELAND		1,931	392	17%	2,323
NORTHSIDE HOSPITAL AND HEART INSTITUTE		1,974	330	14%	2,304
MEDICAL CENTER OF TRINITY CLINICAL LABORATORY		1,933	348	15%	2,281
MORTON PLANT-MEASE		2,087	168	7%	2,255

COVID-19: testing by laboratory

Data through Jul 22, 2020 verified as of Jul 23, 2020 at 09:25 AM

Data in this report are provisional and subject to change.

The numbers in the table below represent the number for whom test results were received by the Department of Health. A person can be tested by more than one laboratory and can have both positive and negative results. **Therefore, the sum of the numbers in each column will be larger than the total number of people tested.**

Reporting lab	Inconclusive	Negative	Positive	Percent positive	Total
ST JOSEPHS NORTH HOSPITAL LAB		1,999	253	11%	2,252
IMPERIAL POINT MEDICAL CENTER		1,965	213	10%	2,178
OCALA REGIONAL MEDICAL CENTER		1,970	205	9%	2,175
LAKE CITY MEDICAL CENTER		1,686	470	22%	2,156
BAPTIST MEDICAL CENTER - BEACHES		1,999	126	6%	2,125
CARDIOTROPIC LABS		1,544	490	24%	2,034
MARTIN MEMORIAL HEALTH SYSTEM LABORATORY		1,880	154	8%	2,034
LAKEWOOD RANCH MEDICAL CENTER		1,834	192	9%	2,026
DR. P. PHILLIPS HOSPITAL		1,939	36	2%	1,975
CENTRAL FLORIDA REGIONAL HOSPITAL		1,699	270	14%	1,969
GULF COAST MEDICAL CENTER LAB		1,595	350	18%	1,945
ST LUCIE MEDICAL CENTER		1,565	327	17%	1,892
WESTCHESTER HOSPITAL	12	1,572	298	16%	1,882
SOUTH FLORIDA BAPTIST HOSPITAL MICRO	1	1,592	286	15%	1,879
POINCIANA MEDICAL CENTER		1,295	478	27%	1,773
SOUTH LAKE HOSPITAL CLINICAL LAB		1,736	33	2%	1,769
RUTGERS CLINICAL GENOMICS LABORATORY	3	1,615	103	6%	1,721
BAPTIST MEDICAL CENTER - NASSAU		1,591	80	5%	1,671
FLORIDA HOSPITAL NORTH PINELLAS	5	1,519	120	7%	1,644
QUEST DIAGNOSTICS	2	1,394	241	15%	1,637
UNIVERSITY HOSPITAL AND MEDICAL CENTER		1,220	414	25%	1,634
PHYSICIANS REGIONAL MEDICAL CENTER - PINE RIDGE RD		1,306	299	19%	1,605
MEMORIAL HOSPITAL- MIRAMAR	10	1,448	122	8%	1,580
WEST PALM HOSPITAL LAB		1,322	223	14%	1,545
OPTEO LABORATORY		1,501	29	2%	1,530
MEMORIAL HOSPITAL MICRO		1,353	168	11%	1,521
LEE HEALTH COCONUT POINT CLINICAL LAB	1	1,196	289	19%	1,486
WEST MARION COMMUINITY HOSPITAL LAB		1,362	124	8%	1,486
ST PETERSBURG GENERAL HOSPITAL		1,043	415	28%	1,458
SOUTH SEMINOLE HOSPITAL LABORATORY		1,395	51	4%	1,446
MEASE DUNEDIN HOSPITAL	1	1,285	140	10%	1,426
CITRUS MEMORIAL HOSPITAL LABORATORY		1,361	43	3%	1,404
QUEST DIAGNOSTICS LENEXA	5	1,280	87	6%	1,372
HIALEAH HOSPITAL	3	993	368	27%	1,364
MEDCOMP SCIENCES LLC	21	900	442	32%	1,363
MEMORIAL HOSPITAL PEMBROKE	3	1,197	157	12%	1,357
OVIEDO MEDICAL CENTER		1,139	211	16%	1,350
QUEST NEW ENGLAND	2	1,294	40	3%	1,336
ST VINCENT'S MEDICAL CENTER - SOUTHSIDE		1,307	26	2%	1,333
FORT WALTON BEACH MEDICAL CENTER		1,168	154	12%	1,322
BAPTIST NORTH EMERGENCY CENTER		920	388	30%	1,308
FLORIDA HOSPITAL FISH MEMORIAL		1,068	229	18%	1,297
VISTA CLINICAL		743	508	41%	1,251
DOCTORS HOSPITAL OF SARASOTA CLINICAL LABORATORY		1,125	124	10%	1,249
ABL MEDICAL CARE LLC		1,039	201	16%	1,240
CLINICORE LABS		1,112	88	7%	1,200
PALMS OF PASADENA HOSPITAL		1,004	169	14%	1,173

COVID-19: testing by laboratory

Data through Jul 22, 2020 verified as of Jul 23, 2020 at 09:25 AM

Data in this report are provisional and subject to change.

The numbers in the table below represent the number for whom test results were received by the Department of Health. A person can be tested by more than one laboratory and can have both positive and negative results. **Therefore, the sum of the numbers in each column will be larger than the total number of people tested.**

Reporting lab	Inconclusive	Negative	Positive	Percent positive	Total
UHEALTH CORAL GABLES/LENNAR MED CTR		1,081	79	7%	1,160
QUEST DIAGNOSTICS - ATLANTA		955	166	15%	1,121
LOWER KEYS MEDICAL CENTER		1,032	88	8%	1,120
CLEVELAND CLINIC TRADITION HOSPITAL		993	125	11%	1,118
RAULERSON HOSPITAL		887	170	16%	1,057
QUEST DIAGNOSTICS - MIRAMAR	6	296	748	71%	1,050
SOUTH BAY HOSPITAL MICRO		867	156	15%	1,023
CLEVELAND CLINIC MARTIN NORTH HOSPITAL		881	142	14%	1,023
LEON MEDICAL CENTERS LLC		759	257	25%	1,016
PUTNAM COMMUNITY MEDICAL CENTER		886	120	12%	1,006
LMHS		901	75	8%	976
BARTOW REGIONAL MEDICAL CENTER	1	831	144	15%	976
PHYSICIANS REGIONAL MEDICAL CENTER - COLLIER BLVD	1	773	193	20%	967
BMCT Molecular Diagnostics Subsection		763	190	20%	953
ORLANDO VA MEDICAL CENTER		853	87	9%	940
TWIN CITIES HOSPITAL		859	70	8%	929
VIKOR SCIENTIFIC	2	601	308	34%	911
BETHESDA HOSPITAL WEST		802	74	8%	876
AMERICAN HEALTH ASSOCIATES	5	501	360	42%	866
SYNERGY LABORATORIES	2	790	51	6%	843
ADVENTHEALTH OCALA LABORATORY		689	152	18%	841
ANNE BATES LEACH EYE HOSPITAL/ ABLEH MICROBIOLOGY LABORATORY		803	24	3%	827
FLORIDA HOSPITAL ORLANDO		745	56	7%	801
P4 CLINICAL, LLC	9	666	126	16%	801
HIGHLANDS REGIONAL MEDICAL CENTER		706	93	12%	799
ST VINCENTS CLAY COUNTY		775	23	3%	798
LAKE SIDE MEDICAL CENTER		511	281	35%	792
GULF BREEZE HOSPITAL LAB	1	645	97	13%	743
AVENTUS BIOLABS	1	380	317	45%	698
ENGLEWOOD COMMUNITY HOSPITAL		632	52	8%	684
QUEST DIAGNOSTICS INFECTIOUS DISEASE INC		291	387	57%	678
VISTA CLINICAL DIAGNOSTICS		357	305	46%	662
SACRED HEART-EMERALD COAST		557	101	15%	658
ACCESSDX	6	356	290	44%	652
CAPSTONE HEALTHCARE		425	211	33%	636
BAPTIST EMERGENCY CENTER OAKLEAF		516	103	17%	619
ACCESS MEDICAL LABORATORIES		229	344	60%	573
MARINERS HOSPITAL		480	74	13%	554
ORLANDO HEALTH		11	514	98%	525
BAPTIST HEALTH EMERGENCY CENTER COUNTRY WALK		440	83	16%	523
EGLIN AIRFORCE BASE LAB		478	38	7%	516
QUEST DIAGNOSTICS WOOD DALE		468	47	9%	515
BAPTIST EMERGENCY CENTER CLAY		442	66	13%	508
NIGHT LITE PEDIATRICS		327	163	33%	490
PATIENTS CHOICE LABORATORIES		178	307	63%	485
LAB24 INC			477	100%	477
VAMC ORLANDO		296	176	37%	472

COVID-19: testing by laboratory

Data through Jul 22, 2020 verified as of Jul 23, 2020 at 09:25 AM

Data in this report are provisional and subject to change.

The numbers in the table below represent the number for whom test results were received by the Department of Health. A person can be tested by more than one laboratory and can have both positive and negative results. **Therefore, the sum of the numbers in each column will be larger than the total number of people tested.**

Reporting lab	Inconclusive	Negative	Positive	Percent positive	Total
UNIVERSITY OF MIAMI HOSPITAL & CLINICS	1	426	40	9%	467
NCH HEALTHCARE SYSTEM MICROBIOLOGY LAB		1	443	100%	444
MARTIN MEMORIAL HEALTH SYSTEMS LABORATORY		407	33	8%	440
LEE MEMORIAL HOSPITAL LAB			436	100%	436
PANCARE OF FLORIDA, INC			435	100%	435
QUEST	3	80	334	80%	417
BARDMOOR LABORATORY	1	354	58	14%	413
LABCORP RTP	1	39	364	90%	404
PATHNOSTICS		22	381	95%	403
QUEST DIAGNOSTICS - IRVING	7	229	160	40%	396
HEALTHQUEST ESOTERICS		66	321	83%	387
AVERO DIAGNOSTICS - IRVING		337	44	12%	381
WALGREEN CO	1	335	45	12%	381
QUEST DIAGNOSTICS NICHOLS INSTITUTE	5	351	16	4%	372
PWN HEALTH	1	191	176	48%	368
TAMPA COMMUNITY HOSPITAL		230	136	37%	366
NONE		185	181	49%	366
SOUTHEAST ALABAMA MEDICAL CENT		337	28	8%	365
NCH NORTHEAST		234	129	36%	363
JACKSON HOSPITAL LAB		310	27	8%	337
BIOREFERENCE LABORATORIES		25	311	93%	336
MEMORIAL PEMBROKE 24/7 CARE CENTER		241	84	26%	325
CLARITY LABS		276	49	15%	325
BOSTON HEART DIAGNOSTICS CORP		310	14	4%	324
INFORM DIAGNOSTICS		322	2	1%	324
LUMINUS DIAGNOSTICS		238	81	25%	319
DAVITA LABS		290	26	8%	316
ADVANCE MEDICAL OF NAPLES			310	100%	310
APPLIED INGENUITY DIAGNOSTICS		275	27	9%	302
PATIENTS FIRST - MAHAN DRIVE		161	136	46%	297
BIO COLLECTIONS INC	1	151	139	48%	291
UHEALTH DEERFIELD BEACH/UMSYLVESTER DEERFIELD BEACH LABORATORY	1	266	21	7%	288
JACKSON HOSPITAL CLINICAL LABORATORY		229	55	19%	284
DYNIX DIAGNOSTICS		187	97	34%	284
ECCOLAB GROUP	1	73	199	73%	273
NEW YORK STATE ELR - NORTH SHORE LONG ISLAND JEWISH HEALTH		254	19	7%	273
NEW YORK STATE ELR - LENCO MEDICAL LABORATORY		256	12	4%	268
PATIENT'S FIRST		3	260	99%	263
UAB HIGHLANDS LABORATORY		256	1	0%	257
MARTIN MEMORIAL LABORATORY AT ST LUCIE WEST		220	34	13%	254
NEW YORK STATE ELR - DEPARTMENT OF CLINICAL LABS		245	4	2%	249
PHYSICIANS STAT LAB		133	113	46%	246
NEW YORK STATE ELR - NYU HOSPITALS CENTER CLINICAL LABORATORIES		231	11	5%	242
LABCORP		20	217	92%	237
MAKO GENOMICS		218	11	5%	229
Assurance Scientific Laboratories		174	52	23%	226
MINUTECLINIC LLC #3703		192	30	14%	222

COVID-19: testing by laboratory

Data through Jul 22, 2020 verified as of Jul 23, 2020 at 09:25 AM

Data in this report are provisional and subject to change.

The numbers in the table below represent the number for whom test results were received by the Department of Health. A person can be tested by more than one laboratory and can have both positive and negative results. **Therefore, the sum of the numbers in each column will be larger than the total number of people tested.**

Reporting lab	Inconclusive	Negative	Positive	Percent positive	Total
FLO-MEDILAB SERVICES		80	140	64%	220
DESOTO MEMORIAL HOSPITAL CLINICAL LABORATORY	2	158	60	27%	220
GENESIS REFERENCE LABORATORIES		1	218	100%	219
MEDSCAN LABORATORY INC		136	74	35%	210
NCF DIAGNOSTICS & DNA TECHNOLOGIES	10	14	185	89%	209
THERADOC		150	59	28%	209
CORE DIAGNOSTIC LABORATORIES LLC		174	28	14%	202
LAB CORP	1	65	135	67%	201
NORTH FLORIDA PEDIATRICS-TALLAHASSEE		175	17	9%	192
JAY HOSPITAL CLINICAL LABORATORY		154	37	19%	191
MILLENNIUM PATHOLOGY			189	100%	189
HENDRY REGIONAL MEDICAL CENTER		2	185	99%	187
EXPRESS GENE MOLECULAR DIAGNOSTIC LABORATORY		2	179	99%	181
BAPTIST MD ANDERSON CANCER CENTER		176			176
ST CLOUD REGIONAL MEDICAL CENTER		126	44	26%	170
ADVENTHEALTH LAB			164	100%	164
TENNESSEE DOH - NASHVILLE	1	147	14	9%	162
GENESIS MEDICAL LABORATORY MIAMI FL.		78	82	51%	160
PATHGROUP LABS LLC		90	63	41%	153
ORLANDO VETERANS AFFAIRS MEDICAL CENTER		32	119	79%	151
HOLMES REGIONAL MEDICAL CENTER		3	147	98%	150
UNKNOWN		9	138	94%	147
ORLANDO VAMC		79	68	46%	147
SMA SPECIALITY MEDICAL LAB		53	93	64%	146
SANFORD REFERENCE LAB		145			145
CURATIVE LABS		3	142	98%	145
BIOCERNA LLC	2	98	43	30%	143
ASCEND CLINICAL		138	3	2%	141
NCH HEALTHCARE BONITA		95	46	33%	141
NEW YORK STATE ELR - NEW YORK PRESBYTERIAN HOSPITAL CUMC CLINICAL		126	13	9%	139
AVECINA MEDICAL OAKLEAF		12	126	91%	138
LABCORP TAMPA	1	16	118	87%	135
BAY PINES VAMC CLINICAL LABORATORY		2	132	99%	134
SUNRISE MEDICAL LABORATORIES		98	34	26%	132
MEMPHIS PATHOLOGY LABORATORY	1	124	5	4%	130
FLORIDA HOSPITAL WAUCHULA		66	64	49%	130
FLAGLER HOSPITAL	3	15	112	86%	130
AKESOGEN		122	7	5%	129
BMHSI-AEL MICROBIOLOGY LABORATORY	2	102	24	19%	128
HOLY CROSS HOSPITAL LABORATORY			128	100%	128
LABTECH DIAGNOSTIC		83	40	33%	123
UAB UNIVERSITY OF ALABAMA HOSPITAL LAB		120	3	2%	123
VAMC WEST PALM LAB			121	100%	121
MILLENNIUM PATHOLOGY/MICROBIOLOGY LABORATORY			120	100%	120
JAMES A. HALEY VETERANS MICRO LAB			120	100%	120
NEO GENOMICS - FORT MYERS		117	3	3%	120
NEW YORK STATE ELR - MOUNT SINAI LABORATORY		112	8	7%	120

COVID-19: testing by laboratory

Data through Jul 22, 2020 verified as of Jul 23, 2020 at 09:25 AM

Data in this report are provisional and subject to change.

The numbers in the table below represent the number for whom test results were received by the Department of Health. A person can be tested by more than one laboratory and can have both positive and negative results. **Therefore, the sum of the numbers in each column will be larger than the total number of people tested.**

Reporting lab	Inconclusive	Negative	Positive	Percent positive	Total
QUALITOX LABORATORIES		96	24	20%	120
BUREAU OF CLINICAL LABORATORIES		100	19	16%	119
FLORIDA LABORATORY ANALYSIS		27	91	77%	118
NONA SCIENTIFIC			117	100%	117
NEW YORK STATE ELR - NEW YORK HOSPITAL LABORATORIES		109	5	4%	114
PALM BEACH COUNTY HEALTH DEPT LAB		112	2	2%	114
ALLIED HEALTH FORT PIERCE		112			112
LEHIGH REGIONAL MEDICAL CENTER LAB		98	12	11%	110
INTEGRATED REGIONAL LABORATORIES		99	11	10%	110
ASAP LAB LLC		90	17	16%	107
NITE LITE PEDIATRICS		59	45	43%	104
MILLENNIUM LAB SERVICES			104	100%	104
VETERANS AFFAIRS MEDICAL CENTER LAB			102	100%	102
STEWART REFERENCE LABORATORY			97	100%	97
CENTRA CARE		1	96	99%	97
TEMPUS CLINICAL LABORATORY		84	12	13%	96
GESSLER CLINIC			96	100%	96
IRL MARKET LAB		60	34	36%	94
ROSEN MEDICAL CENTER		86	7	8%	93
DIAGNOSTIC SOLUTIONS		3	90	97%	93
NEW YORK STATE ELR - ENZO CLINICAL LABS INC		91	1	1%	92
MEDARBOR DIAGNOSTICS		1	91	99%	92
SPARROW HEALTHCARE		1	90	99%	91
USAFSAM/PHE		23	67	74%	90
MOLECULAR INFECTIOUS DISEASES		85	3	3%	88
GENETWORKX		15	72	83%	87
MEDICAL DIAGNOSTICS LABORATORIES,INC		16	70	81%	86
AVECINA MEDICAL SOUTHSIDE		32	51	61%	83
MICROGEN DX		1	82	99%	83
MARTIN MEMORIAL MEDICAL CENTER LAB		12	69	85%	81
ACUTIS DIAGNOSTICS	1	66	13	16%	80
ADVENT HEALTH DAYTONA		1	78	99%	79
ST JUDE CHILDREN'S RESEARCH HOSPITAL		68	8	11%	76
WUESTHOFF REF LABORATORY			76	100%	76
CURATIVE LABS INC		12	63	84%	75
VAMC BAY PINES		1	74	99%	75
UR MEDICINE LABS- CENTRAL LABORATORY		73			73
C.W. BILL YOUNG VA MEDICAL CENTER		3	70	96%	73
MAYO CLINIC LABS - ROCHESTER MAIN CAMPUS		71	1	1%	72
BAPTIST HEALTH SOUTH FLORIDA		3	68	96%	71
FLORIDA HOSPITAL HEARTLAND MED CTR LAKE PLACID		53	18	25%	71
FLORIDA COMMUNITY HEALTH CENTERS INC			71	100%	71
Highlands Regional Hospital		63	6	9%	69
CENTRAL FLORIDA HEALTH CARE		46	21	31%	67
AVECINA MEDICAL JULINGTON		6	59	91%	65
QPS, LLC		63	1	2%	64
SANTA ROSA MEDICAL CENTER			63	100%	63

COVID-19: testing by laboratory

Data through Jul 22, 2020 verified as of Jul 23, 2020 at 09:25 AM

Data in this report are provisional and subject to change.

The numbers in the table below represent the number for whom test results were received by the Department of Health. A person can be tested by more than one laboratory and can have both positive and negative results. **Therefore, the sum of the numbers in each column will be larger than the total number of people tested.**

Reporting lab	Inconclusive	Negative	Positive	Percent positive	Total
DAVITA LABORATORY SERVICES		48	14	23%	62
AEL- MEMPHIS		17	44	72%	61
FAST TRACK URGENT CARE CENTER			60	100%	60
REAL DIAGNOSTIC	1	40	19	32%	60
AVERO DIAGNOSTICS		46	14	23%	60
HOLY CROSS HOSPITAL		1	58	98%	59
LABCORP BURLINGTON (LPP)		12	47	80%	59
CENTRACARE		1	58	98%	59
FINLAY CLINICAL LABORATORY		24	34	59%	58
VAMC LAKE CITY		51	6	11%	57
LEON MEDICAL CENTER		1	54	98%	55
GENE BY GENE			55	100%	55
INTERCOASTAL MEDICAL GROUP			54	100%	54
BROWARD HEALTH MEDICAL CENTER		1	52	98%	53
ORLANDO VA PALMS		2	50	96%	52
FLORIDA WOMAN CARE LABORATORY LLC		43	9	17%	52
SARASOTA CO. HEALTH DEPT # 58		40	11	22%	51
NEW YORK STATE ELR - WADSWORTH HEALTH CENTER		48	3	6%	51
AMELIA URGENT CARE			51	100%	51
HOSPITAL FOR SPECIAL SURGERY		49	1	2%	50
NAVY HOSPITAL			50	100%	50
P4 DIAGNOSTIX LABORATORY NETWORK		1	48	98%	49
MILLENIUM PHYSICIANS GROUP			49	100%	49
FULGENT DIAGNOSTICS	3	38	6	13%	47
ARTHREX MEDICAL CENTER		27	20	43%	47
VHA PUBLIC HEALTH REFERENCE LABORATORY- PALO ALTO		27	19	41%	46
H LEE MOFFITT CANCER CENTER MICRO		46			46
TOM LEE COMMUNITY HEALTH CENTER			46	100%	46
MAVERICK LABS			45	100%	45
HEALTH FIRST-HOLMES REGIONAL			45	100%	45
BIOREFERENCE LABORATORY		1	44	98%	45
HURLBURT FIELD CLINIC		23	22	49%	45
UNITED CLINICAL LABORATORY LLC			43	100%	43
BAYCARE LAB		1	40	98%	41
NEW YORK STATE ELR - EMPIRECITY LABORATORIES		35	6	15%	41
QUEST TAMPA (NEW YORK ELR)		32	9	22%	41
EGLIN REGIONAL MEDICAL CENTER		4	35	90%	39
FLORIDA HOSPITAL NEW SMYRNA		4	35	90%	39
FISHERMENS HOSPITAL CLINICAL LAB		37	2	5%	39
DYNAMIC MEDICAL USA			39	100%	39
VAMC GAINESVILLE		2	36	95%	38
PROVIDENCE HOSPITAL LABORATORY		36	1	3%	37
MORTON PLANT HOSPITAL			37	100%	37
RCA LABORATORY SERVICES, LLC		7	29	81%	36
BAYCARE HEALTH SYSTEM		1	35	97%	36
IRL		4	31	89%	35
SMA MEDICAL LABORATORY		8	27	77%	35

COVID-19: testing by laboratory

Data through Jul 22, 2020 verified as of Jul 23, 2020 at 09:25 AM

Data in this report are provisional and subject to change.

The numbers in the table below represent the number for whom test results were received by the Department of Health. A person can be tested by more than one laboratory and can have both positive and negative results. **Therefore, the sum of the numbers in each column will be larger than the total number of people tested.**

Reporting lab	Inconclusive	Negative	Positive	Percent positive	Total
ST. CLOUD MEDICAL GROUP		35			35
CLINICAL REFERENCE LABORATORY		31	4	11%	35
NEW YORK STATE ELR - KALEIDA HEALTH CENTER FOR LABORATORY		29	4	12%	33
LAB CORP RTP	1	2	30	91%	33
SOLARIS DIAGNOSTICS		2	31	94%	33
VA MEDICAL CENTER		7	26	79%	33
FLORIDA CLINICAL LABORATORY-BIOREFERENCE LABORATORIES		2	30	94%	32
SACRED HEART HOSPITAL ON THE GULF		14	18	56%	32
DEPARTMENT OF VETERANS AFFAIRS JAMES A. HALEY VETERANS HOSPITAL			32	100%	32
MID-FLORIDA PATHOLOGY		13	18	58%	31
USA HEALTH UNIVERSITY HOSPITAL CLINICAL LABORATORY		31			31
TALLAHASSEE PRIMARY CARE ASSOCIATES		28	3	10%	31
BioReference Laboratories, Inc		21	10	32%	31
DESOTO MEMORIAL HOSPITAL LAB			31	100%	31
QUEST DIAGNOSTICS-VERO BEACH-37TH ST		31			31
MEDICAL DIAGNOSTIC LAB		1	29	97%	30
BAYFRONT HEALTH BROOKSVILLE			30	100%	30
CAREMOUNT MEDICAL - PATHOLOGY		30			30
LAB CORP TAMPA			30	100%	30
325TH MEDICAL GROUP			30	100%	30
EAST MANATEE FAMILY	1		28	97%	29
ALLSOUTH URGENT CARE			29	100%	29
NEW YORK STATE ELR - MONTEFIORE MEDICAL CENTER LABORATORIES - MOSES		23	6	21%	29
PRIVA PATH LABS			28	100%	28
UNKNOWN - BAD FACILITY CODE		2	26	93%	28
INTEGRITY LABORATORIES			28	100%	28
FAWCETT MEMORIAL HOSPITAL-LAB		1	27	96%	28
MOBILE INFIRMARY MED CENTER PATH LAB		26	2	7%	28
SOUTH LAKE HOSPITAL		1	27	96%	28
FINLAY CLINICAL LABORATORY INC		26	1	4%	27
TRADITION MEDICAL CENTER LABORATORY		7	20	74%	27
REFUAH HEALTH CENTER LABORATORY		27			27
NAVAL HOSPITAL - JACKSONVILLE		1	26	96%	27
P4CLINICAL	3	1	23	85%	27
ALL CHILDREN'S HOSPITAL LAB		1	26	96%	27
ADVENTHEALTH CENTRA CARE OVIEDO		8	19	70%	27
MORTON PLANT HOSPITAL/LAB		1	26	96%	27
GULF COAST MOLECULAR LABORATORIES		13	13	50%	26
INTERLAB		1	25	96%	26
CDC		17	9	35%	26
ST VINCENT'S BIRMINGHAM LABORATORY		26			26
AMERICAN PATHOLOGY PARTNERS		25	1	4%	26
Quest Diag Unspecifd		4	21	84%	25
CAPITAL REGIONAL MEDICAL CENTER		1	24	96%	25
SUNCOAST LABS			25	100%	25
QUEST DIAGNOSTIC INC		2	23	92%	25
GENPATH			25	100%	25

COVID-19: testing by laboratory

Data through Jul 22, 2020 verified as of Jul 23, 2020 at 09:25 AM

Data in this report are provisional and subject to change.

The numbers in the table below represent the number for whom test results were received by the Department of Health. A person can be tested by more than one laboratory and can have both positive and negative results. **Therefore, the sum of the numbers in each column will be larger than the total number of people tested.**

Reporting lab	Inconclusive	Negative	Positive	Percent positive	Total
HUNTSVILLE HOSPITAL LABORATORY		19	6	24%	25
AVELLINO LAB USA, INC		23	2	8%	25
TAMPA GENERAL HOSPITAL CLINICAL LAB			25	100%	25
NEW YORK STATE ELR - WHITE PLAINS HOSPITAL CENTER LAB		24			24
ORLANDO REGIONAL MEDICAL CENTER		1	23	96%	24
ACCU REFERENCE MEDICAL LAB			24	100%	24
MY CLINICAL LAB			24	100%	24
LABFIRST - DEPARTMENT OF PATHOLOGY		24			24
CLINICAL RESEARCH SEQUENCING PLATFORM			24	100%	24
ST JOSEPHS CHILDRENS OUTREACH			24	100%	24
QDX PATHOLOGY SERVICES		13	10	43%	23
LABORATORY DYNAMICS		20	3	13%	23
EXPERTUS LABORATORIES INC		9	14	61%	23
LABORATORY CORP OF AMERICA	1	4	18	78%	23
LABCORP BIRMINGHAM		4	18	82%	22
US BIOTEK LABORATORIES			22	100%	22
ST. ANTHONY'S HOSPITAL			22	100%	22
AMERICAN RESEARCH LABS		1	21	95%	22
CHILDREN'S HOSPITAL OF ALABAMA		22			22
PENNSYLVANIA DEPT OF HEALTH		19	3	14%	22
HEALTH FIRST-PALM BAY			22	100%	22
PATRICK AIR FORCE BASE		1	20	95%	21
NEW YORK STATE ELR - NEWYORK-PRESBYTERIAN/QUEENS DIAGNOSTIC		20	1	5%	21
NEW YORK STATE ELR - STONY BROOK UNIVERSITY MEDICAL CENTER		18	3	14%	21
JACKSON MEMORIAL HOSPITAL			21	100%	21
BROWARD HEALTH CORAL SPRINGS EPIDEMIOLOGY DEPT			20	100%	20
ST. CLOUD HOSPITAL		20			20
MIAMI BEACH COMMUNITY HEALTH CENTER			20	100%	20
QUEST DIAGNOSTICS INC.			20	100%	20
POPLAR HEALTHCARE PLLC	1	10	9	45%	20
QUEST DIAGNOSTICS NICHOLS INSTITUTE- LPP		3	17	85%	20
MIAMI VAMC			20	100%	20
ST. MARY'S MEDICAL CENTER LAB			20	100%	20
BAYFRONT		17	2	11%	19
PACIFIC ANALYTICS			19	100%	19
SANFORD LABORATORIES		19			19
BAYFRONT HEALTH ER PINELLAS PARK		12	7	37%	19
CAPE CANAVERAL HOSPITAL			19	100%	19
KENDALL REGIONAL MEDICAL CENTER LAB			19	100%	19
INTEGRATED REGIONAL LABORATORIES - LARGO			19	100%	19
MED HEALTH SERVICES		18	1	5%	19
NEW PLANT CITY FAMILY CARE			19	100%	19
NEW YORK STATE ELR - CATHOLIC HEALTH SYSTEM DEPT LABORATORY		18			18
ADVENT HEALTH FISH MEMORIAL		2	16	89%	18
ASSOCIATED CLINICAL LABORATORIES		18			18
STONE WASH CLINICAL LABORATORIES		2	16	89%	18
LABORATORY SPECIALISTS OF MICHIGAN			18	100%	18

COVID-19: testing by laboratory

Data through Jul 22, 2020 verified as of Jul 23, 2020 at 09:25 AM

Data in this report are provisional and subject to change.

The numbers in the table below represent the number for whom test results were received by the Department of Health. A person can be tested by more than one laboratory and can have both positive and negative results. **Therefore, the sum of the numbers in each column will be larger than the total number of people tested.**

Reporting lab	Inconclusive	Negative	Positive	Percent positive	Total
AMELIA EXPRESS CARE			18	100%	18
NEW YORK STATE ELR - QUEST DIAGNOSTICS NICHOLS		16	2	11%	18
ARUP		4	13	76%	17
VA		15	2	12%	17
MACDILL AIRFORCE BASE MICRO		14	3	18%	17
SEBASTIAN RIVER MEDICAL CENTER		6	11	65%	17
GRAVITY DIAGNOSTICS		11	6	35%	17
LAB			17	100%	17
UNIVERSITY HEALTH SYSTEM INC		15	2	12%	17
WATSON CLINIC LLP SOUTH			17	100%	17
PHAROS HEALTH		1	16	94%	17
CLEVELAND CLINIC FOUNDATION		9	8	47%	17
MIAMI VA HEALTHCARE SYSTEM			17	100%	17
NEW YORK STATE ELR - BROOKDALE UNIVERSITY HOSPITAL		16			16
TGH		1	15	94%	16
ALL CHILDREN'S HOSPITAL/LAB			16	100%	16
CORE DIAGNOSTIC LABORATORIES			16	100%	16
MADISON CORE LABORATORIES		15	1	6%	16
PALO ALTO VA MEDICAL CENTER		1	15	94%	16
PARRISH MEDICAL CENTER		1	15	94%	16
CITRUS MEMORIAL HEALTH SYSTEM LAB		1	15	94%	16
ADVENT HEALTH CENTRA CARE: WATERFORD LAKES			16	100%	16
IPSUM DIAGNOSTICS			15	100%	15
UNITED CLINICAL LABS			15	100%	15
VIERA HOSPITAL			15	100%	15
QUESTDIAGNOSTICS INCORPORATED		1	14	93%	15
FLORIDA DEPARTMENT OF HEALTH		10	5	33%	15
DIATHERIX		13	2	13%	15
NXGEN MDX		11	4	27%	15
PREMIER MEDICAL LABORATORY SERVICES			15	100%	15
CENTRA CARE CONWAY			15	100%	15
LABCORP INC		2	13	87%	15
QUEST DIAGNOSTICS INCORPORATED			14	100%	14
LECONTE MEDICAL CENTER LAB		11	3	21%	14
FULGENT GENETICS		6	8	57%	14
NEW YORK STATE ELR - UNIVERSITY HOSPITAL, STONY BROOK SOUTHAMPTON		14			14
PHYSICIANS REGIONAL HEALTHCARE SYSTEM			14	100%	14
TIDE LABORATORIES		4	10	71%	14
HEALTH CENTRAL HOSPITAL			14	100%	14
QUEST DIAGNOSTICS NICHOLS INSTITUTE - SJC (LPP)		10	4	29%	14
DOCTORS MEMORIAL HOSPITAL		6	8	57%	14
LAB PLUS, LLC AT SAINT THOMAS WEST HOSPITAL		10	3	23%	13
ARCPPOINT LABS OF TAMPA			13	100%	13
MILLENNIUM PHYSICIAN GROUP LCC			13	100%	13
MEDCOMP SCIENCES			13	100%	13
XERA MED RESEARCH			13	100%	13
PALM BAY HOSPITAL		1	12	92%	13

COVID-19: testing by laboratory

Data through Jul 22, 2020 verified as of Jul 23, 2020 at 09:25 AM

Data in this report are provisional and subject to change.

The numbers in the table below represent the number for whom test results were received by the Department of Health. A person can be tested by more than one laboratory and can have both positive and negative results. **Therefore, the sum of the numbers in each column will be larger than the total number of people tested.**

Reporting lab	Inconclusive	Negative	Positive	Percent positive	Total
ST. JOSEPHS HOSPITAL			13	100%	13
HEALTHLINK DIAGNOSTIC LABORATORIES		1	12	92%	13
ADVANCED URGENT CARE		10	2	17%	12
BIO-REFERENCE LABORATORIES			12	100%	12
NEW YORK STATE ELR - WILSON MEMORIAL REGIONAL MEDICAL CENTER		12			12
WHITE WILSON MEDICAL CENTER CLINIC			12	100%	12
PATHGROUP LABS			12	100%	12
BAY MEDICAL CENTER SACRED HEART HEALTH SYSTEM			12	100%	12
TOTAL RENAL LABORATORIES INC		7	5	42%	12
SHORELINE PHYSICIAN GROUP			12	100%	12
BROWARD DIALYSIS			12	100%	12
SELECT LABORATORIES MARION COUNTY, LLC.			12	100%	12
SEVEN RIVERS REGIONAL MEDICAL CENTER		1	11	92%	12
ST FRANCIS HOSPITAL		9	3	25%	12
OUT OF STATE		12			12
JACKSON HEALTH SYSTEM			12	100%	12
NEW YORK STATE ELR - LENOX HILL HOSPITAL		11	1	8%	12
ST. JOSEPH HOSPITAL LAB			12	100%	12
GARCIA CLINICAL LABORATORY		1	11	92%	12
PROTEUS MOLECULAR AND CLINICAL LAB		8	4	33%	12
DEPARTMENT OF VETERANS AFFAIRS MEDICAL CENTER			12	100%	12
NEW YORK STATE ELR - QUEST DIAGNOSTICS INCORPORATED		9	3	25%	12
BAPTIST SOUTH MEDICAL CENTER		2	10	83%	12
FLORIDA DEPT OF HEALTH		4	8	67%	12
NORTH SHORE UNIVERSITY HOSPITAL LABORATORY		11	1	8%	12
DELRAY MEDICAL CENTER LAB			11	100%	11
LAB INTERMARKET FACILITY LAB			11	100%	11
GRAVITY DIAGNOSTICS, LLC		3	8	73%	11
INDIAN RIVER MEDICAL CENTER		11			11
PARK WEST MEDICAL CENTER		10	1	9%	11
NEW YORK STATE ELR - WESTCHESTER MEDICAL CENTER		11			11
SUNQUEST		2	9	82%	11
AMERICAN ESOTERIC LABORATORIES			11	100%	11
FLORIDA COMMUNITY HEALTH CENTER OF ST. LUCIE			11	100%	11
MOFFITT CANCER CENTER		9	2	18%	11
DOH		1	10	91%	11
LABCORP - CLEARWATER		3	7	70%	10
GENESIS LABORATORY MANAGEMENT			10	100%	10
BAPTIST CLAY			10	100%	10
PARKWEST MEDICAL CENTER		9	1	10%	10
MED ARBOR			10	100%	10
NEW JERSEY DEPARTMENT OF HEALTH COMMUNICABLE DISEASE SERVICE		3	7	70%	10
DIAGNOSTIC LABORATORY OF OKLAHOMA		10			10
BAYCARE OUTREACH LABORATORY SERVICES		1	9	90%	10
LAKE BALDWIN CBOC		9	1	10%	10
CAYUGA MEDICAL CENTER AT ITHACA		9	1	10%	10
NEW YORK STATE ELR - ROCHESTER GENERAL HOSPITAL LABORATORY		9	1	10%	10

COVID-19: testing by laboratory

Data through Jul 22, 2020 verified as of Jul 23, 2020 at 09:25 AM

Data in this report are provisional and subject to change.

The numbers in the table below represent the number for whom test results were received by the Department of Health. A person can be tested by more than one laboratory and can have both positive and negative results. **Therefore, the sum of the numbers in each column will be larger than the total number of people tested.**

Reporting lab	Inconclusive	Negative	Positive	Percent positive	Total
SELECT REFERENCE LABORATORIES, LLC			10	100%	10
LABCORP - MIAMI		4	6	60%	10
BROWARD HEALTH CARE			10	100%	10
MEDICAL LABORATORY DIAGNOSTICS			10	100%	10
ESCAMBIA COMMUNITY CLINIC			10	100%	10
EMERGENCY PHYSICIANS MEDICAL CENTER			10	100%	10
UPMC CHAUTAUQUA AT WCA LABORATORY		9			9
HEALTH FIRST-VIERA HOSPITAL			9	100%	9
VENICE REGIONAL MEDICAL CENTER			9	100%	9
MACDILL AFB HOSPITAL		3	6	67%	9
NIGHT LITE PEDIATRICS URGENT CARE			9	100%	9
MICHIGAN DEPARTMENT OF HEALTH AND HUMAN SERVICES			9	100%	9
SMA LAB		3	6	67%	9
CLARITY LAB SOLUTIONS		3	6	67%	9
VAMC			9	100%	9
CORE LABORATORY		1	8	89%	9
MOLECULAR TESTING LABS			9	100%	9
WESTPAC LABS			9	100%	9
QUEST INFECTIOUS DISEASE	1	4	4	44%	9
WUESTHOFF MEDICAL CENTER-MELBOURNE			9	100%	9
UVMCM MICROBIOLOGY		9			9
CBS LABORATORY		1	8	89%	9
ST JOSEPHS HOSPITAL			8	100%	8
UMHC/SYLVESTER AT KENDALL		1	7	88%	8
BIO REFERNCE LABORATORIES		3	5	63%	8
CONSOLIDATED LAB SERVICES		8			8
GENESIS DIAGNOSTICS			8	100%	8
EAST ALABAMA MEDICAL CENTER LABORATORY		6	2	25%	8
DOCTOR'S IN HOUSE LAB			8	100%	8
NORTH CAROLINA DEPARTMENT OF HEALTH & HUMAN SERVICES			8	100%	8
GENEUS DIAGNOSTICS			8	100%	8
SPORTS DRUG TESTING LABORATORY			8	100%	8
MINUTE CLINIC INCORPORATE		7	1	13%	8
NORTH OKALOOSA MEDICAL CENTER			8	100%	8
STATE LAB		1	7	88%	8
DEVANSH LAB WERKS INC		6	2	25%	8
MAYO CLINIC DEPT OF LAB MED PATHOLOGY			8	100%	8
JACKSON NORTH MEDICAL CENTER		1	7	88%	8
THE COMMONWEALTH OF MASSACHUSETTS			8	100%	8
CENTRA CARE – SAND LAKE			8	100%	8
ST JOSEPH'S HEALTHLINE		1	7	88%	8
ST MARY'S MEDICAL CENTER		1	7	88%	8
NEW YORK STATE ELR - JAMES J PETERS VA MEDICAL CENTER		5	2	29%	7
NEW YORK STATE ELR - CATHOLIC HEALTH SERVICES REGIONAL LABORATORY		5	2	29%	7
DYNAMIC DNA LAB			7	100%	7
DOCTOR'S MEMORIAL HOSPITAL			7	100%	7
SOUTHEAST FAMILY HEALTHCARE CENTER			7	100%	7

COVID-19: testing by laboratory

Data through Jul 22, 2020 verified as of Jul 23, 2020 at 09:25 AM

Data in this report are provisional and subject to change.

The numbers in the table below represent the number for whom test results were received by the Department of Health. A person can be tested by more than one laboratory and can have both positive and negative results. **Therefore, the sum of the numbers in each column will be larger than the total number of people tested.**

Reporting lab	Inconclusive	Negative	Positive	Percent positive	Total
NEW YORK STATE ELR - ERIE COUNTY MEDICAL CTR CLINICAL LABS		7			7
CLINICAL PATHOLOGY LABORATORIES, INC.			7	100%	7
BAYFRONT HEALTH SPRING HILL			7	100%	7
RDX BIOSCIENCE,			7	100%	7
ORMOND BEACH CENTRA CARE			7	100%	7
WATSON CLINIC LLP MAIN			7	100%	7
BOCA BIOLISTICS REFERENCE LABORATORY			7	100%	7
AMERICAN HEALTH ASSOCIATES OF TAMPA			7	100%	7
SOUTHEAST ALABAMA MEDICAL CENTER			7	100%	7
NEW YORK STATE ELR - ST PETER'S BENDER LABORATORY		7			7
SYLVESTER AT PLANTATION LABORATORY		6	1	14%	7
VENICE REGIONAL MEDICAL LAB SERVICES			7	100%	7
NORTHWELL HEALTH PLAINVIEW HOSPITAL LABORATORY		5	2	29%	7
NO NAME		5	2	29%	7
FLORIDA DEPARTMENT OF HEALTH IN LAKE COUNTY		3	4	57%	7
NEW YORK STATE ELR - SARATOGA HOSPITAL LABORATORY		7			7
ST CATHERINE OF SIENA HOSPITAL		7			7
LONGLEAF DIAGNOSTIC LABORATORIES		2	5	71%	7
NORTH BAY HOSPITAL			7	100%	7
ST JOSEPH HOSPITAL		5	1	17%	6
POARCH BANC CREEK INDIANS TRIBAL HEALTH DEPARTMENT			6	100%	6
NEW YORK STATE ELR - JAMAICA HOSPITAL MEDICAL CENTER		6			6
PRATTVILLE BAPTIST HOSPITAL		5	1	17%	6
CONNECTICUT DEPARTMENT OF HEALTH		5	1	17%	6
TRUE HEALTH DIAGNOSTICS		1	5	83%	6
ST VINCENTS MEDICAL CENTER RIVERSIDE NURSING			6	100%	6
SACRED HEART HEALTH SYSTEM			6	100%	6
WOLFSON CHILDREN'S HOSPITAL			6	100%	6
NEW YORK STATE ELR - LOURDES HOSPITAL INC		6			6
PERSONALIZED GENETIC TESTING			6	100%	6
PENSACOLA PEDIATRICS			6	100%	6
PRIDE DIAGNOSTICS		6			6
MICHIGAN DEPARTMENT OF COMMUNITY HEALTH		1	5	83%	6
NEW YORK STATE ELR - GOOD SAMARITAN HOSPITAL LABORATORY		6			6
ADVENTHEALTH CENTRA CARE ORMOND BEACH			6	100%	6
ST. JOSEPH'S HOSPITAL LAB			6	100%	6
HUNTINGTON HOSPITAL LABORATORY		5	1	17%	6
CLEVELAND CLINIC			6	100%	6
ARCHBOLD MEMORIAL HOSPITAL/LAB		3	3	50%	6
LEE COUNTY HEALTH DEPARTMENT		4	2	33%	6
HEALTH FIRST CAPE CANAVERAL HOSPITAL			6	100%	6
ARCPPOINT LABS OF WEST PALM BEACH			6	100%	6
LEE MEMORIAL LAB GULF COAST			6	100%	6
NEW YORK STATE ELR - BRONX LEBANON HOSPITAL-MEDICAL CENTER		5	1	17%	6
ROCKLEDGE			6	100%	6
PATHOGENIUS LABORATORIES		2	4	67%	6
CHILDREN'S HOSPITAL OF PHILADELPHIA		5			5

COVID-19: testing by laboratory

Data through Jul 22, 2020 verified as of Jul 23, 2020 at 09:25 AM

Data in this report are provisional and subject to change.

The numbers in the table below represent the number for whom test results were received by the Department of Health. A person can be tested by more than one laboratory and can have both positive and negative results. **Therefore, the sum of the numbers in each column will be larger than the total number of people tested.**

Reporting lab	Inconclusive	Negative	Positive	Percent positive	Total
BAY PINES VA		1	4	80%	5
UNIVERSITY HOSPITAL - STONY BROOK EASTERN		5			5
BIOTECH			5	100%	5
TAMIAMI LAB MILLENNIUM			5	100%	5
SOUTH SEMINOLE HOSPITAL		1	4	80%	5
PROMEDICA LABORATORIES		5			5
NEW YORK STATE ELR - VASSAR BROTHERS MEDICAL CENTER LABORATORY		5			5
XRL SXF REF LAB		5			5
NEW YORK PRESBYTERIAN - ALLEN HOSPITAL		5			5
AEL KNOXVILLE			5	100%	5
JFK MEDICAL CENTER NORTH LAB			5	100%	5
ST VINCENT'S EAST LABORATORY		5			5
BROOKWOOD BAPTIST MEDICAL CENTER		5			5
FRANCES WARDE MEDICAL LABORATORY		2	3	60%	5
ST ANTHONY NORTH			5	100%	5
MONTEFIORE NEW ROCHELLE HOSPITAL		5			5
SHELBY COUNTY HEALTH CARE CORPORATION		3	2	40%	5
SPECIALITY LABORATORIES,INC		4	1	20%	5
FLOWERS HOSPITAL		1	4	80%	5
PALM BEACH PATHOLOGY		4	1	20%	5
UPMC HEALTH SYSTEM		4	1	20%	5
CREATIVE TESTING SOLUTIONS			5	100%	5
MINUTECLINIC DIAGNOSTIC OF RHODE ISLAND, LLC #729		4	1	20%	5
Diatherix Laboratories, LLC		1	4	80%	5
TYNDALL AFB			5	100%	5
ARNOT OGDEN MEDICAL CENTER LABORATORY		5			5
CANTON-POTSDAM HOSPITAL LABORATORY		5			5
DOH JACKSONVILLE CENTRAL LABORATORY		3	2	40%	5
NEW YORK STATE ELR - LABORATORY ALLIANCE OF CENTRAL NEW		5			5
BOCA RATON REGIONAL HOSPITAL LAB			5	100%	5
MAGNOLIA DIAGNOSTIC			5	100%	5
THE VILLAGES CLINICAL LAB		4	1	20%	5
LABCORP BURLINGTON CYTO		4	1	20%	5
ST ELIZABETH MEDICAL CENTER LABORATORY		5			5
NEW YORK STATE ELR - HUDSON VALLEY HOSPITAL CENTER LABORATORY		4	1	20%	5
BROWARD COUNTY HEALTH DEPT.			5	100%	5
PRECISION LABS LLC		1	3	75%	4
PRECISION HEALTH SOLUTIONS LAB			4	100%	4
COMMUNITY HEALTH OF SOUTH FLORIDA			4	100%	4
NEW YORK STATE ELR - BROOKLYN HOSPITAL CENTER DOWNTOWN CAMPUS		4			4
THOMAS JEFFERSON UNIVERSITY HOSPITAL		4			4
PECONIC BAY MEDICAL CENTER LABORATORY		3	1	25%	4
BIOFIRE			4	100%	4
INTERMARKET FACILITY			4	100%	4
PEDIATRIC HEALTH CARE ALLIANCE			4	100%	4
DCH REGIONAL MEDICAL CENTER LABORATORY		4			4
LABCORP - NAPLES			4	100%	4

COVID-19: testing by laboratory

Data through Jul 22, 2020 verified as of Jul 23, 2020 at 09:25 AM

Data in this report are provisional and subject to change.

The numbers in the table below represent the number for whom test results were received by the Department of Health. A person can be tested by more than one laboratory and can have both positive and negative results. **Therefore, the sum of the numbers in each column will be larger than the total number of people tested.**

Reporting lab	Inconclusive	Negative	Positive	Percent positive	Total
NEW YORK STATE ELR - NORTH CENTRAL BRONX HOSP		4			4
STATEN ISLAND UNIVERSITY HOSPITAL-POUCH		4			4
LAKELAND REGIONAL HEALTH			4	100%	4
LEHIGH VALLEY HOSPITAL		3	1	25%	4
THE CENTER FOR URGENT CARE		3	1	25%	4
EXPRESS TESTING-ONE			4	100%	4
SUNCOAST COMMUNITY HEALTH CENTERS PEDIATRICS			4	100%	4
TRUGENX			4	100%	4
NEW YORK STATE ELR - SOUTHSIDE HOSPITAL NORTHWELL HEALTH LABORATORY		3	1	25%	4
COLORADO DEPARTMENT OF PUBLIC HEALTH AND ENVIRONMENT			4	100%	4
NORTHWEST FLORIDA COMMUNITY HOSPITAL		1	3	75%	4
DTR LABS		3	1	25%	4
FINLAY C. LABORATORY		3	1	25%	4
MISSOURI DEPARTMENT OF HEALTH AND SENIOR SERVICES			4	100%	4
OKLAHOMA STATE UNIVERSITY DIAGNOSTIC LAB			4	100%	4
BAYONET POINT MEDICAL CENTER			4	100%	4
LAB CORP OF AMERICA		1	3	75%	4
WUESTHOFF MEMORIAL HOSPITAL			4	100%	4
AMELIA MEDICAL CARE			4	100%	4
BOND CLINIC			4	100%	4
BAYCARE LABORATORIES			4	100%	4
MEDLOGIC, LLC		1	3	75%	4
MAYO CLINIC LABS - ROCHESTER SUPERIOR DRIVE			4	100%	4
WINTER HAVEN HOSPITAL			4	100%	4
DAVITA LABORATORY		4			4
MERCY HOSPITAL MIAMI LAB			4	100%	4
SOUTHWESTERN REGIONAL MEDICAL CENTER - TULSA		4			4
COVENIENT CARE MEDICAL CLINIC			4	100%	4
QUEST DIAGNOSTICS- MELBOURNE			4	100%	4
LINCOLN MEDICAL AND MENTAL HEALTH CENTER		4			4
ADVENT HEALTH SEBRING			4	100%	4
FLORIDA MEDICAL CLINIC			4	100%	4
HEALTHMARK REGIONAL HOSPITAL LAB		1	2	67%	3
NORTH FLORIDA PEDIATRICS-LAKE CITY			3	100%	3
BAPTIST MEDICAL CENTER EAST		2	1	33%	3
GULF COAST MEDICAL GROUP			3	100%	3
LABORATORY OF FLORIDA			3	100%	3
LAKE CITY VETERANS HOSPITAL			3	100%	3
TAMPA GENERAL HOSPITAL LABORATORY			3	100%	3
TIMBER RIDGE LABORATORY			3	100%	3
JACKSON SOUTH COMMUNITY HOSPITAL LAB			3	100%	3
DOH-TAMPA BRANCH LABORATORY (MLK BLVD)			3	100%	3
EMERGENCY MEDICAL CENTER			3	100%	3
MHHS All Lab Subsection		3			3
VA OUTPATIENT			3	100%	3
ILLINOIS DEPARTMENT OF PUBLIC HEALTH			3	100%	3
GENUS DIAGNOSTICS			3	100%	3

COVID-19: testing by laboratory

Data through Jul 22, 2020 verified as of Jul 23, 2020 at 09:25 AM

Data in this report are provisional and subject to change.

The numbers in the table below represent the number for whom test results were received by the Department of Health. A person can be tested by more than one laboratory and can have both positive and negative results. **Therefore, the sum of the numbers in each column will be larger than the total number of people tested.**

Reporting lab	Inconclusive	Negative	Positive	Percent positive	Total
WAKEMED		1	2	67%	3
FLORIDA WOMAN CARE LABORATORY			3	100%	3
ASCENSION ST. VINCENT'S PRIMARY CARE			3	100%	3
CLINICORE			3	100%	3
QUEST DIAGNOSTICS-N ST PETERSBURG-5TH			3	100%	3
PUBLIC HEALTH LAB		3			3
MAYO MEDICAL LABORATORIES		2	1	33%	3
NICHOLS INSTITUTE QUEST DIAGNOSTICS		2	1	33%	3
LAKE WALES MEDICAL CENTER INC			3	100%	3
VIRGINIA DIVISION OF CONSOLIDATED LABORATORIES			3	100%	3
QUEST DIAGNOSTIC			3	100%	3
ABBOTT			3	100%	3
ST LUKES HOSPITAL LABORATORY		2	1	33%	3
MONTEFIORE ST LUKE'S CORNWALL HOSPITAL		2	1	33%	3
ACH			3	100%	3
BRANCH MEDICAL CLINIC			3	100%	3
PENNSYLVANIA DEPARTMENT OF HEALTH BUREAU OF LABORATORIES			3	100%	3
FISHERMEN'S HOSPITAL			3	100%	3
VIRTUA VOORHEES HOSPITAL		3			3
PALMS WEST HOSPITAL			3	100%	3
FLORIDA CLINICAL LAB			3	100%	3
AVELLINO LAB USA INC		3			3
NEW YORK STATE ELR - JACOBI MEDICAL CENTER		3			3
INDIAN RIVER CHD VERO BEACH		2	1	33%	3
FAMILY HEALTH CENTERS OF SWF LABS			3	100%	3
BAYCARE OUTREACH LABORATORY HOSPITAL			3	100%	3
METHODIST MEDICAL CENTER		2	1	33%	3
UNKNOWN LAB			3	100%	3
Cleveland Clinic Laboratories		1	2	67%	3
LEE MEMORIAL HEALTH PARK LAB			3	100%	3
NEW YORK STATE ELR - ORANGE REGIONAL MEDICAL CENTER LABORATORY		3			3
SAMARITAN MEDICAL CENTER		3			3
BARONESS ERLANGER HOSPITAL		3			3
STATEN ISLAND UNIVERSITY HOSPITAL		3			3
KEY WEST URGENT CARE, INC		3			3
NEWYORK-PRESBYTERIAN/ LAWRENCE HOSPITAL LABORATORY		3			3
MOLECULAR DIAGNOSTICS			3	100%	3
NORTH BROWARD HOSPITAL DISTRICT HEALTHCARE FOR THE HOMELESS			3	100%	3
JOE DIMAGGIO CHILDREN'S HOSPITAL		1	2	67%	3
CENTRAL FLORIDA HEALTH CARE INC			3	100%	3
LABCORP DIAGNOSTICS-MIAMI		2	1	33%	3
BEAUMONT LABORATORY			3	100%	3
MARINER'S HOSPITAL			3	100%	3
HIGHLANDS MEDICAL CENTER		3			3
OPTUM LABS LLC			3	100%	3
PINELLAS COUNTY HEALTH DEPARTMENT		2	1	33%	3
NEW YORK STATE ELR - SAMARITAN HOSPITAL LABORATORY		3			3

COVID-19: testing by laboratory

Data through Jul 22, 2020 verified as of Jul 23, 2020 at 09:25 AM

Data in this report are provisional and subject to change.

The numbers in the table below represent the number for whom test results were received by the Department of Health. A person can be tested by more than one laboratory and can have both positive and negative results. **Therefore, the sum of the numbers in each column will be larger than the total number of people tested.**

Reporting lab	Inconclusive	Negative	Positive	Percent positive	Total
UNIVERSITY OF MIAMI			2	100%	2
X-GENE MOLECULAR LABS			2	100%	2
GUTHRIE MEDICAL GROUP LABORATORIES		2			2
BETH ISRAEL DEACONESS MEDICAL CENTER			2	100%	2
DALE MEDICAL CENTER		2			2
URGENT CARE TCMA			2	100%	2
INTERNAL MEDICINE ASSOCIATES-DUNELLON			2	100%	2
PPD			2	100%	2
FLORIDA DEPARTMENT OF HEALTH IN HILLSBOROUGH COUNTY			2	100%	2
PREMIER LABORATORY SERVICES, LLC			2	100%	2
VIGILINT HEALTHCARE		1	1	50%	2
IOWA DEPARTMENT OF PUBLIC HEALTH			2	100%	2
ST. JOSEPH REGIONAL MEDICAL CENTER			2	100%	2
CONNECTDX			2	100%	2
ACHS		2			2
DEACONESS HOSPITAL			2	100%	2
MARSHALL MEDICAL CENTER SOUTH LAB		2			2
ST. MARYS MEDICAL CENTER			2	100%	2
DORAL URGENT CARE			2	100%	2
KETTERING HEALTH			2	100%	2
UNIVERSITY HOSPITAL			2	100%	2
BIO-TECH CLINICAL LABORATORIES			2	100%	2
VIRTUA MEMORIAL HOSPITAL BURLINGTON COUNTY			2	100%	2
SIGNATURE CARE PFLUGERVILLE			2	100%	2
WALGREENS #5317		2			2
AMEERAH LABS			2	100%	2
UNIVERSITY HOSPITAL OF BROOKLYN		2			2
BAY CARE OCCUPATIONAL CLINIC			2	100%	2
Covance Central Laboratory			2	100%	2
COASTAL LABORATORIES			2	100%	2
CONEMAUGH MEMORIAL MEDICAL CENTER		2			2
AMERICAN FAMILY CARE- ORANGE BEACH			2	100%	2
UC CORAL GABLES			2	100%	2
LAWTON CHILES HEALTH CENTER			2	100%	2
OKLAHOMA STATE DEPARTMENT OF HEALTH-PUBLIC HEALTH LABORATORY			2	100%	2
ADVANCED MEDICAL CARE			2	100%	2
ALABAMA DEPARTMENT OF PUBLIC HEALTH			2	100%	2
NORTH FLORIDA/SOUTH GEORGA VETERANS HEALTH SYSTEM			2	100%	2
ERIE COUNTY MEDICAL CTR CLINICAL LABS		2			2
LEESBURG REGIONAL MEDICAL CENTER		1	1	50%	2
CORAL GABLES HOSPITAL			2	100%	2
CALHOUN LIBERTY HOSPITAL			2	100%	2
TREASURE COAST COMMUNITY HEALTH			2	100%	2
JOHNSON CITY MEDICAL CENTER		1	1	50%	2
AHSE ROP		2			2
BAY CARE			2	100%	2
LABCORP - STUART		1	1	50%	2

COVID-19: testing by laboratory

Data through Jul 22, 2020 verified as of Jul 23, 2020 at 09:25 AM

Data in this report are provisional and subject to change.

The numbers in the table below represent the number for whom test results were received by the Department of Health. A person can be tested by more than one laboratory and can have both positive and negative results. **Therefore, the sum of the numbers in each column will be larger than the total number of people tested.**

Reporting lab	Inconclusive	Negative	Positive	Percent positive	Total
WOODHULL MEDICAL AND MENTAL HEALTH CTR		2			2
CENTRA CARE HUNTER'S CREEK			2	100%	2
BFT LAB			2	100%	2
MONTANA PUBLIC HEALTH LAB			2	100%	2
MAILBOX DIAGNOSTICS		1	1	50%	2
HOME ACCESS HEALTH			2	100%	2
FCHC (OB)-DARWIN SQUARE CTR.			2	100%	2
BIRMINGHAM VAMC		1	1	50%	2
NIGHT LITE PEDIATRICS WINTER GARDEN		2			2
FLORIDA CLINICAL LABORATORY INC			2	100%	2
ATLANTIS URGENT CARE			2	100%	2
NEW YORK STATE DEPARTMENT OF HEALTH		1	1	50%	2
NEW YORK STATE ELR - NEW YORK CITY DEPARTMENT OF HEALTH & MENTAL		2			2
MAYO			2	100%	2
LABCORP RARITAN		2			2
NAPHCARE, INC.			2	100%	2
GEISINGER MEDICAL CENTER		2			2
NEW YORK STATE ELR - AUBURN COMMUNITY HOSPITAL		2			2
FLORIDA HEALTH CARE PLANS			2	100%	2
ST PETERSBURG PEDIATRICS-EAST BAY			2	100%	2
NOVANT HEALTH INPATIENT CARE			2	100%	2
FLORIDA HOSPITAL			2	100%	2
OMNI			2	100%	2
Cleveland Clinic Weston			2	100%	2
NEW YORK STATE ELR - LONG ISLAND JEWISH VALLEY STREAM		2			2
PREMIER MEDICAL LABORATORY			2	100%	2
IRL MARKET LAB ALACHUA		1	1	50%	2
BAYFRONT HEALTH PUNTA GORDA			2	100%	2
STATEN ISLAND UNIVERSITY HOSPITAL SEGUINE AVE		2			2
MEMORIAL SLOAN KETTERING CANCER CENTER		1	1	50%	2
COLLIER COUNTY HEALTH DEPT.			2	100%	2
OHIO DEPARTMENT OF HEALTH LABORATORY		2			2
LABCORP PHOENIX			2	100%	2
CELERION			2	100%	2
NORTHERN DUTCHESS HOSPITAL LABORATORY		2			2
AMMON LABS			2	100%	2
OHIO STATE UNIVERSITY WEXNER MEDICAL CENTER			2	100%	2
ALTRU DIAGNOSTICS INC			2	100%	2
SHELBY BAPTIST MEDICAL CENTER			2	100%	2
JACKSON LABORATORY OF GENOMIC MEDICINE		2			2
SSM HEALTH ST LOUIS MICROBIOLOGY LABORATORY		1	1	50%	2
SARASOTA MEMORIAL MEDICAL URGENT CARE CENTER			2	100%	2
NEW HAMPSHIRE DEPARTMENT OF HEALTH AND HUMAN SERVICES		1	1	50%	2
LABCORP - OHIO			2	100%	2
KEYS MEDICAL GROUP			2	100%	2
CLINICAL PATHOLOGY LABS		1	1	50%	2
SCDHEC BUREAU OF LABORATORIES			2	100%	2

COVID-19: testing by laboratory

Data through Jul 22, 2020 verified as of Jul 23, 2020 at 09:25 AM

Data in this report are provisional and subject to change.

The numbers in the table below represent the number for whom test results were received by the Department of Health. A person can be tested by more than one laboratory and can have both positive and negative results. **Therefore, the sum of the numbers in each column will be larger than the total number of people tested.**

Reporting lab	Inconclusive	Negative	Positive	Percent positive	Total
QUEST DIAGNOSITCS INCORPORATED			2	100%	2
GEORGIA DEPARTMENT OF PUBLIC HEALTH			2	100%	2
SOUTH GEORGIA MEDICAL CENTER			2	100%	2
NEW HAMPSHIRE PUBLIC HEALTH LABORATORIES		2			2
KEY PRIMARY CASE			2	100%	2
QUEENS HOSPITAL CENTER		2			2
GALEN BAYLOR EXTENSION		2			2
JOHN D. ARCHBOLD MEM. HOSPITAL			2	100%	2
Viracor Eurofins			1	100%	1
BLOOD SYSTEMS LABORATORIES			1	100%	1
VIDANT MEDICAL CENTER			1	100%	1
CBC LAB			1	100%	1
VERMONT DEPARTMENT OF HEALTH LABORATORY		1			1
SPRING HILL REGIONAL HOSPITAL			1	100%	1
MUNSON MEDICAL CENTER			1	100%	1
VITAE DIAGNOSTICS			1	100%	1
AMERICAN MEDICAL LABORATORIES			1	100%	1
UNIVERSITY LAB			1	100%	1
NEW YORK STATE ELR - ST BARNABAS HOSPITAL		1			1
HIGHLANDS CLINICAL LABORATORY			1	100%	1
SUNY UPSTATE MEDICAL UNIVERSITY			1	100%	1
UAB			1	100%	1
NEW YORK STATE ELR - MERCY MEDICAL CENTER		1			1
BAYCARE ALLIANT HOSPITAL			1	100%	1
WILMINGTON VA MEDICAL CENTER			1	100%	1
BAYCARE OUTREACH LAB			1	100%	1
VA HOSPITAL			1	100%	1
AFC URGENT CARE			1	100%	1
KETTERING MEDICAL CENTER			1	100%	1
VA GREATER LOS ANGELES HEALTH CARE SYSTEM			1	100%	1
DELAWARE DIAGNOSTICS LABS			1	100%	1
ROBERT WOOD JOHNSON HOSPITAL			1	100%	1
TAMIAMI LAB MILLENIUM			1	100%	1
TAMPA		1			1
RIVIERA BEACH HEALTH CENTER LAB			1	100%	1
SCIONLAB SERVICES LLC			1	100%	1
TIMPANOGOS REGIONAL HOSPITAL			1	100%	1
ST. JOSEPH'S HOSPITAL NORTH			1	100%	1
STANLY REGIONAL MEDICAL CENTER			1	100%	1
FLORIDA CLINICAL LABORATORY - BIOREFERENCE LABORATORIES			1	100%	1
SANFORD REGIONAL HOSPITAL WORTHINGTON		1			1
FLORIDA DEPARTMENT OF HEALTH PALM BEACH COUNTY			1	100%	1
SKY RIDGE MEDICAL CENTER - MICRO			1	100%	1
JEFFERSON COUNTY HEALTH DEPARTMENT-MONTICELLO		1			1
KANSAS DEPARTMENT OF HEALTH			1	100%	1
SENTARA NORFOLK GENERAL HOSPITAL CENTRAL LAB			1	100%	1
SOUTHWEST FLORIDA DIVISION LAB			1	100%	1

COVID-19: testing by laboratory

Data through Jul 22, 2020 verified as of Jul 23, 2020 at 09:25 AM

Data in this report are provisional and subject to change.

The numbers in the table below represent the number for whom test results were received by the Department of Health. A person can be tested by more than one laboratory and can have both positive and negative results. **Therefore, the sum of the numbers in each column will be larger than the total number of people tested.**

Reporting lab	Inconclusive	Negative	Positive	Percent positive	Total
UNK			1	100%	1
BLOUNT MEMORIAL HOSPITAL		1			1
PRORENATA LABS			1	100%	1
KENTUCKY CABINET FOR HEALTH AND FAMILY SERVICES			1	100%	1
UT MEMPHIS UNIVERSITY HEALTH SERVICES			1	100%	1
VALLEY HOSPITAL MEDICAL CENTER		1			1
SMITH KLINE			1	100%	1
SONIC REFERENCE LABORATORY			1	100%	1
UNIVERSITY OF KANSAS MEDICAL CENTER			1	100%	1
THE UNIVERSITY OF VERMONT MEDICAL CENTER		1			1
THOMAS LANGLEY			1	100%	1
CAROLINAS HEALTHCARE SYSTEM LAB			1	100%	1
TEN HEALTHCARE			1	100%	1
CATHOLIC HEALTH SYSTEM DEPT LABORATORY		1			1
UNIVERSITY OF FLORIDA			1	100%	1
UF KANAPAHA LAB BEAKER		1			1
CONEY ISLAND HOSPITAL		1			1
ACCESS HEALTH CARE PHYSICIANS			1	100%	1
DHEC - S.C PUBLIC HEALTH LAB			1	100%	1
CLEVELAND CLINIC OHIO LABORATORIES			1	100%	1
QUEST DIAGNOSTICS-OCALA-SE 3RD		1			1
QUEST DIAGNOSTIC INC TECHINICAL			1	100%	1
ALLIANCE LABORATORY SERVICES			1	100%	1
CENTRA CARE – LAKE NONA			1	100%	1
AFFILIATED LABORATORIES INC			1	100%	1
RICHMOND UNIVERSITY MEDICAL CENTER			1	100%	1
RIVERSIDE METHODIST HOSPITAL LAB			1	100%	1
SANFORD SOUTH UNIVERSITY		1			1
FLORIDA HOSPITAL KISSIMMEE			1	100%	1
MAGNOLIA ADULT, LLC			1	100%	1
PHYSICIANS STAT			1	100%	1
PIEDMONT HOSPITAL LAB			1	100%	1
REMISE OCCUPATIONAL HEALTH SOLUTIONS INC			1	100%	1
REGIONAL MEDICAL LABORATORY			1	100%	1
FALMOUTH BY THE SEA			1	100%	1
DUKE HEALTH REGIONAL HOSPITAL			1	100%	1
AMD			1	100%	1
EDGAR PRICE FAMILY & CHILDREN HEALTHCARE CENTER			1	100%	1
NAVAL BRANCH MEDICAL CLINIC			1	100%	1
TUFTS MEDICAL CENTER			1	100%	1
NOT GIVEN			1	100%	1
WILLIAM A HINTON STATE LABORATORY INSTITUTE			1	100%	1
BAYFRONT HEALTH PORT CHARLOTTE			1	100%	1
NORTHERN WESTCHESTER HOSPITAL LABORATORY		1			1
NORTH BROWARD MEDICAL CENTER			1	100%	1
MIDMICHIGAN MEDICAL CENTER			1	100%	1
BMC/JACSONVILLE		1			1

COVID-19: testing by laboratory

Data through Jul 22, 2020 verified as of Jul 23, 2020 at 09:25 AM

Data in this report are provisional and subject to change.

The numbers in the table below represent the number for whom test results were received by the Department of Health. A person can be tested by more than one laboratory and can have both positive and negative results. **Therefore, the sum of the numbers in each column will be larger than the total number of people tested.**

Reporting lab	Inconclusive	Negative	Positive	Percent positive	Total
SHARP MEMORIAL HOSPITAL MICROBIOLOGY DEPT			1	100%	1
ADVENTIST HINSDALE HOSPITAL LABORATORY			1	100%	1
DSI LABORATORIES-NAPLES-7TH			1	100%	1
PEDIATRIC ASSOCIATES - JACKSONVILLE			1	100%	1
ST VINCENT'S CHILTON		1			1
BERKSHIRE MEDICAL CENTER			1	100%	1
PHELPS HOSPITAL LABORATORY		1			1
PEACHEALTH LABORATORIES		1			1
LEGACY LABORATORY SERVICES			1	100%	1
THE CHILDREN'S HOSPITAL OF PHILADELPHIA		1			1
HEART OF FLORIDA HMA			1	100%	1
MINUTECLINIC DIAGNOSTIC			1	100%	1
LABCORP - LADY LAKE			1	100%	1
MEMORIAL HERMANN CONSOLIDATED LABORATORY SERVICES			1	100%	1
LABCORP LAFAYETTE		1			1
MISSOURI DEPARTMENT OF HEALTH AND SENIOR SERVICES - STATE PH LAB		1			1
LABCORP SOUTH CHARLESTON			1	100%	1
WEST KENDALL HOSPITAL			1	100%	1
WEST VIRGINIA UNIVERSITY HOSPITALS			1	100%	1
WESLEY CHAPEL INTERNAL MEDICINE AND PEDIATRICS			1	100%	1
MD NOW URGENT CARE CENTER INC.			1	100%	1
MARYLAND DEPARTMENT OF HEALTH AND MENTAL HYGIENE			1	100%	1
MARINA DEL REY HOSPITAL LAB			1	100%	1
MEMORIAL HEALTH UNIVERSITY MEDICAL CENTER			1	100%	1
MONTEFIORE NYACK HOSPITAL AFFILIATED LABORATORY		1			1
MONROE COUNTY HOSPITAL		1			1
BARDMOOR LABORATORY			1	100%	1
LAKEVIEW REGIONAL HOSPITAL			1	100%	1
MANATEE PEDIATRICS			1	100%	1
WOLFSON (USE BAPTIST)			1	100%	1
YORK HOSPITAL - LABORATORY			1	100%	1
LATE HOURS URGENT CARE			1	100%	1
FLORIDA DEPARTMENT OF HEALTH IN MIAMI DADE COUNTY			1	100%	1
LARKIN COMMUNITY HOSPITAL INC DBA CARDIOTROPIC		1			1
ST JOSEPHS CHILDRENS HOSPITAL OUTREACH			1	100%	1
JOHNS HOPKINS MEDICAL LABORATORIES			1	100%	1
UNKNOWN - MI			1	100%	1
MEDSTAR HARBOR HOSPITAL			1	100%	1
LABCORP - HOLLYWOOD			1	100%	1
JOHN HOPKINS MEDICAL LABORATORIES		1			1
HARLEM HOSPITAL CENTER		1			1
HARTFORD HOSPITAL ANCILLARY LAB		1			1
MEDICAL CLINIC OF HOUSTON			1	100%	1
UW HOSPITAL AND CLINICS			1	100%	1
ONEIDA HEALTHCARE CENTER		1			1
UK HEALTHCARE			1	100%	1
UCLA HEALTHCARE CLINICAL LABS			1	100%	1

COVID-19: testing by laboratory

Data through Jul 22, 2020 verified as of Jul 23, 2020 at 09:25 AM

Data in this report are provisional and subject to change.

The numbers in the table below represent the number for whom test results were received by the Department of Health. A person can be tested by more than one laboratory and can have both positive and negative results. **Therefore, the sum of the numbers in each column will be larger than the total number of people tested.**

Reporting lab	Inconclusive	Negative	Positive	Percent positive	Total
MINUTECLINIC DIAGNOSTIC OF TEXAS, LLC		1			1
MIDWAY SPECIALTY CARE CENTER			1	100%	1
ARNOLD PALMER HOSPITAL LABORATORY			1	100%	1
ARKANSAS DEPARTMENT OF HEALTH			1	100%	1
COMMONWEALTH OF MASSACHUSETTS			1	100%	1
CHARLOTTE CHD PORT CHARLOTTE		1			1
NEW YORK STATE ELR - COLUMBIA MEMORIAL HOSPITAL LABORATORY		1			1
BEAUFORT MEMORIAL			1	100%	1
BEAUMONT HOSPITAL, GROSSE POINTE			1	100%	1
BAPTIST HEALTH MEDICAL CENTER			1	100%	1
BASCOM PALMER-MICRO LAB			1	100%	1
NADAL PEDIATRICS - VICTORIA STREET (3385)			1	100%	1
MONTANA DEPARTMENT OF PUBLIC HEALTH & HUMAN SERVICES			1	100%	1
BAYCARE MEDICAL GROUP			1	100%	1
HEALTH NETWORK LABORATORIES		1			1
Mt Sinai Aventura			1	100%	1
ST CHARLES HOSPITAL LABORATORY		1			1
SOUTHWEST REGIONAL PCR LABORATORY			1	100%	1
MEDICAL ARTS LABORATORY			1	100%	1
LOYOLA UNIVERSITY MEDICAL CENTER LABORATORY			1	100%	1
LEESBURG FAMILY MEDICINE		1			1
EXCEL URGENT CARE OF NJ			1	100%	1
LABCORP HOUSTON			1	100%	1
SEMINOLE COUNTY HEALTH DEPARTMENT			1	100%	1
AIM LABORATORIES			1	100%	1
DOCTORS CLINICAL LABORATORY, INC			1	100%	1
ST. MARY MEDICAL CENTER		1			1
DOCTOR'S WALK-IN CLINIC / QUEST DIAGNOSTICS			1	100%	1
ALVERNO CLINICAL LABORATORIES			1	100%	1
ALLIANCE LABS @LRMC			1	100%	1
DOCTORS MEMORIAL FAMILY MEDICINE			1	100%	1
PARKWAY REGIONAL MEDICAL CENTER LAB			1	100%	1
OHIO DEPARTMENT OF HEALTH			1	100%	1
EXPRESS GENE MOLECULAR DIAGNOSTICS LABORATORY			1	100%	1
LABCORP KANSAS CITY			1	100%	1
QUEST ELR		1			1
HOLY NAME MEDICAL CENTER		1			1
HARDIN MEMORIAL HOSPITAL - HEARTLAND PATHOLOGY CONSULTANTS			1	100%	1
UNITED HEALTHCARE			1	100%	1
UNIVERSITY OF MISSOURI HEALTH CARE			1	100%	1
PROGENESIS INC			1	100%	1
DALLAS MEDICAL CENTER			1	100%	1
UTMB PATHOLOGY CLINICAL SERVICES LABORATORY			1	100%	1
HOUSTON HEALTH DEPARTMENT - BUREAU OF LABORATORY SERVICES			1	100%	1
FLORIDA HOSPITAL ALTAMONTE			1	100%	1
SCIENCE CARE			1	100%	1
FORT SANDERS REGIONAL LABORATORY		1			1

COVID-19: testing by laboratory

Data through Jul 22, 2020 verified as of Jul 23, 2020 at 09:25 AM

Data in this report are provisional and subject to change.

The numbers in the table below represent the number for whom test results were received by the Department of Health. A person can be tested by more than one laboratory and can have both positive and negative results. **Therefore, the sum of the numbers in each column will be larger than the total number of people tested.**

Reporting lab	Inconclusive	Negative	Positive	Percent positive	Total
SHANDS AT LAKE SHORE LAB			1	100%	1
JRS LABORATORY			1	100%	1
TANNER MEDICAL CENTER EAST AL		1			1
TRINITAS REGIONAL MEDICAL CENTER			1	100%	1
TALLAHASSEE MEMORIAL HOSPITAL/MICROBIOLOGY LAB			1	100%	1
RIVERVIEW REGIONAL MEDICAL CENTER		1			1
THE HEART HOSPITAL BAYLOR PLANO			1	100%	1
TIEHH BIOTERRORISM RESPONSE LAB			1	100%	1
CENTRA CARE - WATERFORD LAKES			1	100%	1
XPRESS WELLNESS URGENT CARE			1	100%	1
TRUMAN MEDICAL CENTER - HOSPITAL HILL			1	100%	1
CALIFORNIA PUBLIC HEALTH LABORATORY			1	100%	1
URGENT CARE WEST CLINIC			1	100%	1
UNITED CLINICAL LABORATORIES			1	100%	1
CELEBRATION HOSPITAL			1	100%	1
INTERMOUNTAIN CENTRAL LAB			1	100%	1
WATAUGA MEDICAL CENTER			1	100%	1
VIRACOR			1	100%	1
CHATSWORTH ASSISTED LIVING COMMUNITY AT PGA NATIONAL			1	100%	1
WELLNOW URGENT CARE		1			1
BIODORON LABORATORIES			1	100%	1
LABCORP - ORLANDO		1			1
WARD MEMORIAL HOSPITAL		1			1
CFCH - FROSTPROOF			1	100%	1
ACCESS HEALTH CARE			1	100%	1
MIAMI CANCER INSTITUTE			1	100%	1
ACCESSLAB		1			1
NAVAL HOSPITAL OF JACKSONVILLE			1	100%	1
MARION COUNTY HEALTH DEPARTMENT			1	100%	1
NEW YORK STATE ELR - BELLEVUE HOSPITAL CENTER DEPARTMENT		1			1
MEDICAL CENTER ENTERPRISE			1	100%	1
LAB CORP PHOENIX			1	100%	1
MEDONE URGENT CARE			1	100%	1
APS-SUMMIT CARE PHARMACY, LLC DBA OMNICARE		1			1
MID FLORIDA CLINICAL LABORATORY			1	100%	1
NORTH CAROLINA STATE LABORATORY OF PUBLIC HEALTH, SPECTRUM LAB NETWORK			1	100%	1
LABCORP-CRYSTAL RIVER			1	100%	1
NEW YORK CITY DEPARTMENT OF HEALTH			1	100%	1
BAPTIST ER TOWN CTR			1	100%	1
MHS LAB		1			1
COMPUNET CLINICAL LAB			1	100%	1
Lourdes Hospital			1	100%	1
ONSLOW MEMORIAL HOSPITAL LABORATORY		1			1
State Lab Unspecifd			1	100%	1
NORTH NAPLES HOSPITAL RESPIRATORY THERAPY DEPARTMENT			1	100%	1
NORTHSIDE HOSPITAL DULUTH			1	100%	1
NORTHWEST FL COMM HOSP			1	100%	1

COVID-19: testing by laboratory

Data through Jul 22, 2020 verified as of Jul 23, 2020 at 09:25 AM

Data in this report are provisional and subject to change.

The numbers in the table below represent the number for whom test results were received by the Department of Health. A person can be tested by more than one laboratory and can have both positive and negative results. **Therefore, the sum of the numbers in each column will be larger than the total number of people tested.**

Reporting lab	Inconclusive	Negative	Positive	Percent positive	Total
ST FRANCIS			1	100%	1
SOUTHEAST GEORGIA HEALTH SYSTEM			1	100%	1
OHIO STATE UNIVERSITY MEDICAL CENTER			1	100%	1
GIFFORD MEMORIAL HOSPITAL		1			1
HANCOCK REGIONAL HOSPITAL		1			1
TEXAS DEPARTMENT OF STATE HEALTH SERVICES			1	100%	1
NEW YORK STATE ELR - GLENS FALLS HOSPITAL DEPARTMENT OF PATHOLOGY		1			1
LEGACY LABORATORY			1	100%	1
LAKEWOOD RANCH ER 24/7			1	100%	1
JOHNS HOPKINS MEDICAL LABS			1	100%	1
COLORADO DEPARTMENT OF HEALTH LABORATORY SERVICES DIVISION			1	100%	1
NEW YORK STATE ELR - MONTEFIORE MEDICAL CENTER LABORATORIES - WEILER			1	100%	1
NEW YORK STATE ELR - NEW YORK PRESBYTERIAN-LOWER MANHATTAN		1			1
NORTH RIVER FAMILY HEALTH CENTER			1	100%	1
SUNY AT STONY BROOK			1	100%	1
QUEST - HOUSTON LAB			1	100%	1
ST. LUKE'S HOSPITAL - BETHLEHEM CAMPUS		1			1
GRAND VIEW HOSPITAL			1	100%	1
ECLRS			1	100%	1
DICKERT			1	100%	1
PRISMA HEALTH TUOMEY LABORATORY			1	100%	1
LABCORP-PORT ST.LUCIE		1			1
HEALTH FIRST IBM-UX			1	100%	1
REDITUS LABORATORIES			1	100%	1
GENETRAIT LABORATORIES			1	100%	1
LABCORP - LEESBURG			1	100%	1
SACRED HEART MEDICAL GROUP			1	100%	1
HELIX DIAGNOSTICS			1	100%	1
HAWAII DEPARTMENT OF HEALTH LAB			1	100%	1
ST. LUCIE COUNTY HEALTH DEPARTMENT		1			1
SPARROW CENTRAL LAB			1	100%	1
DOCS URGENT CARE			1	100%	1
WEST PACIFIC MEDICAL LABORATORY			1	100%	1
AZALEA HEALTH			1	100%	1
WASHINGTON STATE DEPARTMENT OF HEALTH PUBLIC HEALTH LABORATORIES			1	100%	1
WELLINGTON WEST 100176			1	100%	1
BAYCARE MEDICAL GROUP INC			1	100%	1
MALABAR/ADVENT CENTRA CARE			1	100%	1
BAY CARE LAB SERVICES/ST. ANTHONY'S HOSPITAL			1	100%	1
CQUENTIA NGS, LLC			1	100%	1
NORTHSHORE UNIVERSITY HEALTHSYSTEM EVANSTON HOSPITAL LAB			1	100%	1
INTERMOUNTAIN MEDICAL CENTER			1	100%	1
PERDIDO URGENT CARE			1	100%	1
UC SAN DIEGO HEALTH			1	100%	1
INDIAN RIVER CLINICAL LABORATORY, INC.		1			1
US LABORATORIES			1	100%	1
VRL EUROFINs			1	100%	1

COVID-19: testing by laboratory

Data through Jul 22, 2020 verified as of Jul 23, 2020 at 09:25 AM

Data in this report are provisional and subject to change.

The numbers in the table below represent the number for whom test results were received by the Department of Health. A person can be tested by more than one laboratory and can have both positive and negative results. **Therefore, the sum of the numbers in each column will be larger than the total number of people tested.**

Reporting lab	Inconclusive	Negative	Positive	Percent positive	Total
BOZEMAN HEALTH DEACONESS HOSPITAL		1			1
CAROMONT HEALTH			1	100%	1
PEDIATRIC HEALTHCARE ALLIANCE			1	100%	1
Total	13,701	3,574,573	486,782	12%	4,075,056