

Coronavirus: summary for Alachua County

Data for Jun 13, 2020 (verified at 10 AM)

Data in this report are provisional and subject to change.

Confirmed cases

Total cases

531

Florida residents

511

Non-Florida residents

20

Gender for Florida residents

Men

259

Women

252

Unknown

0

Age for Florida residents

Range

0 - 103

Median age

37

Cases confirmed in Florida residents per day

3

1

1

1

2

2

7

4

1

4

7

30

61

23

5/30

5/31

6/1

6/2

6/3

6/4

6/5

6/6

6/7

6/8

6/9

6/10

6/11

6/12

Date case confirmed

Race, ethnicity	Cases	Hospitalizations	Deaths
White	16632%	3643%	550%
Hispanic	163%	00%	00%
Non-Hispanic	14528%	3542%	550%
Unknown ethnicity	51%	11%	00%
Black	14528%	4149%	550%
Hispanic	10%	00%	00%
Non-Hispanic	14228%	3946%	550%
Unknown ethnicity	20%	22%	00%
Other	6713%	22%	00%
Hispanic	5110%	22%	00%
Non-Hispanic	143%	00%	00%
Unknown ethnicity	20%	00%	00%
Unknown race	13326%	56%	00%
Hispanic	112%	00%	00%
Non-Hispanic	10%	00%	00%
Unknown ethnicity	12124%	56%	00%
Total	511	84	10

Hospitalization

counts include anyone who was hospitalized at some point during their illness. It does not reflect the number of people currently hospitalized.

Other race

includes any person with a race of American Indian/Alaskan native, Asian, native Hawaiian/Pacific Islander, or other.

Outcomes for Florida residents

Alachua

Hospitalizations

84

(16% of all cases)

Deaths

10

(2% of all cases)

Statewide

Hospitalizations

11,874

(17% of all cases)

Deaths

2,925

(4% of all cases)

Cases in facility staff/residents

Alachua

Long-term care

71

(14% of all cases)

Correctional

2

(0% of all cases)

Statewide

Long-term care

10,761

(15% of all cases)

Correctional

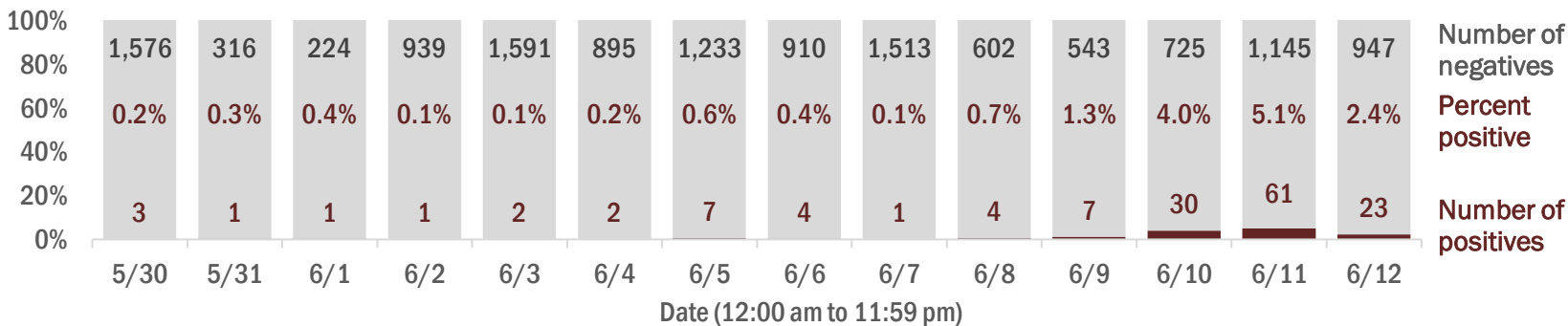
3,026

(4% of all cases)

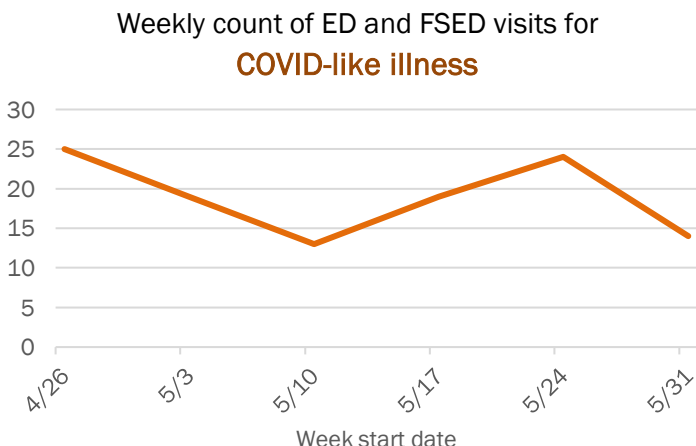
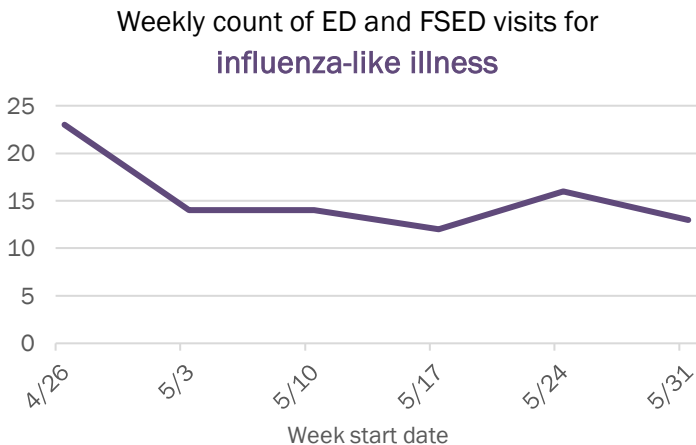
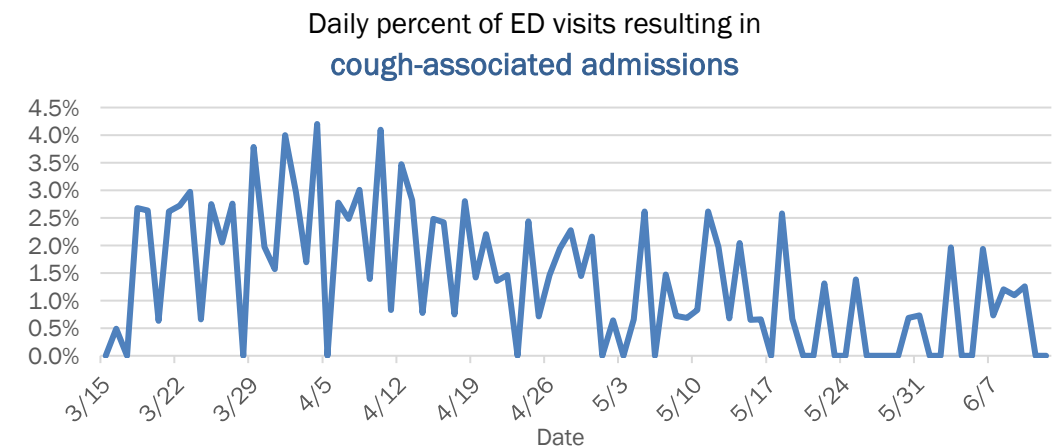
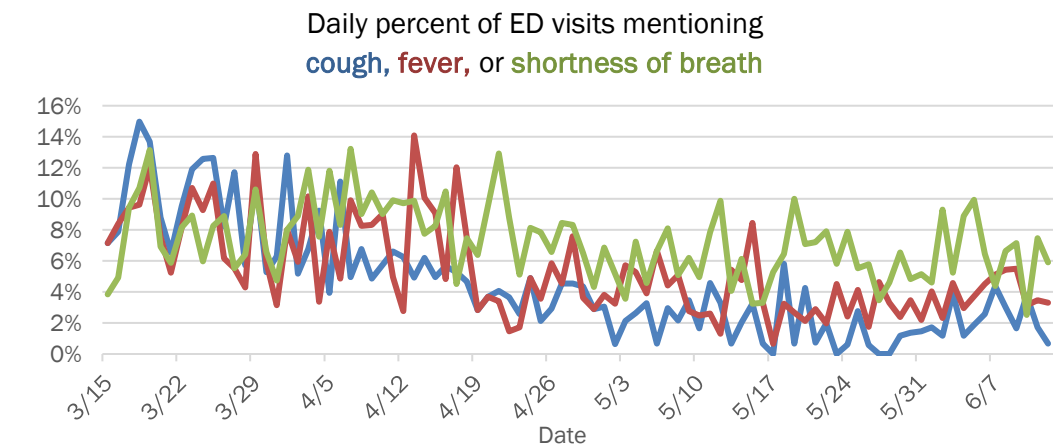
Laboratory testing for Florida residents and non-Florida residents over the past 2 weeks

Number and percent of positive labs

These counts include the number of people for whom the department received laboratory results by day. This percent is the number of people who test positive for the first time divided by all the people tested that day, excluding people who have previously tested positive.



Emergency department (ED) and freestanding ED (FSED) chief complaint and admission data for Alachua County



The Electronic Surveillance System for the Early Notification of Community-Based Epidemics (ESSENCE-FL) includes chief complaint data from 211 of 212 Florida EDs and 74 of 79 Florida FSEDs. Data are transmitted electronically to ESSENCE-FL daily or hourly.

Coronavirus: summary for Baker County

Data for Jun 13, 2020 (verified at 10 AM)

Data in this report are provisional and subject to change.

Confirmed cases

Total cases

30

Cases confirmed in Florida residents per day

1

Florida residents

30

Non-Florida residents

0

Gender for Florida residents

Men

12

Women

18

Unknown

0

Age for Florida residents

Range

20 - 97

Median age

63

Race, ethnicity

Cases

Hospitalizations

Deaths

White

21

70%

7

64%

3

75%

Hispanic

0

0%

0

0%

0

0%

Non-Hispanic

21

70%

7

64%

3

75%

Unknown ethnicity

0

0%

0

0%

0

0%

Black

7

23%

2

18%

1

25%

Hispanic

0

0%

0

0%

0

0%

Non-Hispanic

6

20%

2

18%

1

25%

Unknown ethnicity

1

3%

0

0%

0

0%

Other

2

7%

2

18%

0

0%

Hispanic

0

0%

0

0%

0

0%

Non-Hispanic

2

7%

2

18%

0

0%

Unknown ethnicity

0

0%

0

0%

0

0%

Unknown race

0

0%

0

0%

0

0%

Hispanic

0

0%

0

0%

0

0%

Non-Hispanic

0

0%

0

0%

0

0%

Unknown ethnicity

0

0%

0

0%

0

0%

Total

30

11

4

Outcomes for Florida residents

Baker

Hospitalizations

11

(37% of all cases)

Deaths

4

(13% of all cases)

Statewide

Hospitalizations

11,874

(17% of all cases)

Deaths

2,925

(4% of all cases)

Cases in facility staff/residents

Baker

Long-term care

15

(50% of all cases)

Correctional

0

(0% of all cases)

Statewide

Long-term care

10,761

(15% of all cases)

Correctional

3,026

(4% of all cases)

Hospitalization counts include anyone who was hospitalized at some point during their illness. It does not reflect the number of people currently hospitalized.

Other race includes any person with a race of American Indian/Alaskan native, Asian, native Hawaiian/Pacific Islander, or other.

Laboratory testing for Florida residents and non-Florida residents over the past 2 weeks

Number and percent of positive labs

These counts include the number of people for whom the department received laboratory results by day. This percent is the number of people who test positive for the first time divided by all the people tested that day, excluding people who have previously tested positive.

Date	Number of negatives	Percent positive	Number of positives
5/30	35	0.0%	0
5/31	30	0.0%	0
6/1	11	0.0%	0
6/2	14	0.0%	0
6/3	28	0.0%	0
6/4	18	0.0%	0
6/5	30	0.0%	0
6/6	34	0.0%	0
6/7	26	0.0%	0
6/8	13	0.0%	0
6/9	23	0.0%	0
6/10	18	0.0%	0
6/11	20	4.8%	1
6/12	153	0.0%	0

Emergency department (ED) and freestanding ED (FSED) chief complaint and admission data for Baker County

The Electronic Surveillance System for the Early Notification of Community-Based Epidemics (ESSENCE-FL) includes chief complaint data from 211 of 212 Florida EDs and 74 of 79 Florida FSEDs. Data are transmitted electronically to ESSENCE-FL daily or hourly.

Coronavirus: summary for Bay County

Data for Jun 13, 2020 (verified at 10 AM)

Data in this report are provisional and subject to change.

Confirmed cases

Total cases

141

Florida residents

135

Non-Florida residents

6

Gender for Florida residents

Men

77

Women

58

Unknown

0

Age for Florida residents

Range

2 - 93

Median age

47

Cases confirmed in Florida residents per day

1

4

8

1

6

8

3

1

1

1

5

5/30

5/31

6/1

6/2

6/3

6/4

6/5

6/6

6/7

6/8

6/9

6/10

6/11

6/12

Date case confirmed

Race, ethnicity	Cases	Hospitalizations	Deaths
White	11081%	1067%	375%
Hispanic	3324%	213%	00%
Non-Hispanic	7556%	853%	375%
Unknown ethnicity	21%	00%	00%
Black	1310%	427%	00%
Hispanic	00%	00%	00%
Non-Hispanic	1310%	427%	00%
Unknown ethnicity	00%	00%	00%
Other	54%	17%	125%
Hispanic	43%	17%	125%
Non-Hispanic	00%	00%	00%
Unknown ethnicity	11%	00%	00%
Unknown race	75%	00%	00%
Hispanic	00%	00%	00%
Non-Hispanic	00%	00%	00%
Unknown ethnicity	75%	00%	00%
Total	135	15	4

Hospitalization

counts include anyone who was hospitalized at some point during their illness. It does not reflect the number of people currently hospitalized.

Other race

includes any person with a race of American Indian/Alaskan native, Asian, native Hawaiian/Pacific Islander, or other.

Outcomes for Florida residents

Bay

Hospitalizations

15

(11% of all cases)

Deaths

4

(3% of all cases)

Statewide

Hospitalizations

11,874

(17% of all cases)

Deaths

2,925

(4% of all cases)

Cases in facility staff/residents

Bay

Long-term care

8

(6% of all cases)

Correctional

4

(3% of all cases)

Statewide

Long-term care

10,761

(15% of all cases)

Correctional

3,026

(4% of all cases)

Laboratory testing for Florida residents and non-Florida residents over the past 2 weeks

Number and percent of positive labs

These counts include the number of people for whom the department received laboratory results by day. This percent is the number of people who test positive for the first time divided by all the people tested that day, excluding people who have previously tested positive.

100%

80%

60%

40%

20%

0%

77

32

49

135

79

91

147

136

105

165

68

47

118

365

0.0%

3.0%

0.0%

2.9%

9.2%

1.1%

3.9%

5.6%

2.8%

0.6%

1.4%

0.0%

0.8%

1.4%

0

1

0

4

8

1

6

8

3

1

1

0

1

5

5/30

5/31

6/1

6/2

6/3

6/4

6/5

6/6

6/7

6/8

6/9

6/10

6/11

6/12

Date (12:00 am to 11:59 pm)

Number of negatives

Percent positive

Number of positives

Emergency department (ED) and freestanding ED (FSED) chief complaint and admission data for Bay County

Daily percent of ED visits mentioning
cough, fever, or shortness of breath

16%

14%

12%

10%

8%

6%

4%

2%

0%

3/15

3/22

3/29

4/5

4/12

4/19

4/26

5/3

5/10

5/17

5/24

5/31

6/7

Date

Weekly count of ED and FSED visits for
influenza-like illness

14

12

10

8

6

4

2

0

4/26

5/3

5/10

5/17

5/24

5/31

Week start date

Daily percent of ED visits resulting in
cough-associated admissions

2.0%

1.5%

1.0%

0.5%

0.0%

3/15

3/22

3/29

4/5

4/12

4/19

4/26

5/3

5/10

5/17

5/24

5/31

6/7

Date

Weekly count of ED and FSED visits for
COVID-like illness

18

16

14

12

10

8

6

4

2

0

4/26

5/3

5/10

5/17

5/24

5/31

Week start date

The Electronic Surveillance System for the Early Notification of Community-Based Epidemics (ESSENCE-FL) includes chief complaint data from 211 of 212 Florida EDs and 74 of 79 Florida FSEDs. Data are transmitted electronically to ESSENCE-FL daily or hourly.

Coronavirus: summary for Bradford County

Data for Jun 13, 2020 (verified at 10 AM)

Data in this report are provisional and subject to change.

Confirmed cases

Total cases	52
Florida residents	52
Non-Florida residents	0
Gender for Florida residents	
Men	11
Women	41
Unknown	0
Age for Florida residents	
Range	8 - 107
Median age	71

Cases confirmed in Florida residents per day

Date case confirmed	Cases
5/30	0
5/31	0
6/1	0
6/2	0
6/3	0
6/4	0
6/5	1
6/6	0
6/7	0
6/8	0
6/9	0
6/10	0
6/11	0
6/12	0

Race, ethnicity	Cases	Hospitalizations	Deaths
White	46 88%	9 82%	2 100%
Hispanic	0 0%	0 0%	0 0%
Non-Hispanic	46 88%	9 82%	2 100%
Unknown ethnicity	0 0%	0 0%	0 0%
Black	5 10%	1 9%	0 0%
Hispanic	0 0%	0 0%	0 0%
Non-Hispanic	5 10%	1 9%	0 0%
Unknown ethnicity	0 0%	0 0%	0 0%
Other	1 2%	1 9%	0 0%
Hispanic	0 0%	0 0%	0 0%
Non-Hispanic	1 2%	1 9%	0 0%
Unknown ethnicity	0 0%	0 0%	0 0%
Unknown race	0 0%	0 0%	0 0%
Hispanic	0 0%	0 0%	0 0%
Non-Hispanic	0 0%	0 0%	0 0%
Unknown ethnicity	0 0%	0 0%	0 0%
Total	52	11	2

Hospitalization counts include anyone who was hospitalized at some point during their illness. It does not reflect the number of people currently hospitalized.

Other race includes any person with a race of American Indian/Alaskan native, Asian, native Hawaiian/Pacific Islander, or other.

Outcomes for Florida residents

Bradford

Hospitalizations	11	(21% of all cases)
Deaths	2	(4% of all cases)

Statewide

Hospitalizations	11,874	(17% of all cases)
Deaths	2,925	(4% of all cases)

Cases in facility staff/residents

Bradford

Long-term care	28	(54% of all cases)
Correctional	0	(0% of all cases)

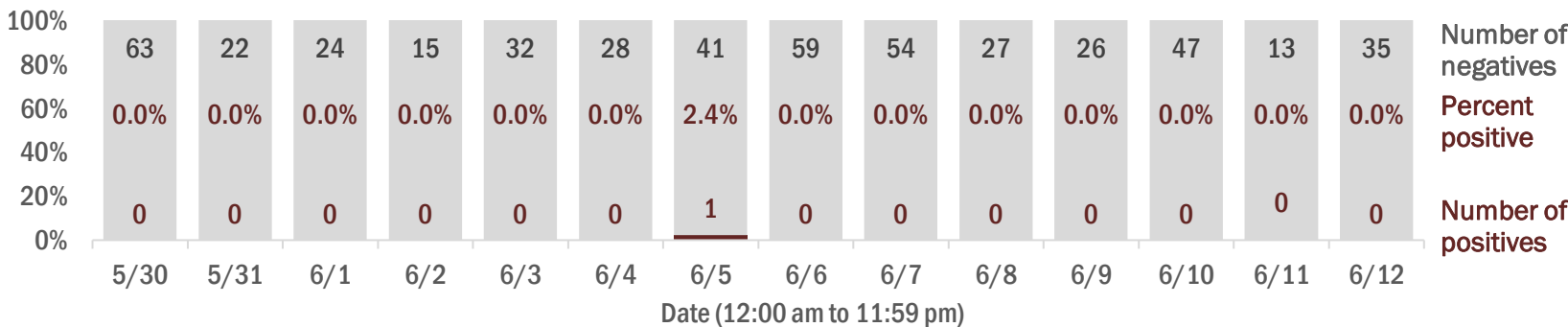
Statewide

Long-term care	10,761	(15% of all cases)
Correctional	3,026	(4% of all cases)

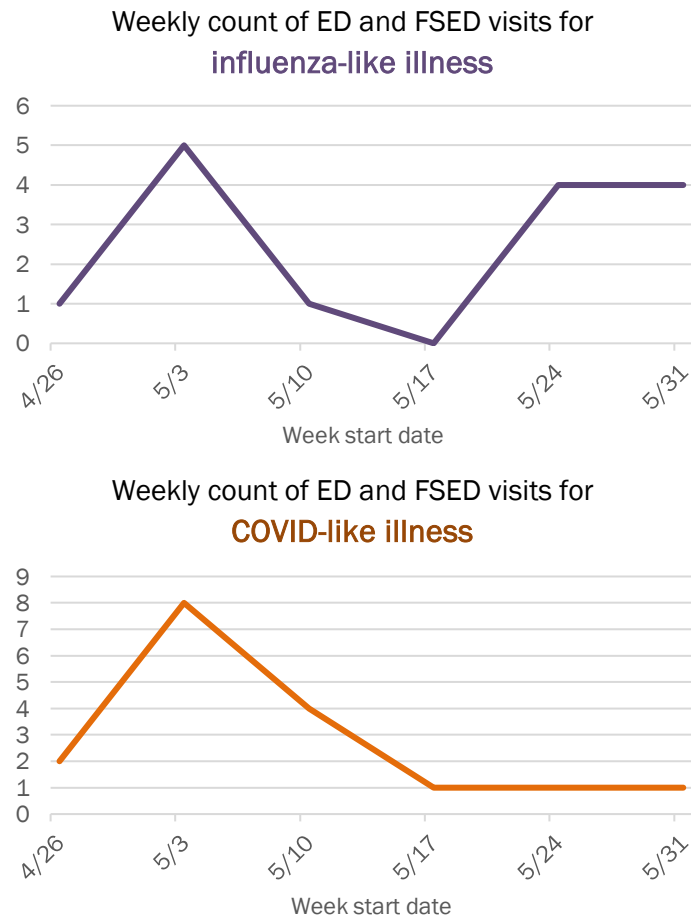
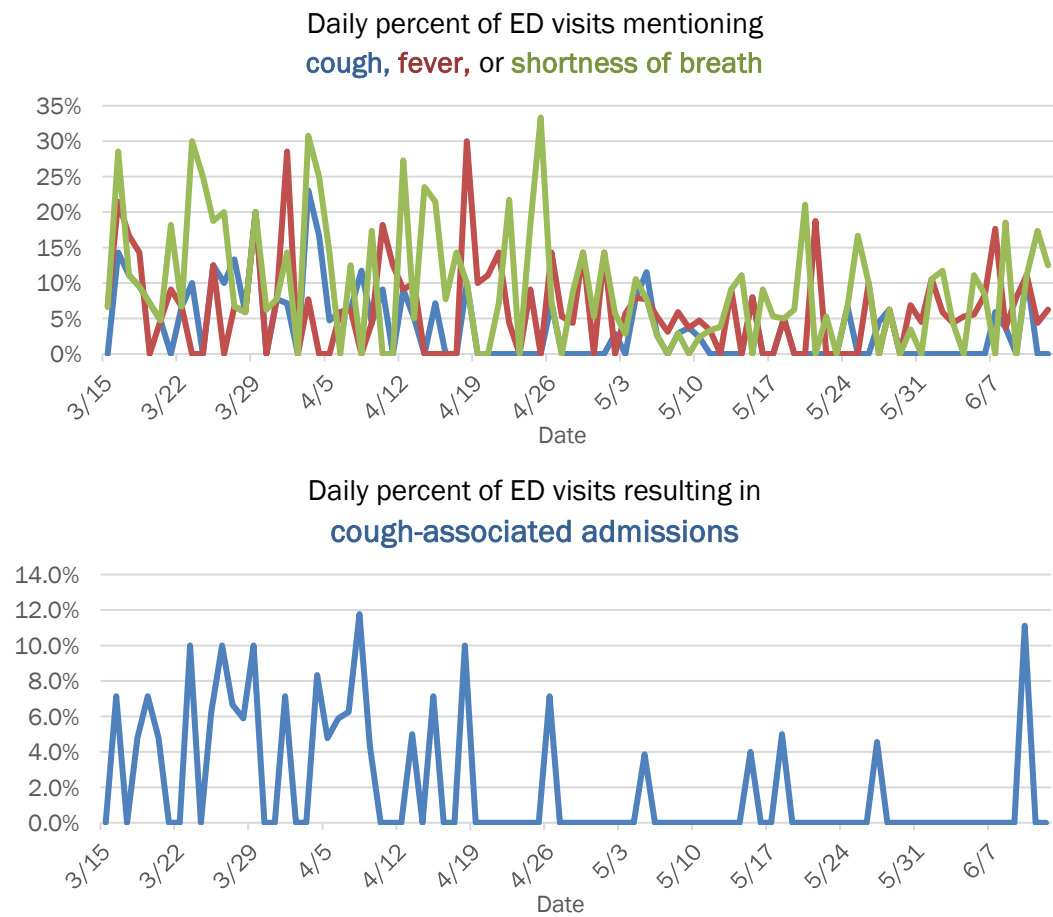
Laboratory testing for Florida residents and non-Florida residents over the past 2 weeks

Number and percent of positive labs

These counts include the number of people for whom the department received laboratory results by day. This percent is the number of people who test positive for the first time divided by all the people tested that day, excluding people who have previously tested positive.



Emergency department (ED) and freestanding ED (FSED) chief complaint and admission data for Bradford County

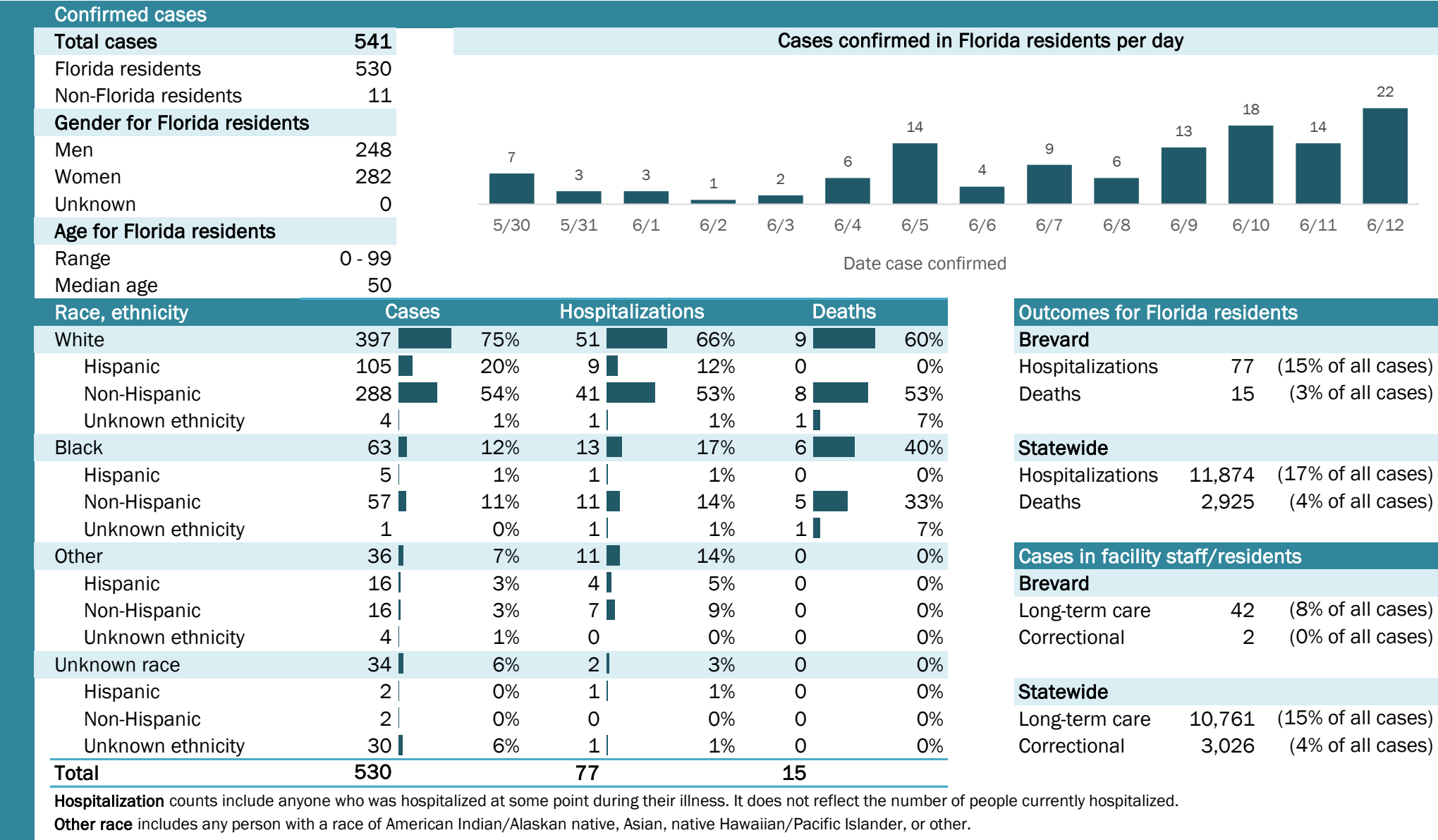


The Electronic Surveillance System for the Early Notification of Community-Based Epidemics (ESSENCE-FL) includes chief complaint data from 211 of 212 Florida EDs and 74 of 79 Florida FSEDs. Data are transmitted electronically to ESSENCE-FL daily or hourly.

Coronavirus: summary for Brevard County

Data for Jun 13, 2020 (verified at 10 AM)

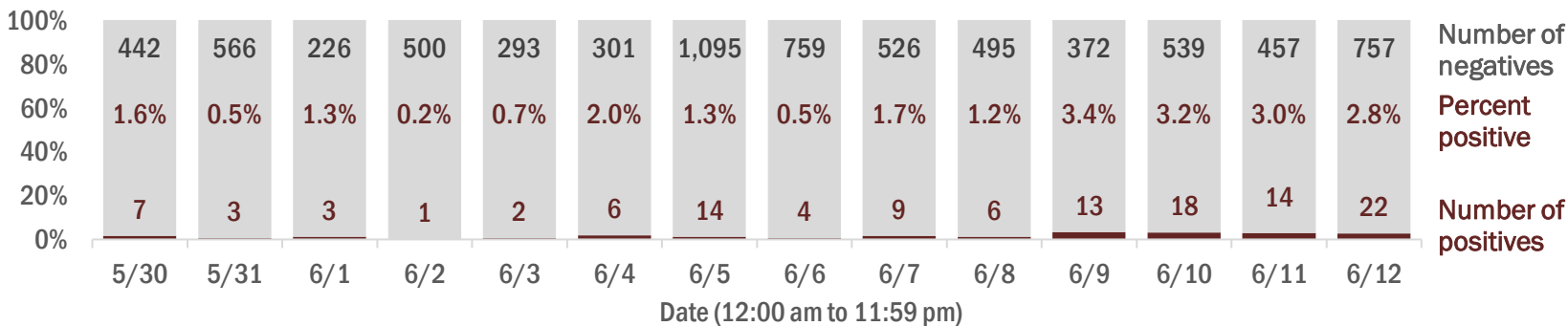
Data in this report are provisional and subject to change.



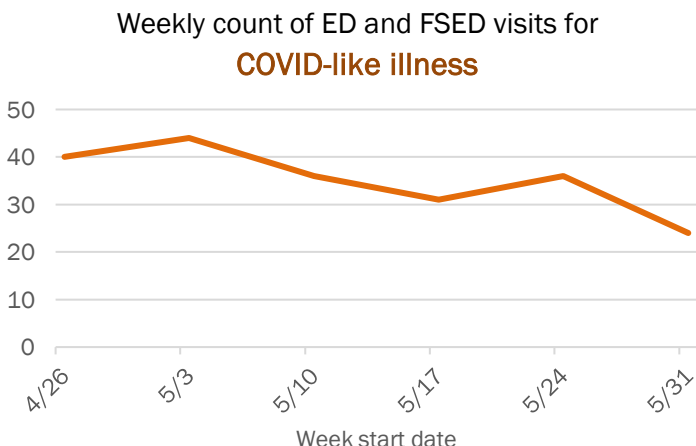
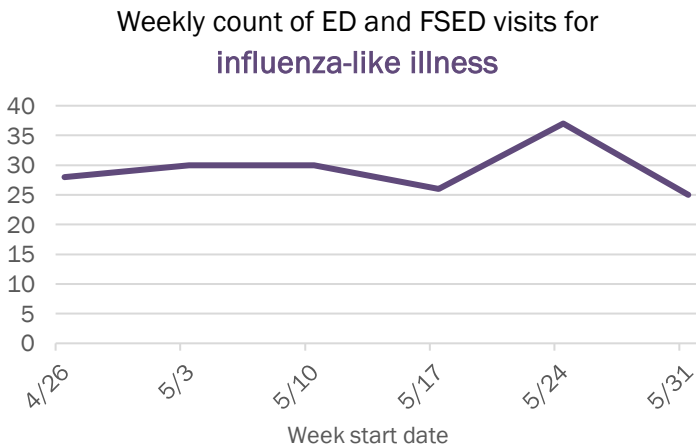
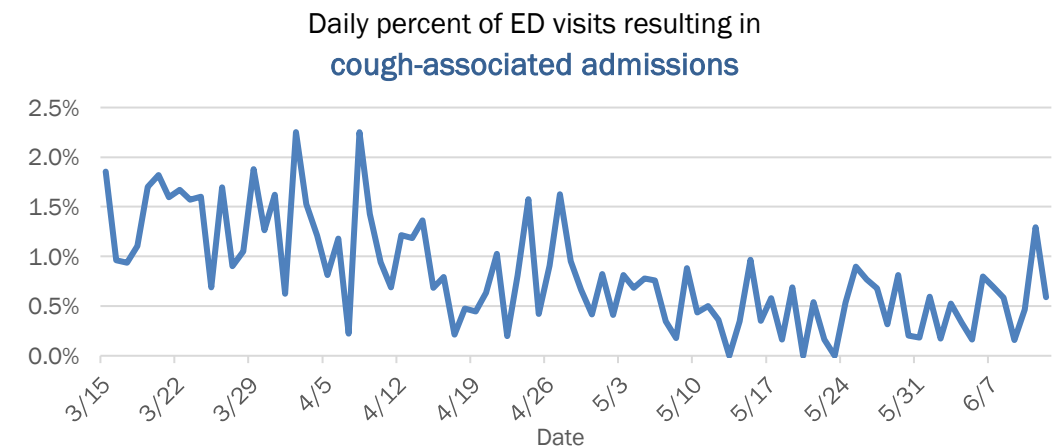
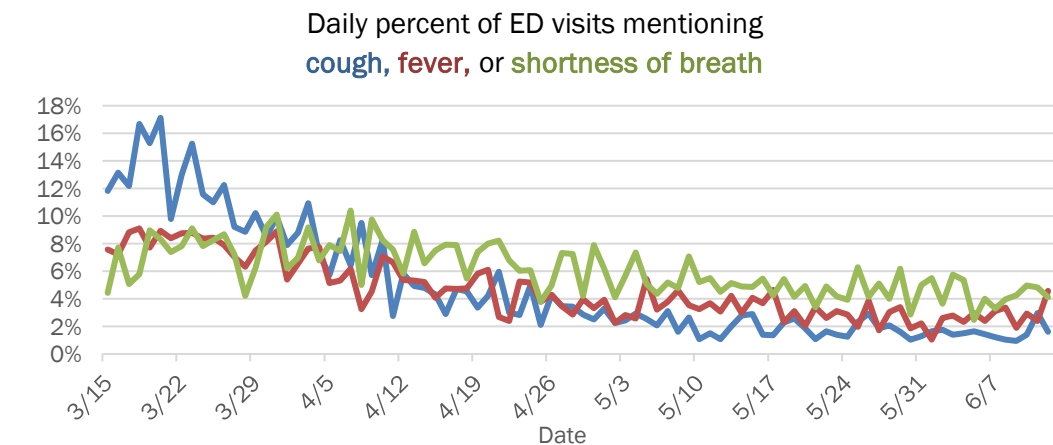
Laboratory testing for Florida residents and non-Florida residents over the past 2 weeks

Number and percent of positive labs

These counts include the number of people for whom the department received laboratory results by day. This percent is the number of people who test positive for the first time divided by all the people tested that day, excluding people who have previously tested positive.



Emergency department (ED) and freestanding ED (FSED) chief complaint and admission data for Brevard County

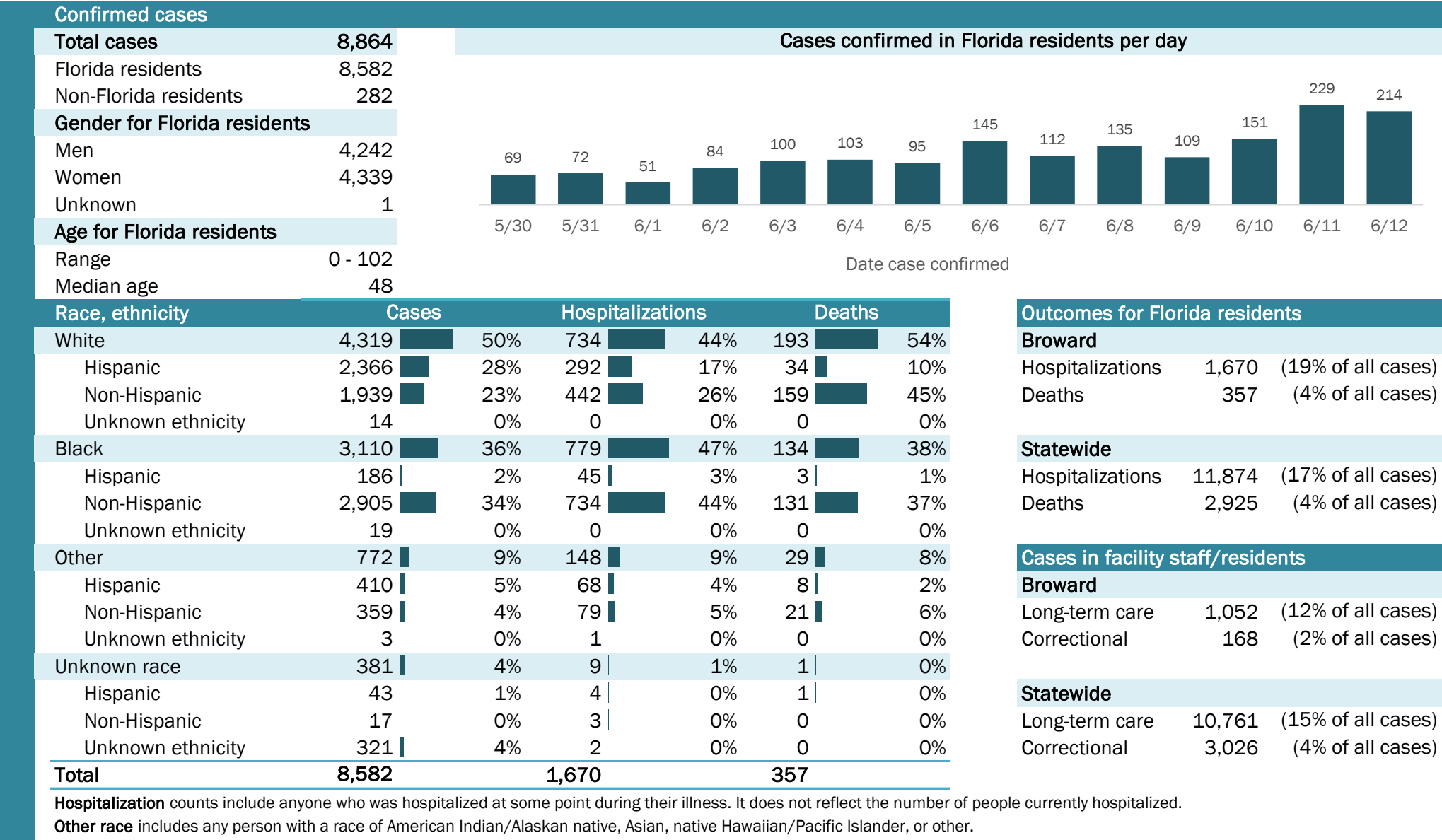


The Electronic Surveillance System for the Early Notification of Community-Based Epidemics (ESSENCE-FL) includes chief complaint data from 211 of 212 Florida EDs and 74 of 79 Florida FSEDs. Data are transmitted electronically to ESSENCE-FL daily or hourly.

Coronavirus: summary for Broward County

Data for Jun 13, 2020 (verified at 10 AM)

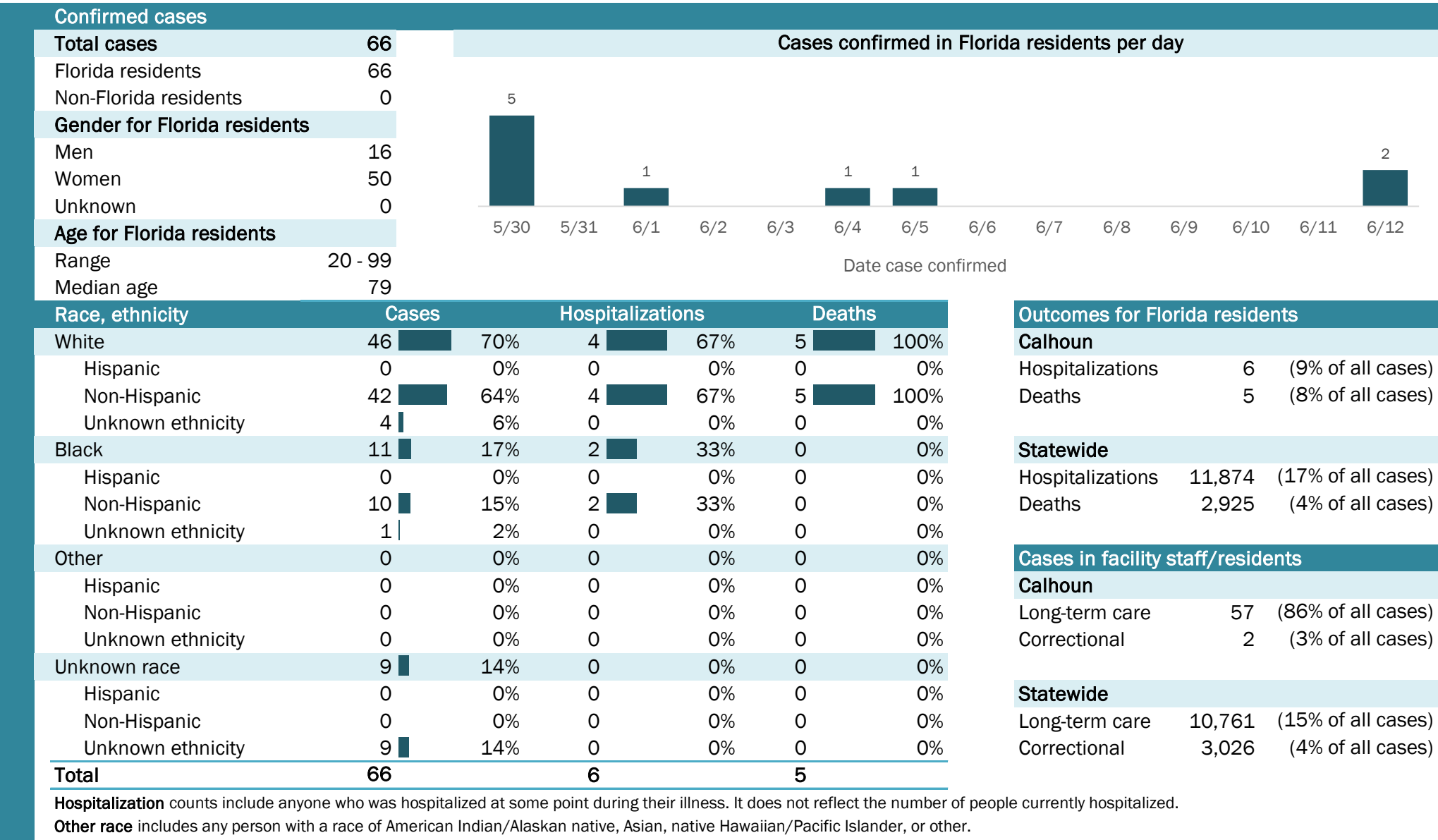
Data in this report are provisional and subject to change.



Coronavirus: summary for Calhoun County

Data for Jun 13, 2020 (verified at 10 AM)

Data in this report are provisional and subject to change.



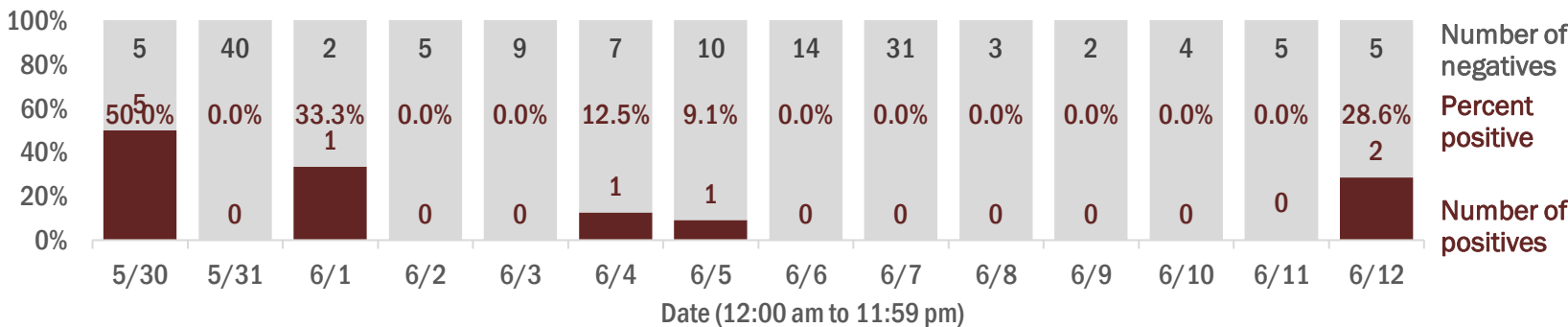
Hospitalization counts include anyone who was hospitalized at some point during their illness. It does not reflect the number of people currently hospitalized.

Other race includes any person with a race of American Indian/Alaskan native, Asian, native Hawaiian/Pacific Islander, or other.

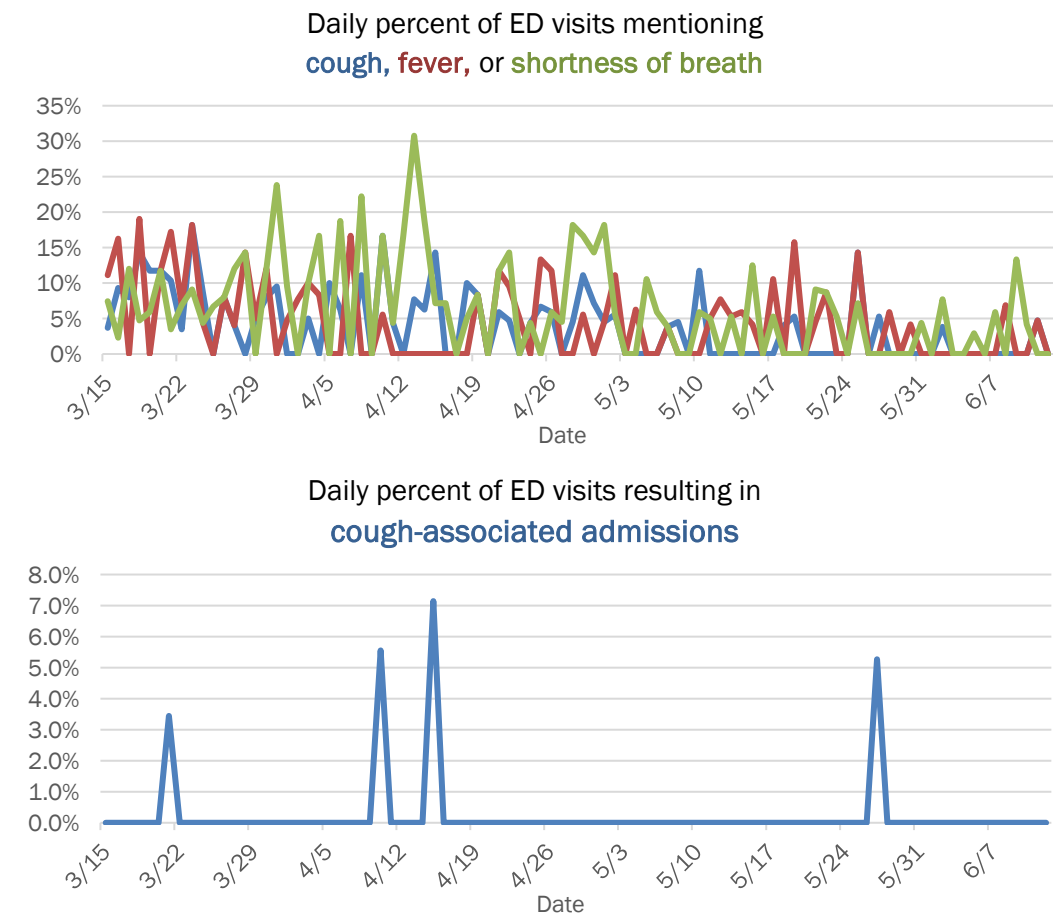
Laboratory testing for Florida residents and non-Florida residents over the past 2 weeks

Number and percent of positive labs

These counts include the number of people for whom the department received laboratory results by day. This percent is the number of people who test positive for the first time divided by all the people tested that day, excluding people who have previously tested positive.



Emergency department (ED) and freestanding ED (FSED) chief complaint and admission data for Calhoun County



Weekly count of ED and FSED visits for influenza-like illness

Week start date	Count
4/26	2
5/3	0
5/10	0
5/17	0
5/24	2
5/31	0

Weekly count of ED and FSED visits for COVID-like illness

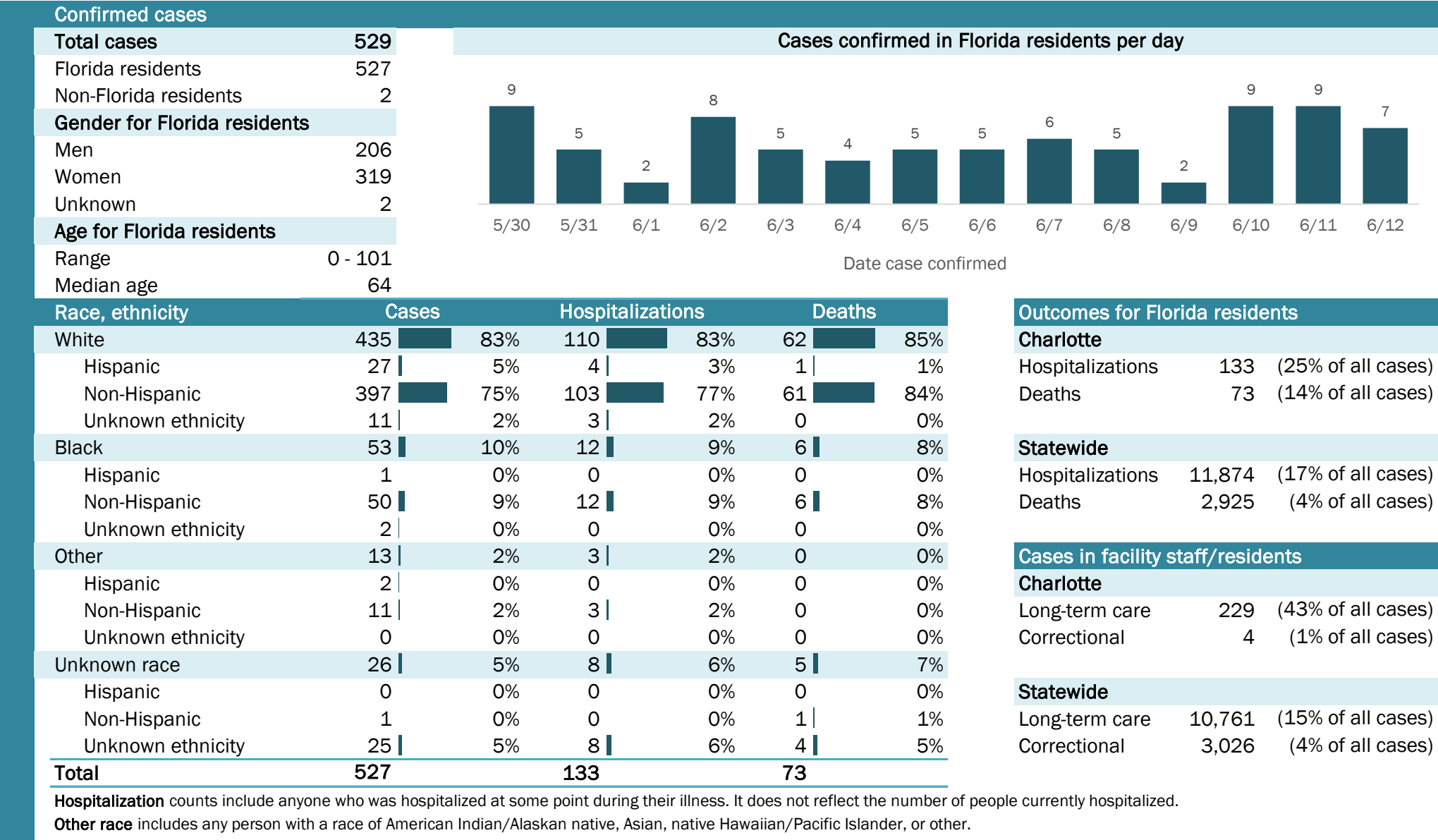
Week start date	Count
4/26	4
5/3	1
5/10	1
5/17	3
5/24	3
5/31	0

The Electronic Surveillance System for the Early Notification of Community-Based Epidemics (ESSENCE-FL) includes chief complaint data from 211 of 212 Florida EDs and 74 of 79 Florida FSEDs. Data are transmitted electronically to ESSENCE-FL daily or hourly.

Coronavirus: summary for Charlotte County

Data for Jun 13, 2020 (verified at 10 AM)

Data in this report are provisional and subject to change.



Coronavirus: summary for Citrus County

Data for Jun 13, 2020 (verified at 10 AM)

Data in this report are provisional and subject to change.

Confirmed cases

Total cases

140

Florida residents

140

Non-Florida residents

0

Gender for Florida residents

Men

71

Women

69

Unknown

0

Age for Florida residents

Range

0 - 97

Median age

59

Cases confirmed in Florida residents per day

1

3

3

3

3

6

5/30

5/31

6/1

6/2

6/3

6/4

6/5

6/6

6/7

6/8

6/9

6/10

6/11

6/12

Date case confirmed

Race, ethnicity	Cases	Hospitalizations	Deaths
White	100 71%	30 91%	12 100%
Hispanic	10 7%	1 3%	0 0%
Non-Hispanic	88 63%	29 88%	12 100%
Unknown ethnicity	2 1%	0 0%	0 0%
Black	8 6%	0 0%	0 0%
Hispanic	0 0%	0 0%	0 0%
Non-Hispanic	8 6%	0 0%	0 0%
Unknown ethnicity	0 0%	0 0%	0 0%
Other	8 6%	0 0%	0 0%
Hispanic	3 2%	0 0%	0 0%
Non-Hispanic	5 4%	0 0%	0 0%
Unknown ethnicity	0 0%	0 0%	0 0%
Unknown race	24 17%	3 9%	0 0%
Hispanic	3 2%	0 0%	0 0%
Non-Hispanic	0 0%	0 0%	0 0%
Unknown ethnicity	21 15%	3 9%	0 0%
Total	140	33	12

Hospitalization

counts include anyone who was hospitalized at some point during their illness. It does not reflect the number of people currently hospitalized.

Other race

includes any person with a race of American Indian/Alaskan native, Asian, native Hawaiian/Pacific Islander, or other.

Outcomes for Florida residents

Citrus

Hospitalizations

33

(24% of all cases)

Deaths

12

(9% of all cases)

Statewide

Hospitalizations

11,874

(17% of all cases)

Deaths

2,925

(4% of all cases)

Cases in facility staff/residents

Citrus

Long-term care

11

(8% of all cases)

Correctional

4

(3% of all cases)

Statewide

Long-term care

10,761

(15% of all cases)

Correctional

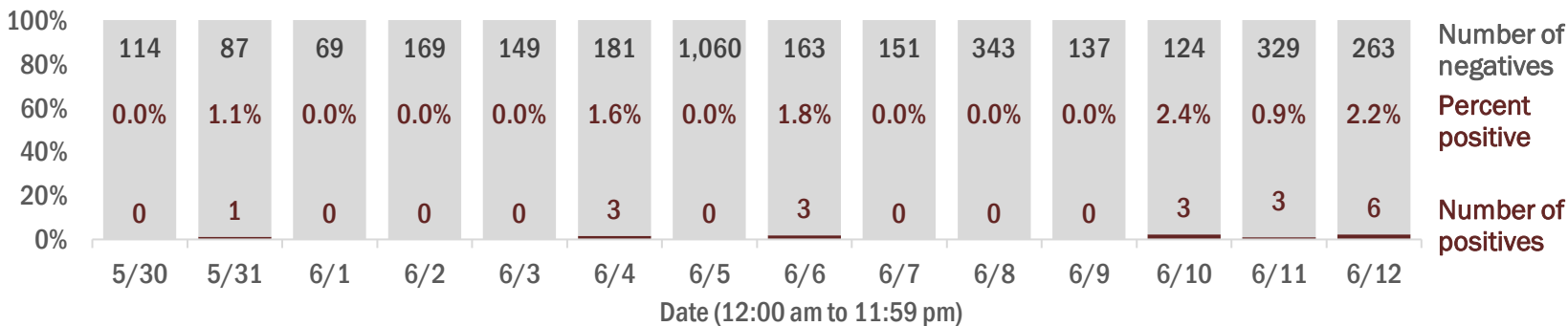
3,026

(4% of all cases)

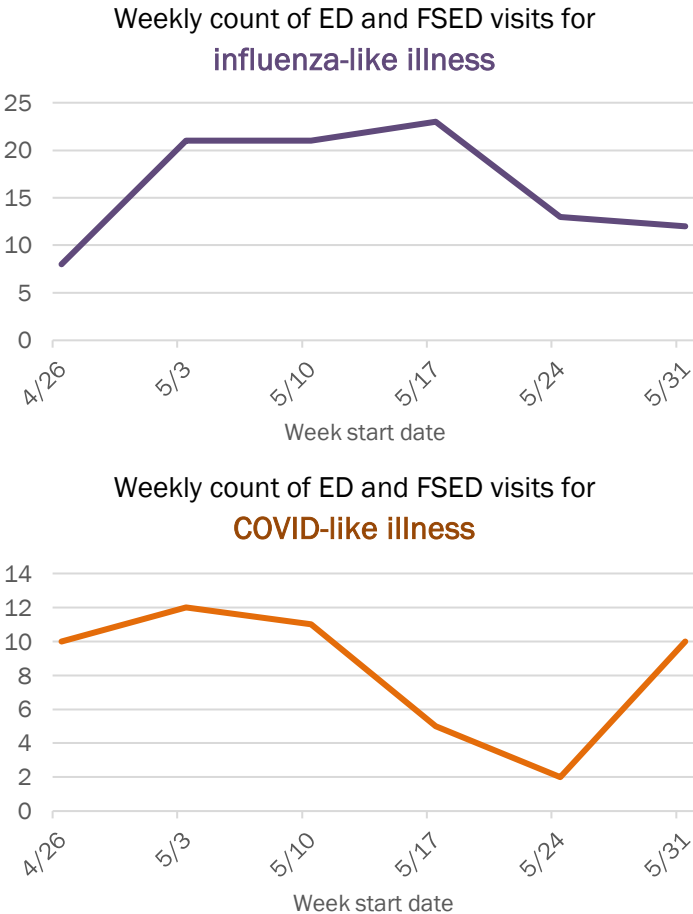
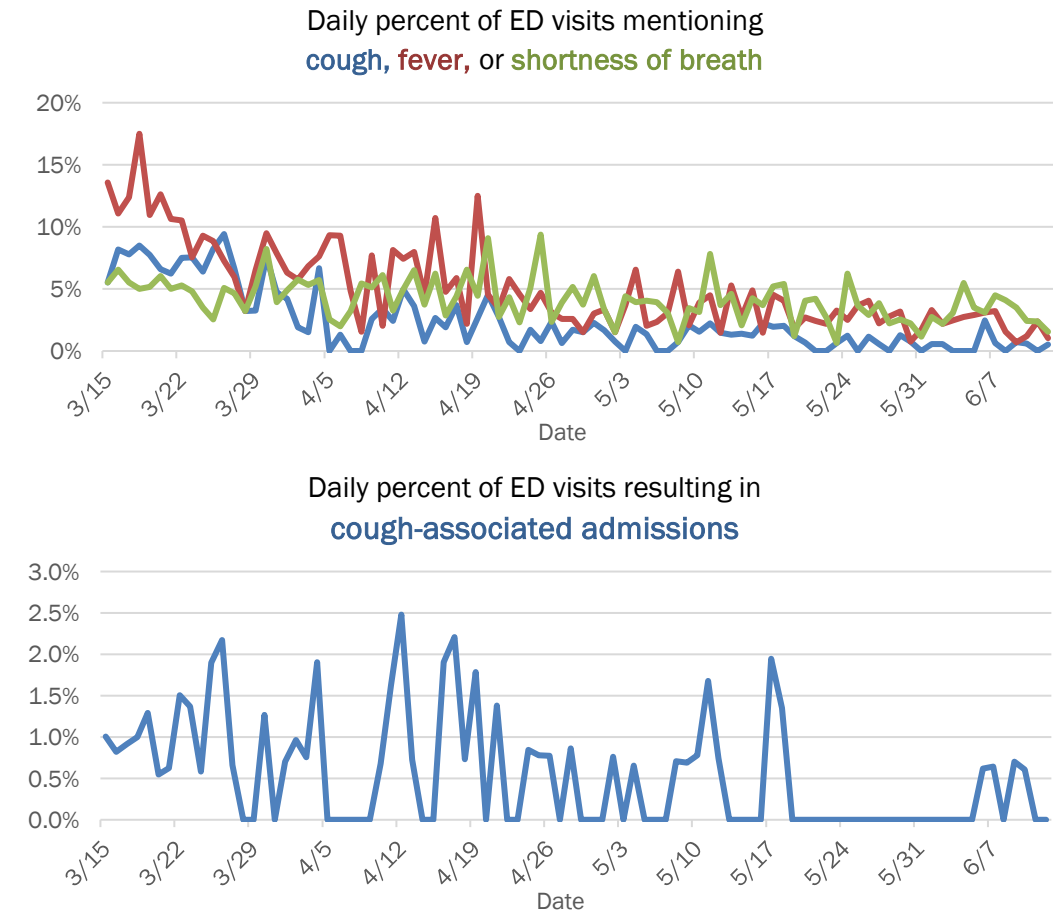
Laboratory testing for Florida residents and non-Florida residents over the past 2 weeks

Number and percent of positive labs

These counts include the number of people for whom the department received laboratory results by day. This percent is the number of people who test positive for the first time divided by all the people tested that day, excluding people who have previously tested positive.



Emergency department (ED) and freestanding ED (FSED) chief complaint and admission data for Citrus County

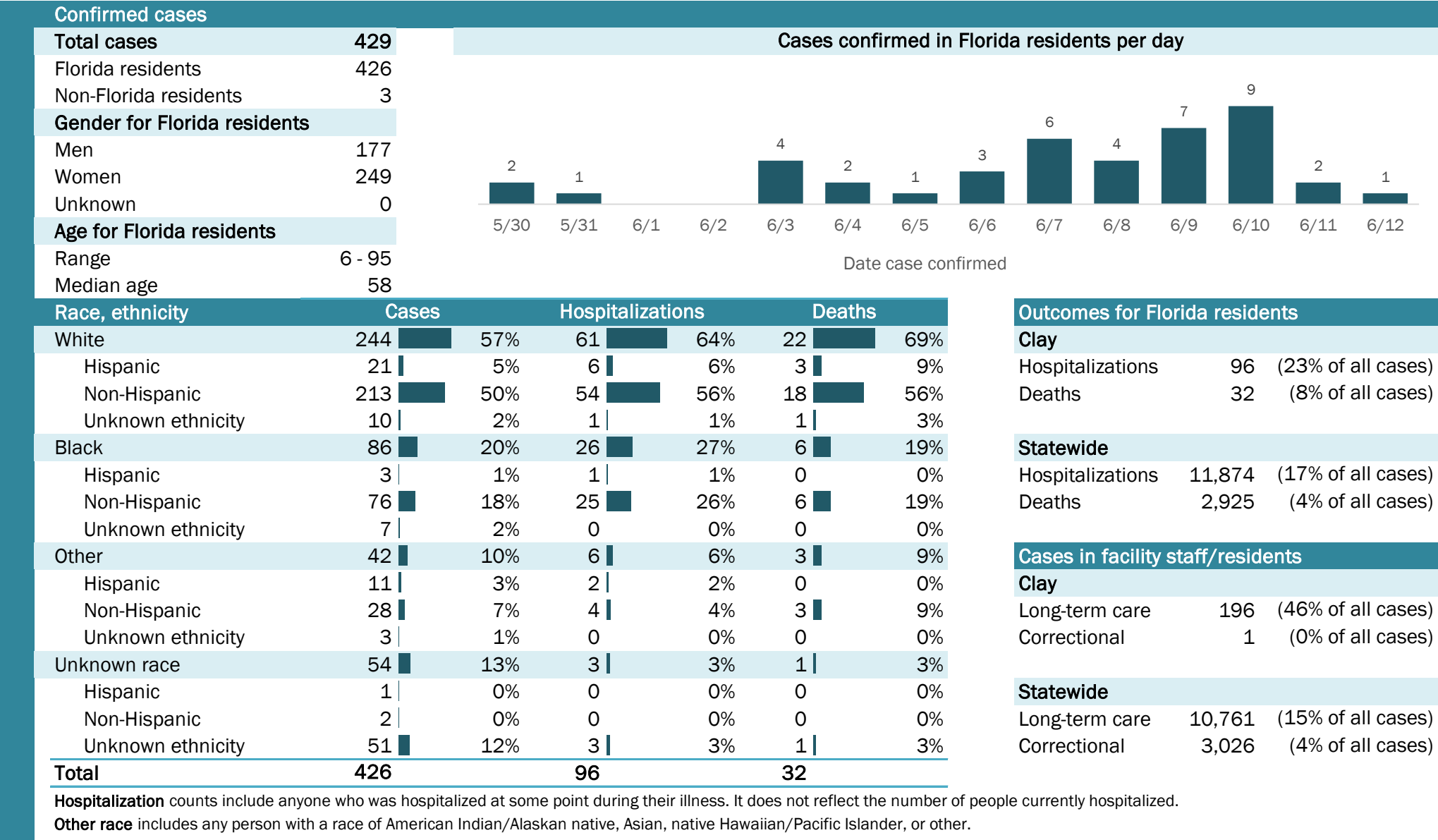


The Electronic Surveillance System for the Early Notification of Community-Based Epidemics (ESSENCE-FL) includes chief complaint data from 211 of 212 Florida EDs and 74 of 79 Florida FSEDs. Data are transmitted electronically to ESSENCE-FL daily or hourly.

Coronavirus: summary for Clay County

Data for Jun 13, 2020 (verified at 10 AM)

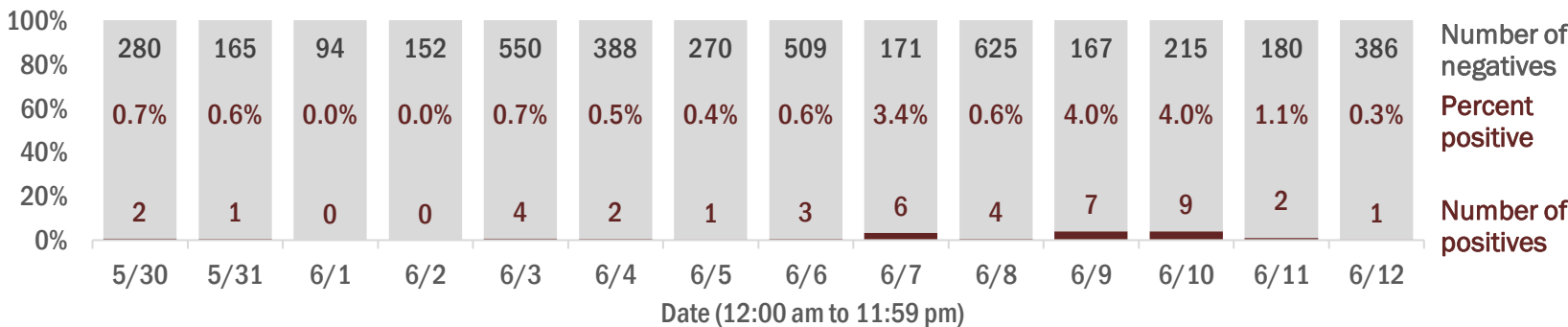
Data in this report are provisional and subject to change.



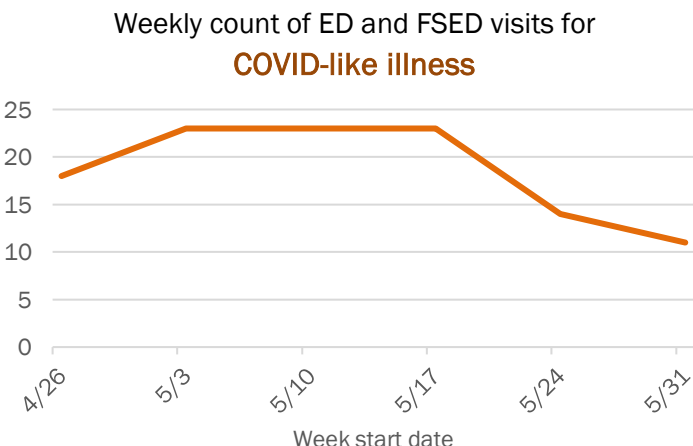
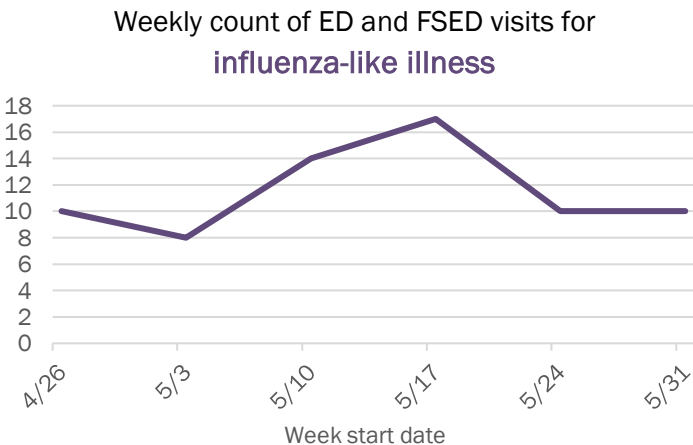
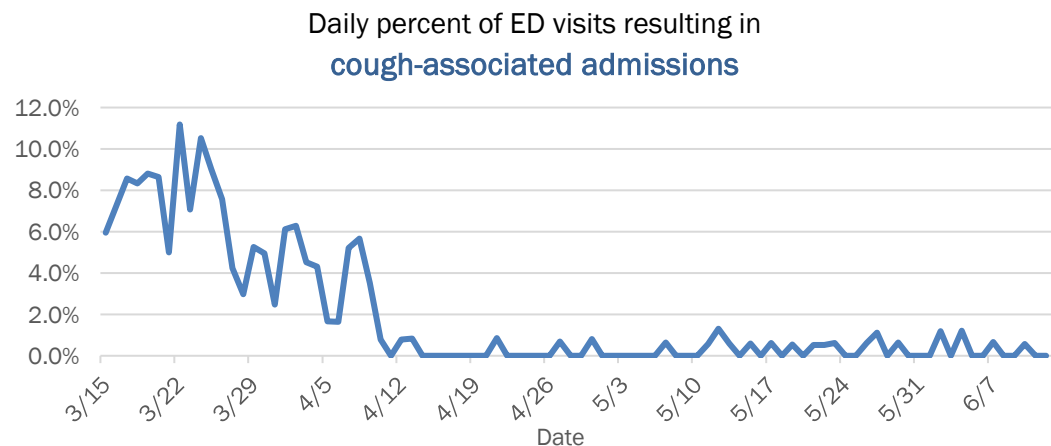
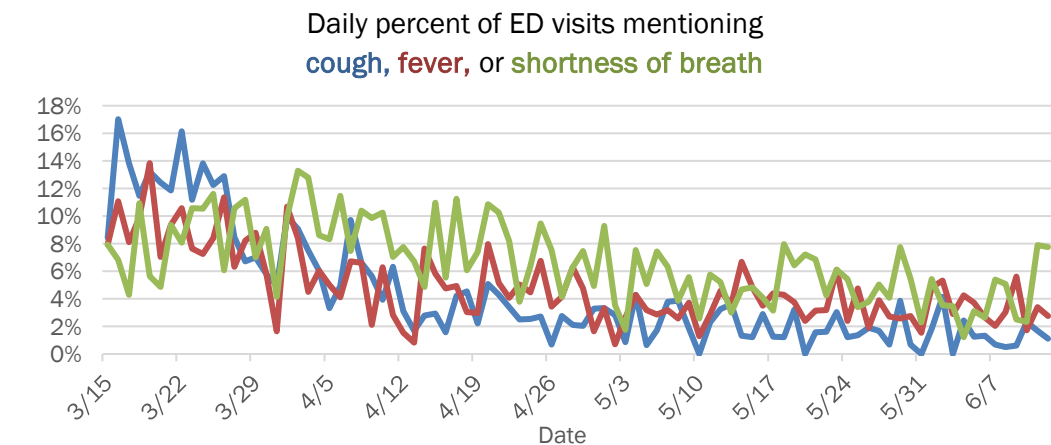
Laboratory testing for Florida residents and non-Florida residents over the past 2 weeks

Number and percent of positive labs

These counts include the number of people for whom the department received laboratory results by day. This percent is the number of people who test positive for the first time divided by all the people tested that day, excluding people who have previously tested positive.



Emergency department (ED) and freestanding ED (FSED) chief complaint and admission data for Clay County

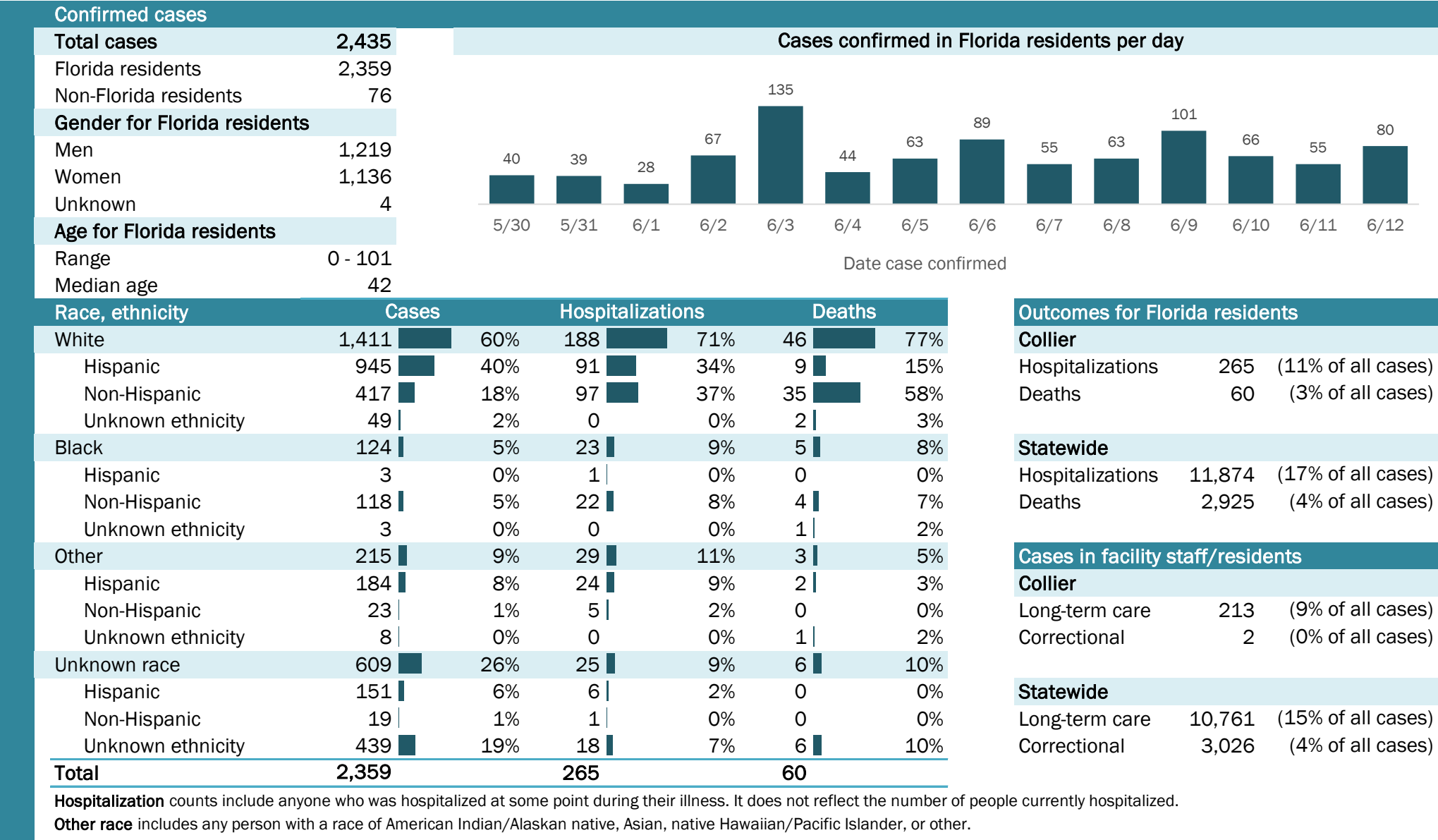


The Electronic Surveillance System for the Early Notification of Community-Based Epidemics (ESSENCE-FL) includes chief complaint data from 211 of 212 Florida EDs and 74 of 79 Florida FSEDs. Data are transmitted electronically to ESSENCE-FL daily or hourly.

Coronavirus: summary for Collier County

Data for Jun 13, 2020 (verified at 10 AM)

Data in this report are provisional and subject to change.



Coronavirus: summary for Columbia County

Data for Jun 13, 2020 (verified at 10 AM)

Data in this report are provisional and subject to change.

Confirmed cases

Total cases

177

Florida residents

175

Non-Florida residents

2

Gender for Florida residents

Men

86

Women

89

Unknown

0

Age for Florida residents

Range

0 - 97

Median age

41

Cases confirmed in Florida residents per day

1

3

4

6

7

3

2

1

2

2

5/30

5/31

6/1

6/2

6/3

6/4

6/5

6/6

6/7

6/8

6/9

6/10

6/11

6/12

Date case confirmed

Race, ethnicity	Cases	Hospitalizations	Deaths
White	83 47%	7 47%	1 50%
Hispanic	6 3%	1 7%	0 0%
Non-Hispanic	73 42%	6 40%	1 50%
Unknown ethnicity	4 2%	0 0%	0 0%
Black	78 45%	7 47%	0 0%
Hispanic	2 1%	0 0%	0 0%
Non-Hispanic	76 43%	7 47%	0 0%
Unknown ethnicity	0 0%	0 0%	0 0%
Other	12 7%	1 7%	1 50%
Hispanic	7 4%	1 7%	1 50%
Non-Hispanic	5 3%	0 0%	0 0%
Unknown ethnicity	0 0%	0 0%	0 0%
Unknown race	2 1%	0 0%	0 0%
Hispanic	0 0%	0 0%	0 0%
Non-Hispanic	0 0%	0 0%	0 0%
Unknown ethnicity	2 1%	0 0%	0 0%
Total	175	15	2

Hospitalization

counts include anyone who was hospitalized at some point during their illness. It does not reflect the number of people currently hospitalized.

Other race

includes any person with a race of American Indian/Alaskan native, Asian, native Hawaiian/Pacific Islander, or other.

Outcomes for Florida residents

Columbia

Hospitalizations

15

(9% of all cases)

Deaths

2

(1% of all cases)

Statewide

Hospitalizations

11,874

(17% of all cases)

Deaths

2,925

(4% of all cases)

Cases in facility staff/residents

Columbia

Long-term care

17

(10% of all cases)

Correctional

27

(15% of all cases)

Statewide

Long-term care

10,761

(15% of all cases)

Correctional

3,026

(4% of all cases)

Laboratory testing for Florida residents and non-Florida residents over the past 2 weeks

Number and percent of positive labs

These counts include the number of people for whom the department received laboratory results by day. This percent is the number of people who test positive for the first time divided by all the people tested that day, excluding people who have previously tested positive.

100%
80%
60%
40%
20%
0%

142

54

30

70

82

97

184

69

73

83

177

54

144

54

0.7%

5.3%

0.0%

5.4%

6.8%

6.7%

1.6%

2.8%

0.0%

1.2%

0.0%

3.6%

0.0%

3.6%

1

3

0

4

6

7

3

2

0

1

0

2

0

2

5/30

5/31

6/1

6/2

6/3

6/4

6/5

6/6

6/7

6/8

6/9

6/10

6/11

6/12

Date (12:00 am to 11:59 pm)

Number of negatives

Percent positive

Number of positives

Emergency department (ED) and freestanding ED (FSED) chief complaint and admission data for Columbia County

Daily percent of ED visits mentioning
cough, fever, or shortness of breath

25%
20%
15%
10%
5%
0%

3/15

3/22

3/29

4/5

4/12

4/19

4/26

5/3

5/10

5/17

5/24

5/31

6/7

Date

Daily percent of ED visits resulting in
cough-associated admissions

4.5%
4.0%
3.5%
3.0%
2.5%
2.0%
1.5%
1.0%
0.5%
0.0%

3/15

3/22

3/29

4/5

4/12

4/19

4/26

5/3

5/10

5/17

5/24

5/31

6/7

Date

Weekly count of ED and FSED visits for
influenza-like illness

25
20
15
10
5
0

4/26

5/3

5/10

5/17

5/24

5/31

Week start date

Weekly count of ED and FSED visits for
COVID-like illness

30
25
20
15
10
5
0

4/26

5/3

5/10

5/17

5/24

5/31

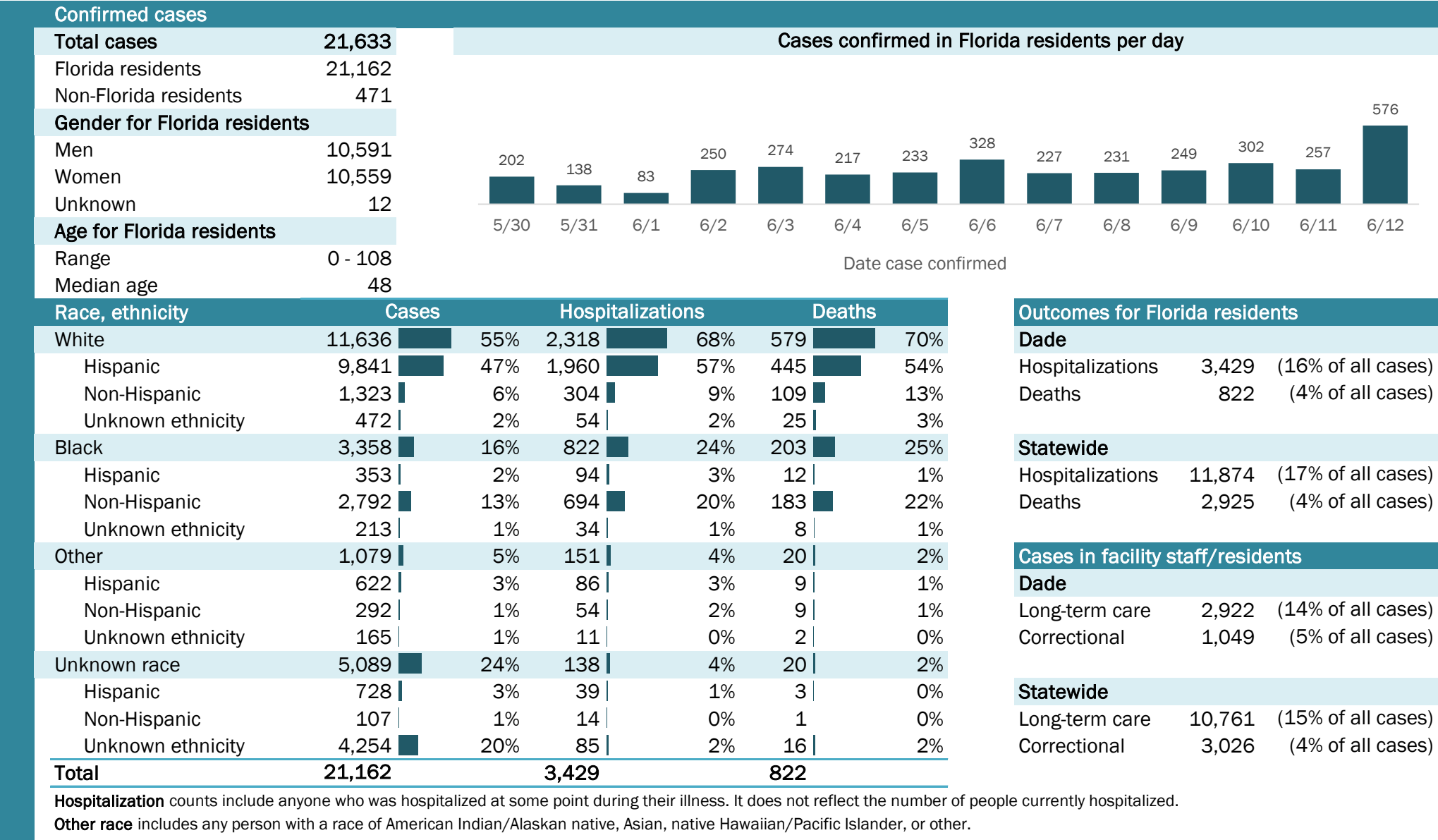
Week start date

The Electronic Surveillance System for the Early Notification of Community-Based Epidemics (ESSENCE-FL) includes chief complaint data from 211 of 212 Florida EDs and 74 of 79 Florida FSEDs. Data are transmitted electronically to ESSENCE-FL daily or hourly.

Coronavirus: summary for Dade County

Data for Jun 13, 2020 (verified at 10 AM)

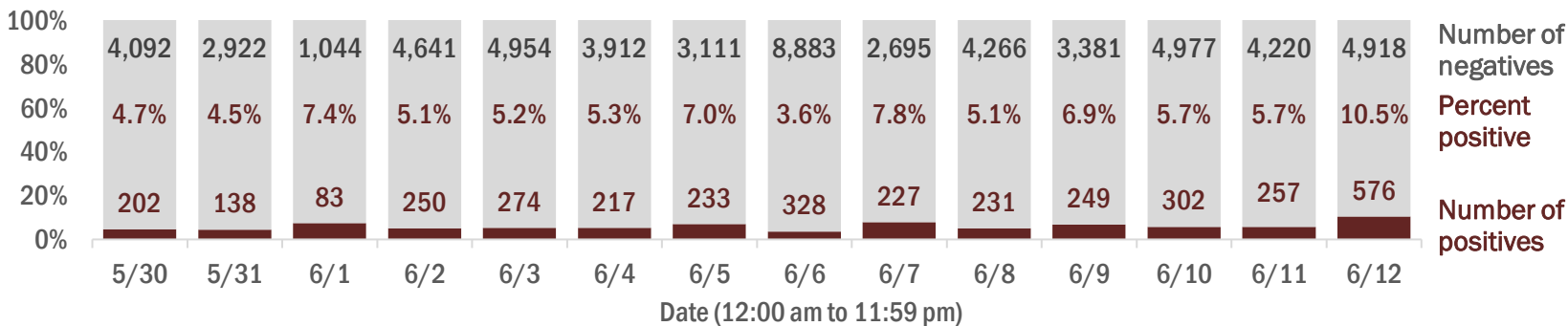
Data in this report are provisional and subject to change.



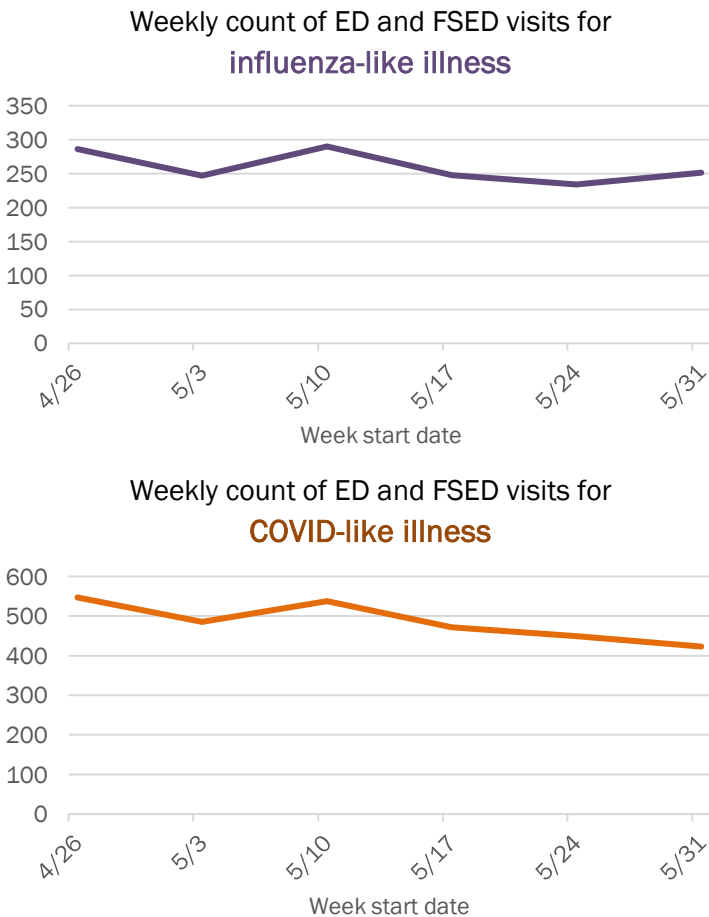
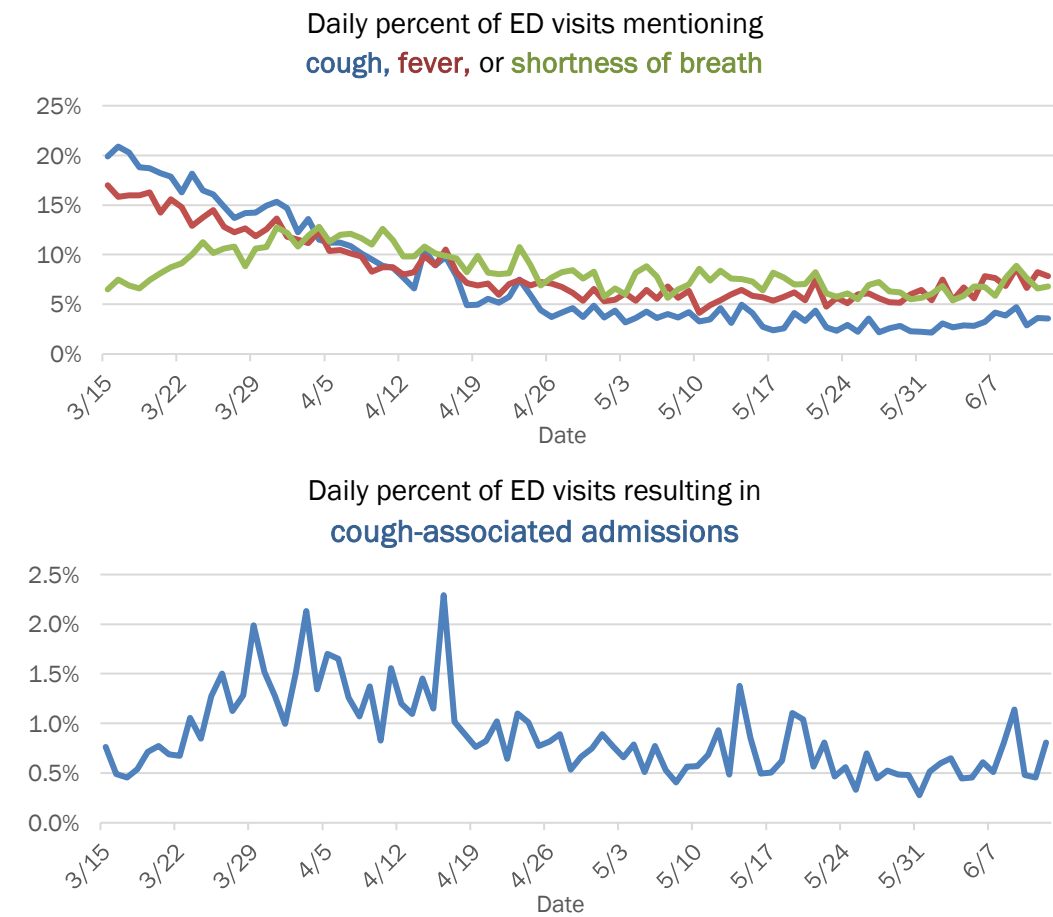
Laboratory testing for Florida residents and non-Florida residents over the past 2 weeks

Number and percent of positive labs

These counts include the number of people for whom the department received laboratory results by day. This percent is the number of people who test positive for the first time divided by all the people tested that day, excluding people who have previously tested positive.



Emergency department (ED) and freestanding ED (FSED) chief complaint and admission data for Dade County

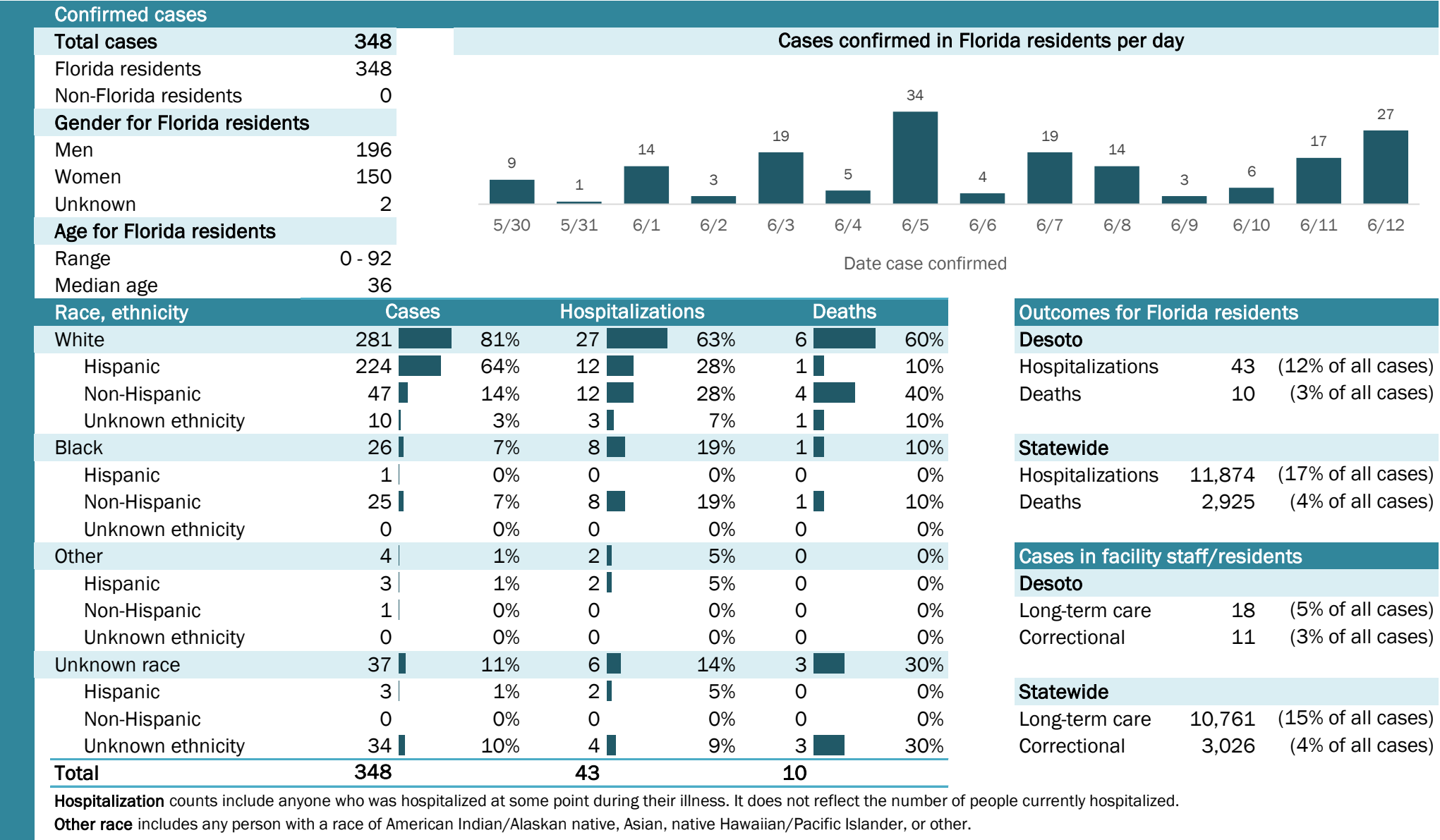


The Electronic Surveillance System for the Early Notification of Community-Based Epidemics (ESSENCE-FL) includes chief complaint data from 211 of 212 Florida EDs and 74 of 79 Florida FSEDs. Data are transmitted electronically to ESSENCE-FL daily or hourly.

Coronavirus: summary for Desoto County

Data for Jun 13, 2020 (verified at 10 AM)

Data in this report are provisional and subject to change.



Coronavirus: summary for Dixie County

Data for Jun 13, 2020 (verified at 10 AM)

Data in this report are provisional and subject to change.

Confirmed cases

Total cases

60

Florida residents

60

Non-Florida residents

0

Gender for Florida residents

Men

31

Women

29

Unknown

0

Age for Florida residents

Range

6 - 91

Median age

48

Cases confirmed in Florida residents per day

2

5/30

2

5/31

1

6/1

1

6/2

1

6/3

1

6/4

1

6/5

2

6/7

6/8

6/9

6/10

6/11

6/12

Date case confirmed

Race, ethnicity	Cases	Hospitalizations	Deaths
White	4473%	770%	267%
Hispanic	00%	00%	00%
Non-Hispanic	4473%	770%	267%
Unknown ethnicity	00%	00%	00%
Black	1423%	220%	133%
Hispanic	00%	00%	00%
Non-Hispanic	1322%	220%	133%
Unknown ethnicity	12%	00%	00%
Other	12%	110%	00%
Hispanic	12%	110%	00%
Non-Hispanic	00%	00%	00%
Unknown ethnicity	00%	00%	00%
Unknown race	12%	00%	00%
Hispanic	00%	00%	00%
Non-Hispanic	00%	00%	00%
Unknown ethnicity	12%	00%	00%
Total	60	10	3

Hospitalization

counts include anyone who was hospitalized at some point during their illness. It does not reflect the number of people currently hospitalized.

Other race

includes any person with a race of American Indian/Alaskan native, Asian, native Hawaiian/Pacific Islander, or other.

Outcomes for Florida residents

Dixie

Hospitalizations

10

(17% of all cases)

Deaths

3

(5% of all cases)

Statewide

Hospitalizations

11,874

(17% of all cases)

Deaths

2,925

(4% of all cases)

Cases in facility staff/residents

Dixie

Long-term care

5

(8% of all cases)

Correctional

2

(3% of all cases)

Statewide

Long-term care

10,761

(15% of all cases)

Correctional

3,026

(4% of all cases)

Laboratory testing for Florida residents and non-Florida residents over the past 2 weeks

Number and percent of positive labs

These counts include the number of people for whom the department received laboratory results by day. This percent is the number of people who test positive for the first time divided by all the people tested that day, excluding people who have previously tested positive.

100%

80%

60%

40%

20%

0%

54

3.6%

2

27

6.9%

2

7

12.5%

1

18

5.3%

1

15

6.3%

1

22

4.3%

1

37

2.6%

1

39

0.0%

0

56

3.4%

2

21

0.0%

0

13

0.0%

0

14

0.0%

0

21

0.0%

0

15

0.0%

0

5/30

5/31

6/1

6/2

6/3

6/4

6/5

6/6

6/7

6/8

6/9

6/10

6/11

6/12

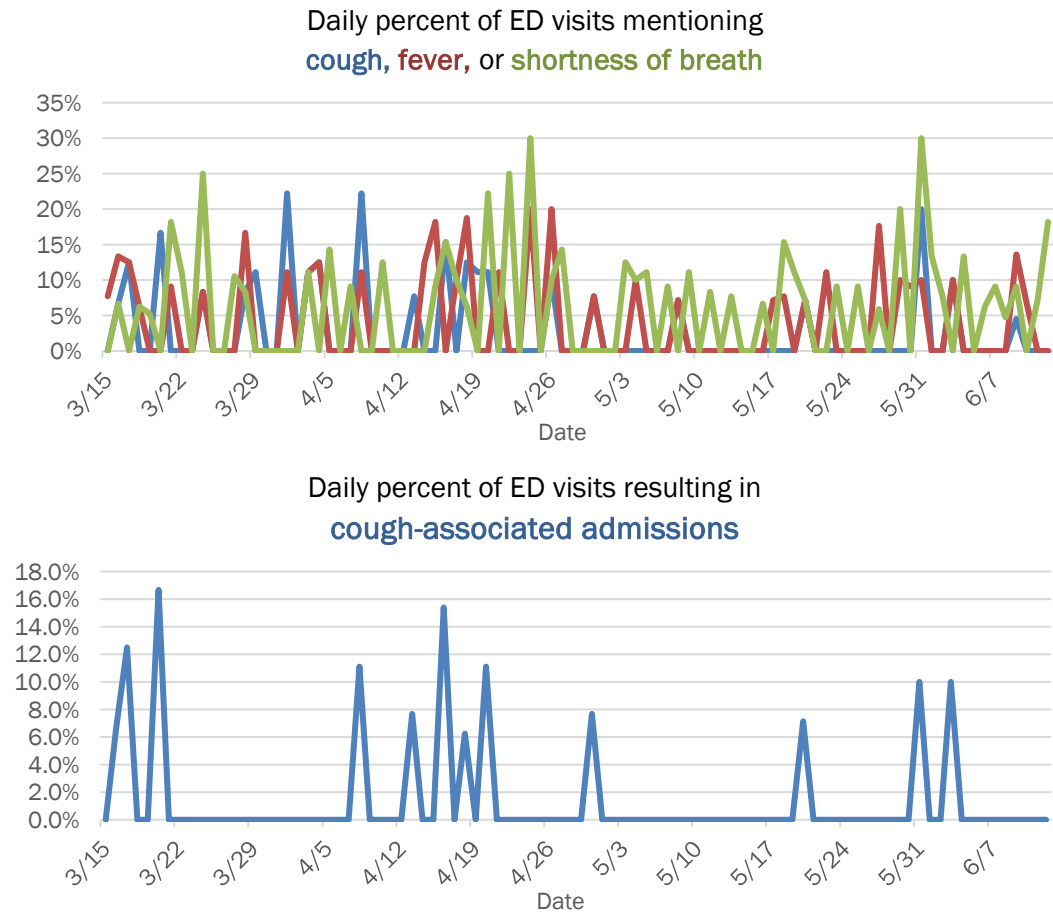
Number of negatives

Percent positive

Number of positives

Date (12:00 am to 11:59 pm)

Emergency department (ED) and freestanding ED (FSED) chief complaint and admission data for Dixie County



Daily percent of ED visits resulting in

cough-associated admissions

18.0%

16.0%

14.0%

12.0%

10.0%

8.0%

6.0%

4.0%

2.0%

0.0%

3/15

3/22

3/29

4/5

4/12

4/19

4/26

5/3

5/10

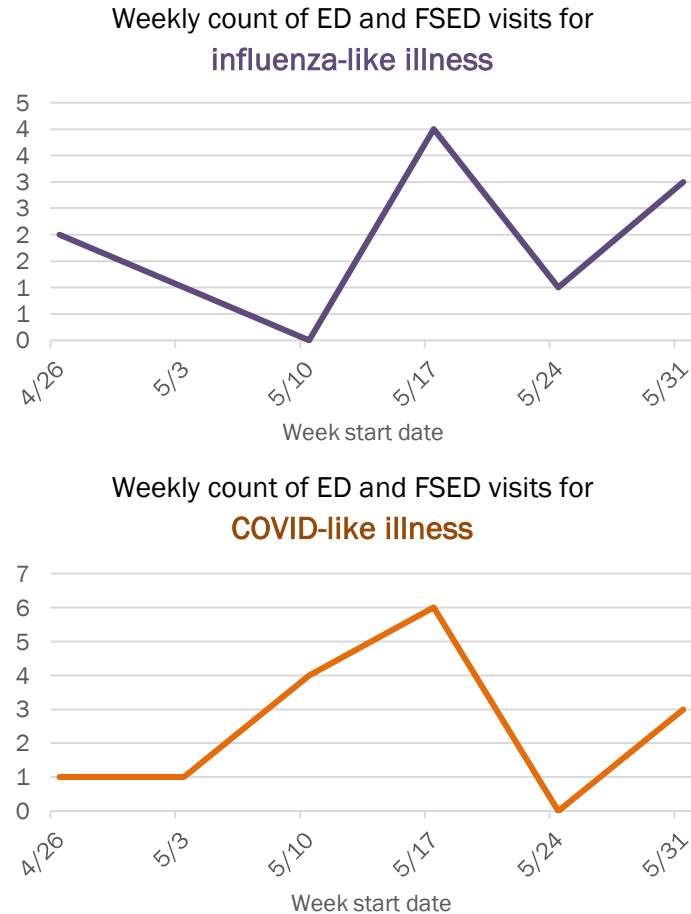
5/17

5/24

5/31

6/7

Date



Weekly count of ED and FSED visits for

COVID-like illness

7

6

5

4

3

2

1

0

4/26

5/3

5/10

5/17

5/24

5/31

Week start date

The Electronic Surveillance System for the Early Notification of Community-Based Epidemics (ESSENCE-FL) includes chief complaint data from 211 of 212 Florida EDs and 74 of 79 Florida FSEDs. Data are transmitted electronically to ESSENCE-FL daily or hourly.

Coronavirus: summary for Duval County

Data for Jun 13, 2020 (verified at 10 AM)

Data in this report are provisional and subject to change.

Confirmed cases

Total cases

1,961

Florida residents

1,887

Non-Florida residents

74

Gender for Florida residents

Men

866

Women

1,021

Unknown

0

Age for Florida residents

Range

0 - 101

Median age

45

Cases confirmed in Florida residents per day

43

13

13

23

22

27

31

31

14

27

15

49

23

40

5/30

5/31

6/1

6/2

6/3

6/4

6/5

6/6

6/7

6/8

6/9

6/10

6/11

6/12

Date case confirmed

Race, ethnicity	Cases	Hospitalizations	Deaths
White	819	127	30
Hispanic	162	14	0
Non-Hispanic	634	113	30
Unknown ethnicity	23	0	0
Black	645	142	22
Hispanic	5	0	0
Non-Hispanic	622	140	21
Unknown ethnicity	18	2	1
Other	294	33	5
Hispanic	179	15	0
Non-Hispanic	100	17	4
Unknown ethnicity	15	1	1
Unknown race	129	0	0
Hispanic	7	0	0
Non-Hispanic	2	0	0
Unknown ethnicity	120	0	0
Total	1,887	302	57

Hospitalization

counts include anyone who was hospitalized at some point during their illness. It does not reflect the number of people currently hospitalized.

Other race

includes any person with a race of American Indian/Alaskan native, Asian, native Hawaiian/Pacific Islander, or other.

Outcomes for Florida residents

Duval

Hospitalizations

302

(16% of all cases)

Deaths

57

(3% of all cases)

Statewide

Hospitalizations

11,874

(17% of all cases)

Deaths

2,925

(4% of all cases)

Cases in facility staff/residents

Duval

Long-term care

304

(16% of all cases)

Correctional

2

(0% of all cases)

Statewide

Long-term care

10,761

(15% of all cases)

Correctional

3,026

(4% of all cases)

Laboratory testing for Florida residents and non-Florida residents over the past 2 weeks

Number and percent of positive labs

These counts include the number of people for whom the department received laboratory results by day. This percent is the number of people who test positive for the first time divided by all the people tested that day, excluding people who have previously tested positive.

100%

80%

60%

40%

20%

0%

1,641

951

462

1,218

1,294

3,459

2,143

2,262

1,206

1,308

1,096

1,085

846

1,103

2.6%

1.3%

2.7%

1.9%

1.7%

0.8%

1.4%

1.4%

1.1%

2.0%

1.4%

4.3%

2.6%

3.5%

43

13

13

23

22

27

31

31

14

27

15

49

23

40

5/30

5/31

6/1

6/2

6/3

6/4

6/5

6/6

6/7

6/8

6/9

6/10

6/11

6/12

Date (12:00 am to 11:59 pm)

Number of negatives

Percent positive

Number of positives

Emergency department (ED) and freestanding ED (FSED) chief complaint and admission data for Duval County

Daily percent of ED visits mentioning
cough, fever, or shortness of breath

14%

12%

10%

8%

6%

4%

2%

0%

3/15

3/22

3/29

4/5

4/12

4/19

4/26

5/3

5/10

5/17

5/24

5/31

6/7

Date

Daily percent of ED visits resulting in
cough-associated admissions

4.0%

3.5%

3.0%

2.5%

2.0%

1.5%

1.0%

0.5%

0.0%

3/15

3/22

3/29

4/5

4/12

4/19

4/26

5/3

5/10

5/17

5/24

5/31

6/7

Date

Weekly count of ED and FSED visits for
influenza-like illness

70

60

50

40

30

20

10

0

4/26

5/3

5/10

5/17

5/24

5/31

Week start date

Weekly count of ED and FSED visits for
COVID-like illness

120

100

80

60

40

20

0

4/26

5/3

5/10

5/17

5/24

5/31

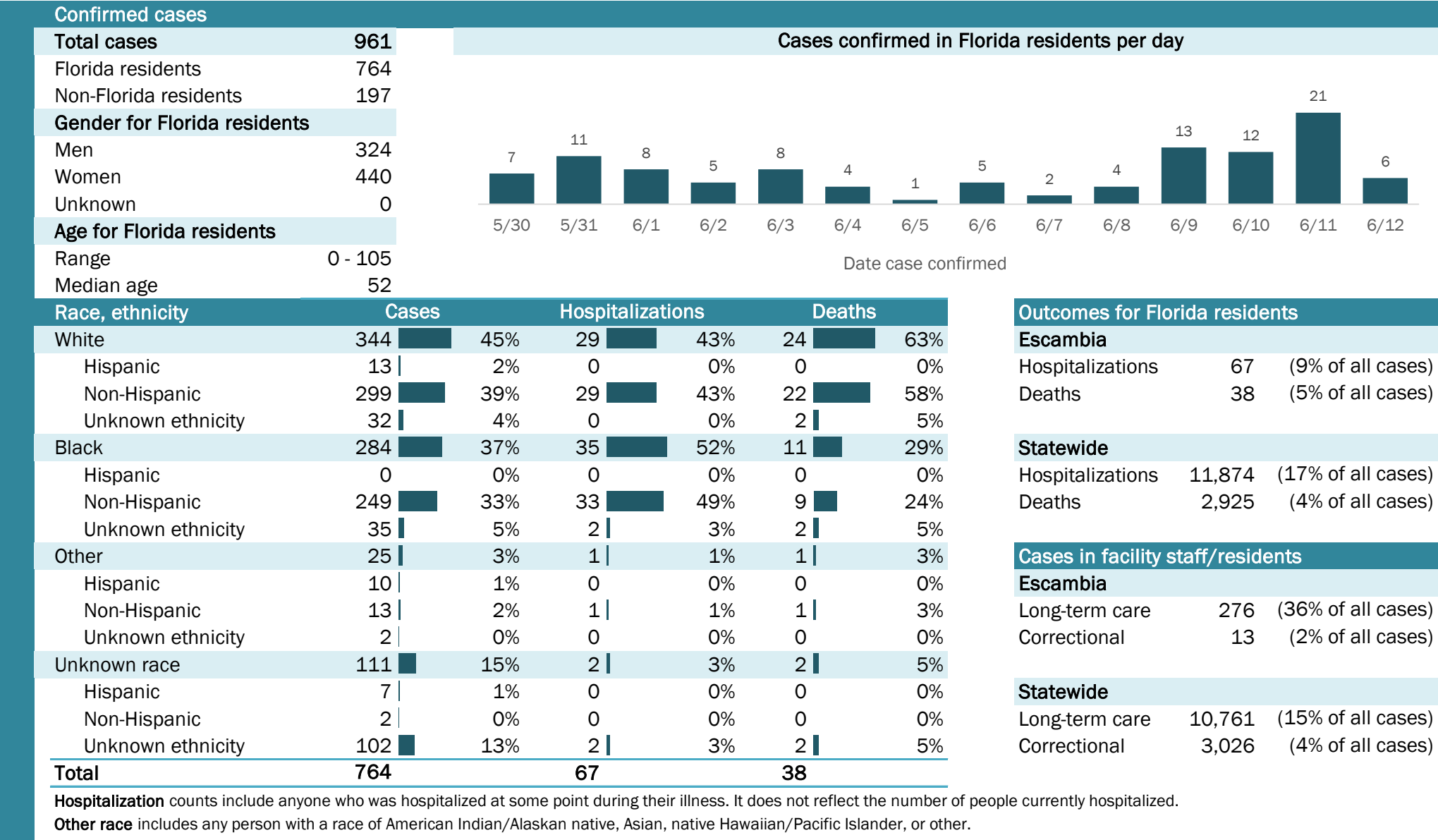
Week start date

The Electronic Surveillance System for the Early Notification of Community-Based Epidemics (ESSENCE-FL) includes chief complaint data from 211 of 212 Florida EDs and 74 of 79 Florida FSEDs. Data are transmitted electronically to ESSENCE-FL daily or hourly.

Coronavirus: summary for Escambia County

Data for Jun 13, 2020 (verified at 10 AM)

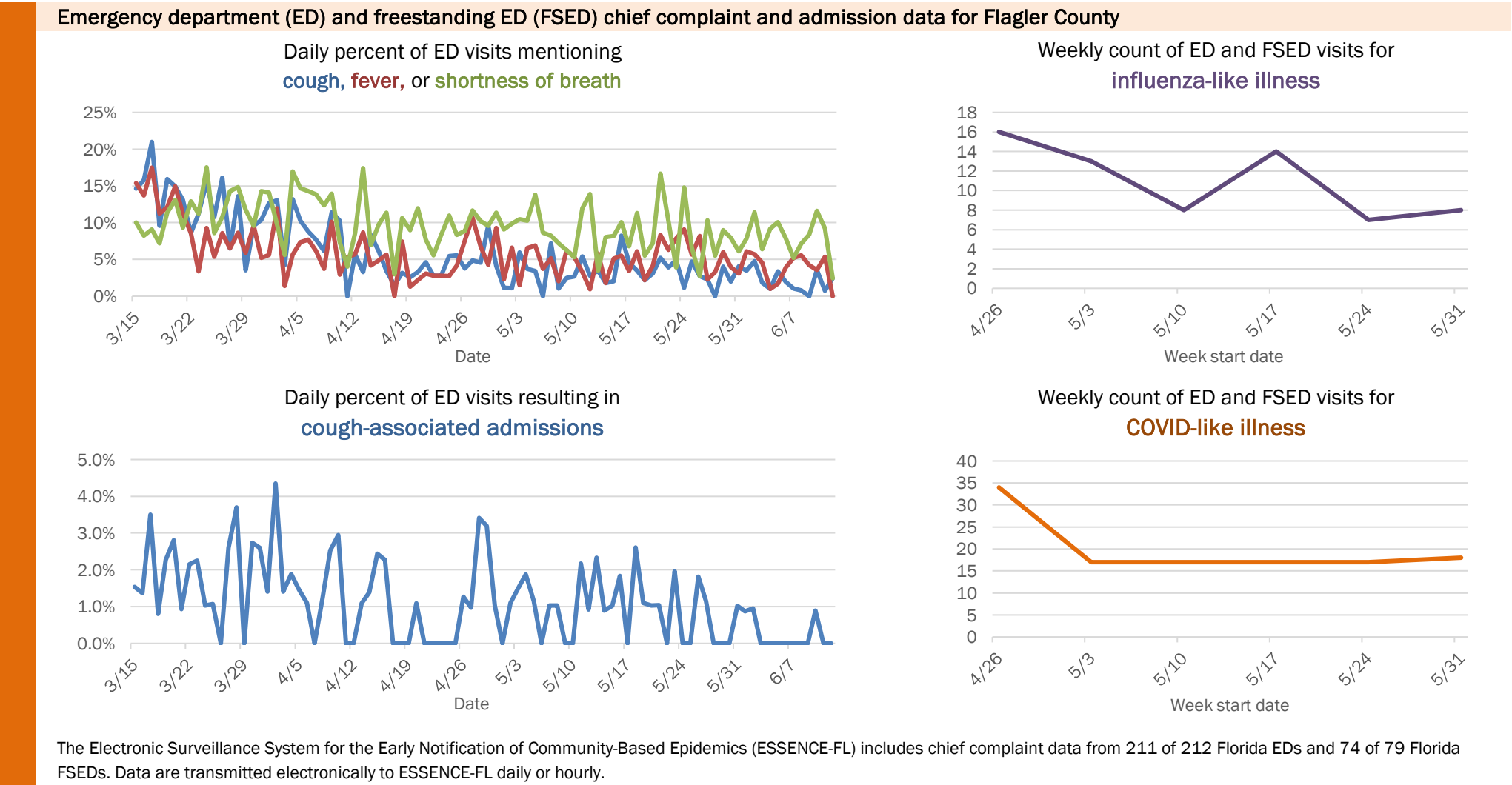
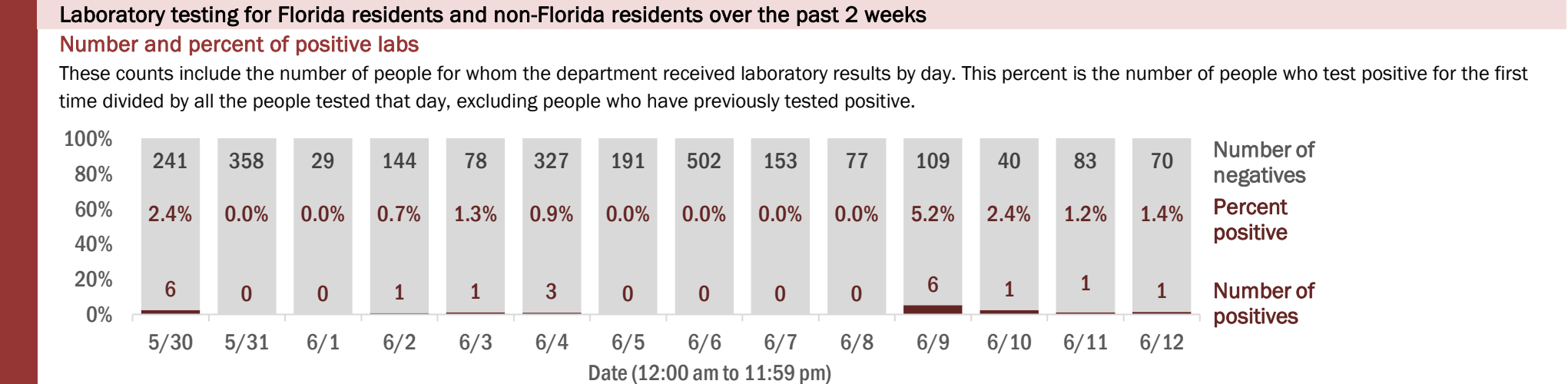
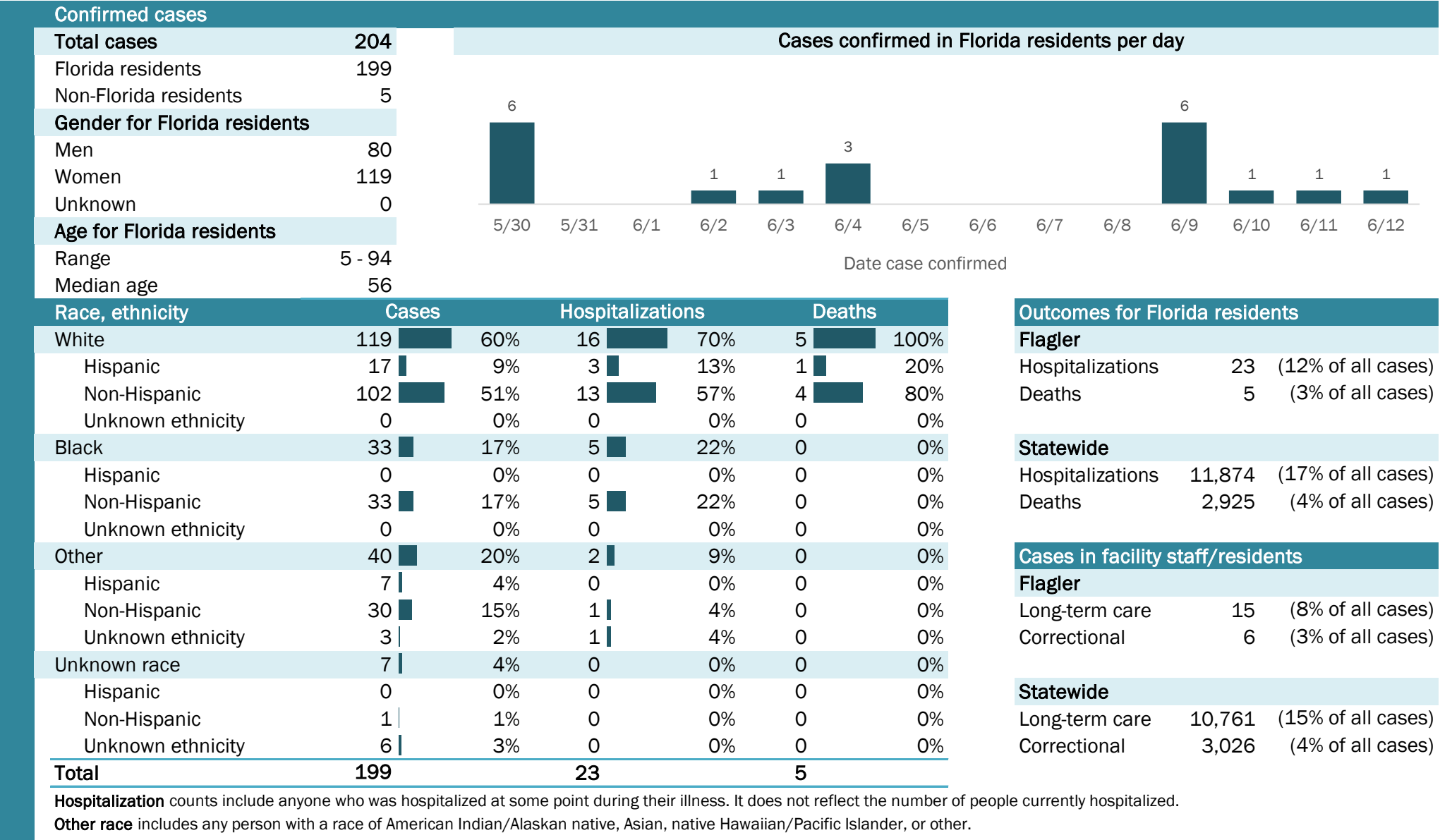
Data in this report are provisional and subject to change.



Coronavirus: summary for Flagler County

Data for Jun 13, 2020 (verified at 10 AM)

Data in this report are provisional and subject to change.



Coronavirus: summary for Franklin County

Data for Jun 13, 2020 (verified at 10 AM)

Data in this report are provisional and subject to change.

Confirmed cases																
Total cases	3	Cases confirmed in Florida residents per day														
Florida residents	2															
Non-Florida residents	1															
Gender for Florida residents																
Men	0															
Women	2															
Unknown	0															
Age for Florida residents		5/30	5/31	6/1	6/2	6/3	6/4	6/5	6/6	6/7	6/8	6/9	6/10	6/11	6/12	
Range	20 - 60	Date case confirmed														
Median age	40															
Race, ethnicity		Cases	Hospitalizations		Deaths											
White	1	<div></div>	50%	0	N/A	0	N/A									
Hispanic	0		0%	0	N/A	0	N/A									
Non-Hispanic	1	<div></div>	50%	0	N/A	0	N/A									
Unknown ethnicity	0		0%	0	N/A	0	N/A									
Black	0		0%	0	N/A	0	N/A									
Hispanic	0		0%	0	N/A	0	N/A									
Non-Hispanic	0		0%	0	N/A	0	N/A									
Unknown ethnicity	0		0%	0	N/A	0	N/A									
Other	0		0%	0	N/A	0	N/A									
Hispanic	0		0%	0	N/A	0	N/A									
Non-Hispanic	0		0%	0	N/A	0	N/A									
Unknown ethnicity	0		0%	0	N/A	0	N/A									
Unknown race	1	<div></div>	50%	0	N/A	0	N/A									
Hispanic	0		0%	0	N/A	0	N/A									
Non-Hispanic	0		0%	0	N/A	0	N/A									
Unknown ethnicity	1	<div></div>	50%	0	N/A	0	N/A									
Total	2			0		0										

Outcomes for Florida residents

Franklin

Hospitalizations0(0% of all cases)

Deaths0(0% of all cases)

Statewide

Hospitalizations11,874(17% of all cases)

Deaths2,925(4% of all cases)

Cases in facility staff/residents

Franklin

Long-term care0(0% of all cases)

Correctional0(0% of all cases)

Statewide

Long-term care10,761(15% of all cases)

Correctional3,026(4% of all cases)

Hospitalization

counts include anyone who was hospitalized at some point during their illness. It does not reflect the number of people currently hospitalized.

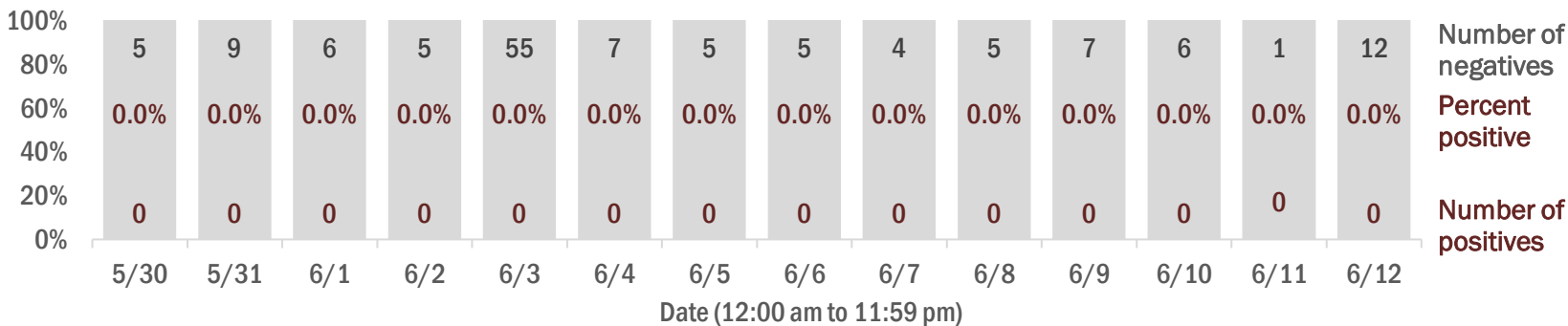
Other race

includes any person with a race of American Indian/Alaskan native, Asian, native Hawaiian/Pacific Islander, or other.

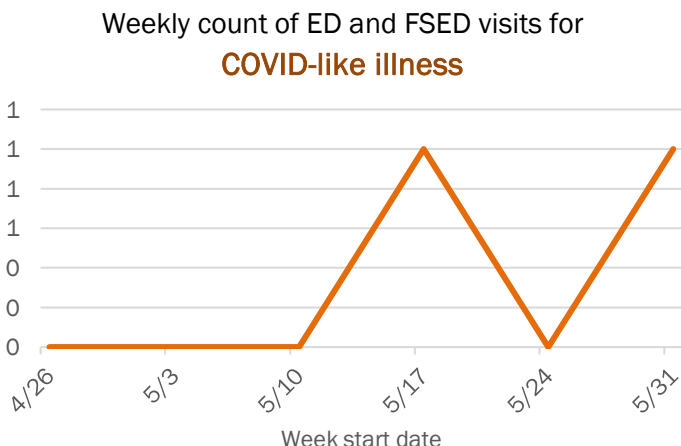
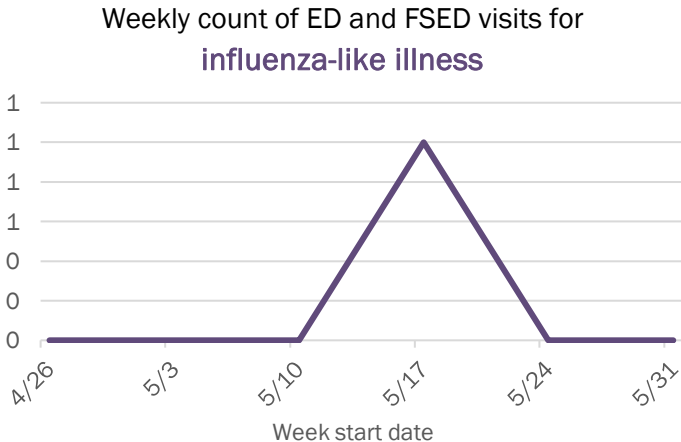
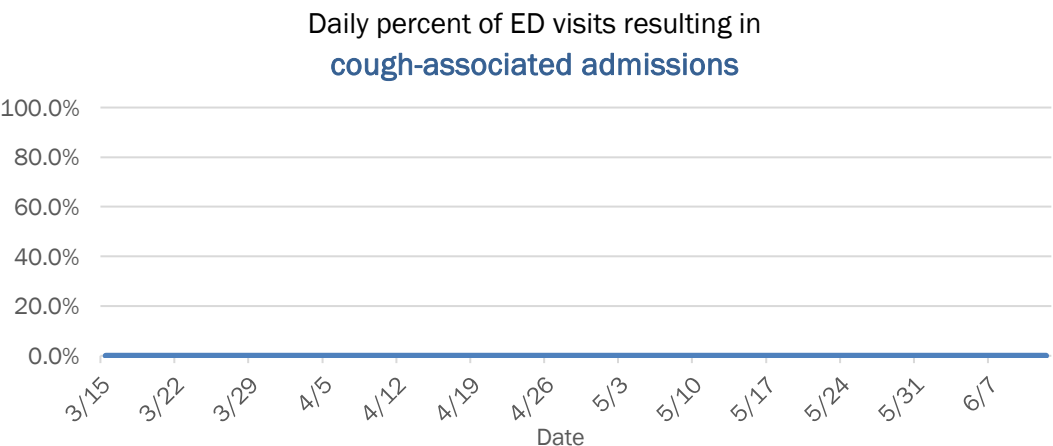
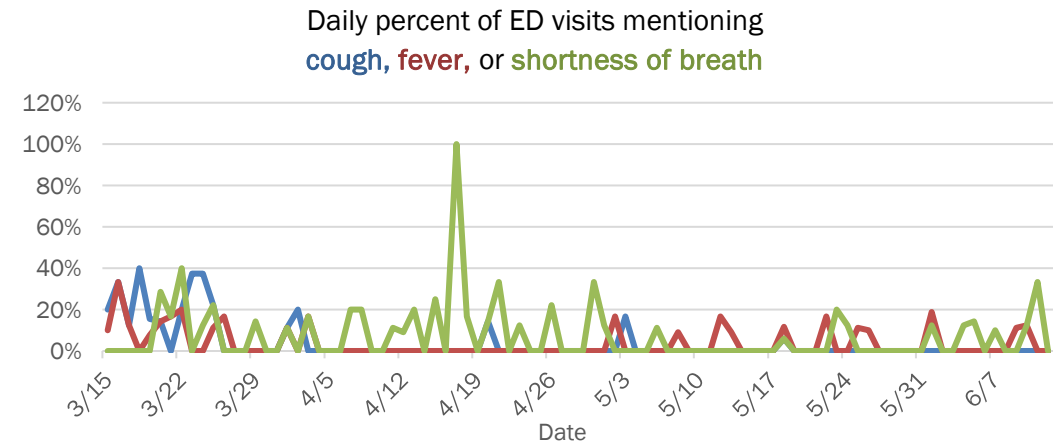
Laboratory testing for Florida residents and non-Florida residents over the past 2 weeks

Number and percent of positive labs

These counts include the number of people for whom the department received laboratory results by day. This percent is the number of people who test positive for the first time divided by all the people tested that day, excluding people who have previously tested positive.



Emergency department (ED) and freestanding ED (FSED) chief complaint and admission data for Franklin County



The Electronic Surveillance System for the Early Notification of Community-Based Epidemics (ESSENCE-FL) includes chief complaint data from 211 of 212 Florida EDs and 74 of 79 Florida FSEDs. Data are transmitted electronically to ESSENCE-FL daily or hourly.

Data in this report are provisional and subject to change.

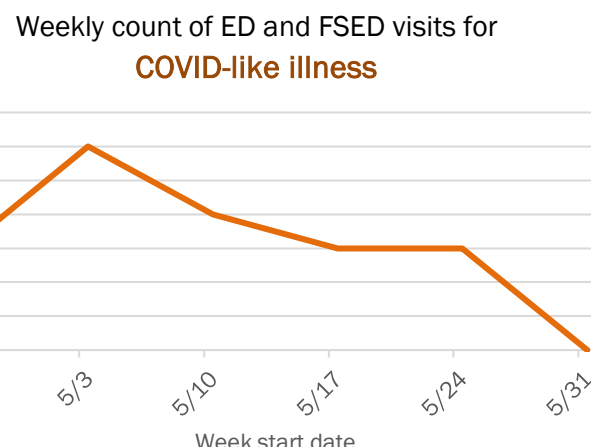
Outcomes for Florida residents		
Gadsden		
Hospitalizations	52	(18% of all cases)
Deaths	4	(1% of all cases)
Statewide		
Hospitalizations	11,874	(17% of all cases)
Deaths	2,925	(4% of all cases)
Cases in facility staff/residents		
Gadsden		
Long-term care	49	(16% of all cases)
Correctional	105	(35% of all cases)
Statewide		
Long-term care	10,761	(15% of all cases)
Correctional	3,026	(4% of all cases)

Other race includes any person with a race of American Indian/Alaskan native, Asian, native Hawaiian/Pacific Islander, or other.

Date (12:00 am to 11:59 pm)	Number of positives	Percent positive	Number of negatives
5/30	4	3.2%	122
5/31	3	1.8%	167
6/1	2	5.4%	35
6/2	7	28.0%	18
6/3	2	1.2%	162
6/4	1	2.1%	47
6/5	2	2.4%	83
6/6	2	0.8%	236
6/7	1	1.8%	55
6/8	2	2.1%	92
6/9	2	16.7%	10
6/10	1	4.8%	20
6/11	2	3.6%	54
6/12	0	0.0%	56

Weekly count of ED and FSED visits for
influenza-like illness

Week start date	Weekly count of ED and FSED visits
5/3	8
5/10	4
5/17	4
5/24	9
5/31	4



The Electronic Surveillance System for the Early Notification of Community-Based Epidemics (ESSENCE-FL) includes chief complaint data from 211 of 212 Florida EDs and 74 of 79 Florida FSEDs. Data are transmitted electronically to ESSENCE-FL daily or hourly.

Coronavirus: summary for Gilchrist County

Data for Jun 13, 2020 (verified at 10 AM)

Data in this report are provisional and subject to change.

Confirmed cases

Total cases

26

Florida residents

26

Non-Florida residents

0

Gender for Florida residents

Men

14

Women

12

Unknown

0

Age for Florida residents

Range

1 - 79

Median age

46

Cases confirmed in Florida residents per day

3

4

1

1

5

5/30

5/31

6/1

6/2

6/3

6/4

6/5

6/6

6/7

6/8

6/9

6/10

6/11

6/12

Date case confirmed

Race, ethnicity	Cases	Hospitalizations	Deaths
White	1869%	0N/A	0N/A
Hispanic	00%	0N/A	0N/A
Non-Hispanic	1869%	0N/A	0N/A
Unknown ethnicity	00%	0N/A	0N/A
Black	14%	0N/A	0N/A
Hispanic	00%	0N/A	0N/A
Non-Hispanic	14%	0N/A	0N/A
Unknown ethnicity	00%	0N/A	0N/A
Other	28%	0N/A	0N/A
Hispanic	28%	0N/A	0N/A
Non-Hispanic	00%	0N/A	0N/A
Unknown ethnicity	00%	0N/A	0N/A
Unknown race	519%	0N/A	0N/A
Hispanic	00%	0N/A	0N/A
Non-Hispanic	14%	0N/A	0N/A
Unknown ethnicity	415%	0N/A	0N/A
Total	26	0	0

Hospitalization

counts include anyone who was hospitalized at some point during their illness. It does not reflect the number of people currently hospitalized.

Other race

includes any person with a race of American Indian/Alaskan native, Asian, native Hawaiian/Pacific Islander, or other.

Outcomes for Florida residents

Gilchrist

Hospitalizations

0

(0% of all cases)

Deaths

0

(0% of all cases)

Statewide

Hospitalizations

11,874

(17% of all cases)

Deaths

2,925

(4% of all cases)

Cases in facility staff/residents

Gilchrist

Long-term care

1

(4% of all cases)

Correctional

1

(4% of all cases)

Statewide

Long-term care

10,761

(15% of all cases)

Correctional

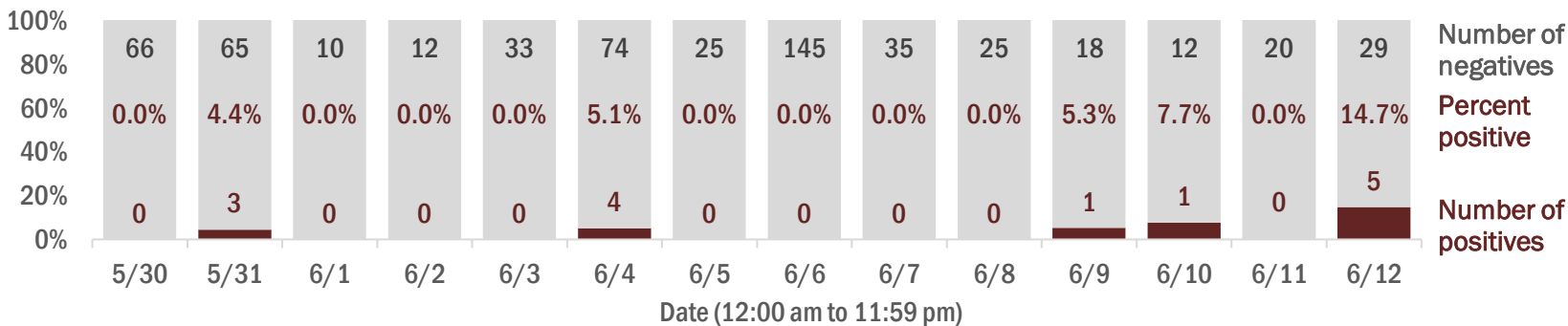
3,026

(4% of all cases)

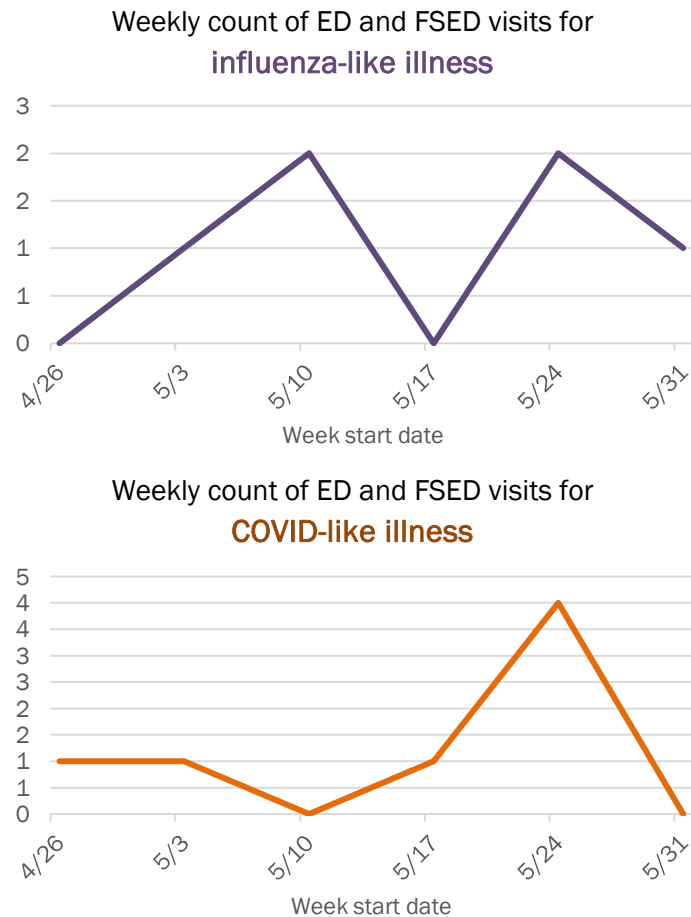
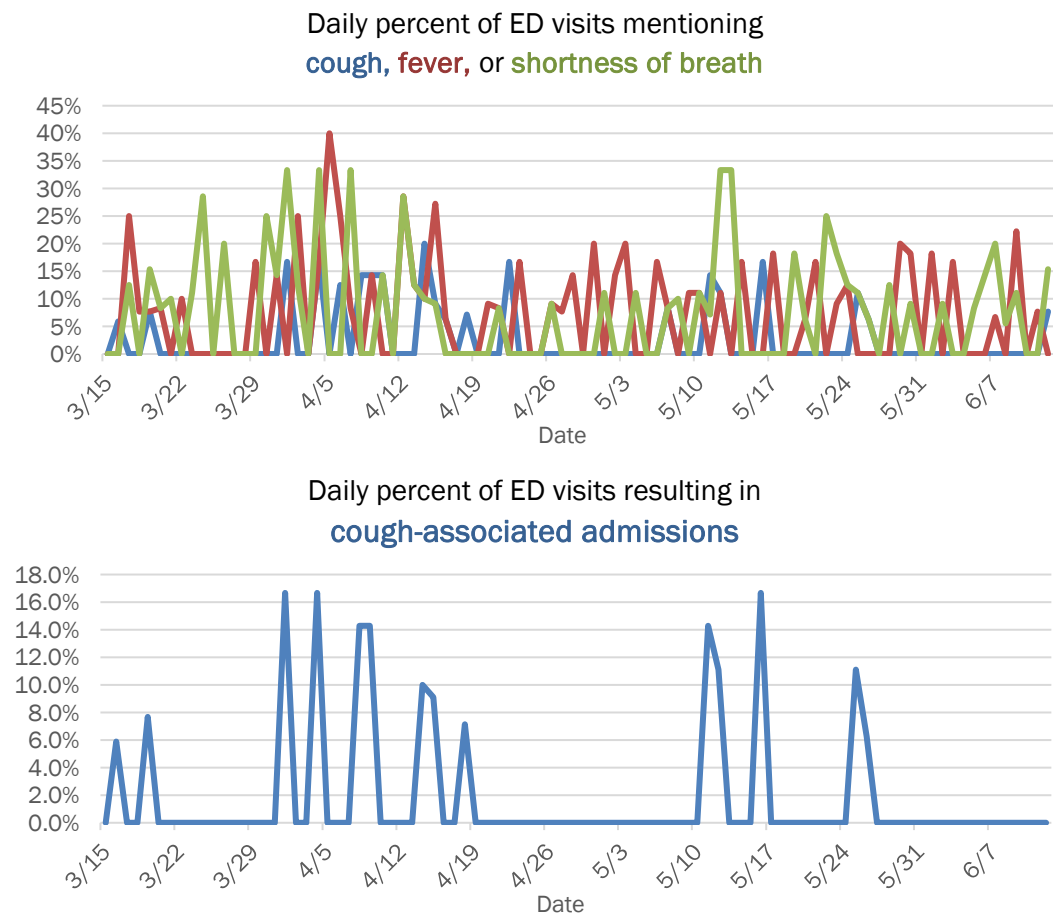
Laboratory testing for Florida residents and non-Florida residents over the past 2 weeks

Number and percent of positive labs

These counts include the number of people for whom the department received laboratory results by day. This percent is the number of people who test positive for the first time divided by all the people tested that day, excluding people who have previously tested positive.



Emergency department (ED) and freestanding ED (FSED) chief complaint and admission data for Gilchrist County

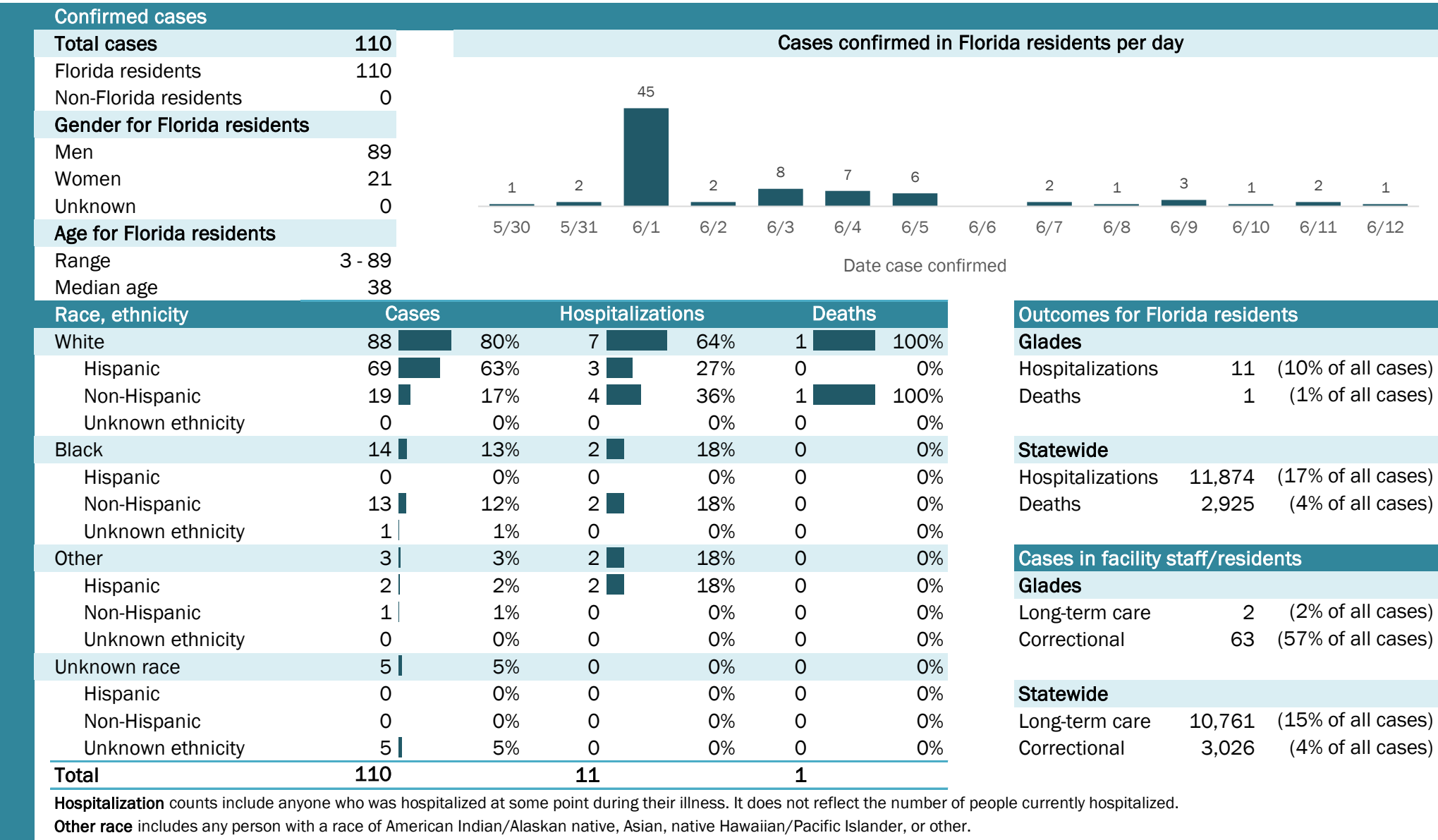


The Electronic Surveillance System for the Early Notification of Community-Based Epidemics (ESSENCE-FL) includes chief complaint data from 211 of 212 Florida EDs and 74 of 79 Florida FSEDs. Data are transmitted electronically to ESSENCE-FL daily or hourly.

Coronavirus: summary for Glades County

Data for Jun 13, 2020 (verified at 10 AM)

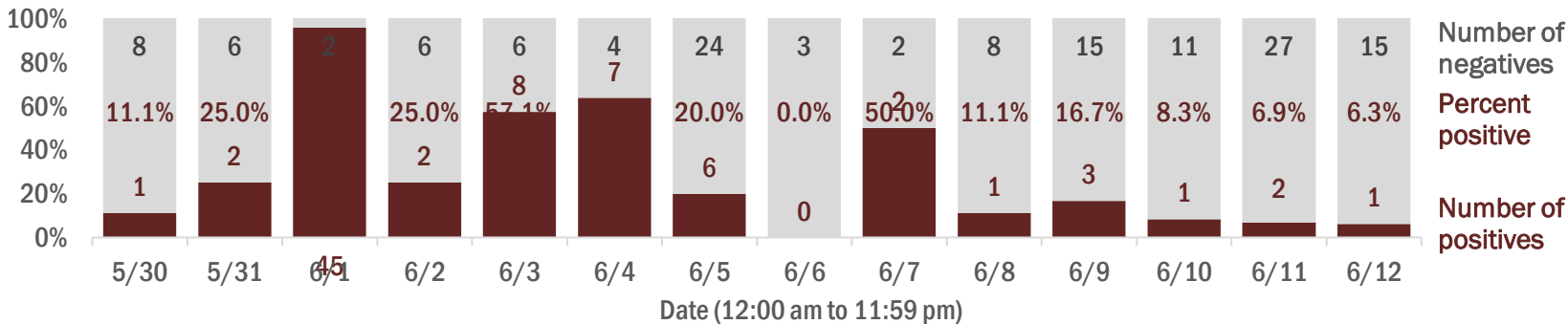
Data in this report are provisional and subject to change.



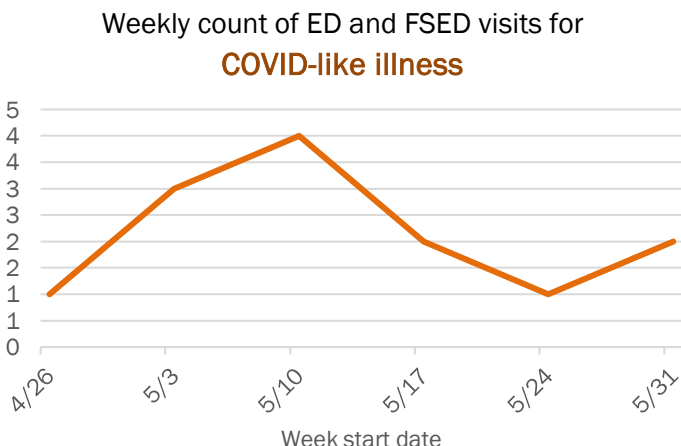
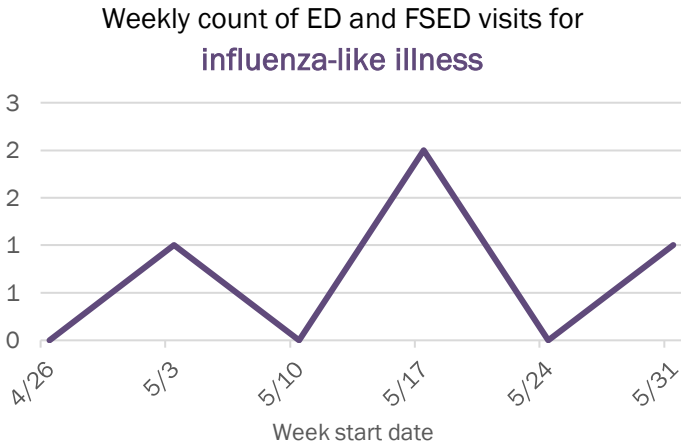
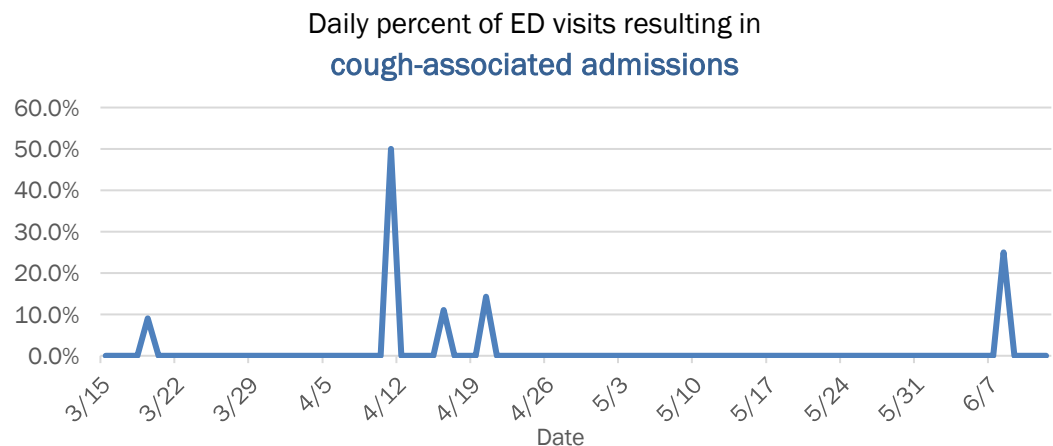
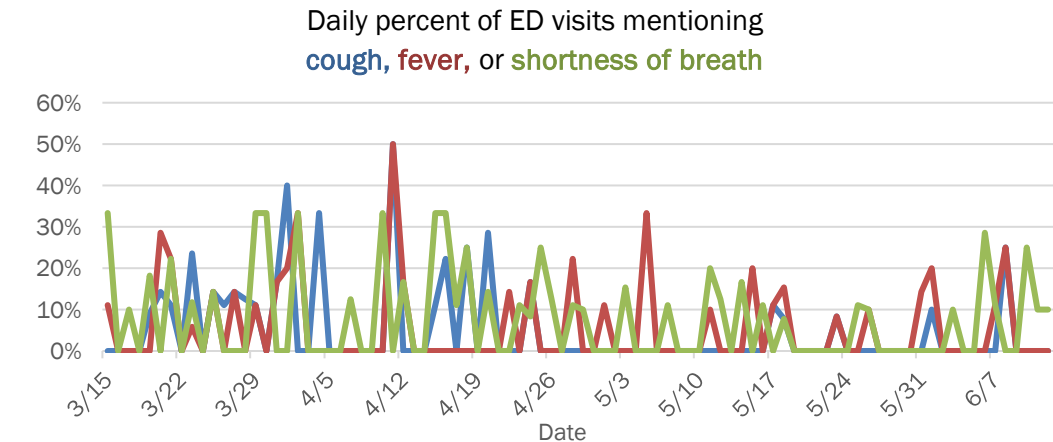
Laboratory testing for Florida residents and non-Florida residents over the past 2 weeks

Number and percent of positive labs

These counts include the number of people for whom the department received laboratory results by day. This percent is the number of people who test positive for the first time divided by all the people tested that day, excluding people who have previously tested positive.



Emergency department (ED) and freestanding ED (FSED) chief complaint and admission data for Glades County



The Electronic Surveillance System for the Early Notification of Community-Based Epidemics (ESSENCE-FL) includes chief complaint data from 211 of 212 Florida EDs and 74 of 79 Florida FSEDs. Data are transmitted electronically to ESSENCE-FL daily or hourly.

Coronavirus: summary for Gulf County

Data for Jun 13, 2020 (verified at 10 AM)

Data in this report are provisional and subject to change.

Confirmed cases

Total cases

8

Cases confirmed in Florida residents per day

1

1

2

2

5/30

5/31

6/1

6/2

6/3

6/4

6/5

6/6

6/7

6/8

6/9

6/10

6/11

6/12

Florida residents

7

Non-Florida residents

1

Gender for Florida residents

Men

4

Women

3

Unknown

0

Age for Florida residents

Range

9 - 52

Median age

42

Race, ethnicity	Cases	Hospitalizations	Deaths
White	571%	0	N/A0
Hispanic	00%	0	N/A0
Non-Hispanic	571%	0	N/A0
Unknown ethnicity	00%	0	N/A0
Black	00%	0	N/A0
Hispanic	00%	0	N/A0
Non-Hispanic	00%	0	N/A0
Unknown ethnicity	00%	0	N/A0
Other	229%	0	N/A0
Hispanic	229%	0	N/A0
Non-Hispanic	00%	0	N/A0
Unknown ethnicity	00%	0	N/A0
Unknown race	00%	0	N/A0
Hispanic	00%	0	N/A0
Non-Hispanic	00%	0	N/A0
Unknown ethnicity	00%	0	N/A0
Total	7	0	0

Hospitalization

counts include anyone who was hospitalized at some point during their illness. It does not reflect the number of people currently hospitalized.

Other race

includes any person with a race of American Indian/Alaskan native, Asian, native Hawaiian/Pacific Islander, or other.

Outcomes for Florida residents

Gulf

Hospitalizations

0

(0% of all cases)

Deaths

0

(0% of all cases)

Statewide

Hospitalizations

11,874

(17% of all cases)

Deaths

2,925

(4% of all cases)

Cases in facility staff/residents

Gulf

Long-term care

2

(29% of all cases)

Correctional

0

(0% of all cases)

Statewide

Long-term care

10,761

(15% of all cases)

Correctional

3,026

(4% of all cases)

Laboratory testing for Florida residents and non-Florida residents over the past 2 weeks

Number and percent of positive labs

These counts include the number of people for whom the department received laboratory results by day. This percent is the number of people who test positive for the first time divided by all the people tested that day, excluding people who have previously tested positive.

Date	Number of negatives	Percent positive	Number of positives
5/30	72	0.0%	0
5/31	57	0.0%	0
6/1	10	9.1%	1
6/2	10	0.0%	0
6/3	11	8.3%	1
6/4	15	0.0%	0
6/5	9	0.0%	0
6/6	12	14.3%	2
6/7	64	3.0%	2
6/8	16	0.0%	0
6/9	11	0.0%	0
6/10	4	0.0%	0
6/11	11	0.0%	0
6/12	22	0.0%	0

Emergency department (ED) and freestanding ED (FSED) chief complaint and admission data for Gulf County

Daily percent of ED visits mentioning cough, fever, or shortness of breath

Daily percent of ED visits resulting in cough-associated admissions

Weekly count of ED and FSED visits for influenza-like illness

Weekly count of ED and FSED visits for COVID-like illness

The Electronic Surveillance System for the Early Notification of Community-Based Epidemics (ESSENCE-FL) includes chief complaint data from 211 of 212 Florida EDs and 74 of 79 Florida FSEDs. Data are transmitted electronically to ESSENCE-FL daily or hourly.

Coronavirus: summary for Hamilton County

Data for Jun 13, 2020 (verified at 10 AM)

Data in this report are provisional and subject to change.

Confirmed cases

Total cases

271

Florida residents

268

Non-Florida residents

3

Gender for Florida residents

Men

238

Women

30

Unknown

0

Age for Florida residents

Range

0 - 84

Median age

39

Cases confirmed in Florida residents per day

6

4

2

4

7

5

4

1

1

3

1

2

2

5/30

5/31

6/1

6/2

6/3

6/4

6/5

6/6

6/7

6/8

6/9

6/10

6/11

6/12

Date case confirmed

Race, ethnicity	Cases	Hospitalizations	Deaths
White	120	1	0
Hispanic	20	1	0
Non-Hispanic	34	0	0
Unknown ethnicity	66	0	0
Black	121	3	2
Hispanic	2	0	0
Non-Hispanic	51	3	2
Unknown ethnicity	68	0	0
Other	26	3	0
Hispanic	15	3	0
Non-Hispanic	2	0	0
Unknown ethnicity	9	0	0
Unknown race	1	0	0
Hispanic	0	0	0
Non-Hispanic	0	0	0
Unknown ethnicity	1	0	0
Total	268	7	2

Hospitalization

counts include anyone who was hospitalized at some point during their illness. It does not reflect the number of people currently hospitalized.

Other race

includes any person with a race of American Indian/Alaskan native, Asian, native Hawaiian/Pacific Islander, or other.

Outcomes for Florida residents

Hamilton

Hospitalizations

7

(3% of all cases)

Deaths

2

(1% of all cases)

Statewide

Hospitalizations

11,874

(17% of all cases)

Deaths

2,925

(4% of all cases)

Cases in facility staff/residents

Hamilton

Long-term care

3

(1% of all cases)

Correctional

217

(81% of all cases)

Statewide

Long-term care

10,761

(15% of all cases)

Correctional

3,026

(4% of all cases)

Laboratory testing for Florida residents and non-Florida residents over the past 2 weeks

Number and percent of positive labs

These counts include the number of people for whom the department received laboratory results by day. This percent is the number of people who test positive for the first time divided by all the people tested that day, excluding people who have previously tested positive.

Date	Number of negatives	Percent positive	Number of positives
5/30	62	8.8%	6
5/31	52	7.1%	4
6/1	4	33.3%	2
6/2	8	33.3%	4
6/3	57	10.9%	7
6/4	20	20.0%	5
6/5	36	10.0%	4
6/6	18	5.3%	1
6/7	7	0.0%	0
6/8	20	4.8%	1
6/9	14	17.6%	3
6/10	10	9.1%	1
6/11	11	15.4%	2
6/12	5	28.6%	2

Emergency department (ED) and freestanding ED (FSED) chief complaint and admission data for Hamilton County

Daily percent of ED visits mentioning cough, fever, or shortness of breath

Daily percent of ED visits resulting in cough-associated admissions

Weekly count of ED and FSED visits for influenza-like illness

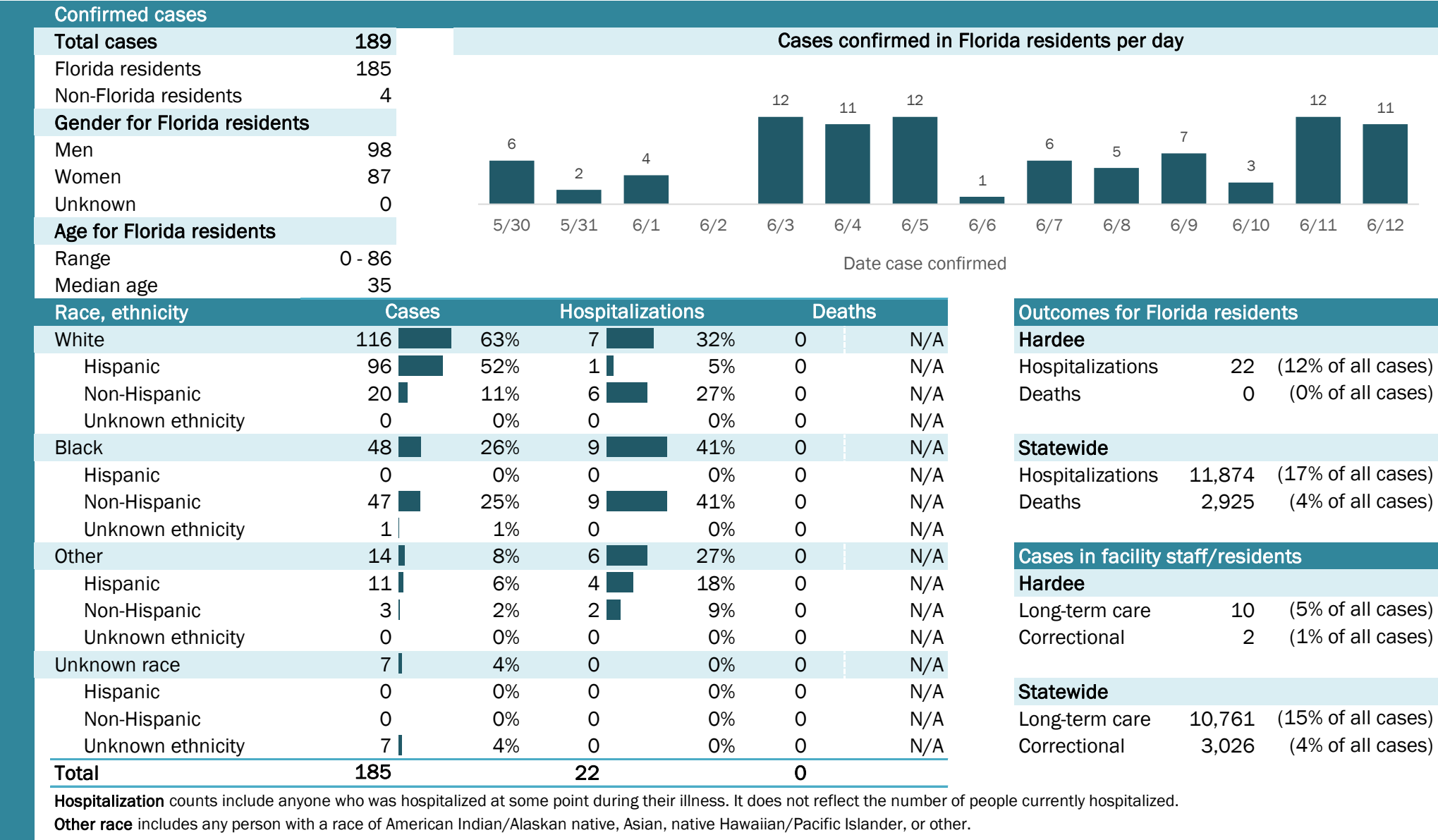
Weekly count of ED and FSED visits for COVID-like illness

The Electronic Surveillance System for the Early Notification of Community-Based Epidemics (ESSENCE-FL) includes chief complaint data from 211 of 212 Florida EDs and 74 of 79 Florida FSEDs. Data are transmitted electronically to ESSENCE-FL daily or hourly.

Coronavirus: summary for Hardee County

Data for Jun 13, 2020 (verified at 10 AM)

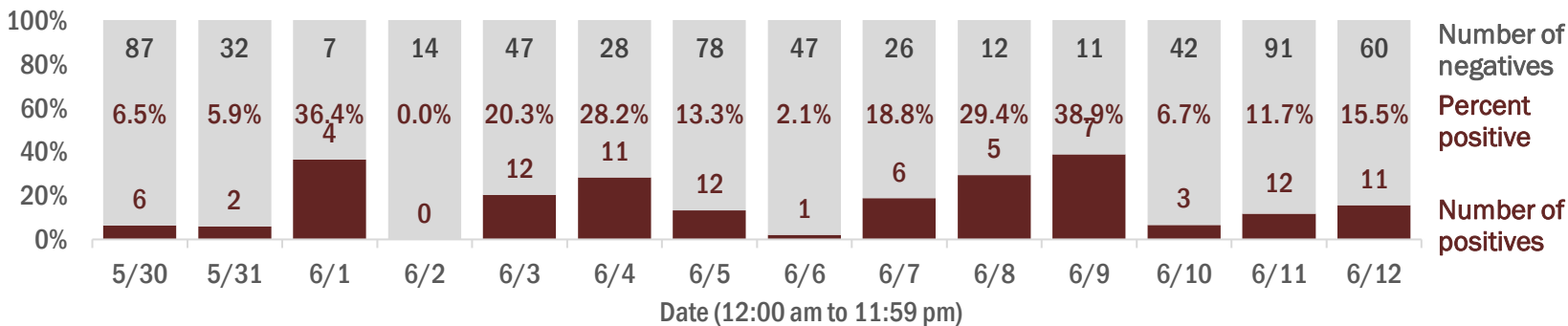
Data in this report are provisional and subject to change.



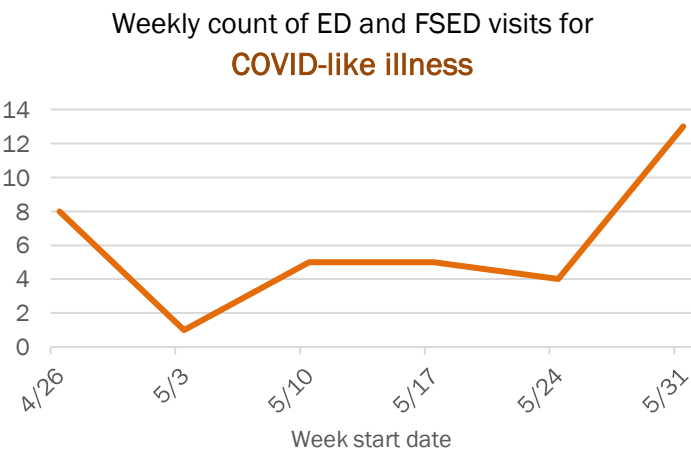
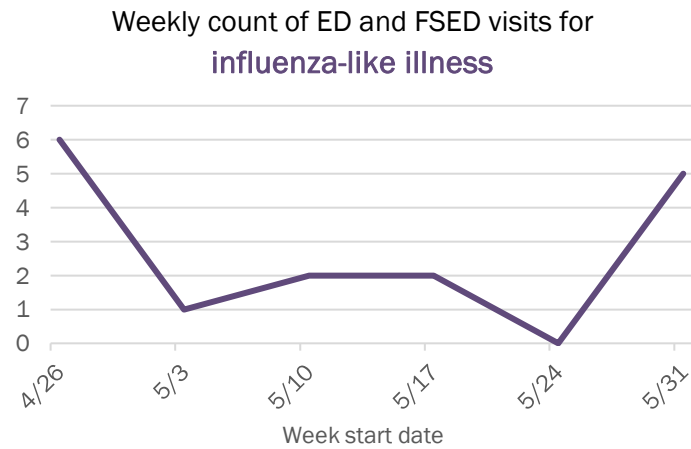
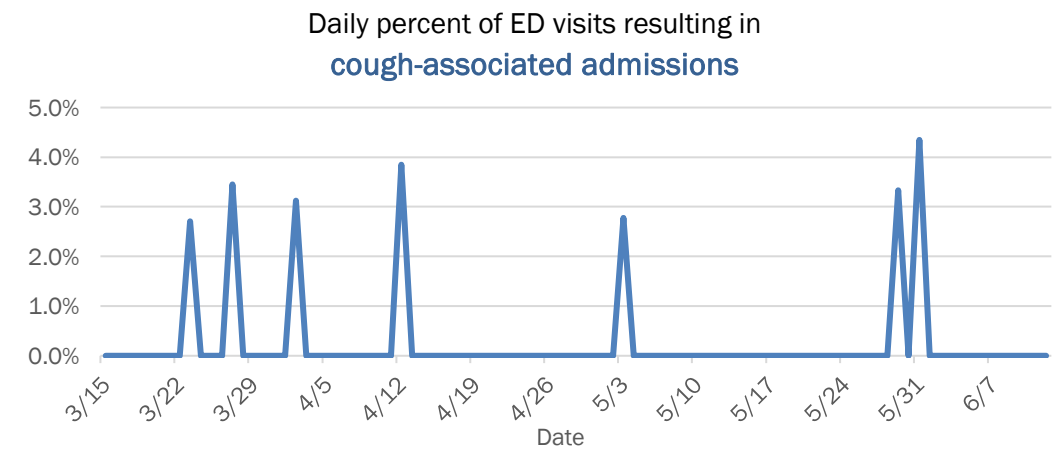
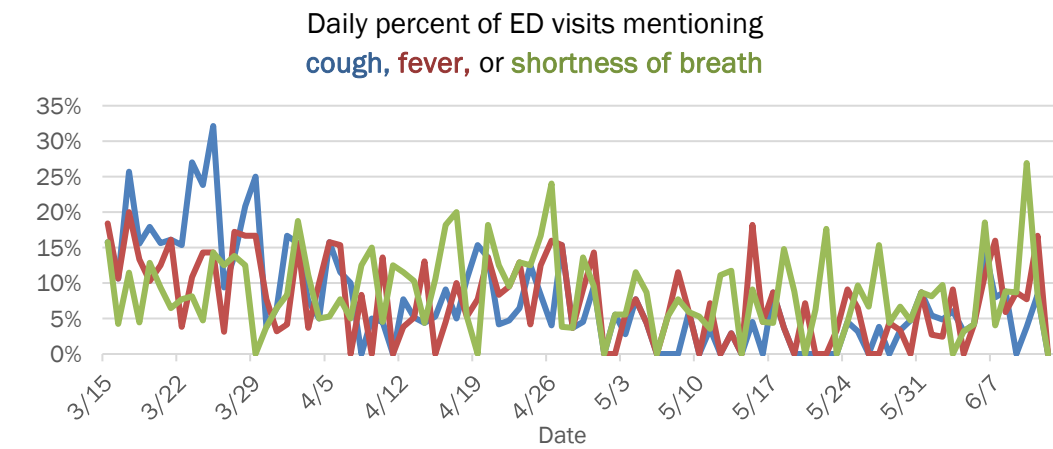
Laboratory testing for Florida residents and non-Florida residents over the past 2 weeks

Number and percent of positive labs

These counts include the number of people for whom the department received laboratory results by day. This percent is the number of people who test positive for the first time divided by all the people tested that day, excluding people who have previously tested positive.



Emergency department (ED) and freestanding ED (FSED) chief complaint and admission data for Hardee County

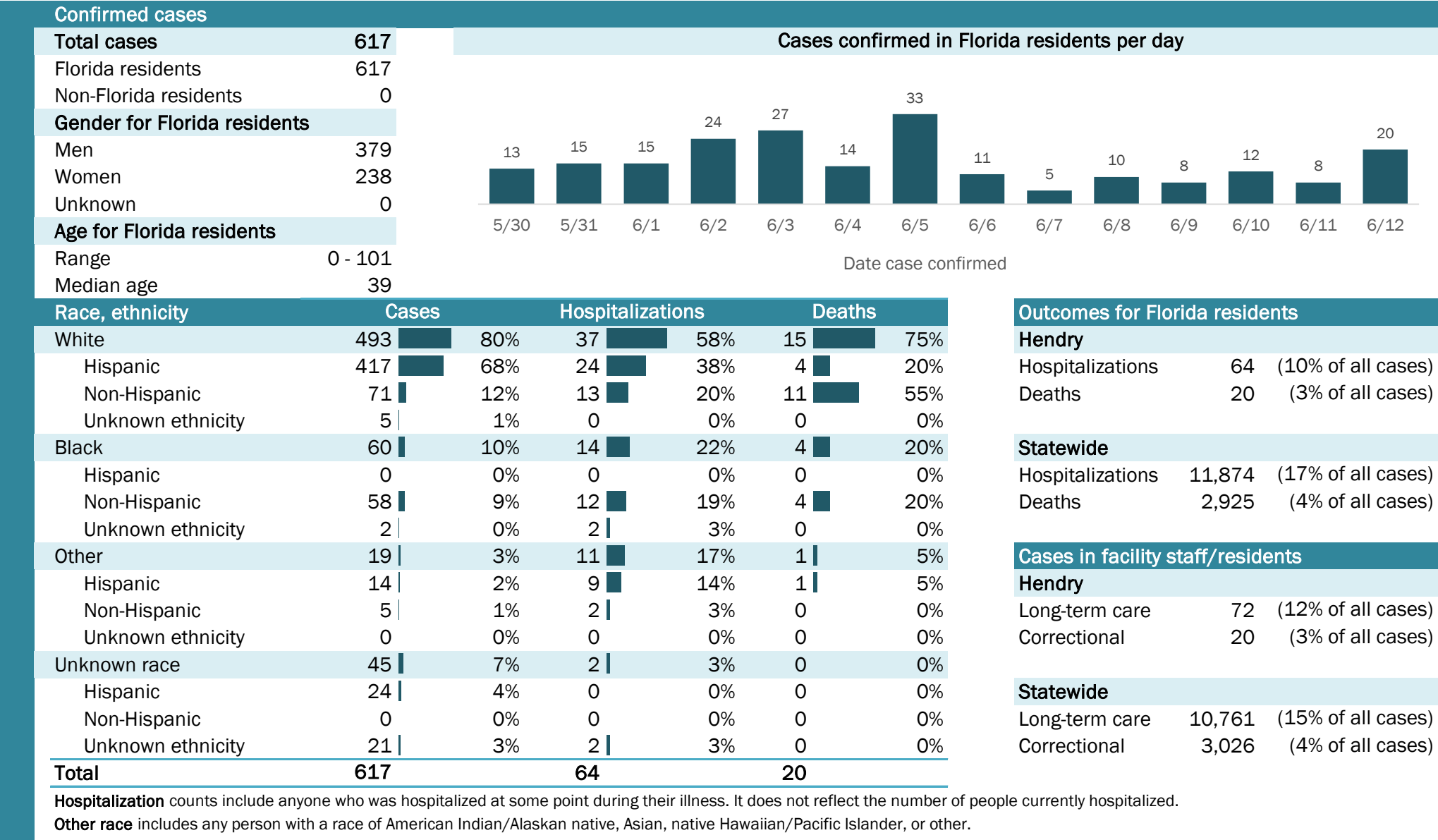


The Electronic Surveillance System for the Early Notification of Community-Based Epidemics (ESSENCE-FL) includes chief complaint data from 211 of 212 Florida EDs and 74 of 79 Florida FSEDs. Data are transmitted electronically to ESSENCE-FL daily or hourly.

Coronavirus: summary for Hendry County

Data for Jun 13, 2020 (verified at 10 AM)

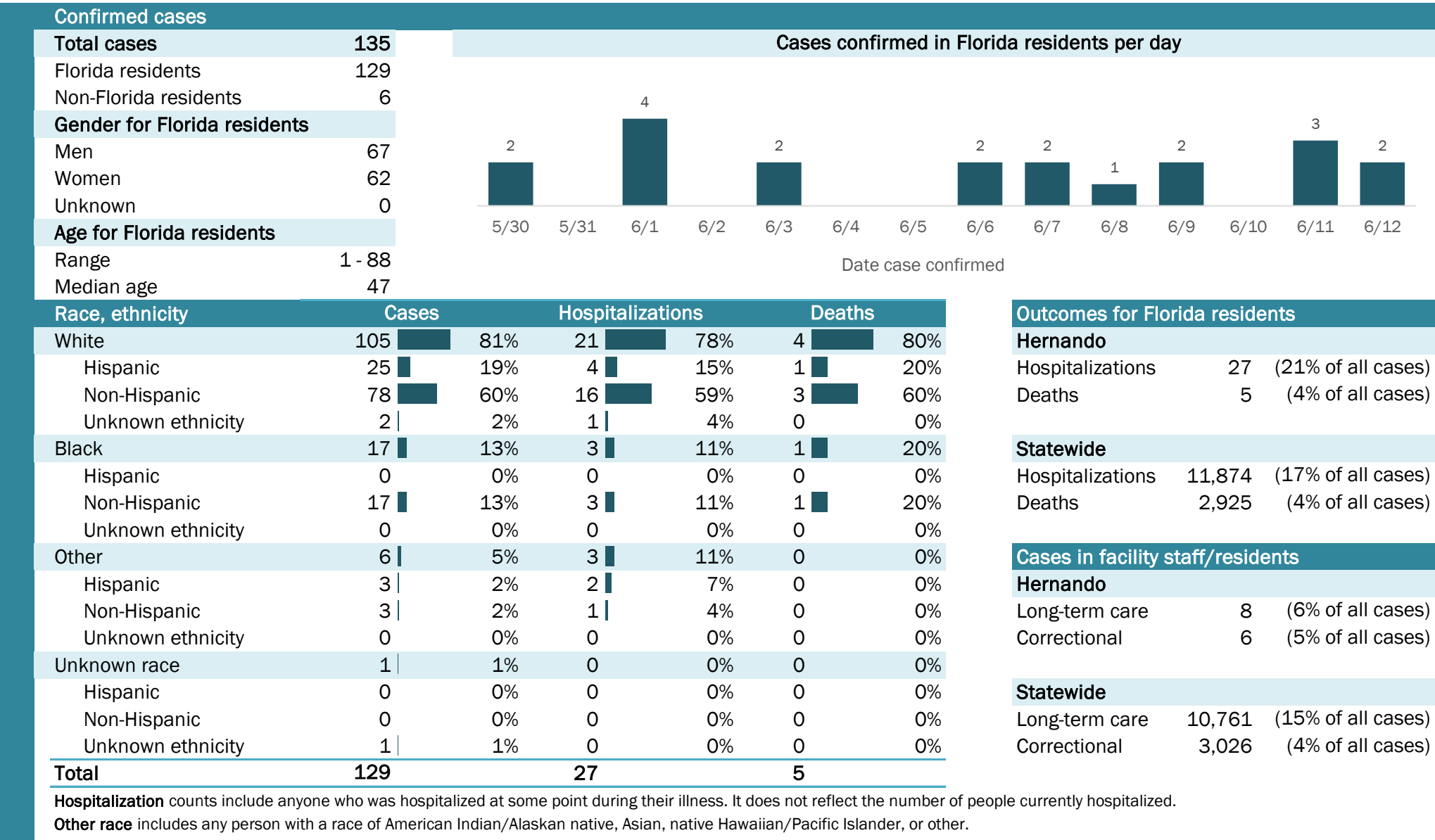
Data in this report are provisional and subject to change.



Coronavirus: summary for Hernando County

Data for Jun 13, 2020 (verified at 10 AM)

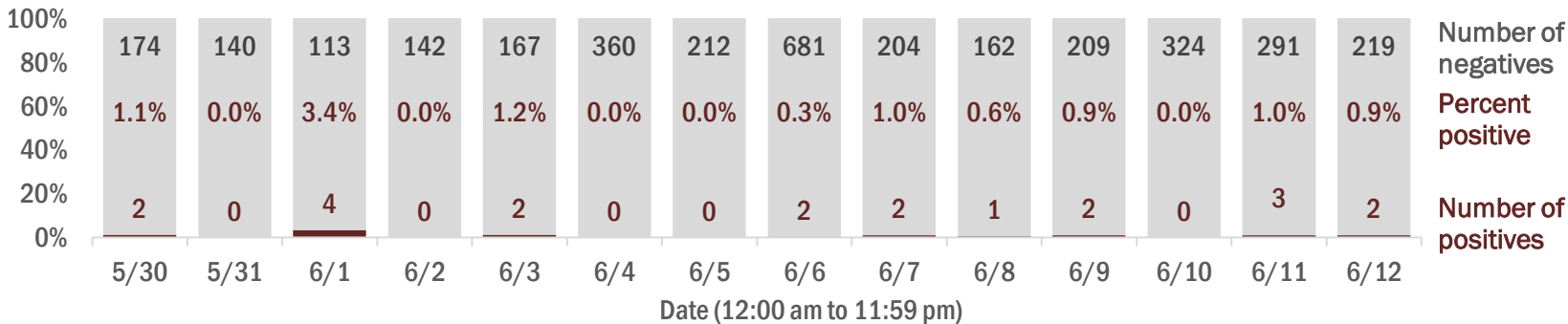
Data in this report are provisional and subject to change.



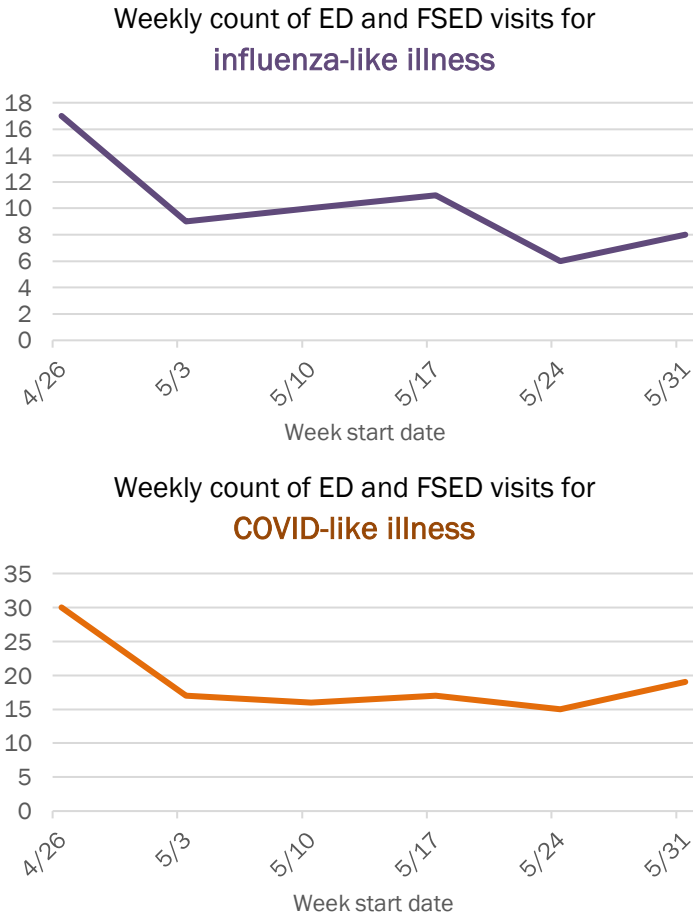
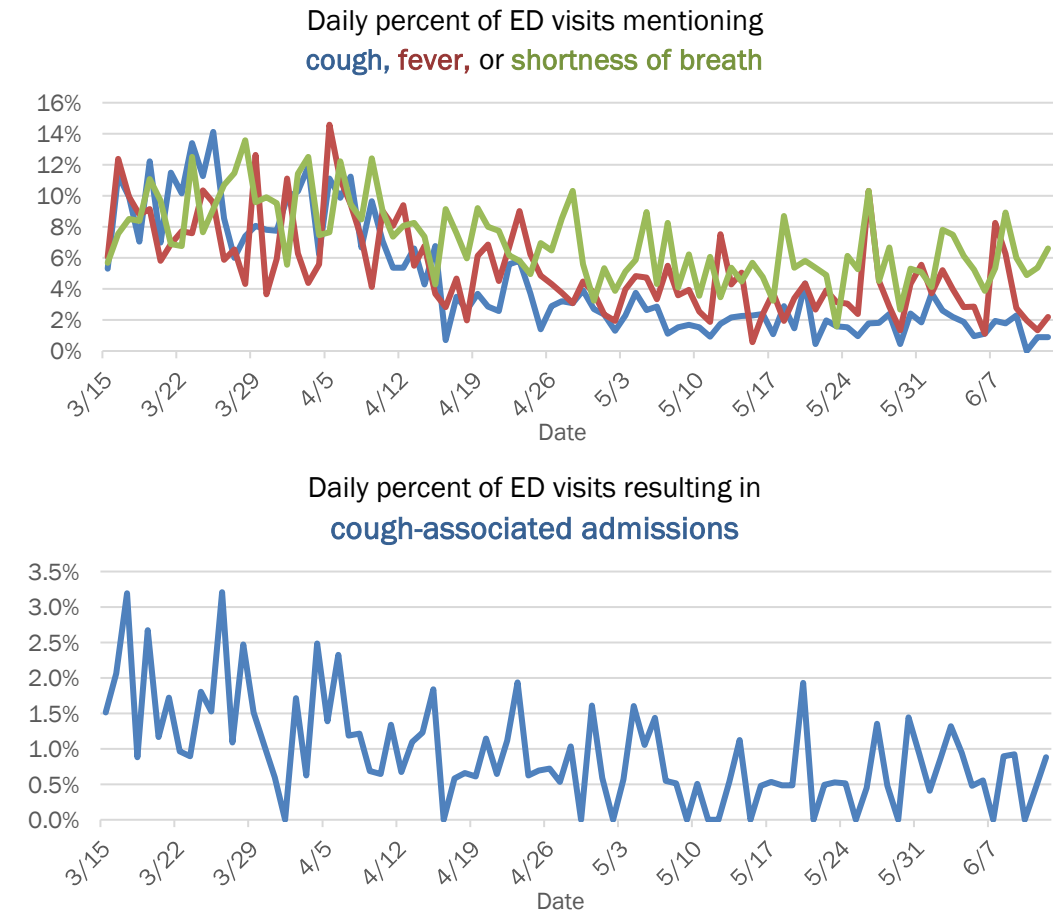
Laboratory testing for Florida residents and non-Florida residents over the past 2 weeks

Number and percent of positive labs

These counts include the number of people for whom the department received laboratory results by day. This percent is the number of people who test positive for the first time divided by all the people tested that day, excluding people who have previously tested positive.



Emergency department (ED) and freestanding ED (FSED) chief complaint and admission data for Hernando County

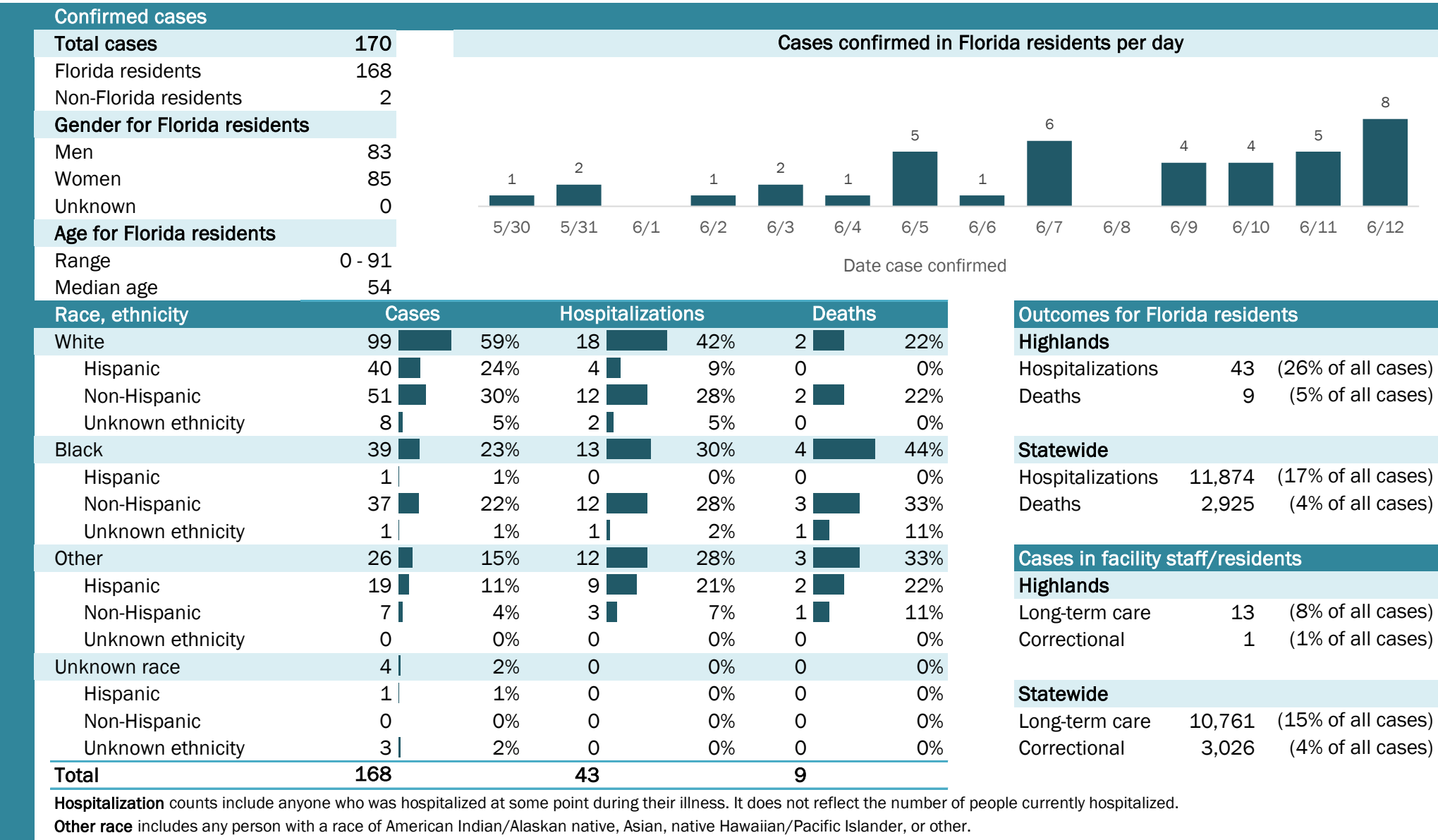


The Electronic Surveillance System for the Early Notification of Community-Based Epidemics (ESSENCE-FL) includes chief complaint data from 211 of 212 Florida EDs and 74 of 79 Florida FSEDs. Data are transmitted electronically to ESSENCE-FL daily or hourly.

Coronavirus: summary for Highlands County

Data for Jun 13, 2020 (verified at 10 AM)

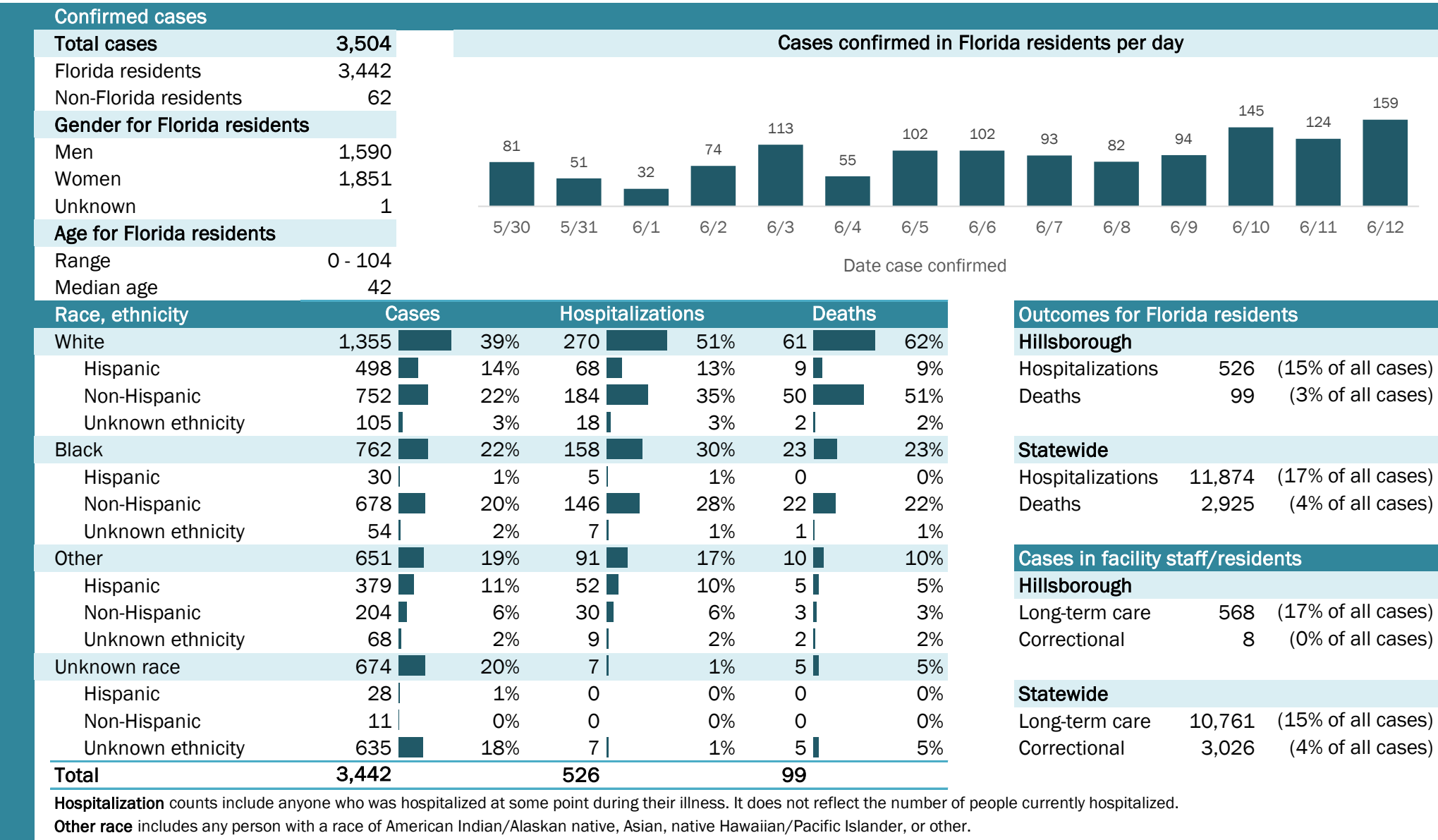
Data in this report are provisional and subject to change.



Coronavirus: summary for Hillsborough County

Data for Jun 13, 2020 (verified at 10 AM)

Data in this report are provisional and subject to change.



Coronavirus: summary for Holmes County

Data for Jun 13, 2020 (verified at 10 AM)

Data in this report are provisional and subject to change.

Confirmed cases

Total cases

31

Cases confirmed in Florida residents per day

4

1

2

2

1

1

5/305/316/16/26/36/46/56/66/76/86/96/106/116/12

Date case confirmed

Florida residents

30

Non-Florida residents

1

Gender for Florida residents

Men

15

Women

15

Unknown

0

Age for Florida residents

Range

1 - 79

Median age

42

Race, ethnicity	Cases	Hospitalizations	Deaths
White	2377%	00%	0N/A
Hispanic	00%	00%	0N/A
Non-Hispanic	2273%	00%	0N/A
Unknown ethnicity	13%	00%	0N/A
Black	310%	1100%	0N/A
Hispanic	00%	00%	0N/A
Non-Hispanic	310%	1100%	0N/A
Unknown ethnicity	00%	00%	0N/A
Other	13%	00%	0N/A
Hispanic	00%	00%	0N/A
Non-Hispanic	13%	00%	0N/A
Unknown ethnicity	00%	00%	0N/A
Unknown race	310%	00%	0N/A
Hispanic	00%	00%	0N/A
Non-Hispanic	00%	00%	0N/A
Unknown ethnicity	310%	00%	0N/A
Total	30	1	0

Hospitalization

counts include anyone who was hospitalized at some point during their illness. It does not reflect the number of people currently hospitalized.

Other race

includes any person with a race of American Indian/Alaskan native, Asian, native Hawaiian/Pacific Islander, or other.

Outcomes for Florida residents

Holmes

Hospitalizations

1

(3% of all cases)

Deaths

0

(0% of all cases)

Statewide

Hospitalizations

11,874

(17% of all cases)

Deaths

2,925

(4% of all cases)

Cases in facility staff/residents

Holmes

Long-term care

5

(17% of all cases)

Correctional

1

(3% of all cases)

Statewide

Long-term care

10,761

(15% of all cases)

Correctional

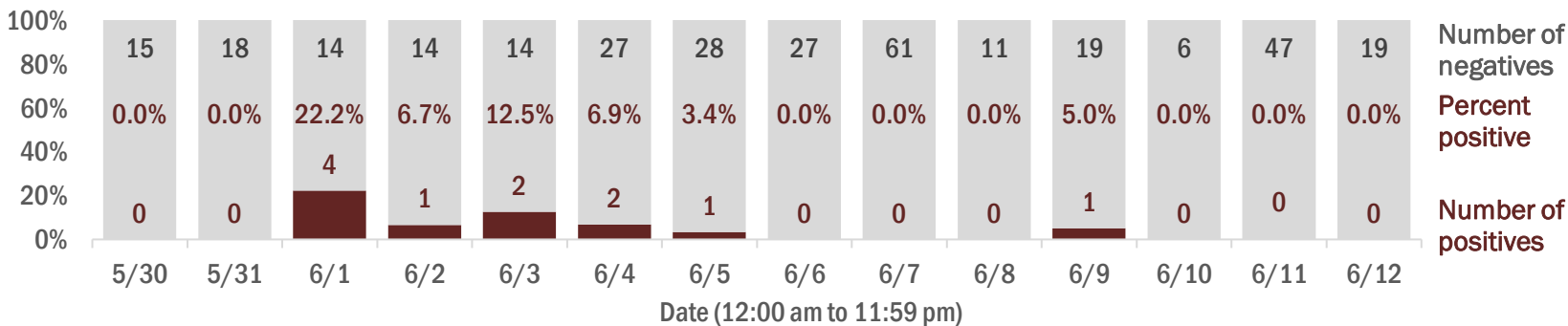
3,026

(4% of all cases)

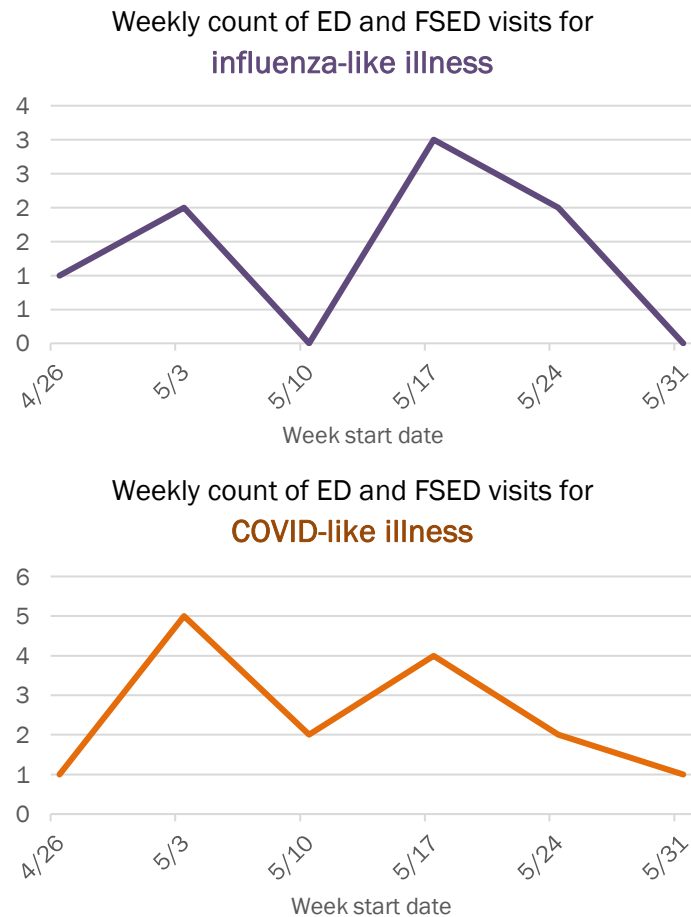
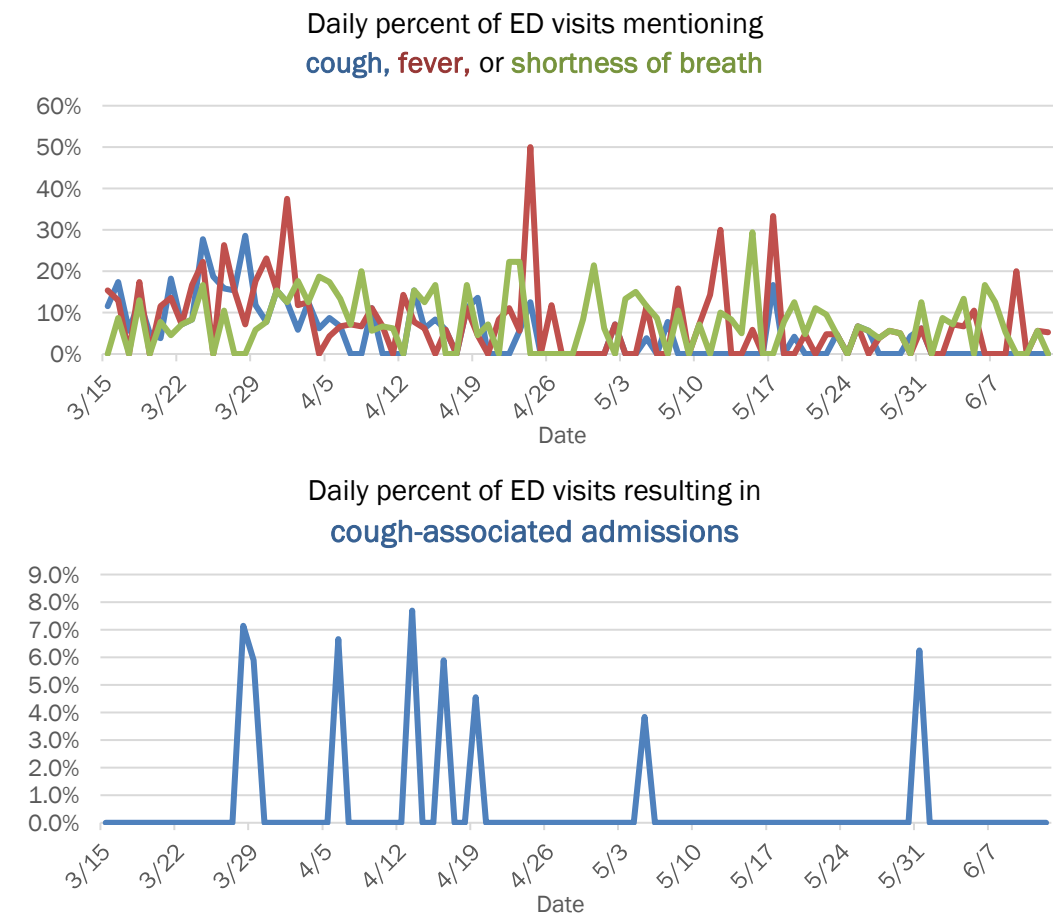
Laboratory testing for Florida residents and non-Florida residents over the past 2 weeks

Number and percent of positive labs

These counts include the number of people for whom the department received laboratory results by day. This percent is the number of people who test positive for the first time divided by all the people tested that day, excluding people who have previously tested positive.



Emergency department (ED) and freestanding ED (FSED) chief complaint and admission data for Holmes County

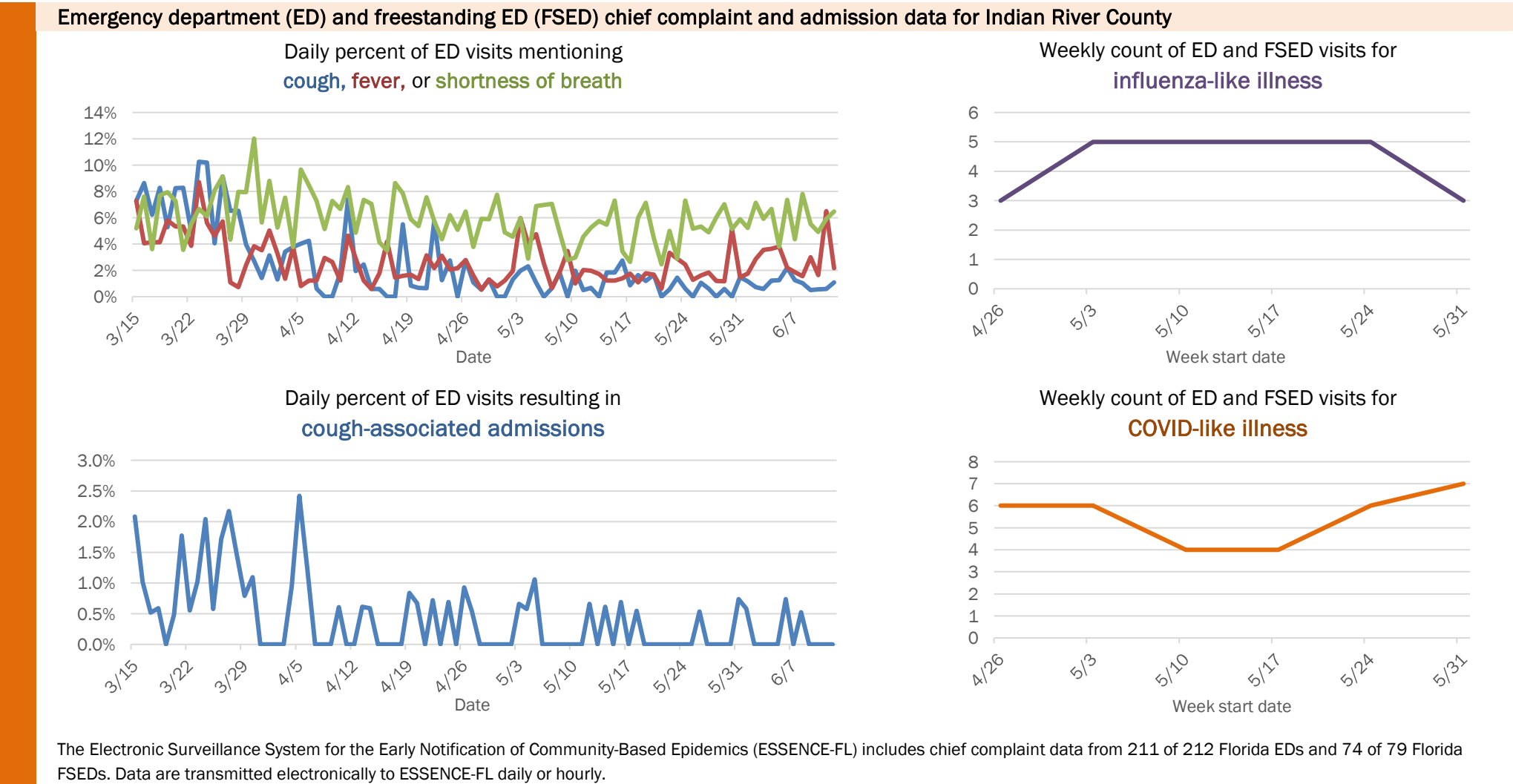
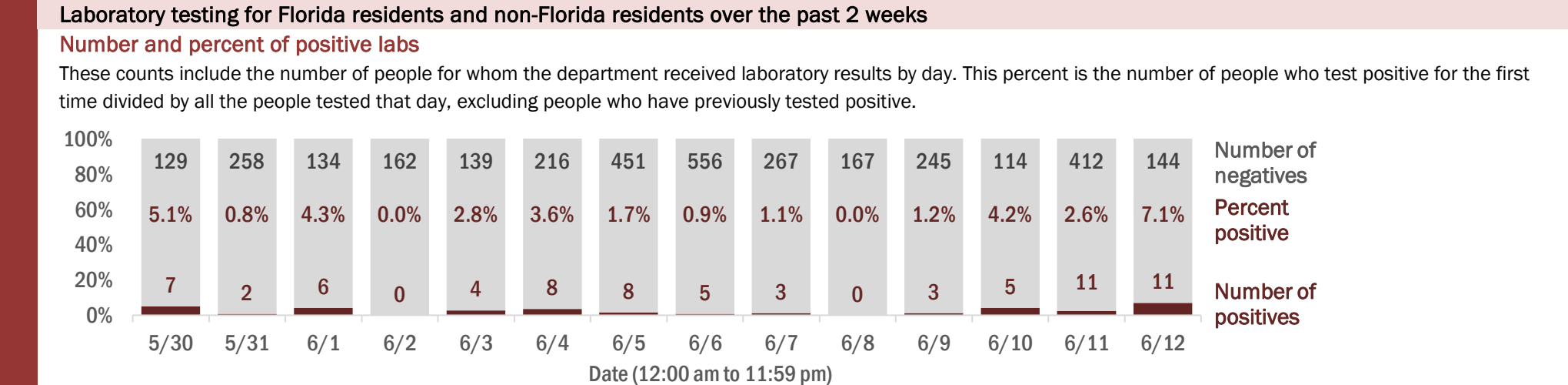
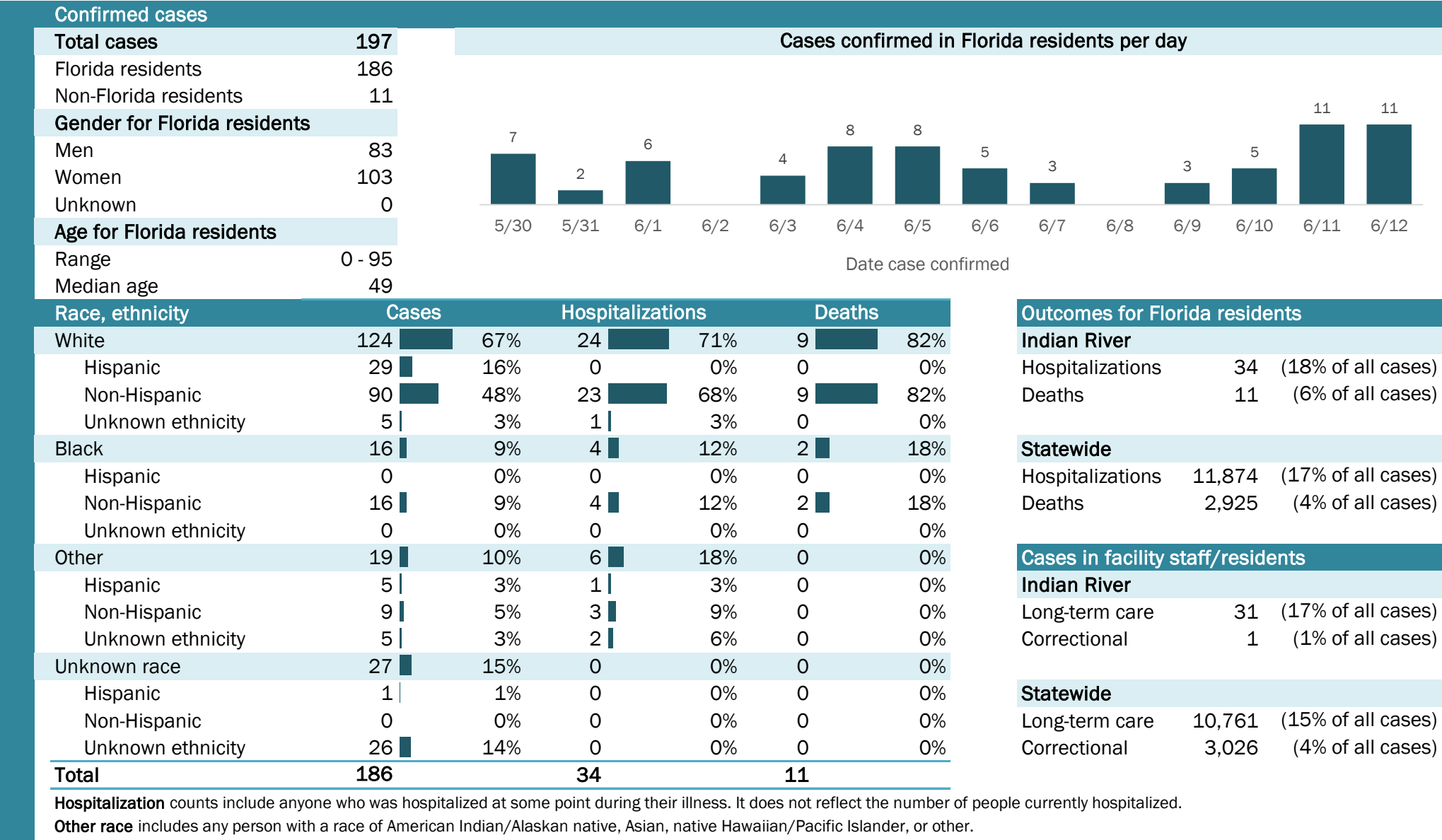


The Electronic Surveillance System for the Early Notification of Community-Based Epidemics (ESSENCE-FL) includes chief complaint data from 211 of 212 Florida EDs and 74 of 79 Florida FSEDs. Data are transmitted electronically to ESSENCE-FL daily or hourly.

Coronavirus: summary for Indian River County

Data for Jun 13, 2020 (verified at 10 AM)

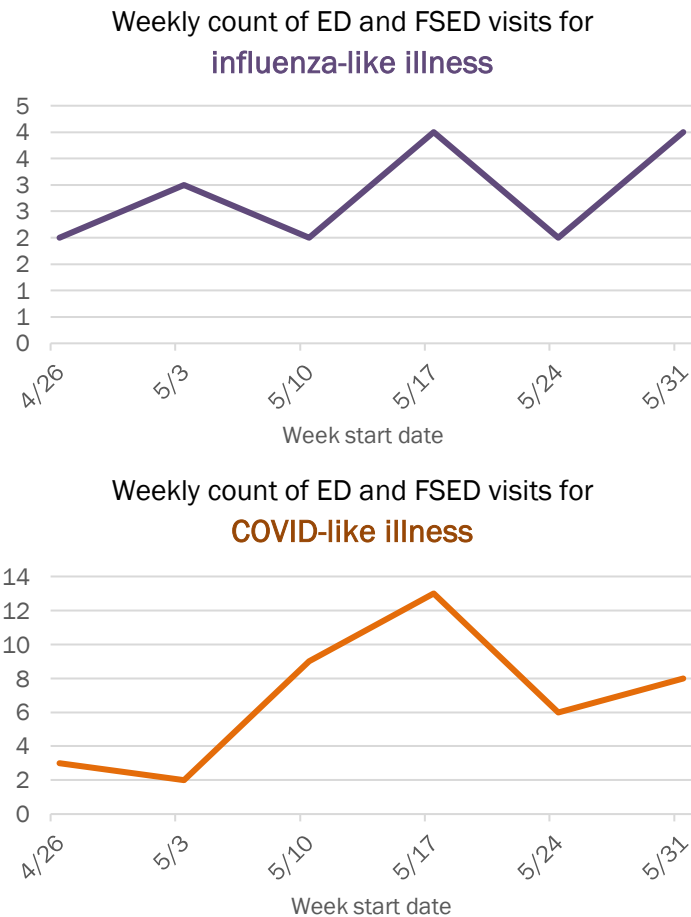
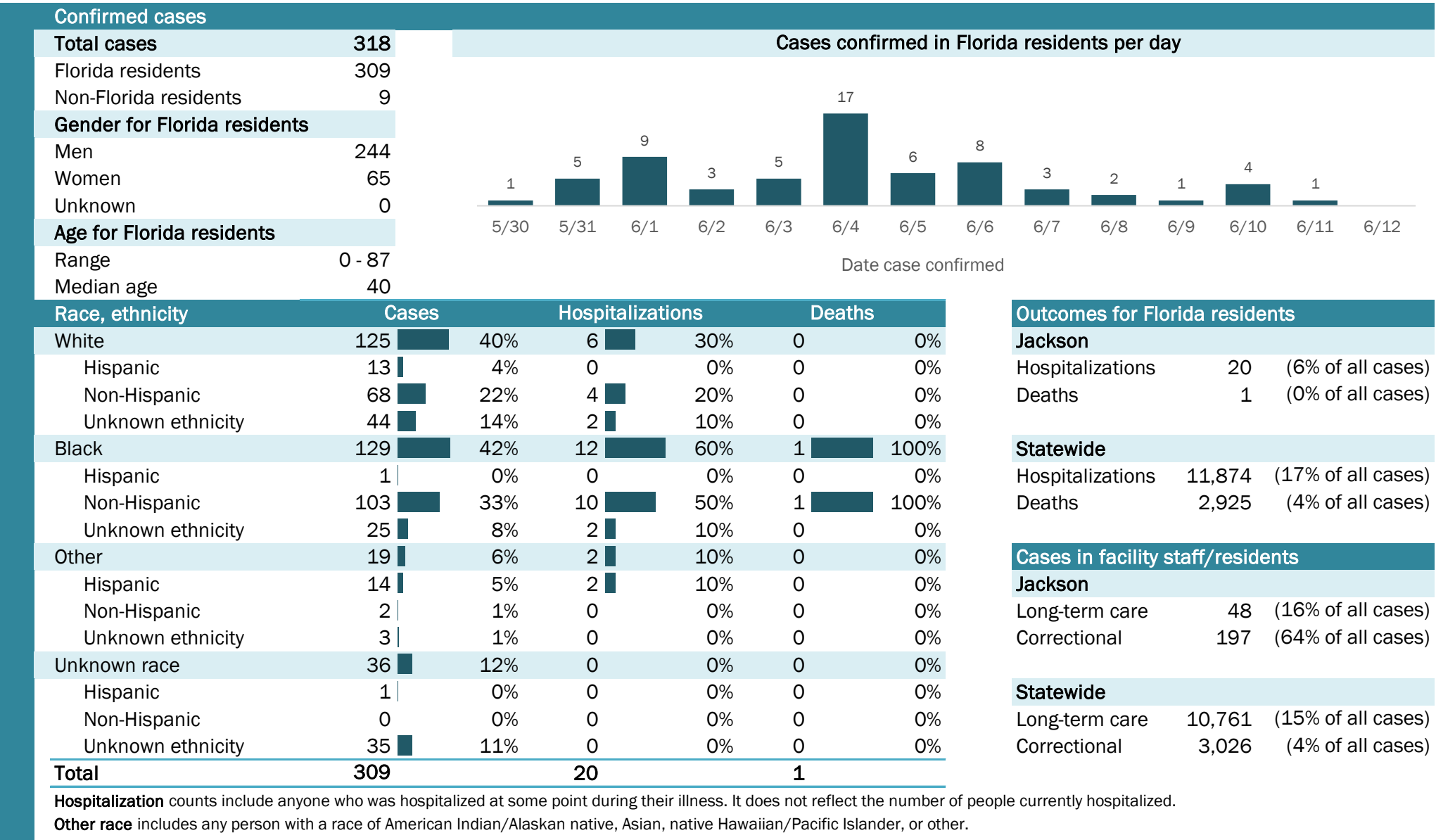
Data in this report are provisional and subject to change.



Coronavirus: summary for Jackson County

Data for Jun 13, 2020 (verified at 10 AM)

Data in this report are provisional and subject to change.



Weekly count of ED and FSED visits for

COVID-like illness

14

12

10

8

6

4

2

0

4/26

5/3

5/10

5/17

5/24

5/31

Week start date

The Electronic Surveillance System for the Early Notification of Community-Based Epidemics (ESSENCE-FL) includes chief complaint data from 211 of 212 Florida EDs and 74 of 79 Florida FSEDs. Data are transmitted electronically to ESSENCE-FL daily or hourly.

Coronavirus: summary for Jefferson County

Data for Jun 13, 2020 (verified at 10 AM)

Data in this report are provisional and subject to change.

Confirmed cases

Total cases

32

Cases confirmed in Florida residents per day

1

1

5/30

5/31

6/1

6/2

6/3

6/4

6/5

6/6

6/7

6/8

6/9

6/10

6/11

6/12

Florida residents

30

Non-Florida residents

2

Gender for Florida residents

Men

12

Women

18

Unknown

0

Age for Florida residents

Range

1 - 95

Median age

62

Race, ethnicity	Cases	Hospitalizations	Deaths
White	1033%	343%	375%
Hispanic	13%	00%	00%
Non-Hispanic	827%	343%	250%
Unknown ethnicity	13%	00%	125%
Black	1447%	343%	125%
Hispanic	00%	00%	00%
Non-Hispanic	1447%	343%	125%
Unknown ethnicity	00%	00%	00%
Other	620%	114%	00%
Hispanic	310%	00%	00%
Non-Hispanic	310%	114%	00%
Unknown ethnicity	00%	00%	00%
Unknown race	00%	00%	00%
Hispanic	00%	00%	00%
Non-Hispanic	00%	00%	00%
Unknown ethnicity	00%	00%	00%
Total	30	7	4

Hospitalization

counts include anyone who was hospitalized at some point during their illness. It does not reflect the number of people currently hospitalized.

Other race

includes any person with a race of American Indian/Alaskan native, Asian, native Hawaiian/Pacific Islander, or other.

Outcomes for Florida residents

Jefferson

Hospitalizations

7

(23% of all cases)

Deaths

4

(13% of all cases)

Statewide

Hospitalizations

11,874

(17% of all cases)

Deaths

2,925

(4% of all cases)

Cases in facility staff/residents

Jefferson

Long-term care

21

(70% of all cases)

Correctional

0

(0% of all cases)

Statewide

Long-term care

10,761

(15% of all cases)

Correctional

3,026

(4% of all cases)

Laboratory testing for Florida residents and non-Florida residents over the past 2 weeks

Number and percent of positive labs

These counts include the number of people for whom the department received laboratory results by day. This percent is the number of people who test positive for the first time divided by all the people tested that day, excluding people who have previously tested positive.

Date	Number of negatives	Percent positive	Number of positives
5/30	22	0.0%	0
5/31	38	0.0%	0
6/1	7	0.0%	0
6/2	10	0.0%	0
6/3	13	0.0%	0
6/4	9	0.0%	0
6/5	68	1.4%	1
6/6	8	11.1%	1
6/7	53	0.0%	0
6/8	17	0.0%	0
6/9	6	0.0%	0
6/10	22	0.0%	0
6/11	12	0.0%	0
6/12	22	0.0%	0

Emergency department (ED) and freestanding ED (FSED) chief complaint and admission data for Jefferson County

Daily percent of ED visits mentioning cough, fever, or shortness of breath

Daily percent of ED visits resulting in cough-associated admissions

Weekly count of ED and FSED visits for influenza-like illness

Weekly count of ED and FSED visits for COVID-like illness

The Electronic Surveillance System for the Early Notification of Community-Based Epidemics (ESSENCE-FL) includes chief complaint data from 211 of 212 Florida EDs and 74 of 79 Florida FSEDs. Data are transmitted electronically to ESSENCE-FL daily or hourly.

Coronavirus: summary for Lafayette County

Data for Jun 13, 2020 (verified at 10 AM)

Data in this report are provisional and subject to change.

Confirmed cases

Total cases

12

Florida residents

12

Non-Florida residents

0

Gender for Florida residents

Men

7

Women

5

Unknown

0

Age for Florida residents

Range

19 - 98

Median age

47

Cases confirmed in Florida residents per day

1

1

2

5/30

5/31

6/1

6/2

6/3

6/4

6/5

6/6

6/7

6/8

6/9

6/10

6/11

6/12

Date case confirmed

Race, ethnicity	Cases	Hospitalizations	Deaths
White	1192%	1100%	0N/A
Hispanic	325%	00%	0N/A
Non-Hispanic	867%	1100%	0N/A
Unknown ethnicity	00%	00%	0N/A
Black	00%	00%	0N/A
Hispanic	00%	00%	0N/A
Non-Hispanic	00%	00%	0N/A
Unknown ethnicity	00%	00%	0N/A
Other	00%	00%	0N/A
Hispanic	00%	00%	0N/A
Non-Hispanic	00%	00%	0N/A
Unknown ethnicity	00%	00%	0N/A
Unknown race	18%	00%	0N/A
Hispanic	00%	00%	0N/A
Non-Hispanic	00%	00%	0N/A
Unknown ethnicity	18%	00%	0N/A
Total	12	1	0

Hospitalization

counts include anyone who was hospitalized at some point during their illness. It does not reflect the number of people currently hospitalized.

Other race

includes any person with a race of American Indian/Alaskan native, Asian, native Hawaiian/Pacific Islander, or other.

Outcomes for Florida residents

Lafayette

Hospitalizations

1

(8% of all cases)

Deaths

0

(0% of all cases)

Statewide

Hospitalizations

11,874

(17% of all cases)

Deaths

2,925

(4% of all cases)

Cases in facility staff/residents

Lafayette

Long-term care

7

(58% of all cases)

Correctional

0

(0% of all cases)

Statewide

Long-term care

10,761

(15% of all cases)

Correctional

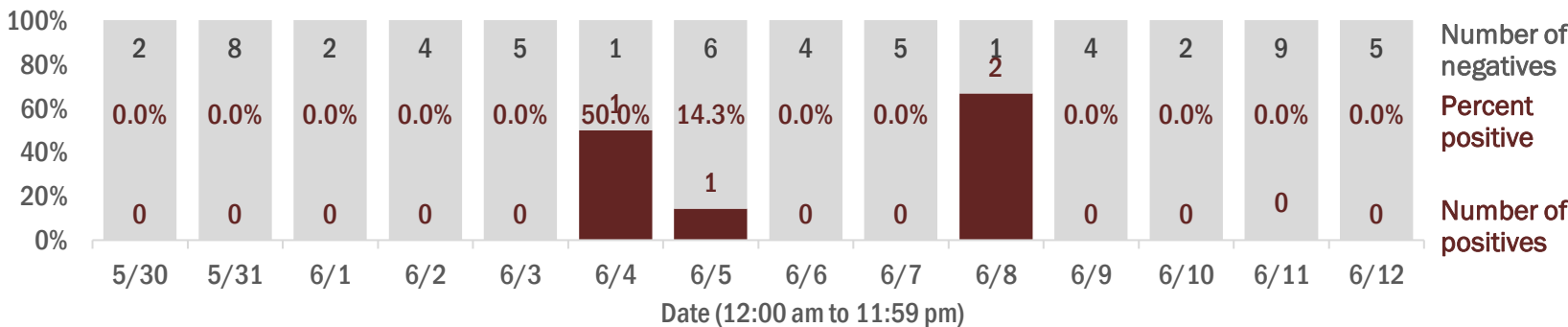
3,026

(4% of all cases)

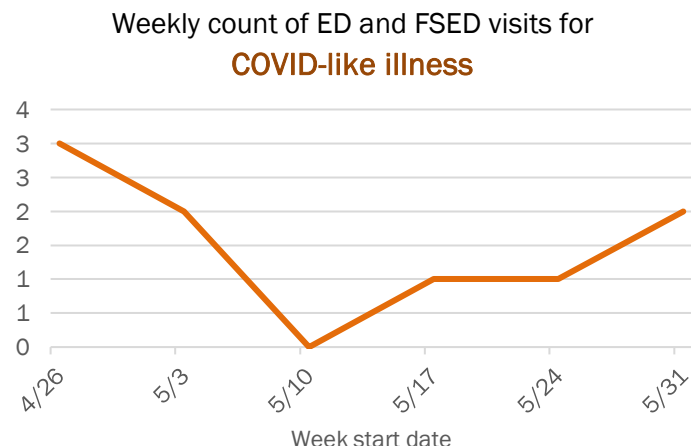
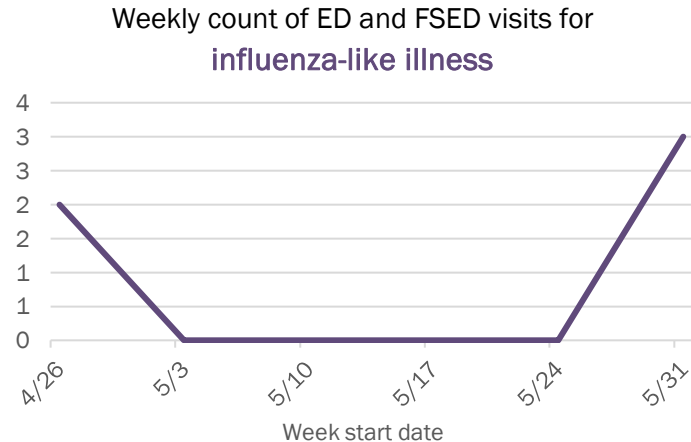
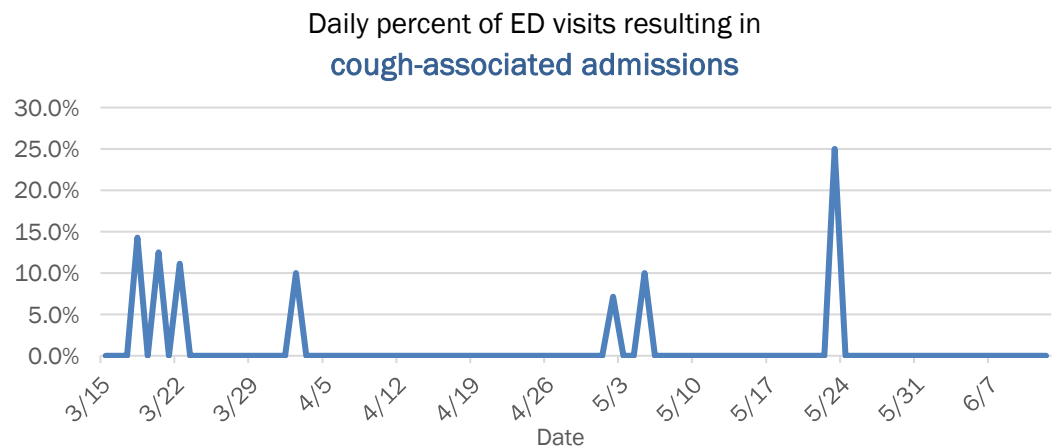
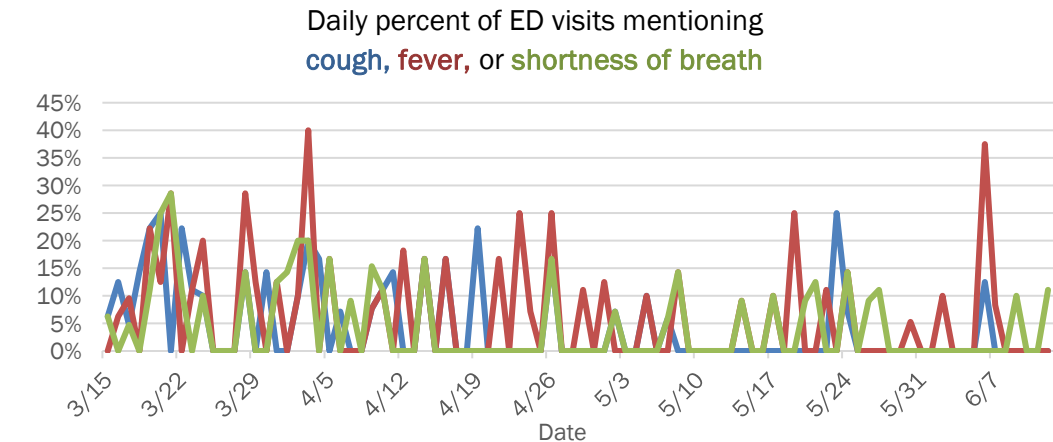
Laboratory testing for Florida residents and non-Florida residents over the past 2 weeks

Number and percent of positive labs

These counts include the number of people for whom the department received laboratory results by day. This percent is the number of people who test positive for the first time divided by all the people tested that day, excluding people who have previously tested positive.



Emergency department (ED) and freestanding ED (FSED) chief complaint and admission data for Lafayette County

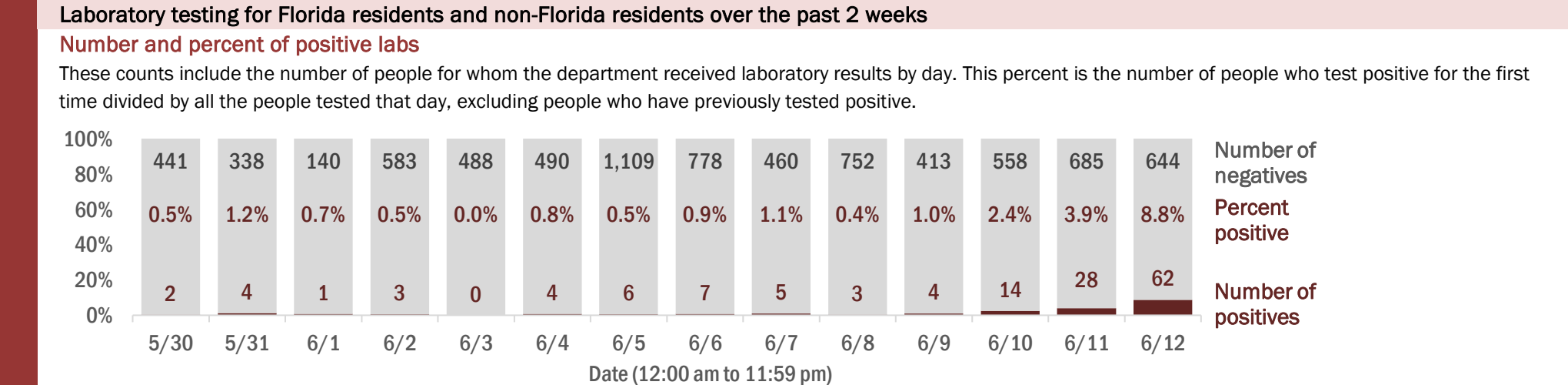
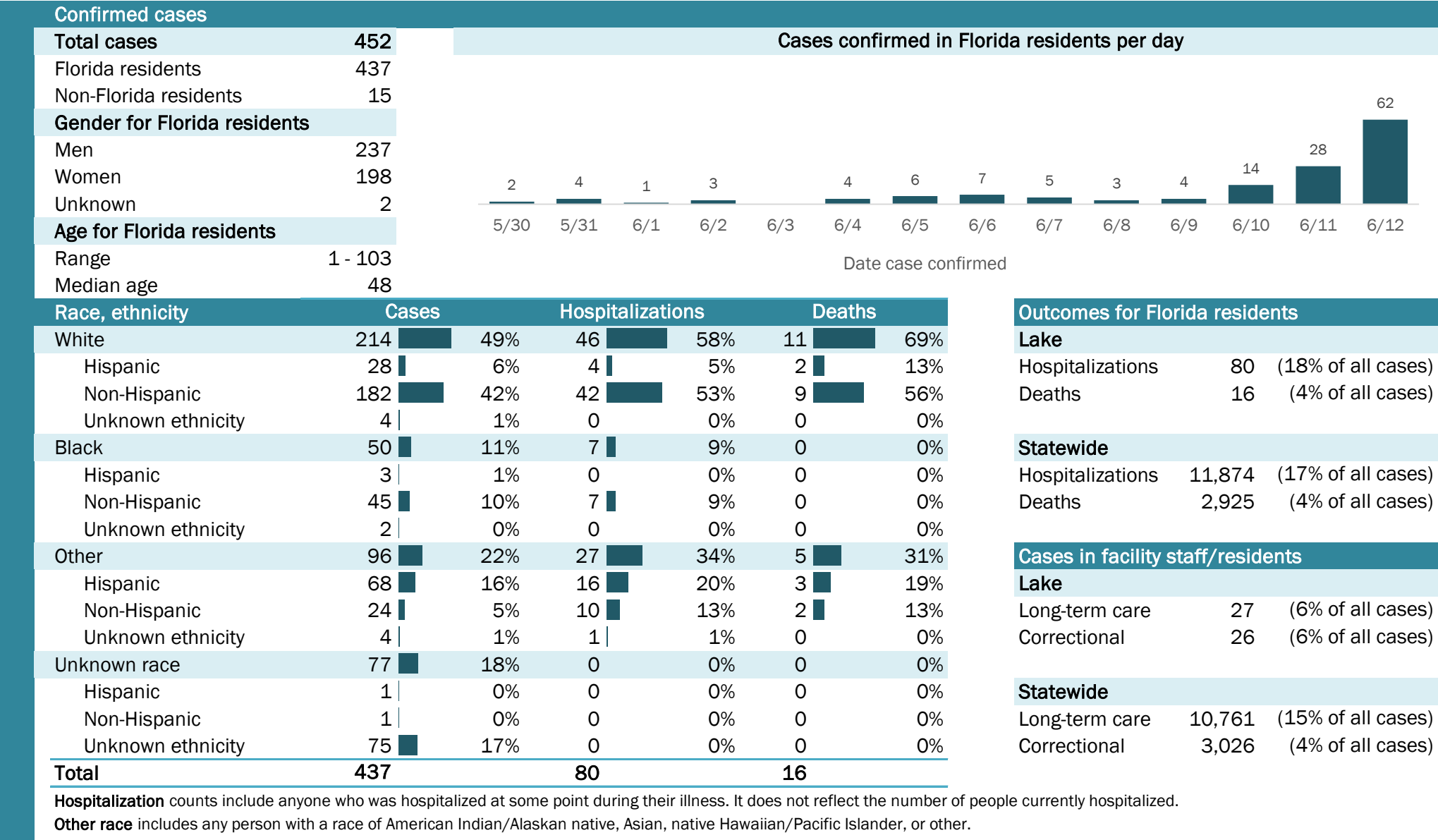


The Electronic Surveillance System for the Early Notification of Community-Based Epidemics (ESSENCE-FL) includes chief complaint data from 211 of 212 Florida EDs and 74 of 79 Florida FSEDs. Data are transmitted electronically to ESSENCE-FL daily or hourly.

Coronavirus: summary for Lake County

Data for Jun 13, 2020 (verified at 10 AM)

Data in this report are provisional and subject to change.



Coronavirus: summary for Lee County

Data for Jun 13, 2020 (verified at 10 AM)

Data in this report are provisional and subject to change.

Confirmed cases

Total cases

2,634

Florida residents

2,565

Non-Florida residents

69

Gender for Florida residents

Men

1,184

Women

1,379

Unknown

2

Age for Florida residents

Range

0 - 101

Median age

50

Cases confirmed in Florida residents per day

18

39

24

101

66

32

37

60

36

51

60

74

68

70

5/30

5/31

6/1

6/2

6/3

6/4

6/5

6/6

6/7

6/8

6/9

6/10

6/11

6/12

Date case confirmed

Race, ethnicity	Cases	Hospitalizations	Deaths
White	1,600	361	112
Hispanic	700	92	9
Non-Hispanic	856	267	95
Unknown ethnicity	44	2	8
Black	411	87	7
Hispanic	12	2	0
Non-Hispanic	386	85	7
Unknown ethnicity	13	0	0
Other	69	9	0
Hispanic	39	3	0
Non-Hispanic	28	6	0
Unknown ethnicity	2	0	0
Unknown race	485	22	12
Hispanic	26	1	1
Non-Hispanic	9	1	1
Unknown ethnicity	450	20	10
Total	2,565	479	131

Hospitalization

counts include anyone who was hospitalized at some point during their illness. It does not reflect the number of people currently hospitalized.

Other race

includes any person with a race of American Indian/Alaskan native, Asian, native Hawaiian/Pacific Islander, or other.

Outcomes for Florida residents

Lee

Hospitalizations

479

(19% of all cases)

Deaths

131

(5% of all cases)

Statewide

Hospitalizations

11,874

(17% of all cases)

Deaths

2,925

(4% of all cases)

Cases in facility staff/residents

Lee

Long-term care

609

(24% of all cases)

Correctional

5

(0% of all cases)

Statewide

Long-term care

10,761

(15% of all cases)

Correctional

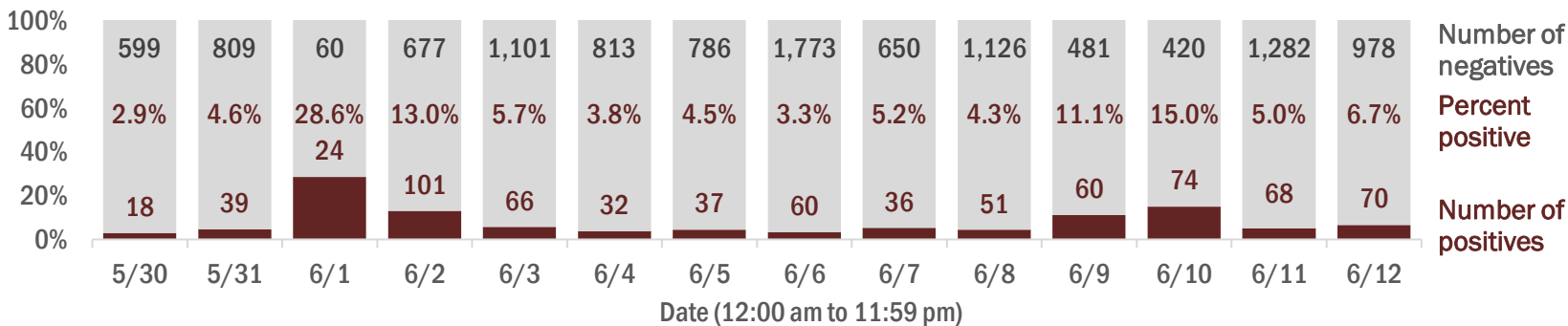
3,026

(4% of all cases)

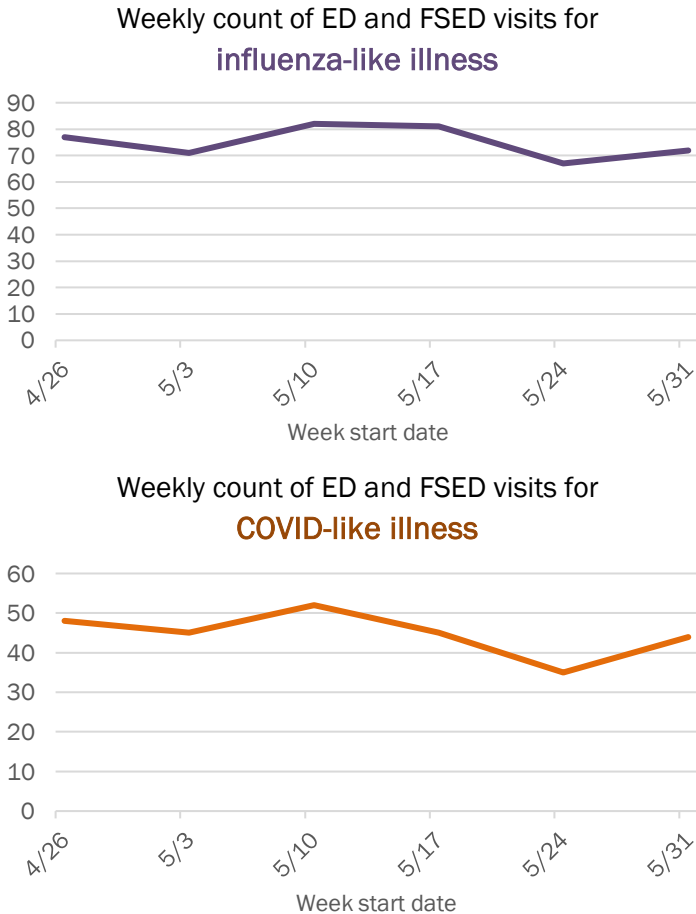
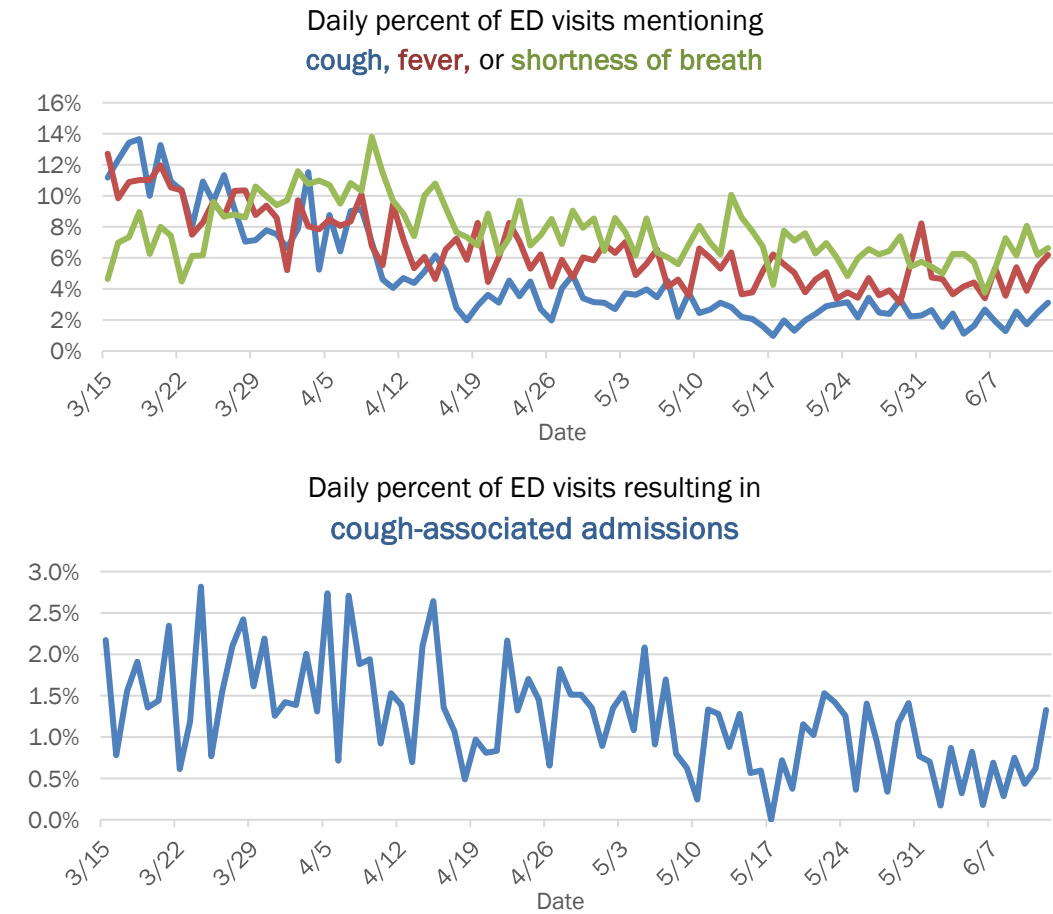
Laboratory testing for Florida residents and non-Florida residents over the past 2 weeks

Number and percent of positive labs

These counts include the number of people for whom the department received laboratory results by day. This percent is the number of people who test positive for the first time divided by all the people tested that day, excluding people who have previously tested positive.



Emergency department (ED) and freestanding ED (FSED) chief complaint and admission data for Lee County

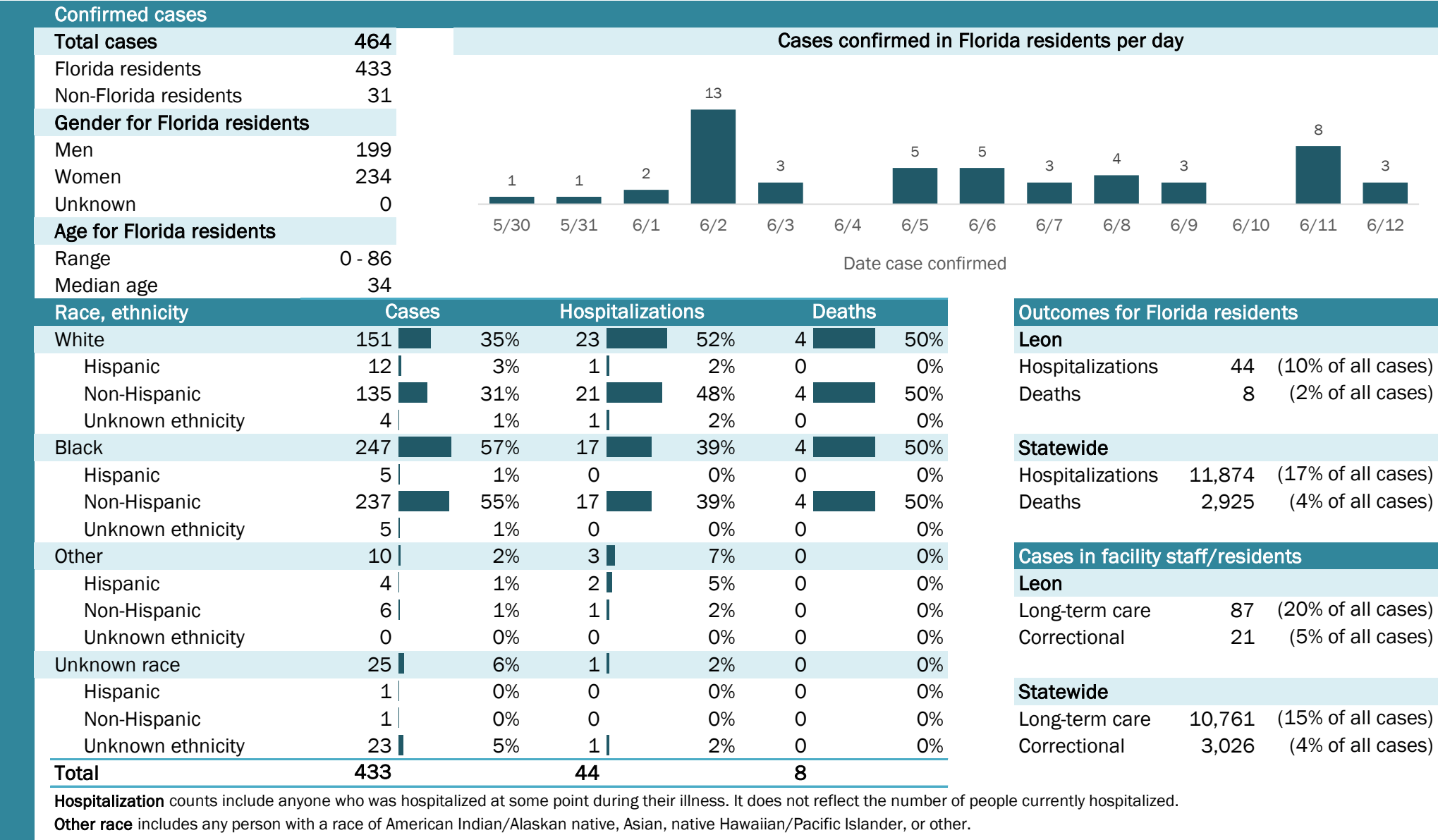


The Electronic Surveillance System for the Early Notification of Community-Based Epidemics (ESSENCE-FL) includes chief complaint data from 211 of 212 Florida EDs and 74 of 79 Florida FSEDs. Data are transmitted electronically to ESSENCE-FL daily or hourly.

Coronavirus: summary for Leon County

Data for Jun 13, 2020 (verified at 10 AM)

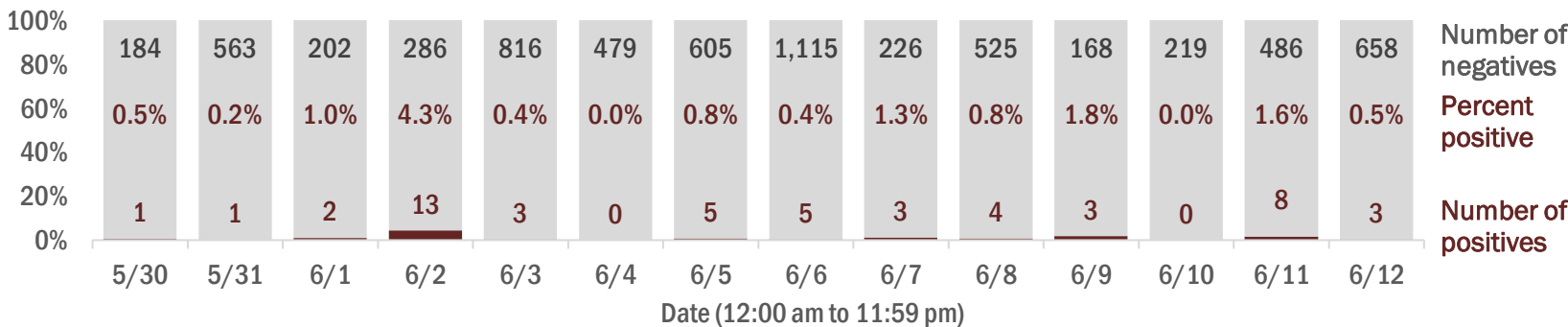
Data in this report are provisional and subject to change.



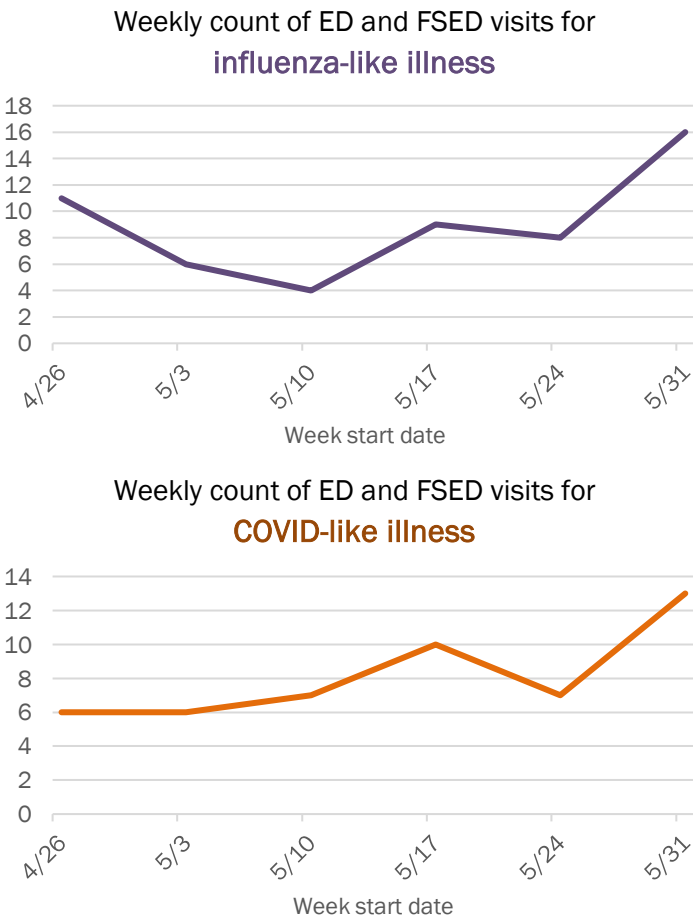
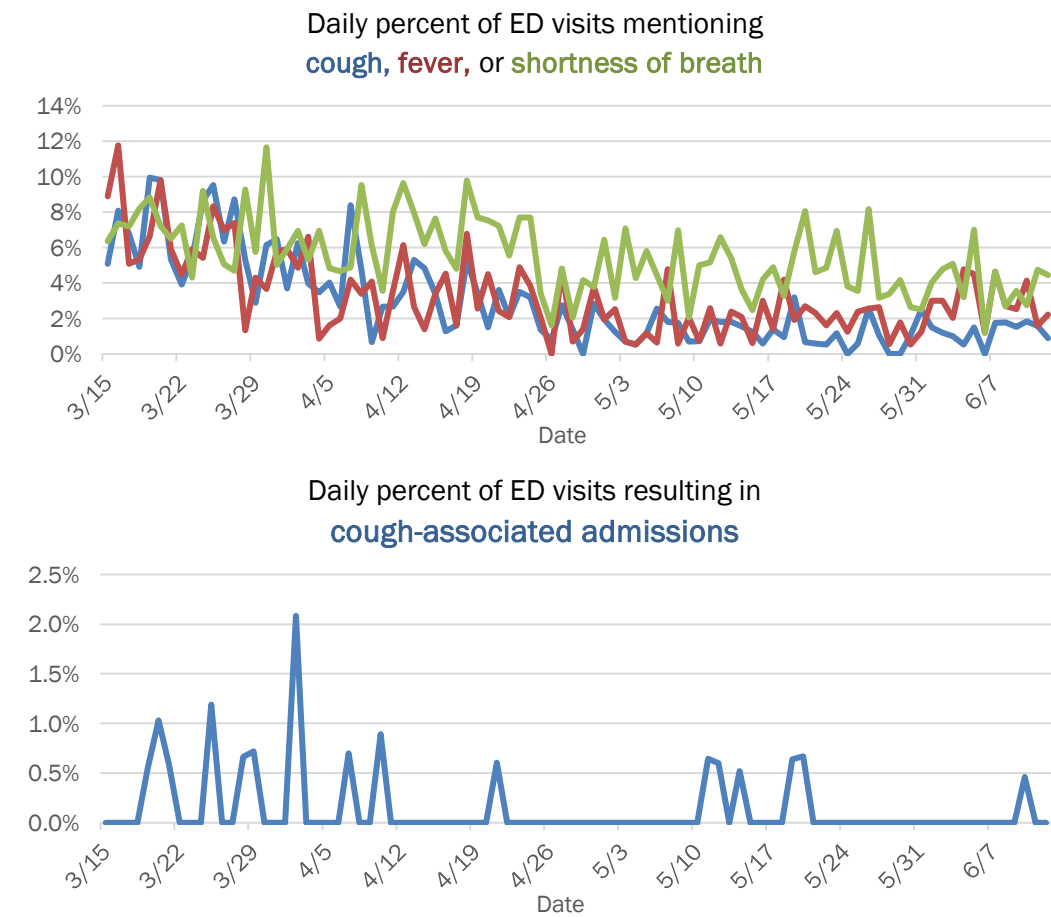
Laboratory testing for Florida residents and non-Florida residents over the past 2 weeks

Number and percent of positive labs

These counts include the number of people for whom the department received laboratory results by day. This percent is the number of people who test positive for the first time divided by all the people tested that day, excluding people who have previously tested positive.



Emergency department (ED) and freestanding ED (FSED) chief complaint and admission data for Leon County

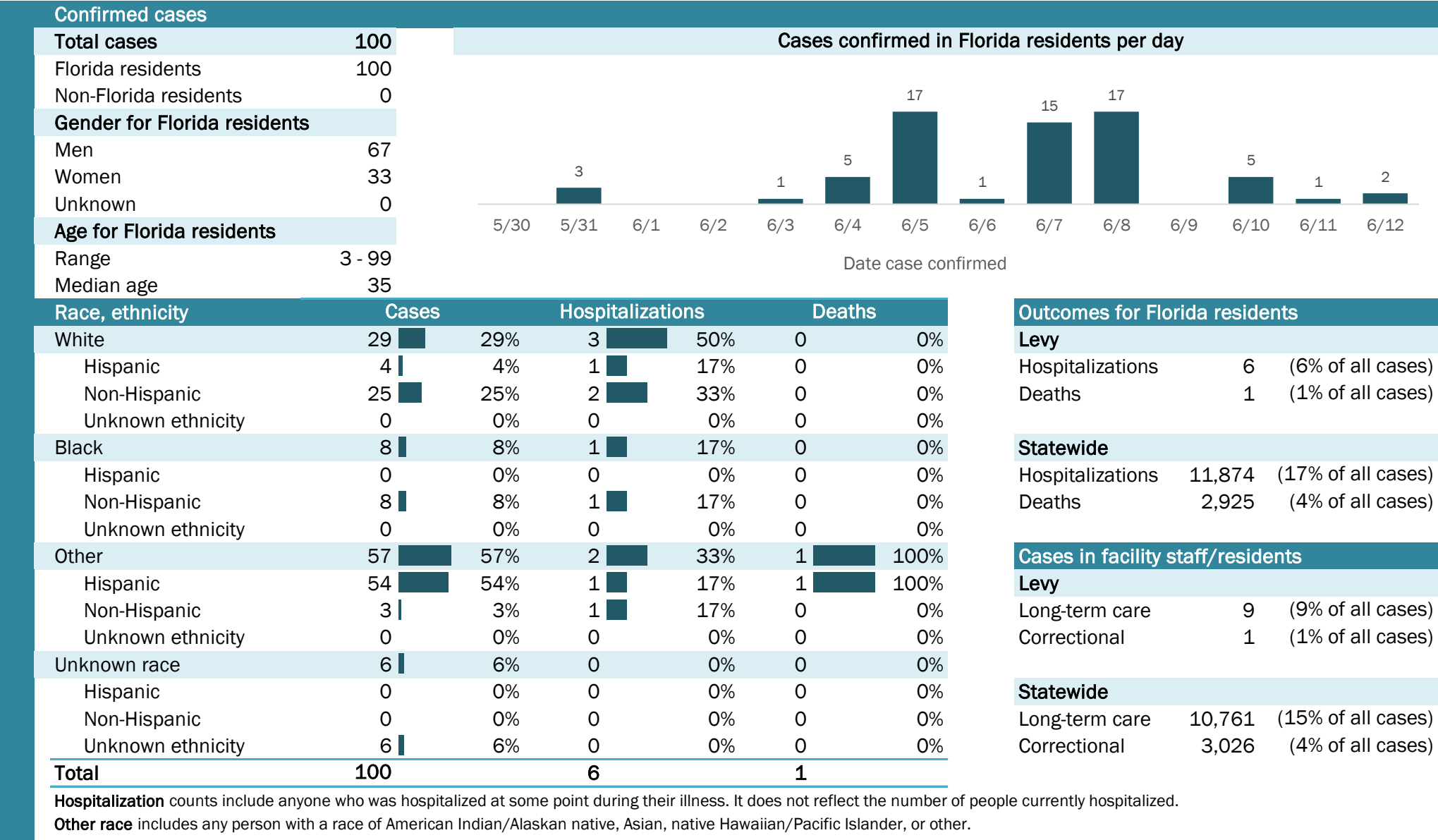


The Electronic Surveillance System for the Early Notification of Community-Based Epidemics (ESSENCE-FL) includes chief complaint data from 211 of 212 Florida EDs and 74 of 79 Florida FSEDs. Data are transmitted electronically to ESSENCE-FL daily or hourly.

Coronavirus: summary for Levy County

Data for Jun 13, 2020 (verified at 10 AM)

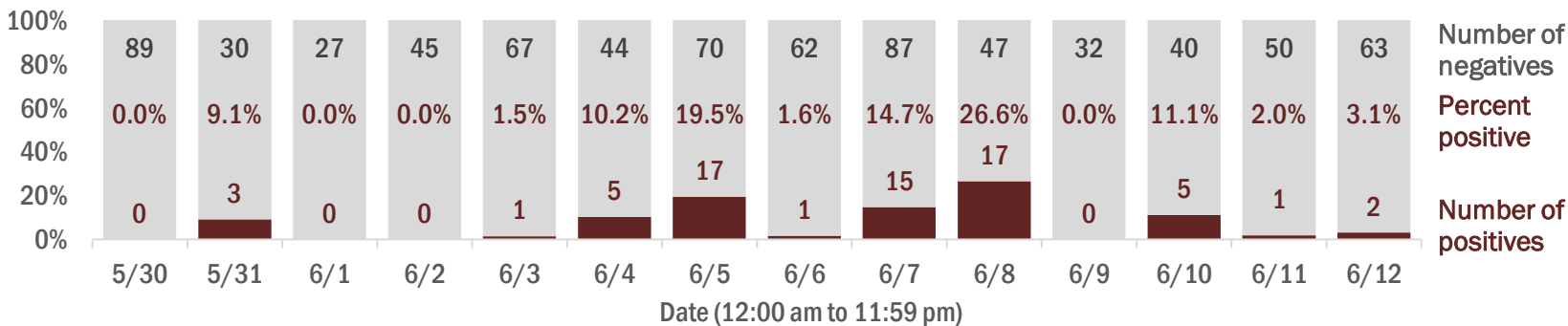
Data in this report are provisional and subject to change.



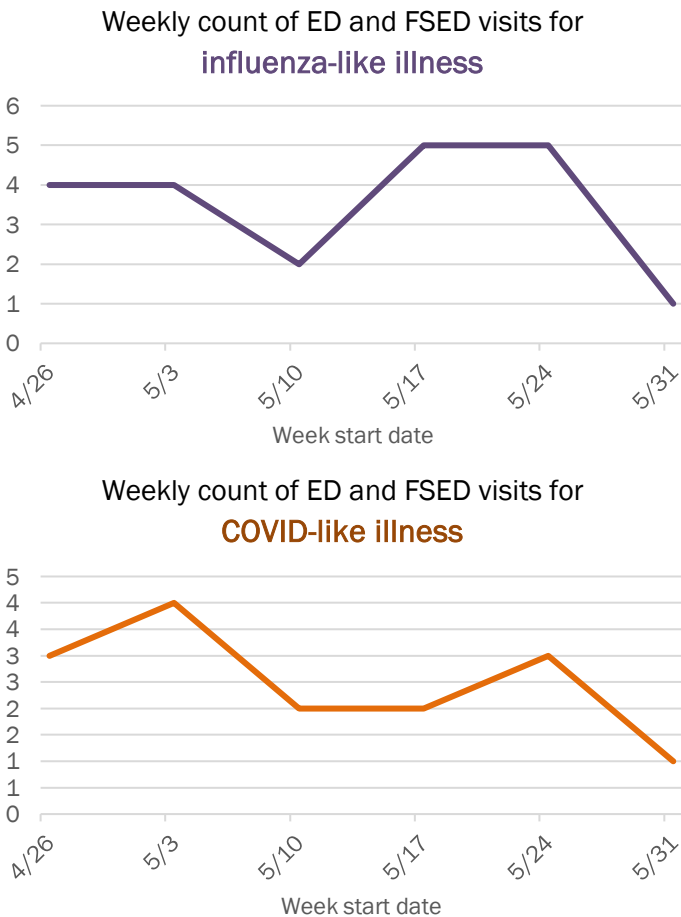
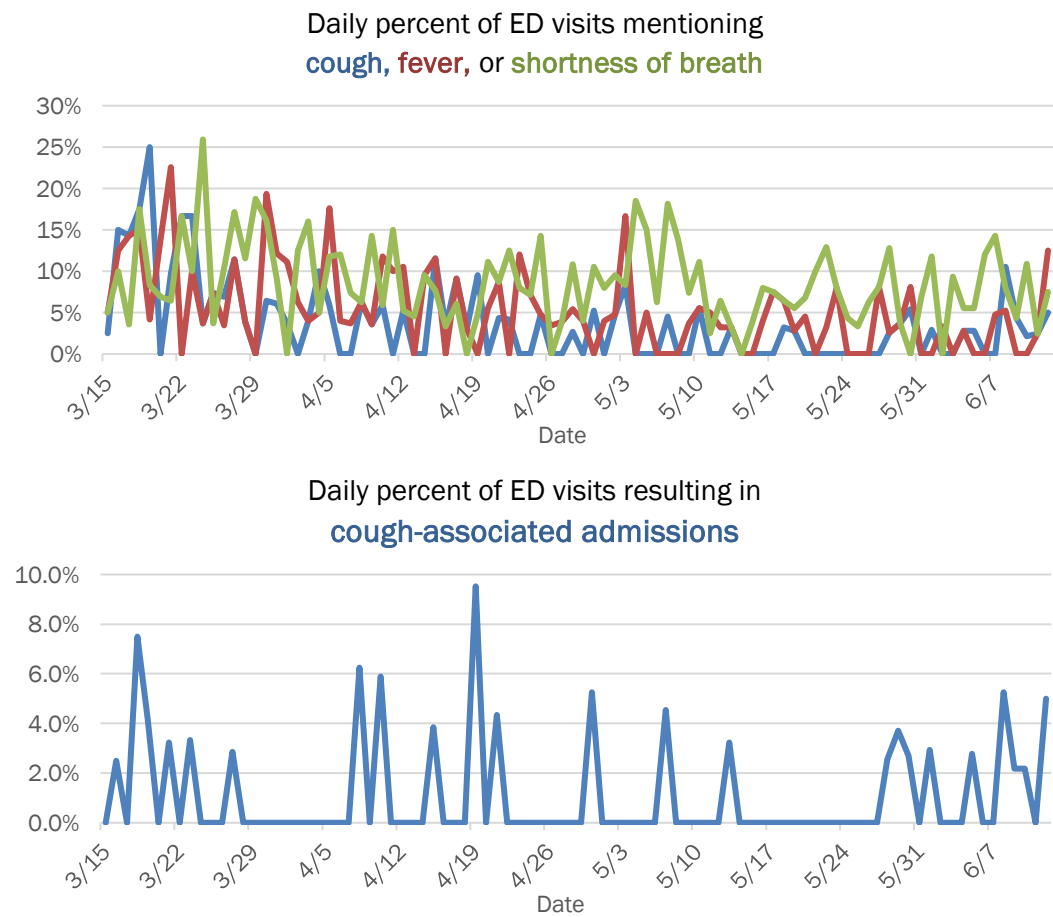
Laboratory testing for Florida residents and non-Florida residents over the past 2 weeks

Number and percent of positive labs

These counts include the number of people for whom the department received laboratory results by day. This percent is the number of people who test positive for the first time divided by all the people tested that day, excluding people who have previously tested positive.



Emergency department (ED) and freestanding ED (FSED) chief complaint and admission data for Levy County



The Electronic Surveillance System for the Early Notification of Community-Based Epidemics (ESSENCE-FL) includes chief complaint data from 211 of 212 Florida EDs and 74 of 79 Florida FSEDs. Data are transmitted electronically to ESSENCE-FL daily or hourly.

Coronavirus: summary for Liberty County

Data for Jun 13, 2020 (verified at 10 AM)

Data in this report are provisional and subject to change.

Confirmed cases

Total cases218

Florida residents218

Non-Florida residents0

Gender for Florida residents

Men213

Women5

Unknown0

Age for Florida residents

Range20 - 73

Median age41

Cases confirmed in Florida residents per day

5

5/305/316/16/26/36/46/56/66/76/86/96/106/116/12

Date case confirmed

Race, ethnicity	Cases	Hospitalizations	Deaths
White	11553%	00%	00%
Hispanic	63%	00%	00%
Non-Hispanic	5023%	00%	00%
Unknown ethnicity	5927%	00%	00%
Black	9644%	00%	00%
Hispanic	00%	00%	00%
Non-Hispanic	8137%	00%	00%
Unknown ethnicity	157%	00%	00%
Other	52%	1100%	1100%
Hispanic	10%	00%	00%
Non-Hispanic	10%	1100%	1100%
Unknown ethnicity	31%	00%	00%
Unknown race	21%	00%	00%
Hispanic	00%	00%	00%
Non-Hispanic	00%	00%	00%
Unknown ethnicity	21%	00%	00%
Total	218	1	1

Hospitalization

counts include anyone who was hospitalized at some point during their illness. It does not reflect the number of people currently hospitalized.

Other race

includes any person with a race of American Indian/Alaskan native, Asian, native Hawaiian/Pacific Islander, or other.

Outcomes for Florida residents

Liberty

Hospitalizations1(0% of all cases)

Deaths1(0% of all cases)

Statewide

Hospitalizations11,874(17% of all cases)

Deaths2,925(4% of all cases)

Cases in facility staff/residents

Liberty

Long-term care3(1% of all cases)

Correctional211(97% of all cases)

Statewide

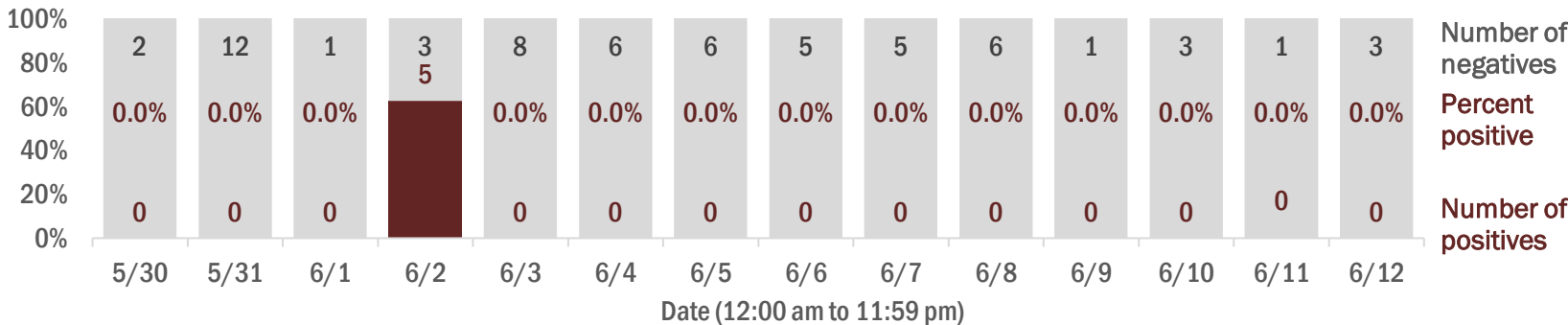
Long-term care10,761(15% of all cases)

Correctional3,026(4% of all cases)

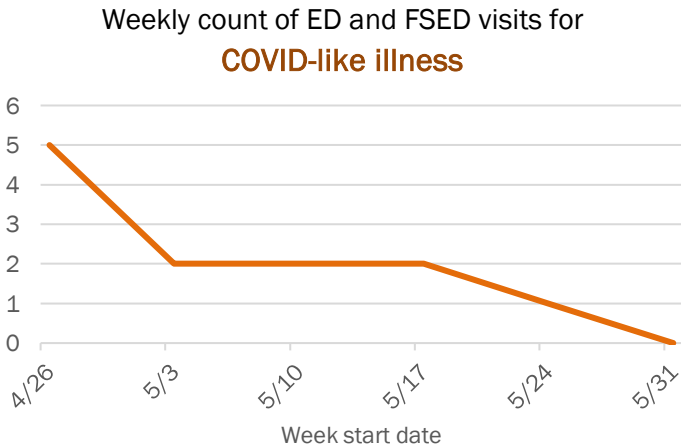
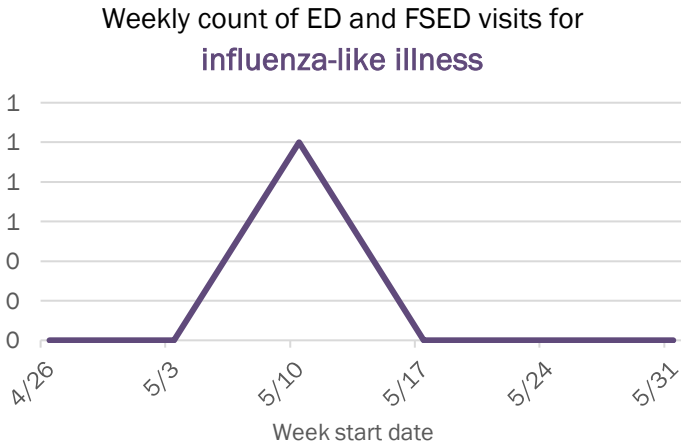
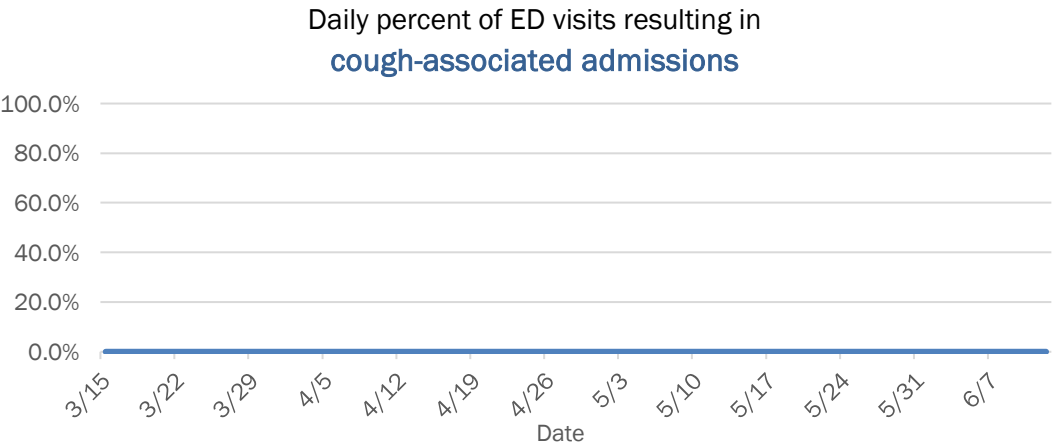
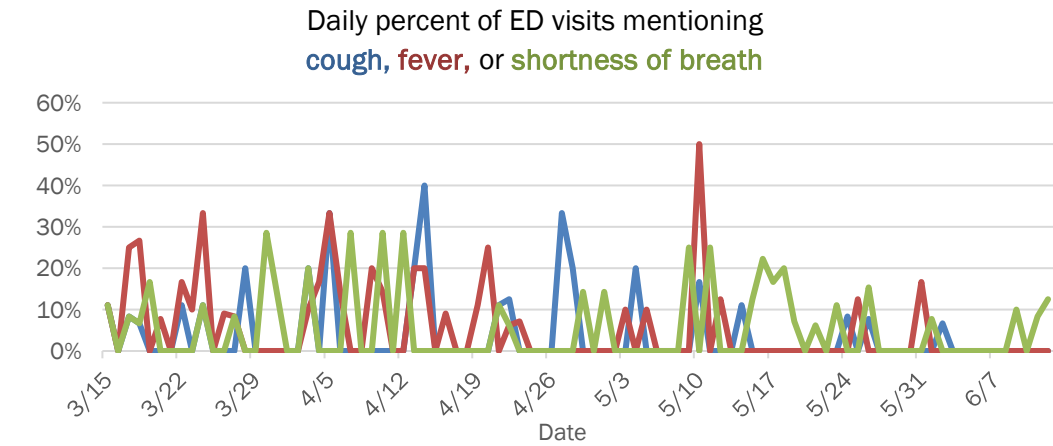
Laboratory testing for Florida residents and non-Florida residents over the past 2 weeks

Number and percent of positive labs

These counts include the number of people for whom the department received laboratory results by day. This percent is the number of people who test positive for the first time divided by all the people tested that day, excluding people who have previously tested positive.



Emergency department (ED) and freestanding ED (FSED) chief complaint and admission data for Liberty County

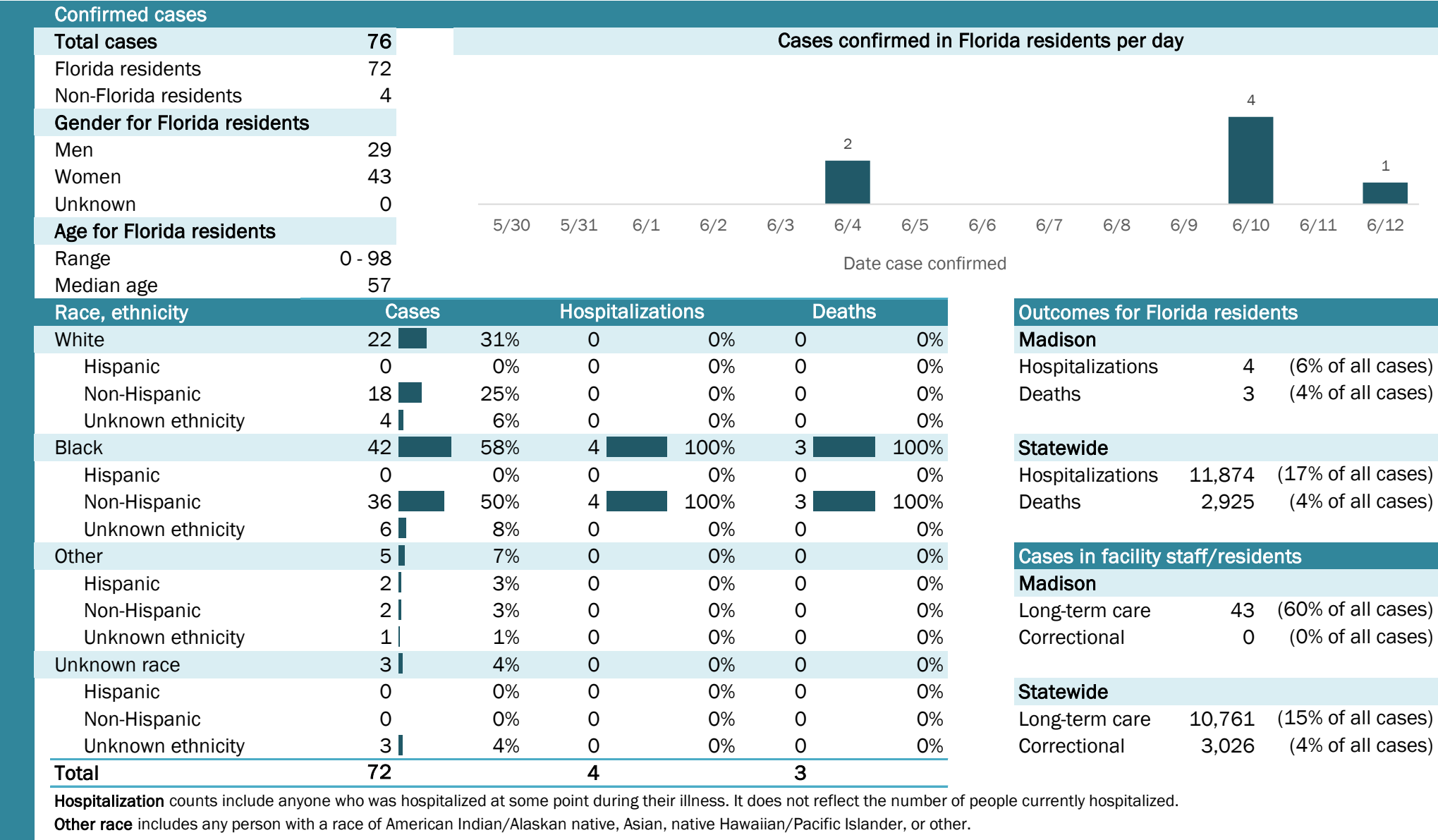


The Electronic Surveillance System for the Early Notification of Community-Based Epidemics (ESSENCE-FL) includes chief complaint data from 211 of 212 Florida EDs and 74 of 79 Florida FSEDs. Data are transmitted electronically to ESSENCE-FL daily or hourly.

Coronavirus: summary for Madison County

Data for Jun 13, 2020 (verified at 10 AM)

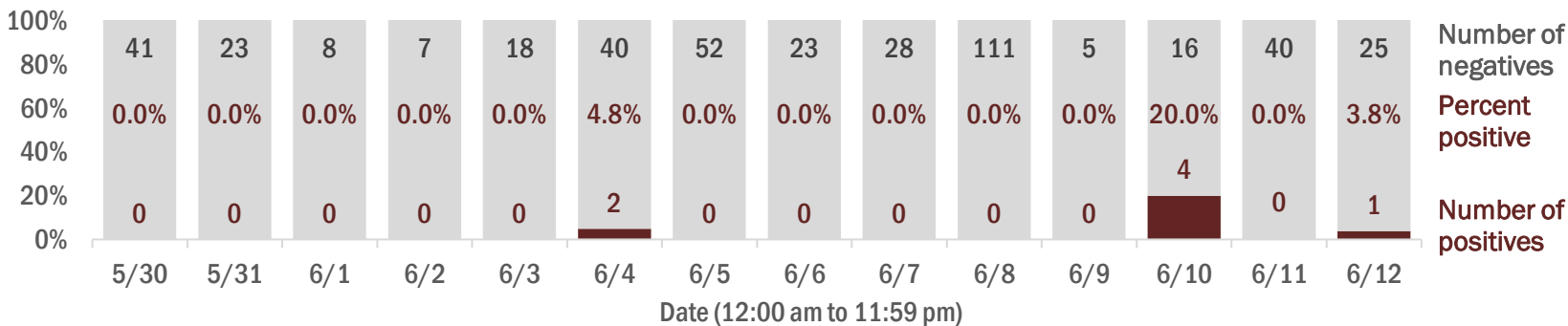
Data in this report are provisional and subject to change.



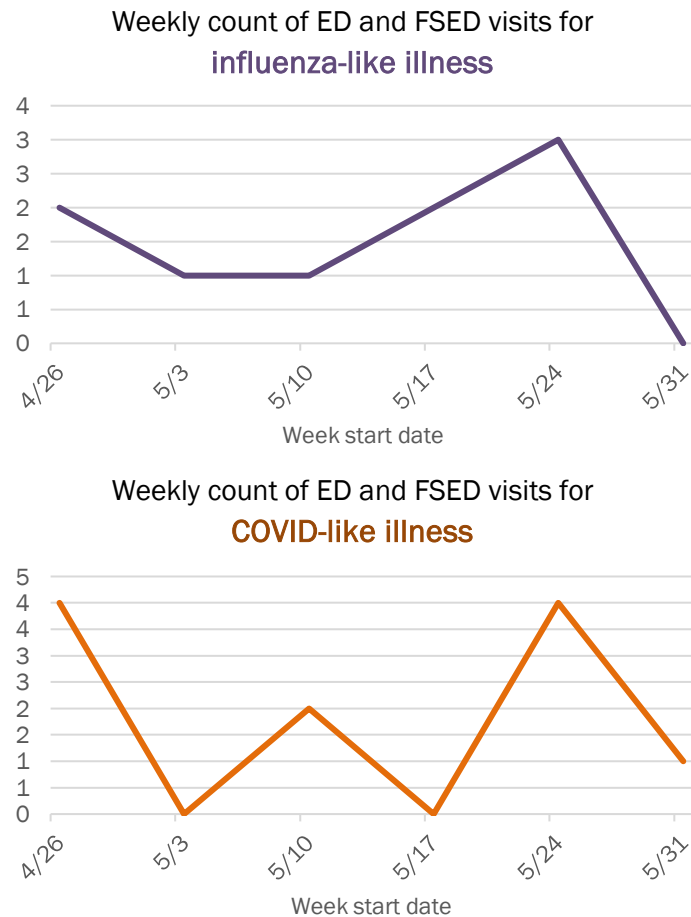
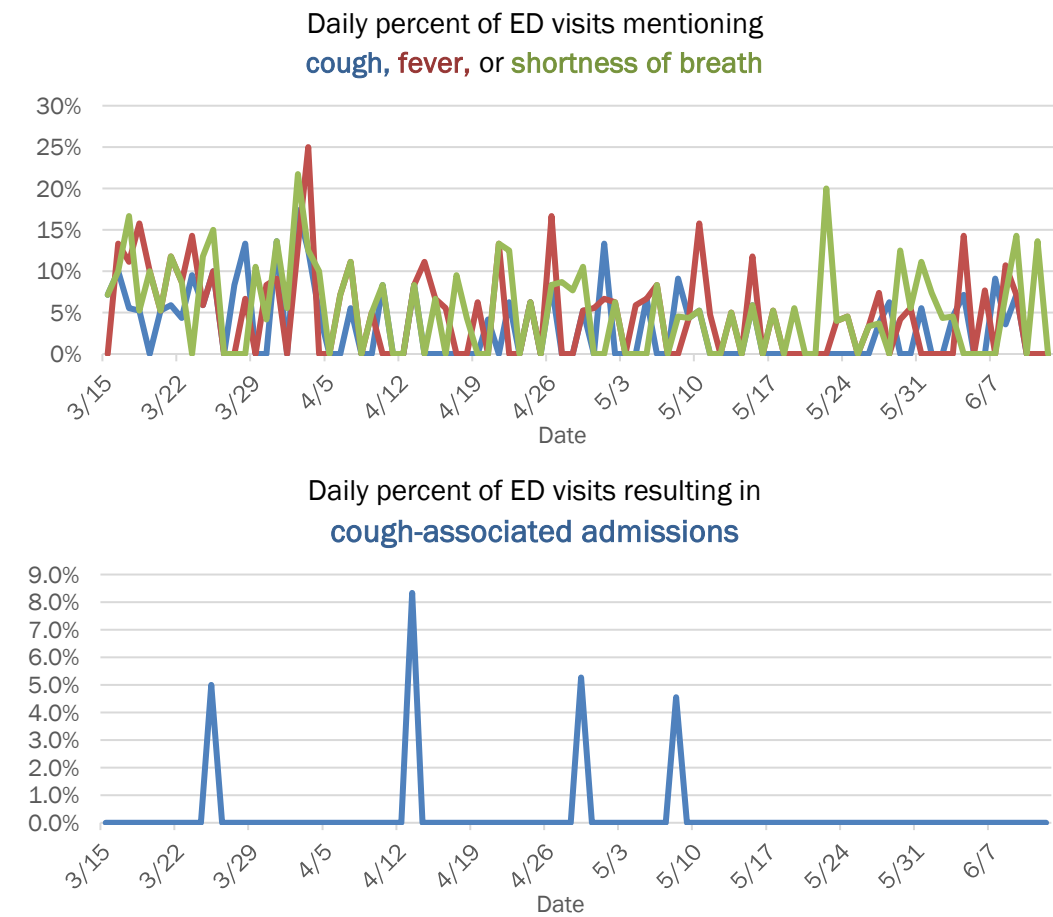
Laboratory testing for Florida residents and non-Florida residents over the past 2 weeks

Number and percent of positive labs

These counts include the number of people for whom the department received laboratory results by day. This percent is the number of people who test positive for the first time divided by all the people tested that day, excluding people who have previously tested positive.



Emergency department (ED) and freestanding ED (FSED) chief complaint and admission data for Madison County

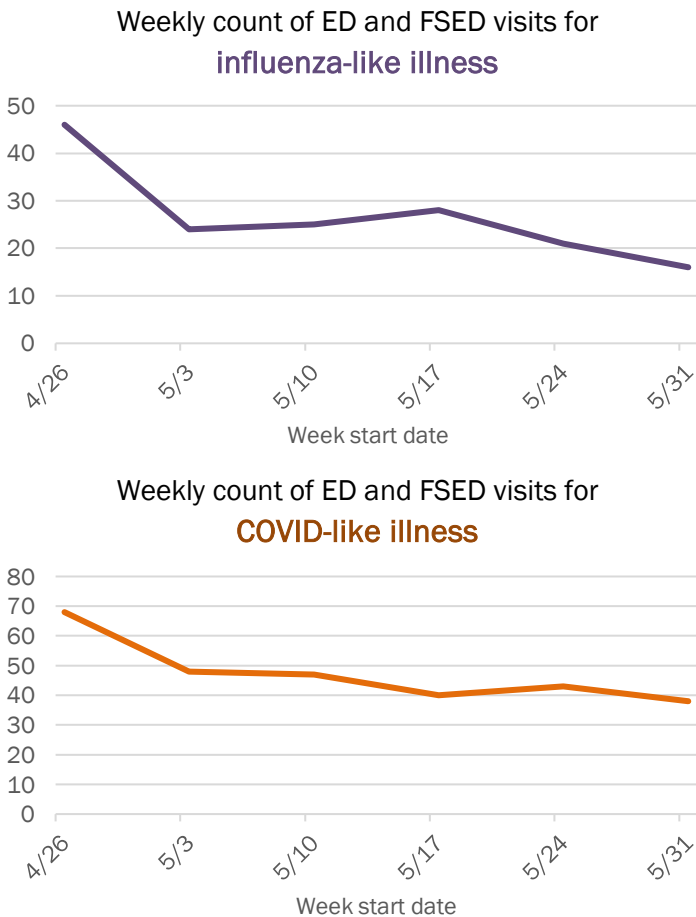
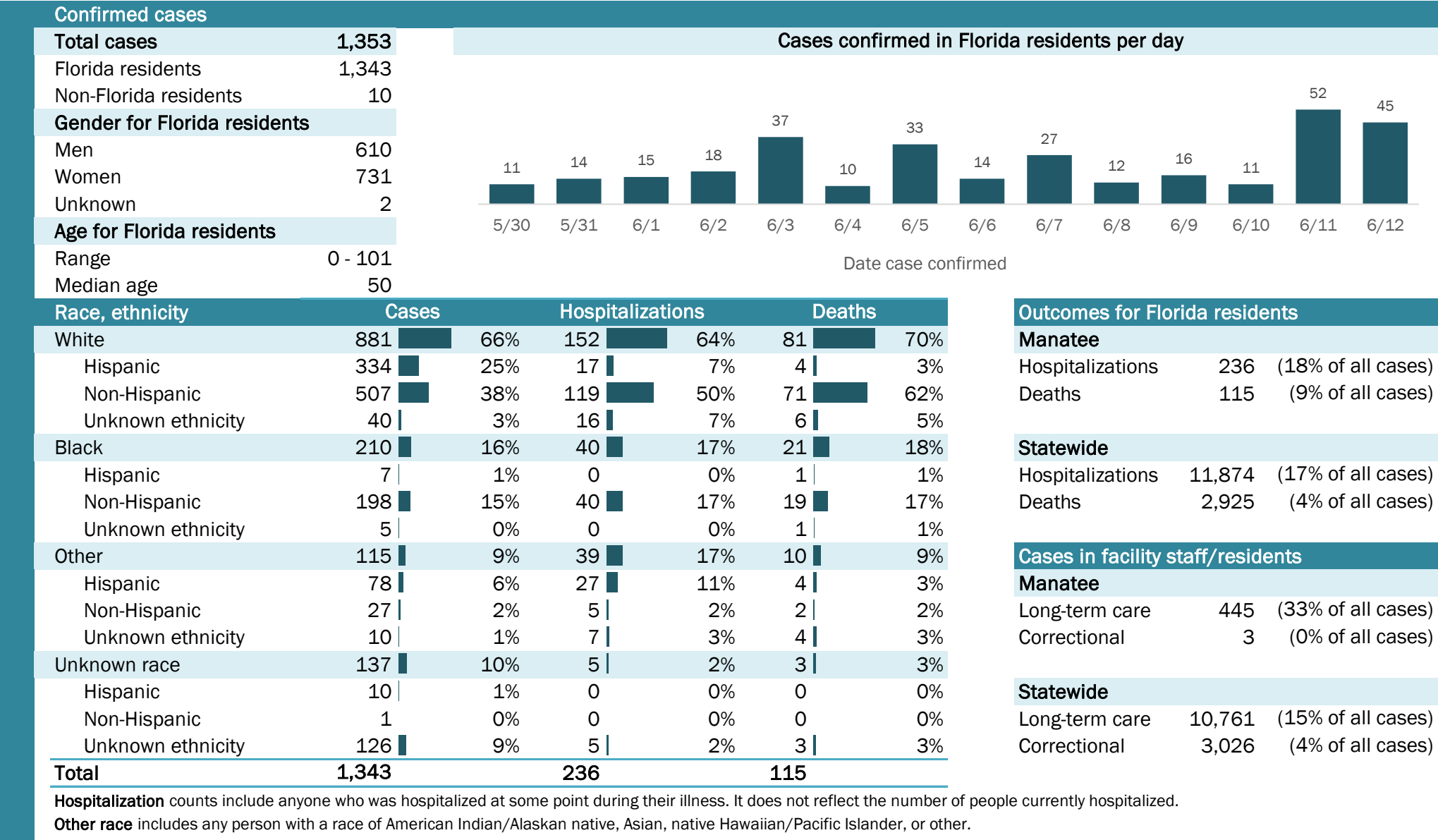


The Electronic Surveillance System for the Early Notification of Community-Based Epidemics (ESSENCE-FL) includes chief complaint data from 211 of 212 Florida EDs and 74 of 79 Florida FSEDs. Data are transmitted electronically to ESSENCE-FL daily or hourly.

Coronavirus: summary for Manatee County

Data for Jun 13, 2020 (verified at 10 AM)

Data in this report are provisional and subject to change.



Weekly count of ED and FSED visits for

COVID-like illness

80

70

60

50

40

30

20

10

0

4/26

5/3

5/10

5/17

5/24

5/31

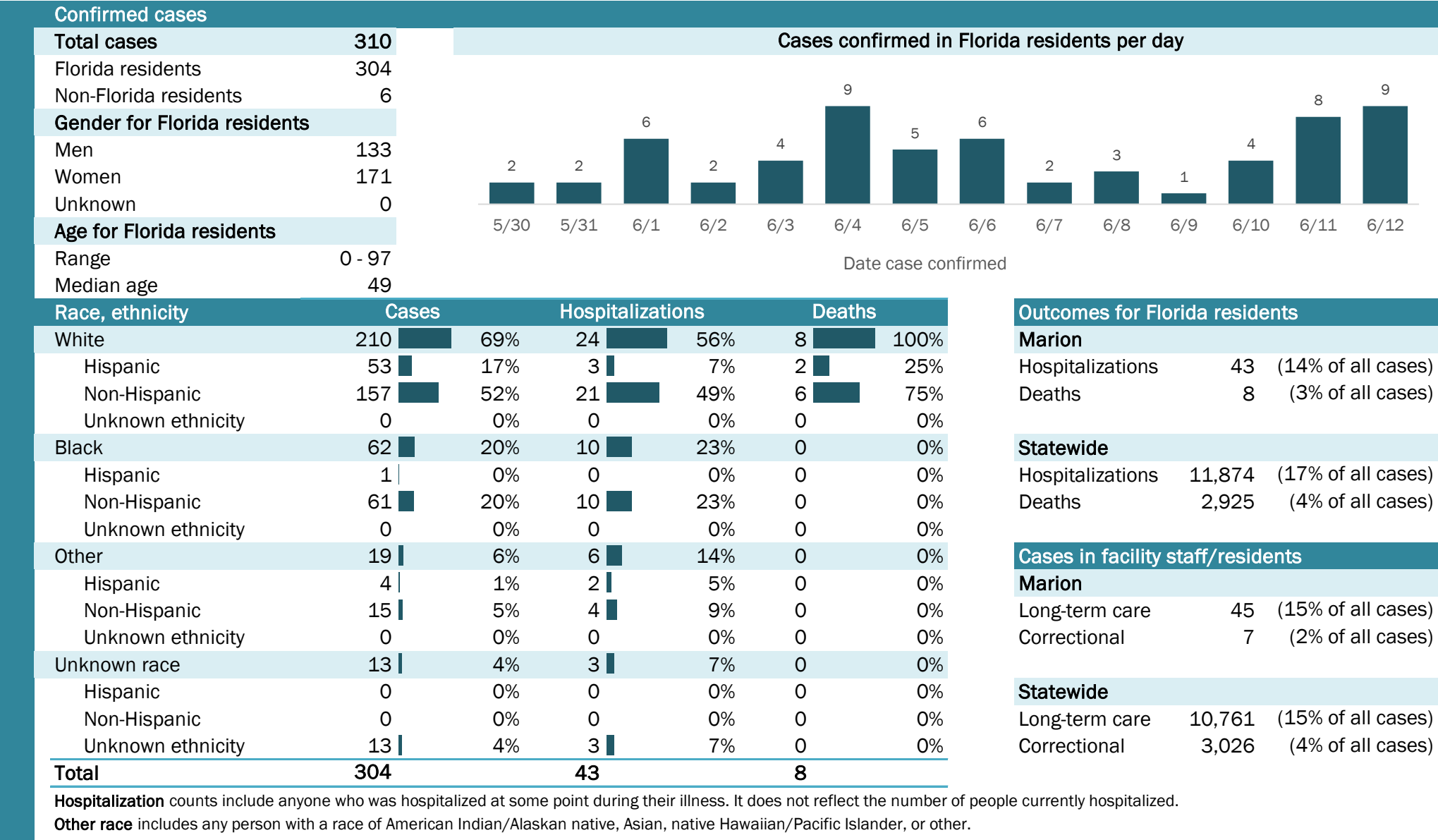
Week start date

The Electronic Surveillance System for the Early Notification of Community-Based Epidemics (ESSENCE-FL) includes chief complaint data from 211 of 212 Florida EDs and 74 of 79 Florida FSEDs. Data are transmitted electronically to ESSENCE-FL daily or hourly.

Coronavirus: summary for Marion County

Data for Jun 13, 2020 (verified at 10 AM)

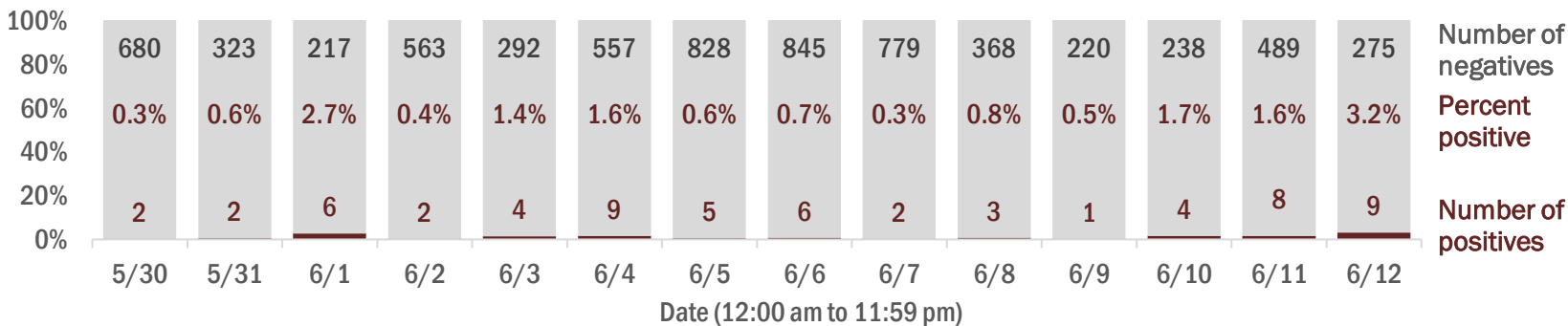
Data in this report are provisional and subject to change.



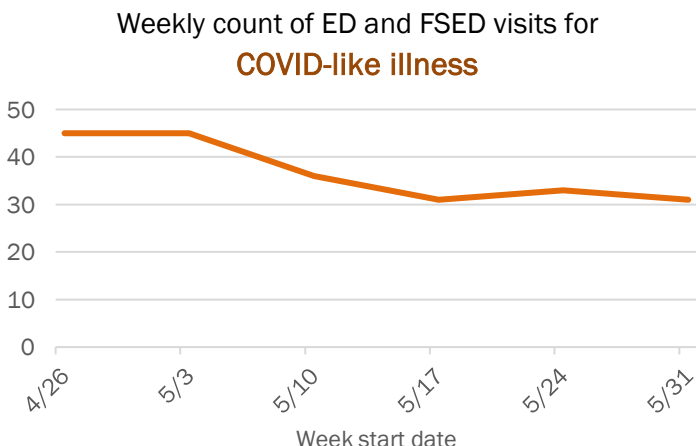
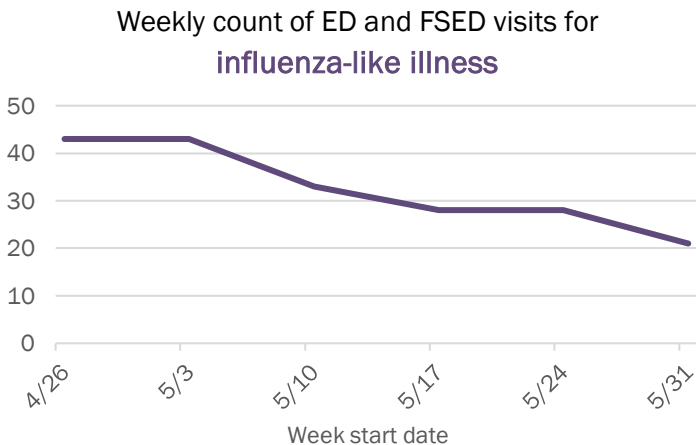
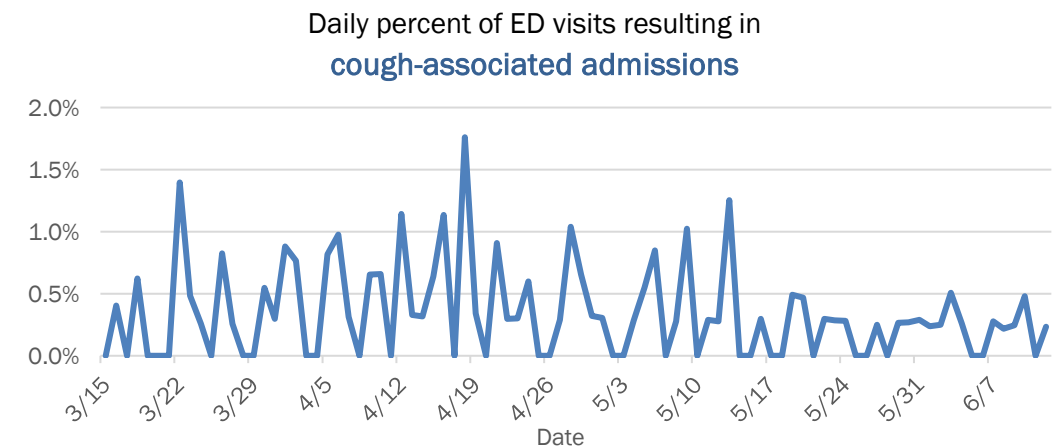
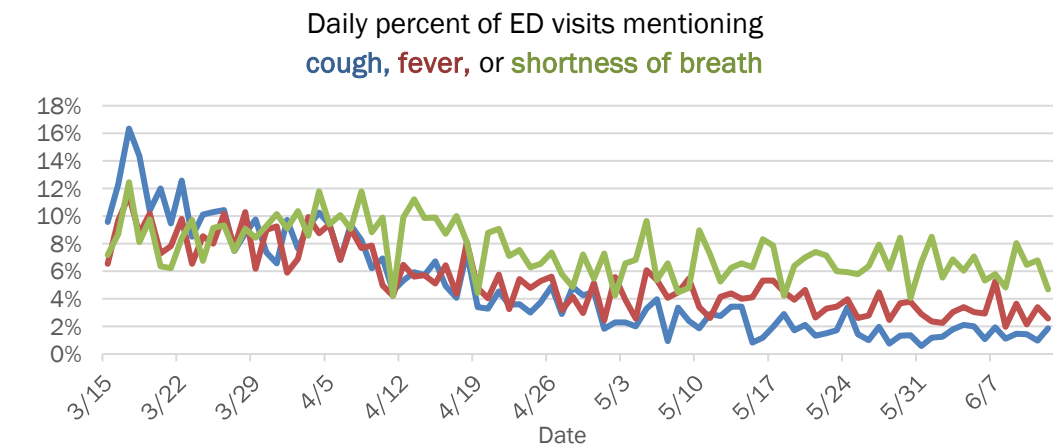
Laboratory testing for Florida residents and non-Florida residents over the past 2 weeks

Number and percent of positive labs

These counts include the number of people for whom the department received laboratory results by day. This percent is the number of people who test positive for the first time divided by all the people tested that day, excluding people who have previously tested positive.



Emergency department (ED) and freestanding ED (FSED) chief complaint and admission data for Marion County

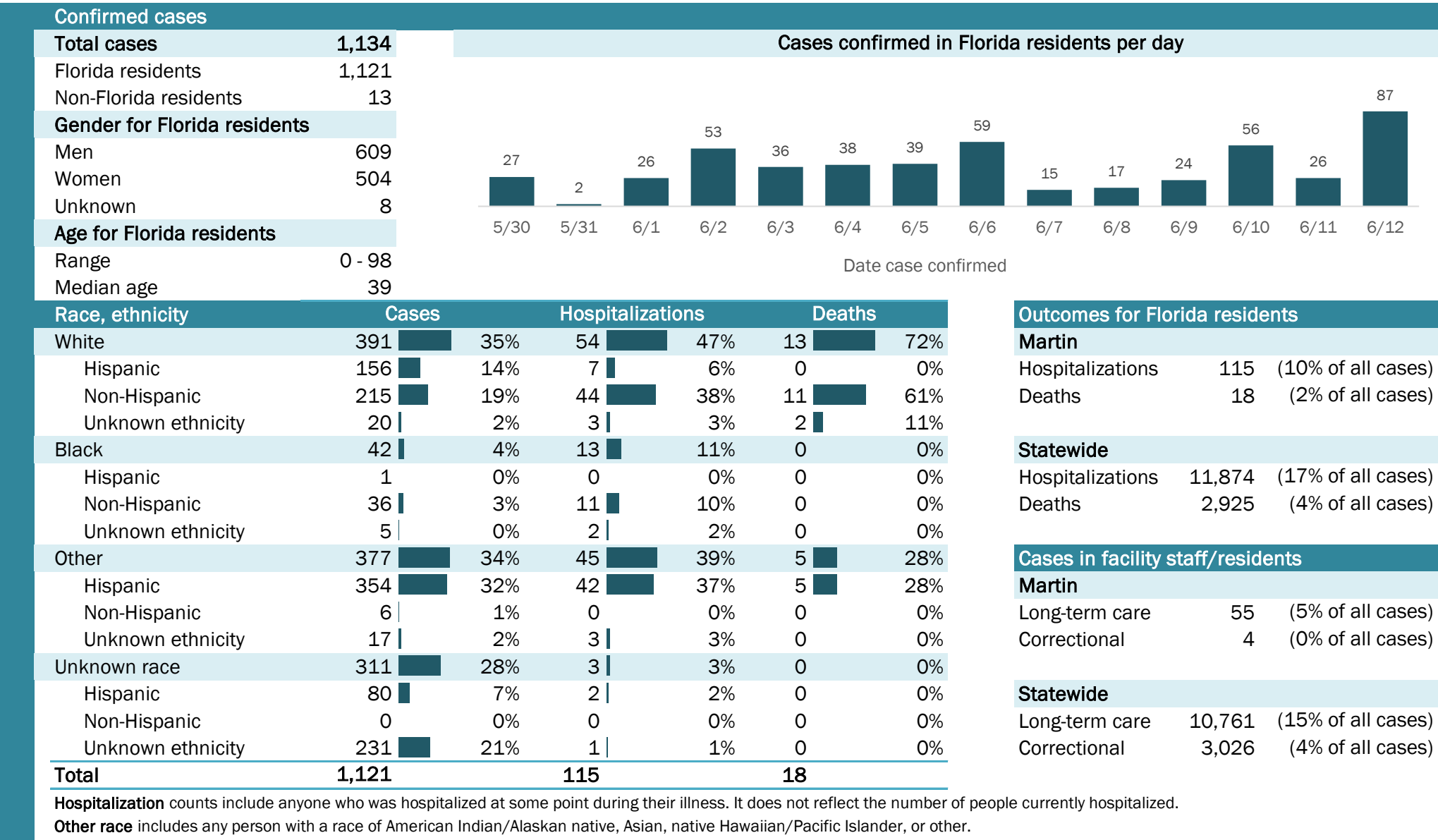


The Electronic Surveillance System for the Early Notification of Community-Based Epidemics (ESSENCE-FL) includes chief complaint data from 211 of 212 Florida EDs and 74 of 79 Florida FSEDs. Data are transmitted electronically to ESSENCE-FL daily or hourly.

Coronavirus: summary for Martin County

Data for Jun 13, 2020 (verified at 10 AM)

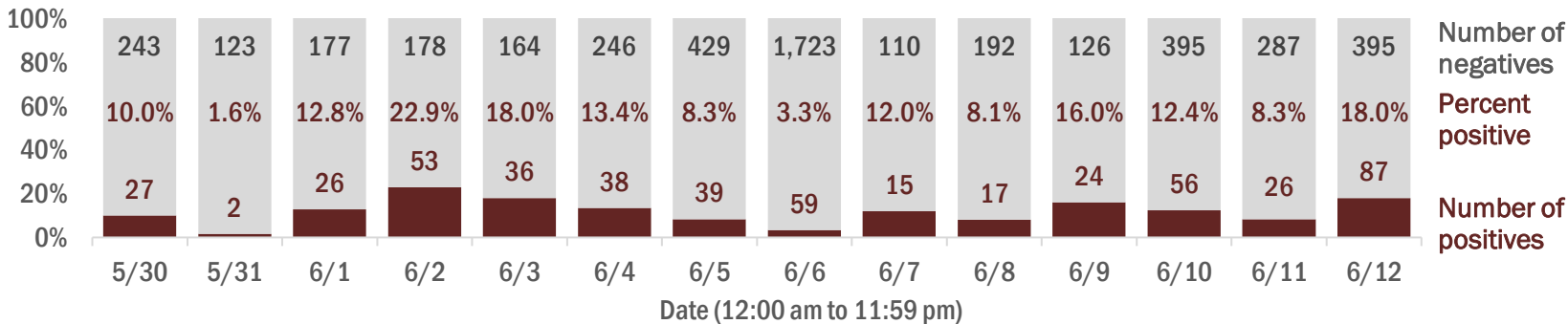
Data in this report are provisional and subject to change.



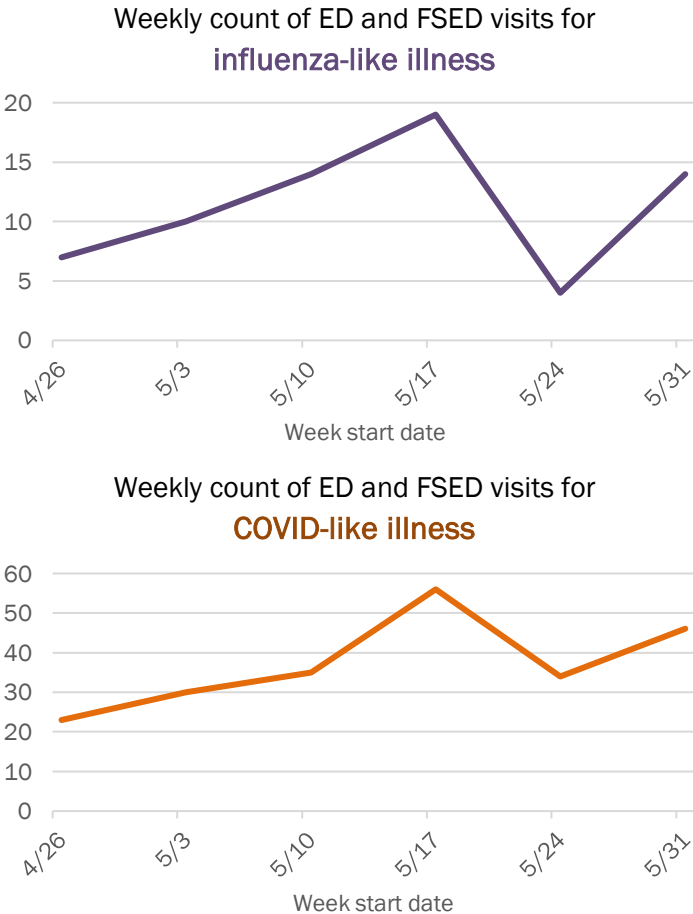
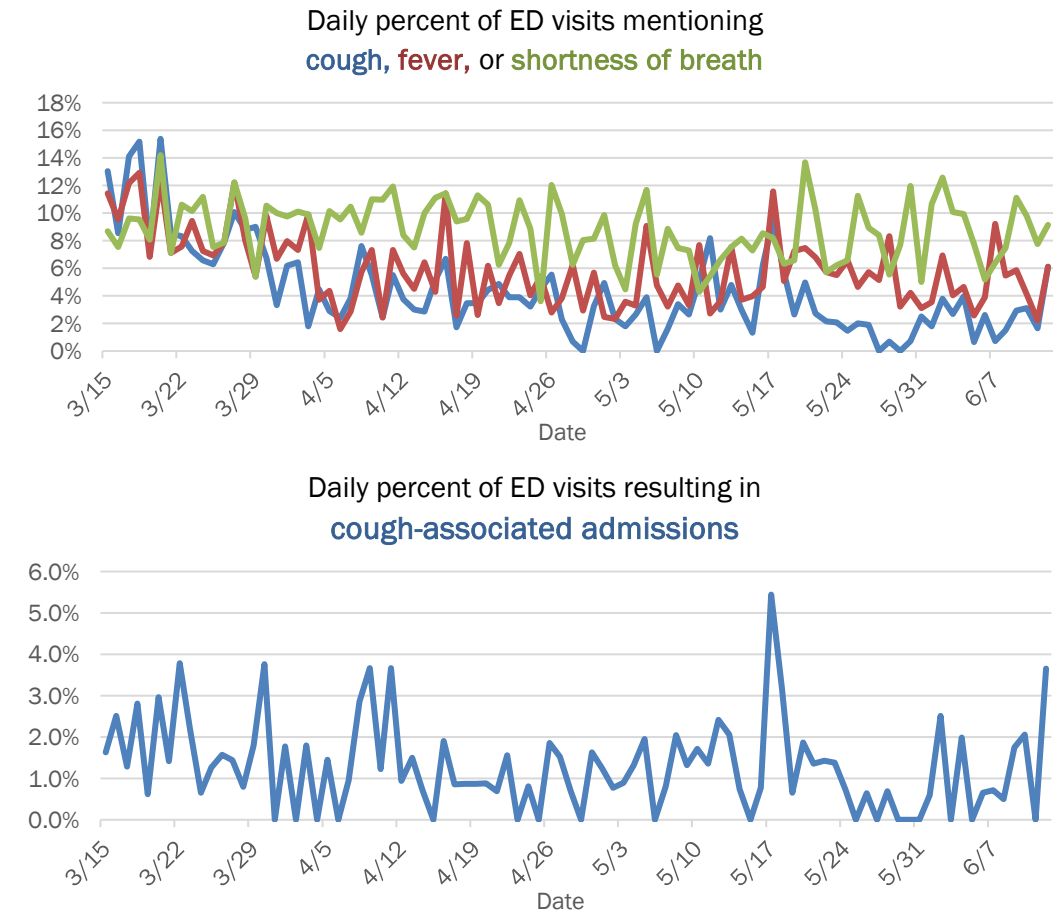
Laboratory testing for Florida residents and non-Florida residents over the past 2 weeks

Number and percent of positive labs

These counts include the number of people for whom the department received laboratory results by day. This percent is the number of people who test positive for the first time divided by all the people tested that day, excluding people who have previously tested positive.



Emergency department (ED) and freestanding ED (FSED) chief complaint and admission data for Martin County

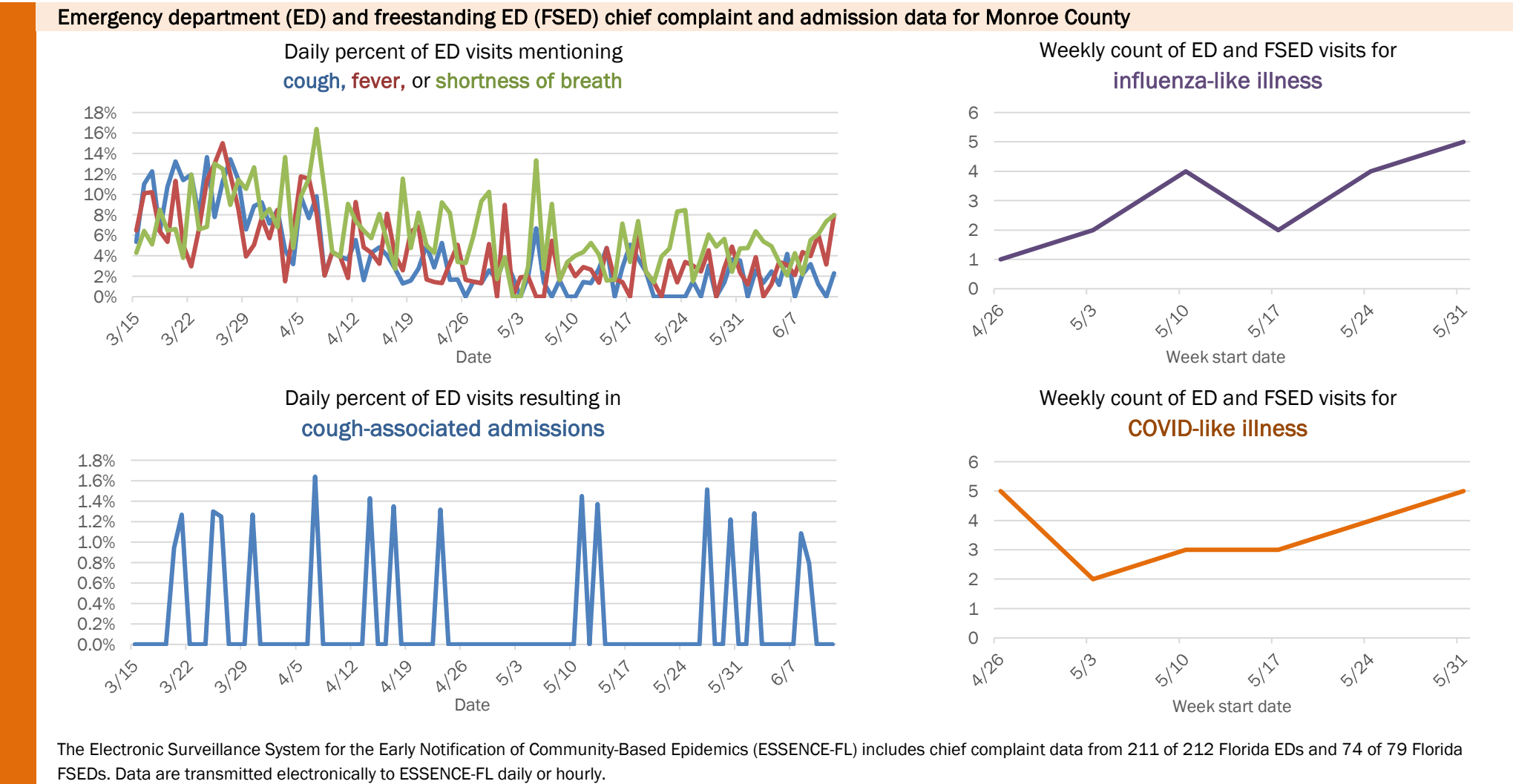
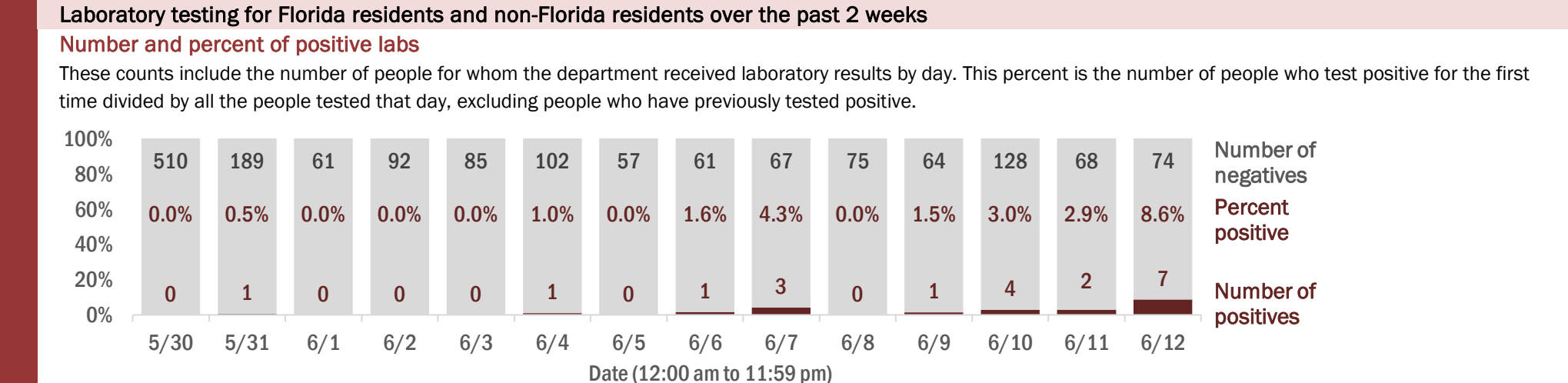
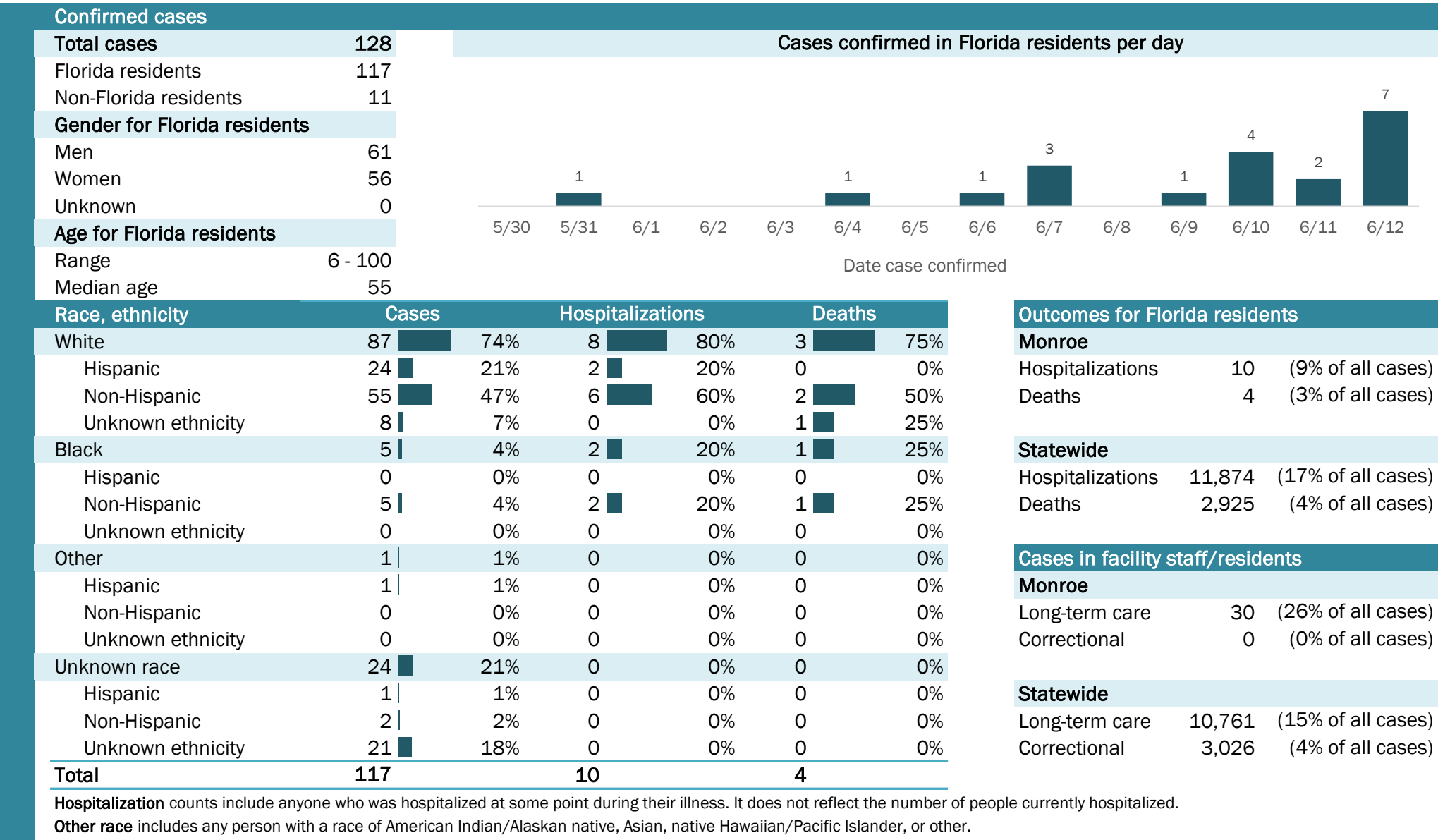


The Electronic Surveillance System for the Early Notification of Community-Based Epidemics (ESSENCE-FL) includes chief complaint data from 211 of 212 Florida EDs and 74 of 79 Florida FSEDs. Data are transmitted electronically to ESSENCE-FL daily or hourly.

Coronavirus: summary for Monroe County

Data for Jun 13, 2020 (verified at 10 AM)

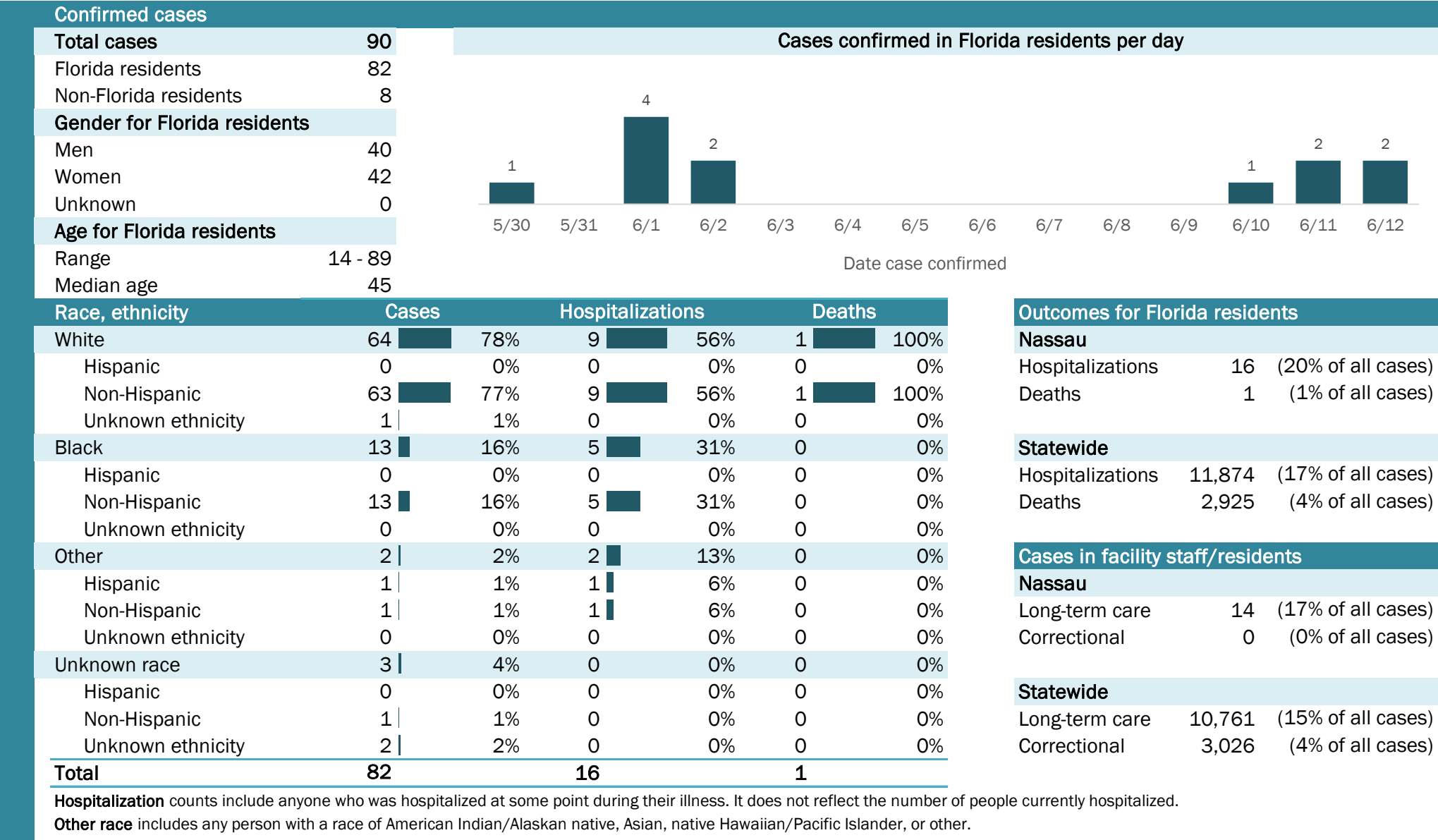
Data in this report are provisional and subject to change.



Coronavirus: summary for Nassau County

Data for Jun 13, 2020 (verified at 10 AM)

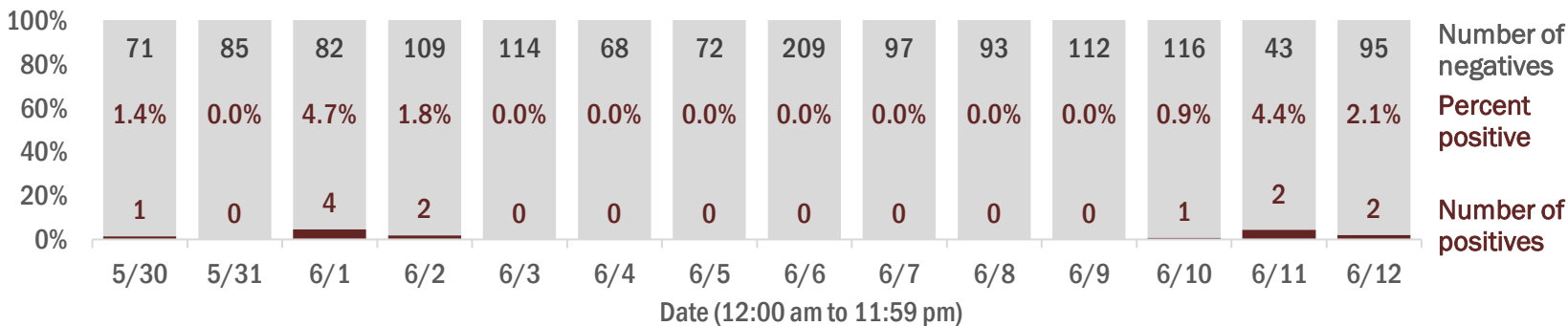
Data in this report are provisional and subject to change.



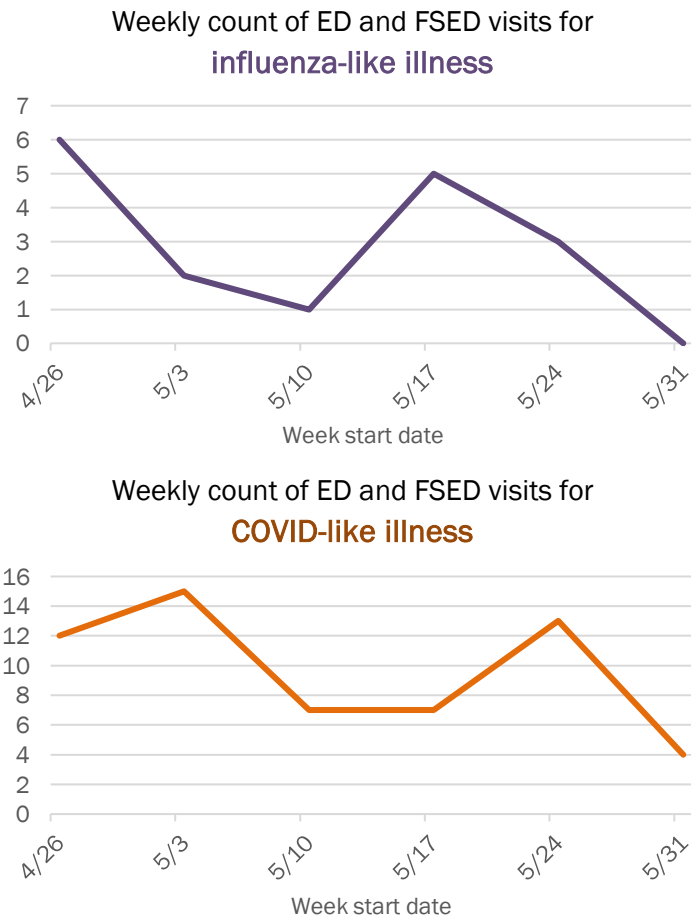
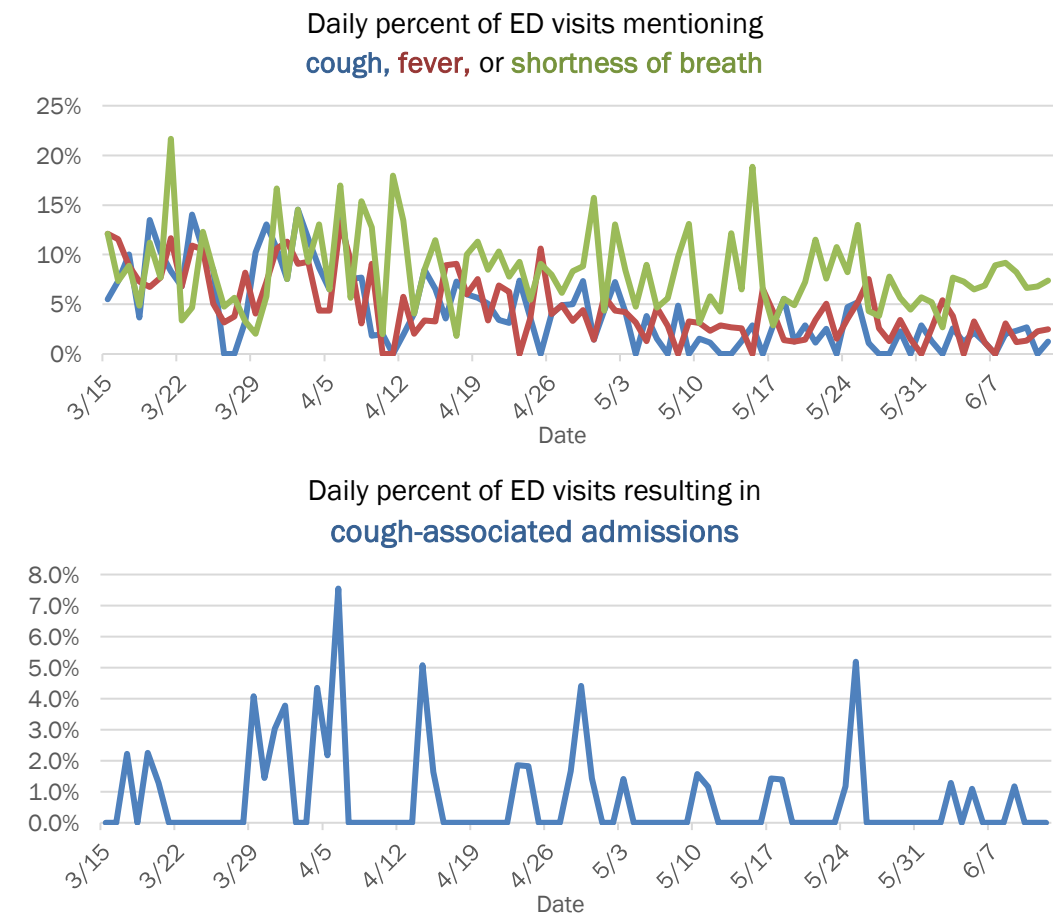
Laboratory testing for Florida residents and non-Florida residents over the past 2 weeks

Number and percent of positive labs

These counts include the number of people for whom the department received laboratory results by day. This percent is the number of people who test positive for the first time divided by all the people tested that day, excluding people who have previously tested positive.



Emergency department (ED) and freestanding ED (FSED) chief complaint and admission data for Nassau County

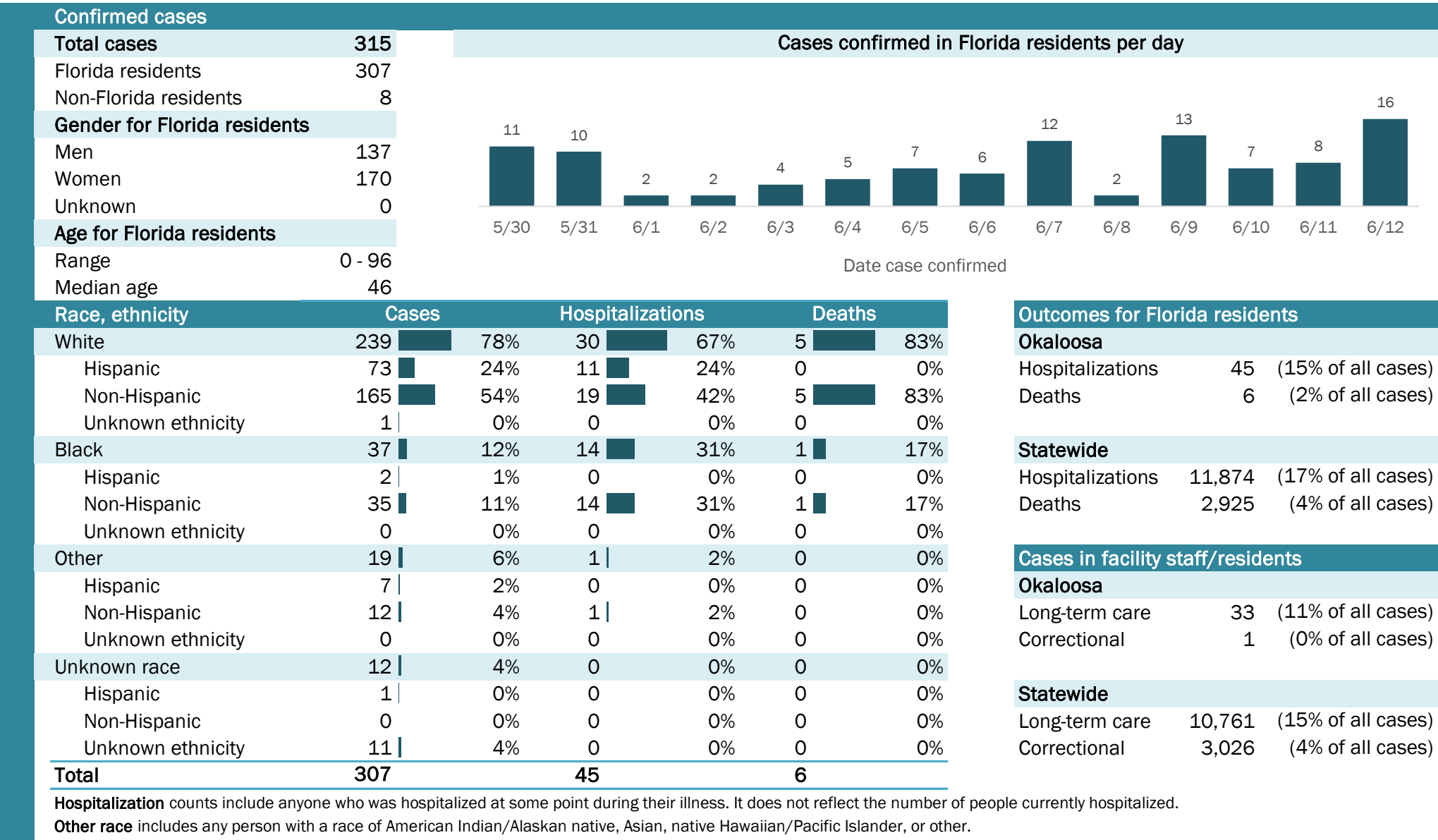


The Electronic Surveillance System for the Early Notification of Community-Based Epidemics (ESSENCE-FL) includes chief complaint data from 211 of 212 Florida EDs and 74 of 79 Florida FSEDs. Data are transmitted electronically to ESSENCE-FL daily or hourly.

Coronavirus: summary for Okaloosa County

Data for Jun 13, 2020 (verified at 10 AM)

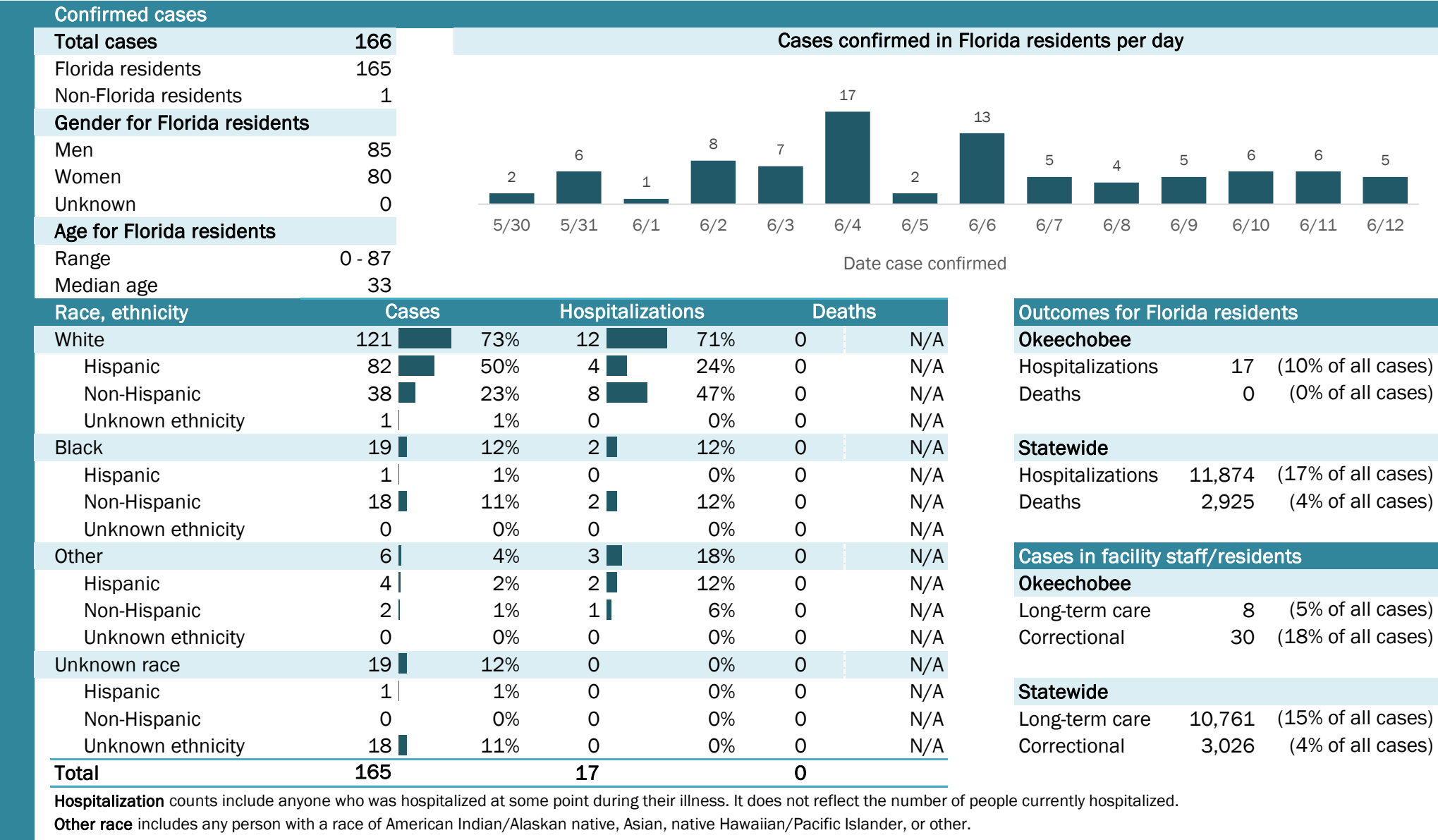
Data in this report are provisional and subject to change.



Coronavirus: summary for Okeechobee County

Data for Jun 13, 2020 (verified at 10 AM)

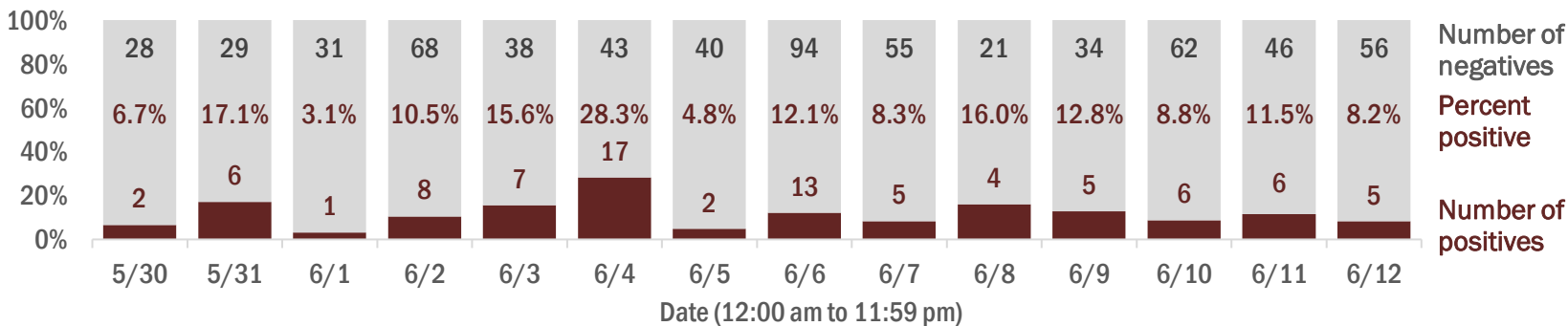
Data in this report are provisional and subject to change.



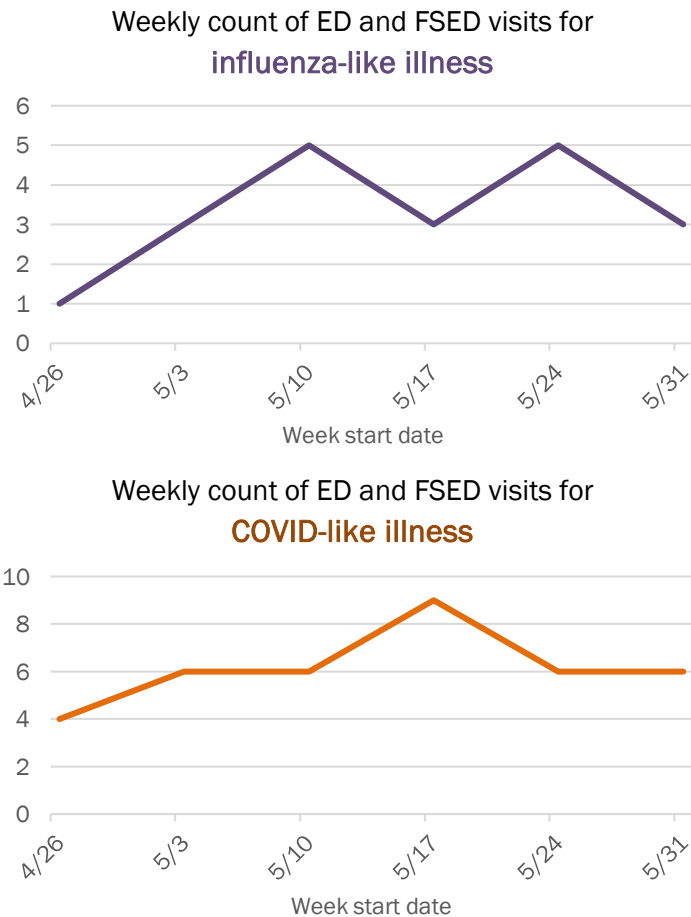
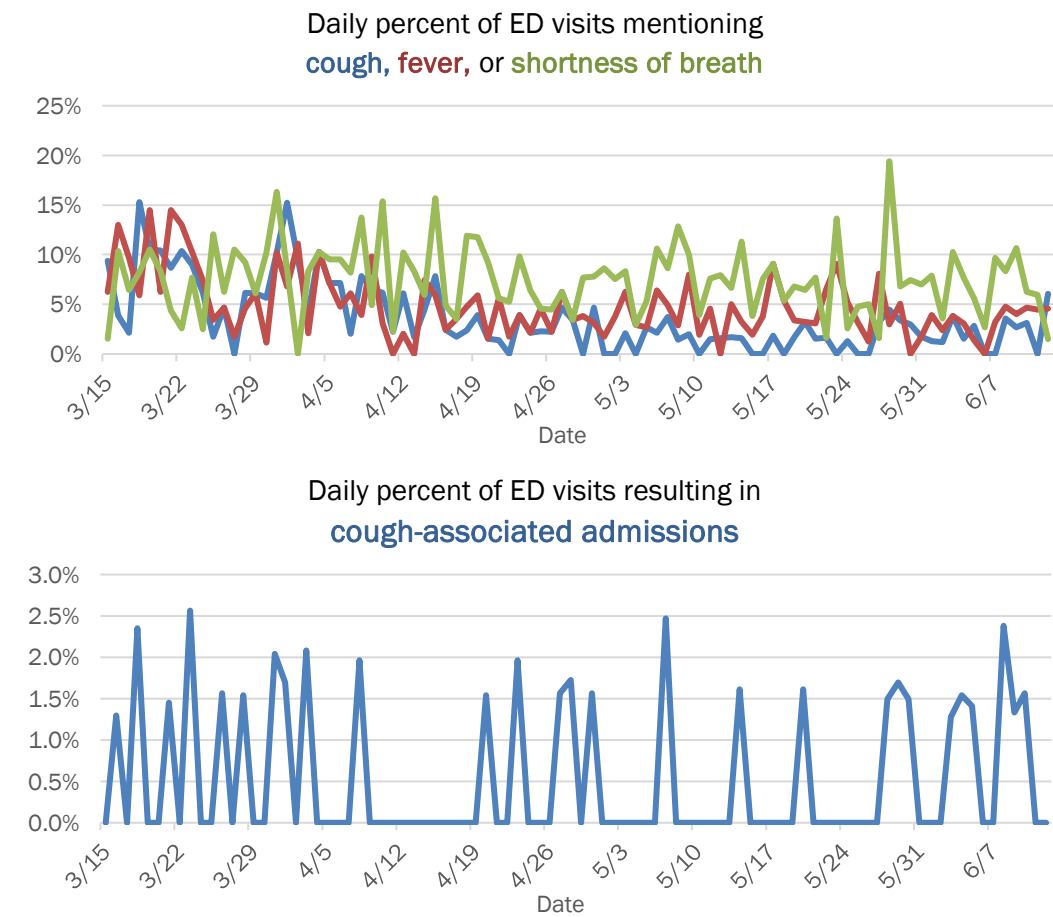
Laboratory testing for Florida residents and non-Florida residents over the past 2 weeks

Number and percent of positive labs

These counts include the number of people for whom the department received laboratory results by day. This percent is the number of people who test positive for the first time divided by all the people tested that day, excluding people who have previously tested positive.



Emergency department (ED) and freestanding ED (FSED) chief complaint and admission data for Okeechobee County

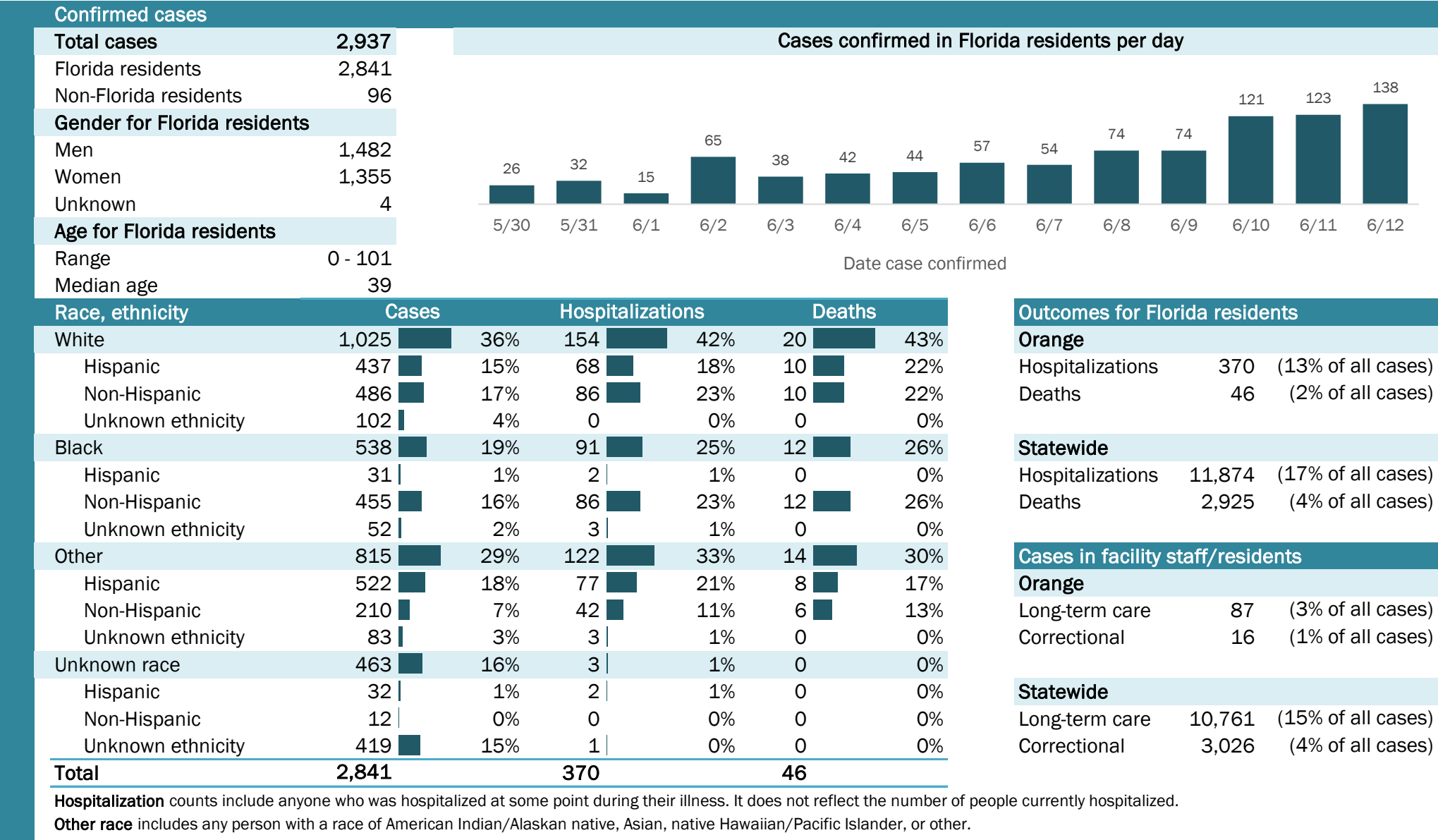


The Electronic Surveillance System for the Early Notification of Community-Based Epidemics (ESSENCE-FL) includes chief complaint data from 211 of 212 Florida EDs and 74 of 79 Florida FSEDs. Data are transmitted electronically to ESSENCE-FL daily or hourly.

Coronavirus: summary for Orange County

Data for Jun 13, 2020 (verified at 10 AM)

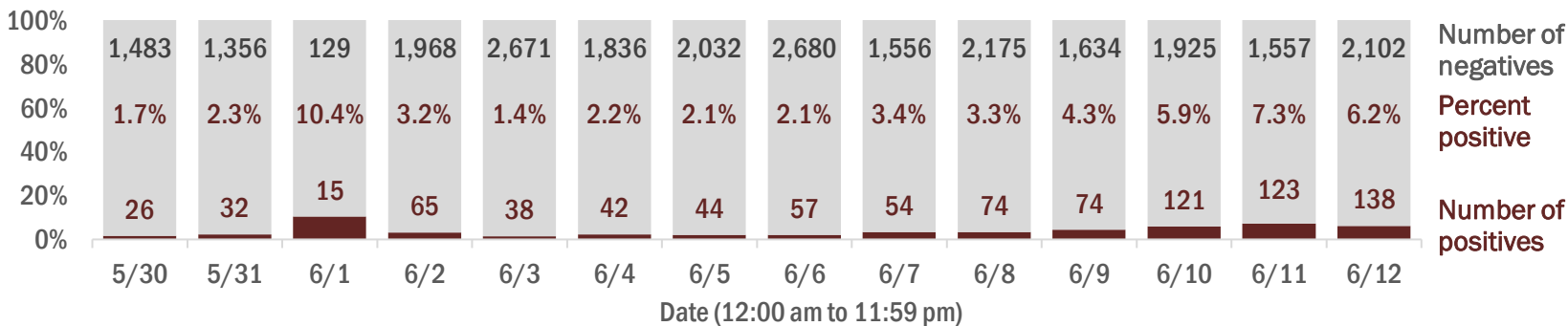
Data in this report are provisional and subject to change.



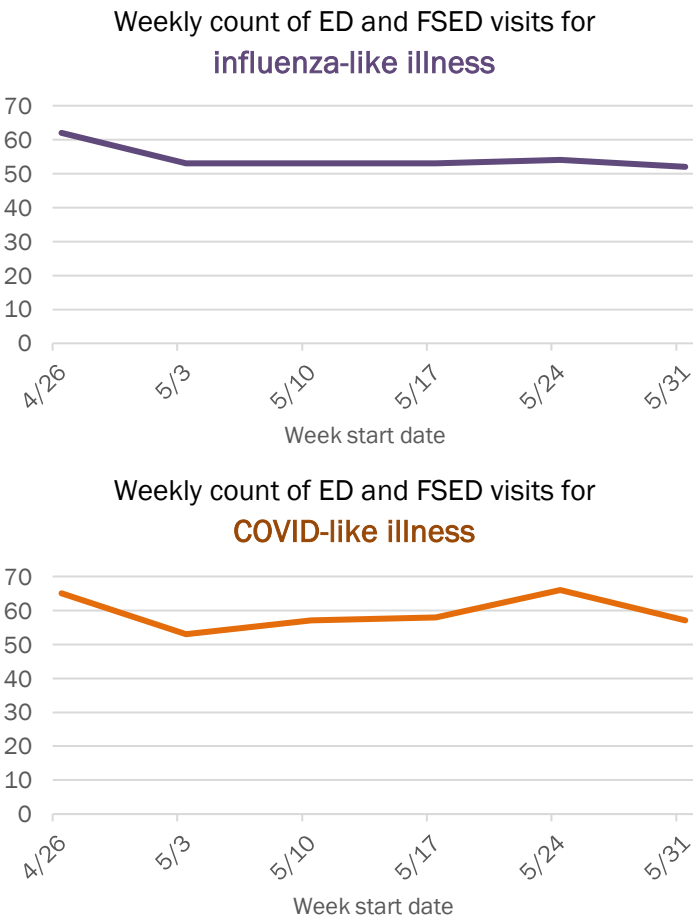
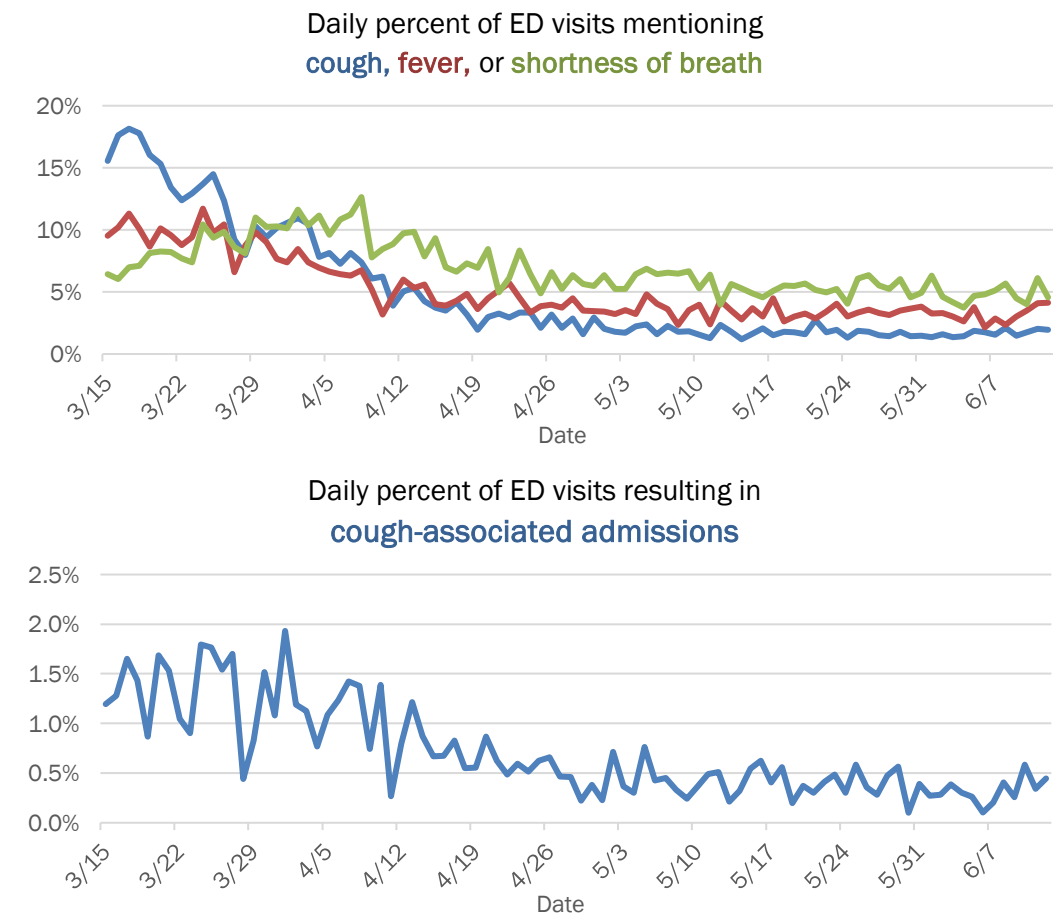
Laboratory testing for Florida residents and non-Florida residents over the past 2 weeks

Number and percent of positive labs

These counts include the number of people for whom the department received laboratory results by day. This percent is the number of people who test positive for the first time divided by all the people tested that day, excluding people who have previously tested positive.



Emergency department (ED) and freestanding ED (FSED) chief complaint and admission data for Orange County

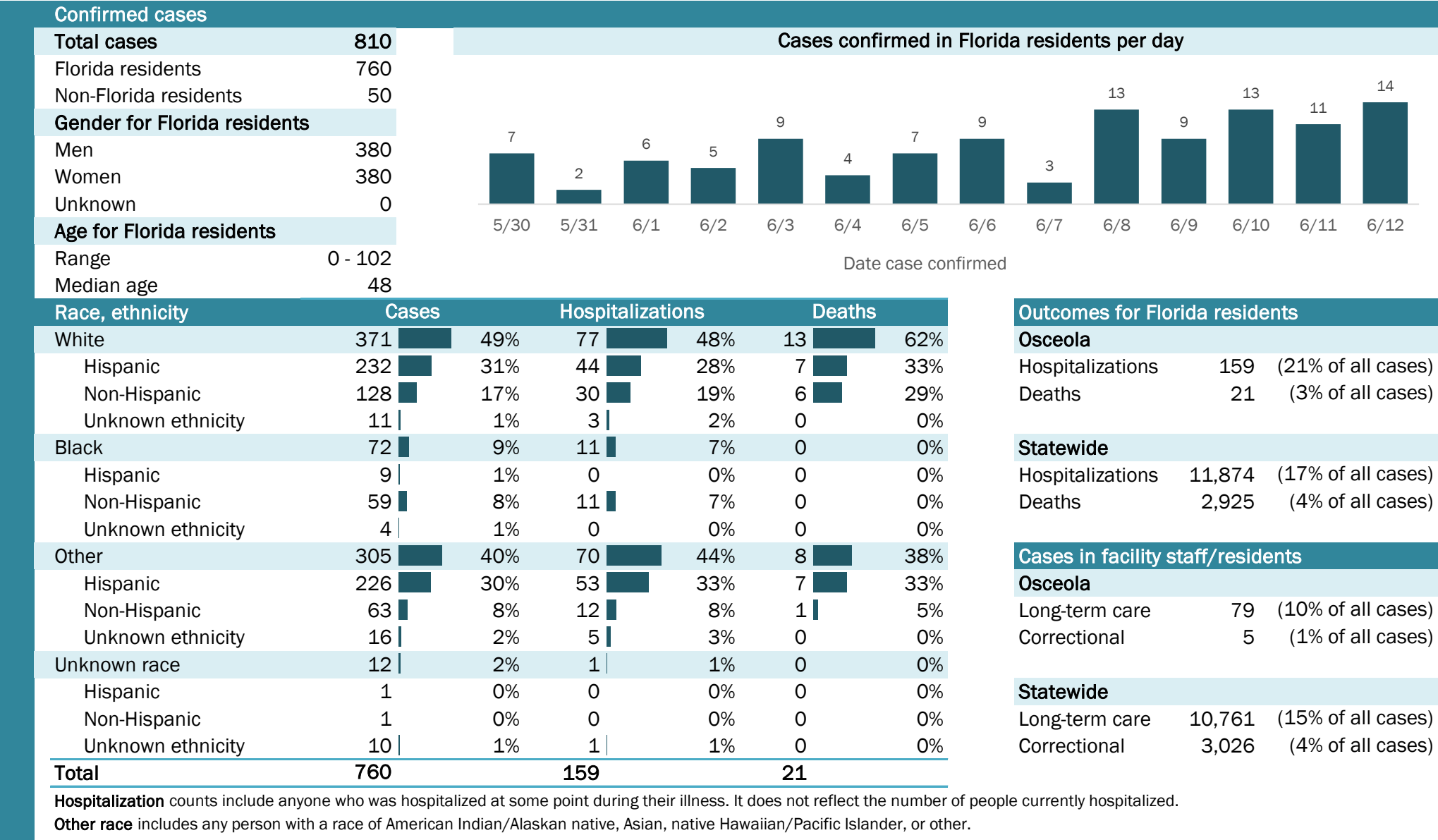


The Electronic Surveillance System for the Early Notification of Community-Based Epidemics (ESSENCE-FL) includes chief complaint data from 211 of 212 Florida EDs and 74 of 79 Florida FSEDs. Data are transmitted electronically to ESSENCE-FL daily or hourly.

Coronavirus: summary for Osceola County

Data for Jun 13, 2020 (verified at 10 AM)

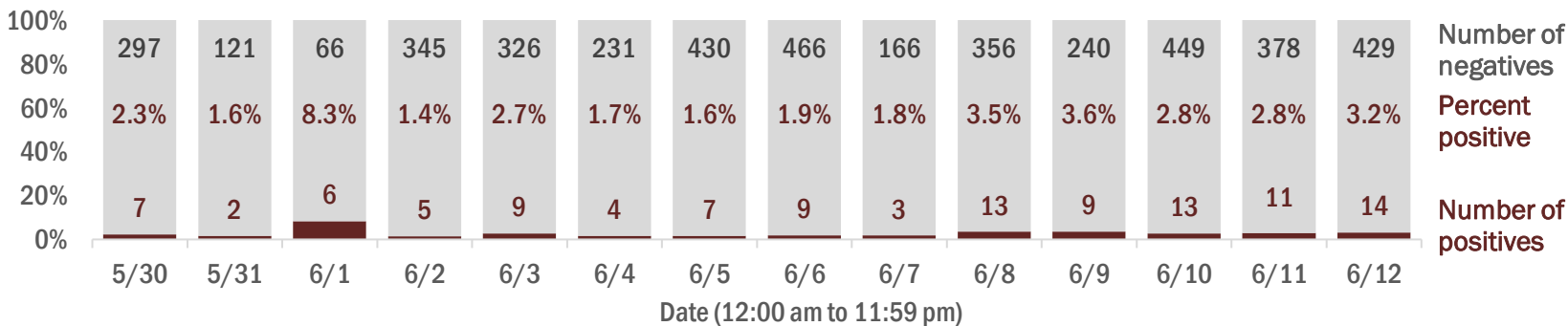
Data in this report are provisional and subject to change.



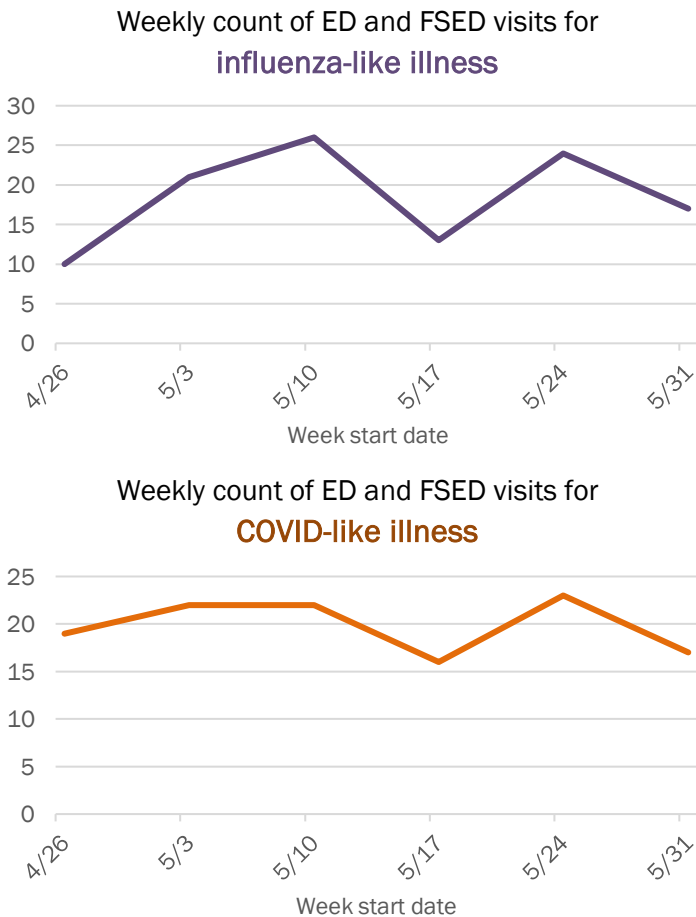
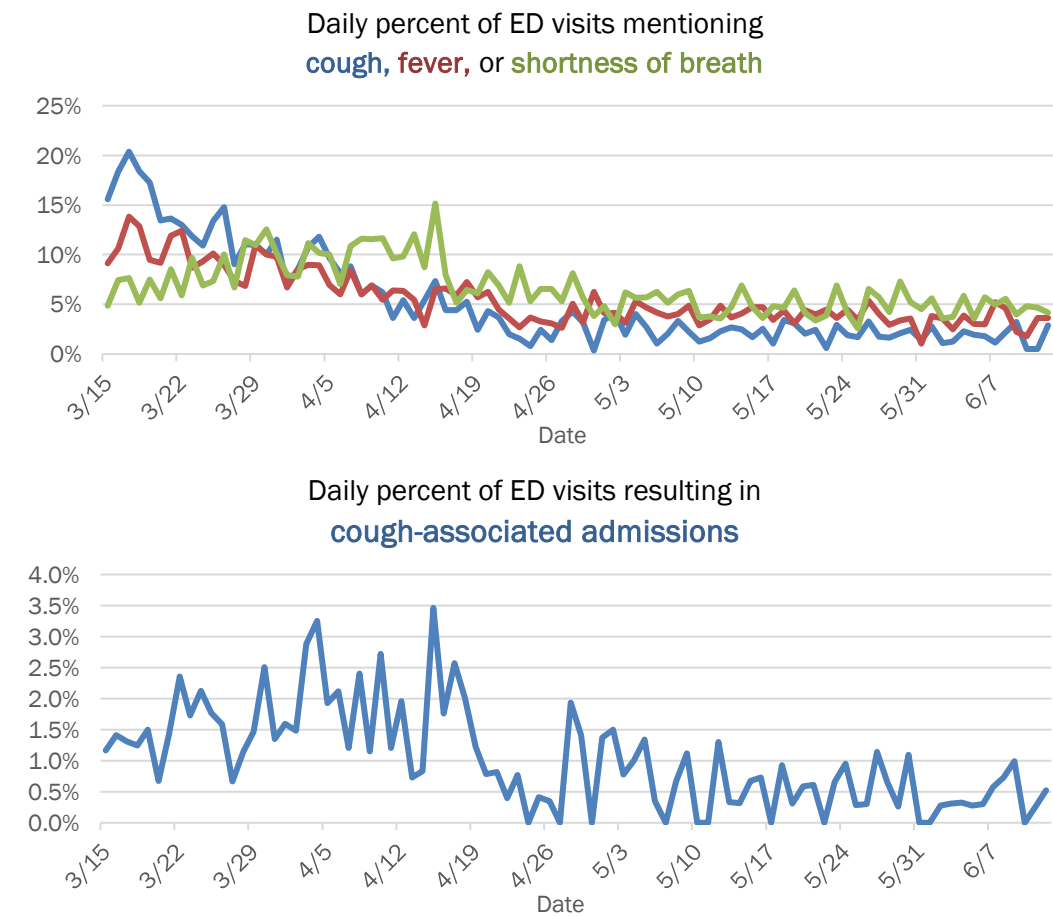
Laboratory testing for Florida residents and non-Florida residents over the past 2 weeks

Number and percent of positive labs

These counts include the number of people for whom the department received laboratory results by day. This percent is the number of people who test positive for the first time divided by all the people tested that day, excluding people who have previously tested positive.



Emergency department (ED) and freestanding ED (FSED) chief complaint and admission data for Osceola County

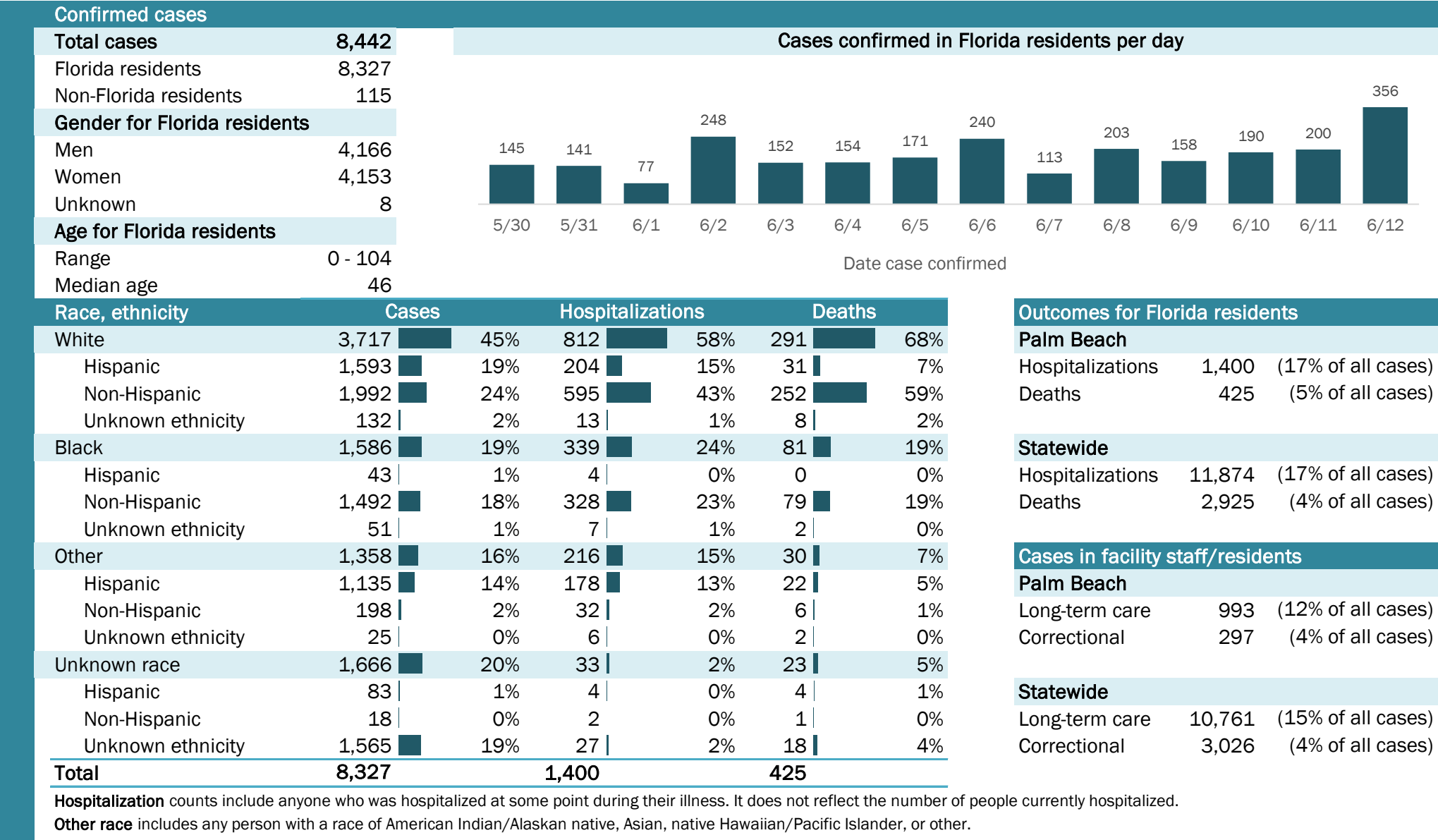


The Electronic Surveillance System for the Early Notification of Community-Based Epidemics (ESSENCE-FL) includes chief complaint data from 211 of 212 Florida EDs and 74 of 79 Florida FSEDs. Data are transmitted electronically to ESSENCE-FL daily or hourly.

Coronavirus: summary for Palm Beach County

Data for Jun 13, 2020 (verified at 10 AM)

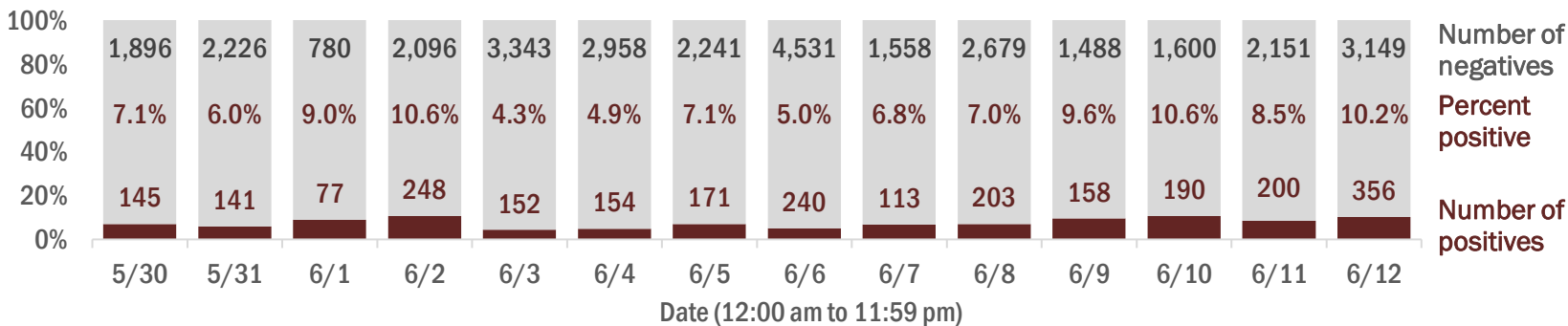
Data in this report are provisional and subject to change.



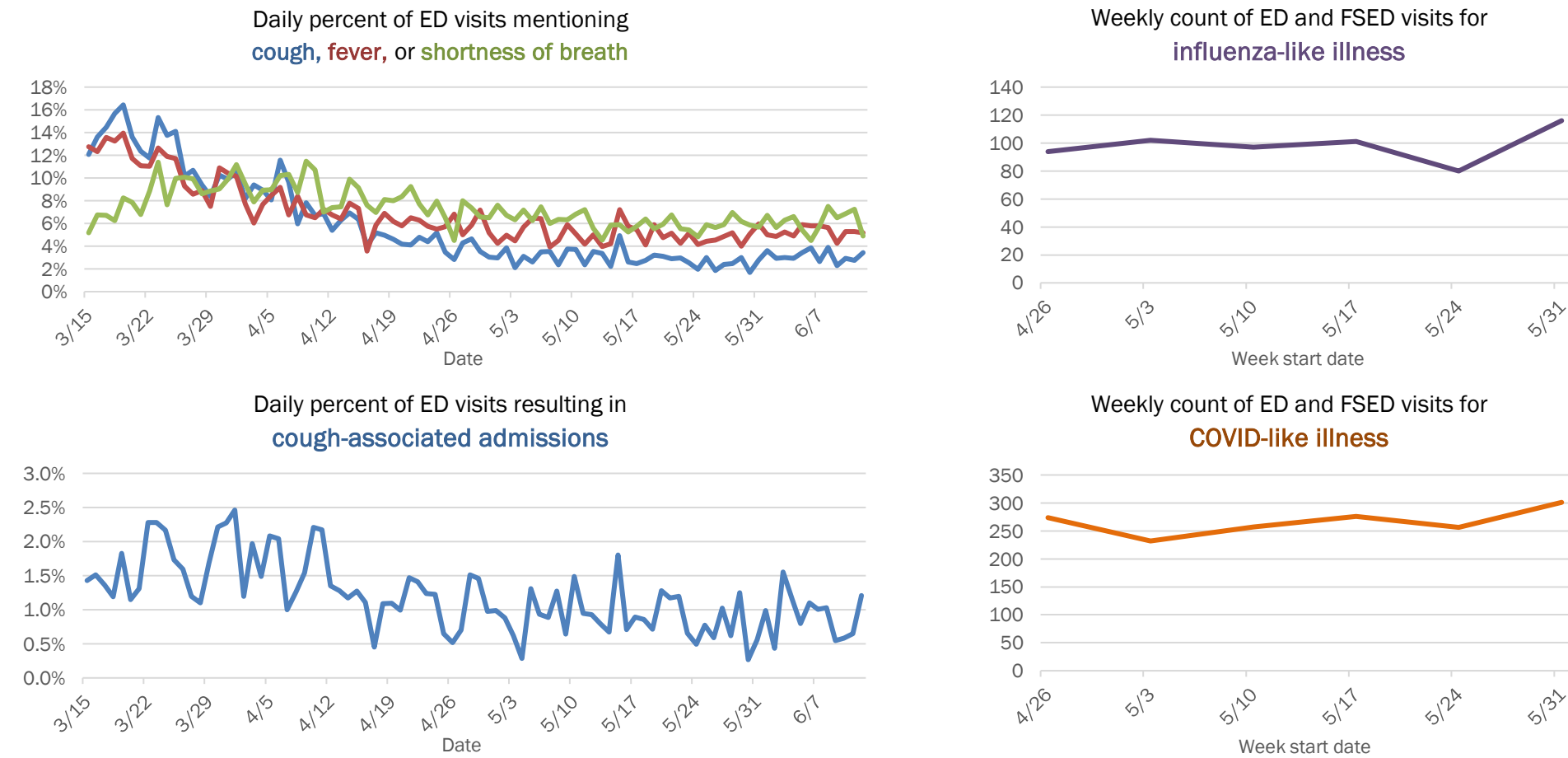
Laboratory testing for Florida residents and non-Florida residents over the past 2 weeks

Number and percent of positive labs

These counts include the number of people for whom the department received laboratory results by day. This percent is the number of people who test positive for the first time divided by all the people tested that day, excluding people who have previously tested positive.



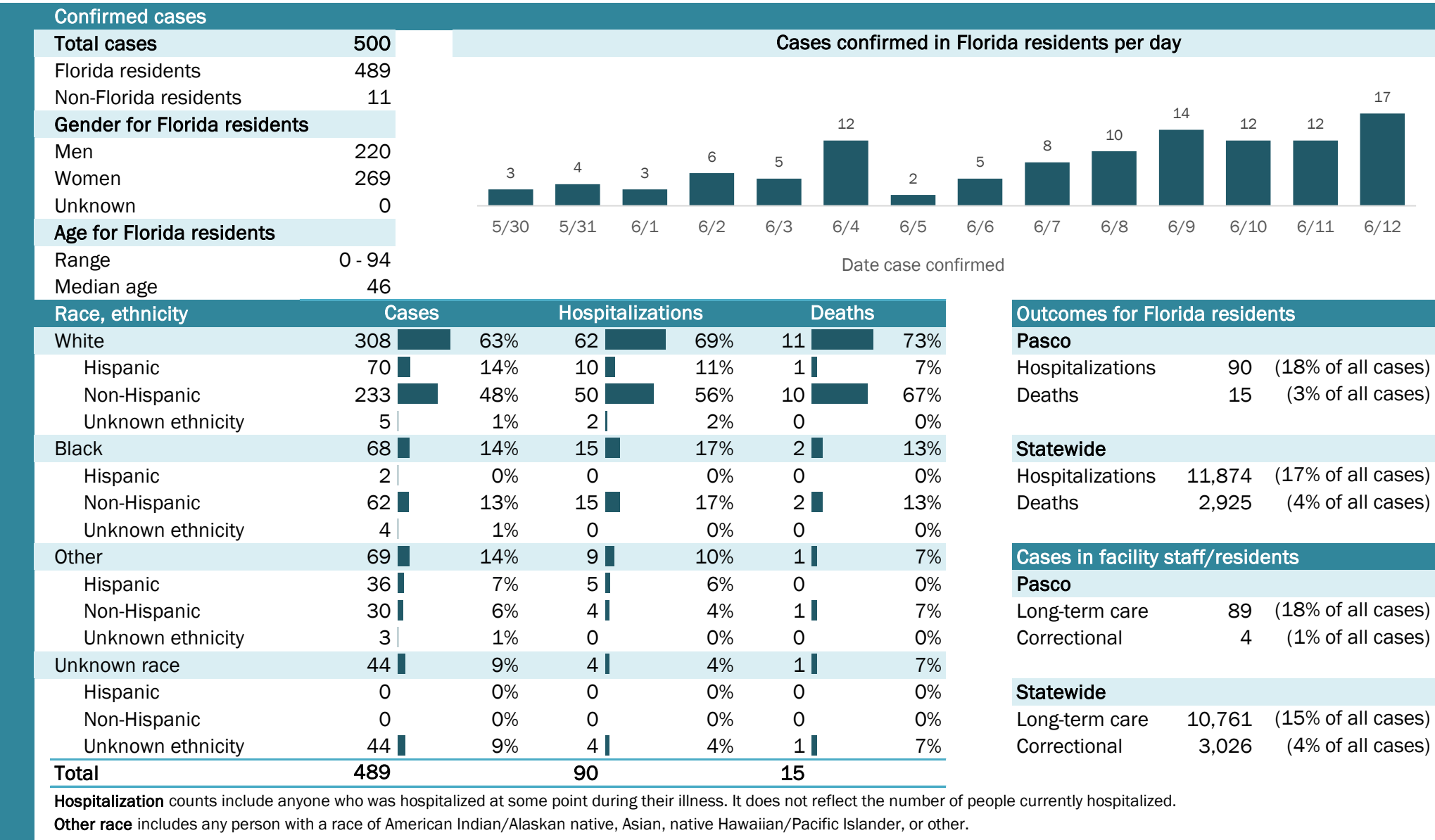
Emergency department (ED) and freestanding ED (FSED) chief complaint and admission data for Palm Beach County



Coronavirus: summary for Pasco County

Data for Jun 13, 2020 (verified at 10 AM)

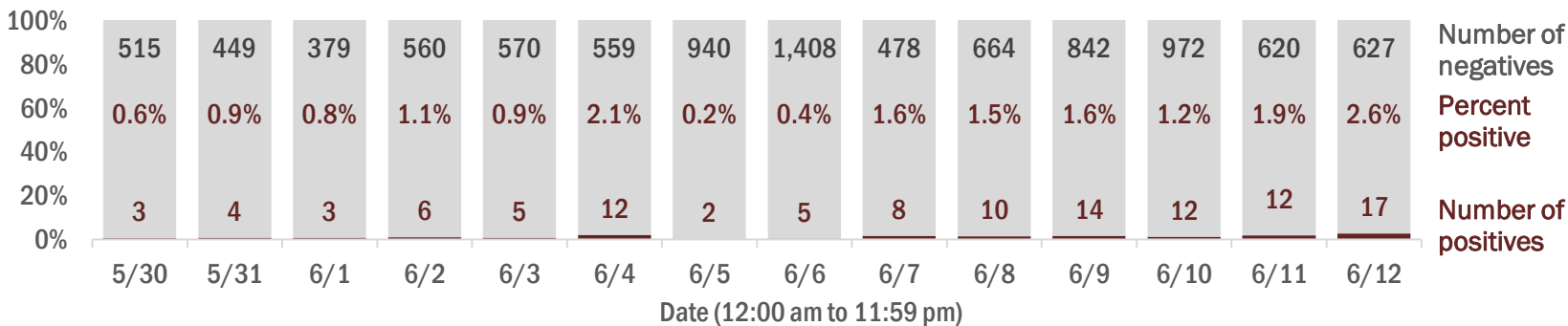
Data in this report are provisional and subject to change.



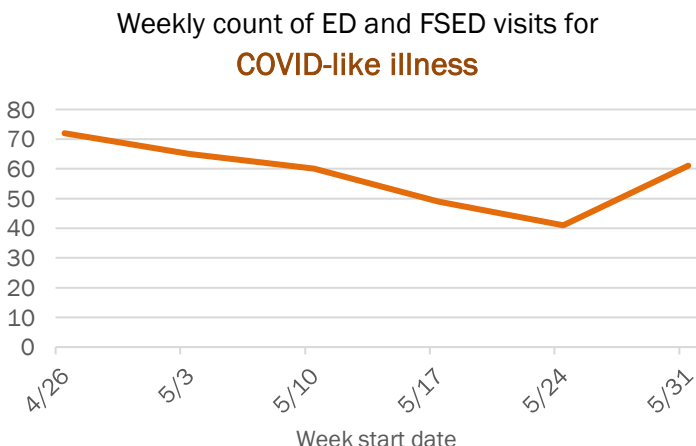
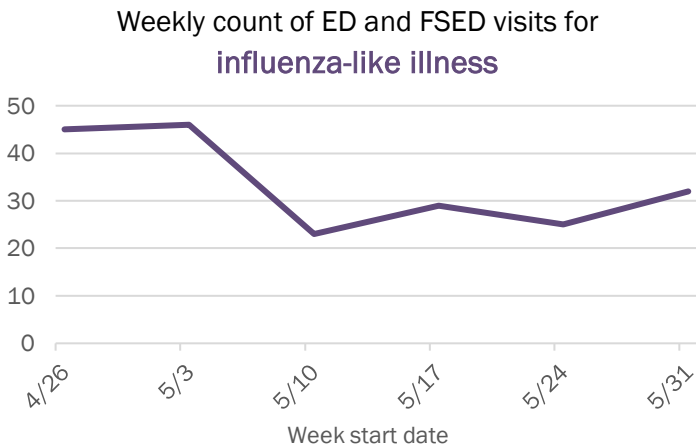
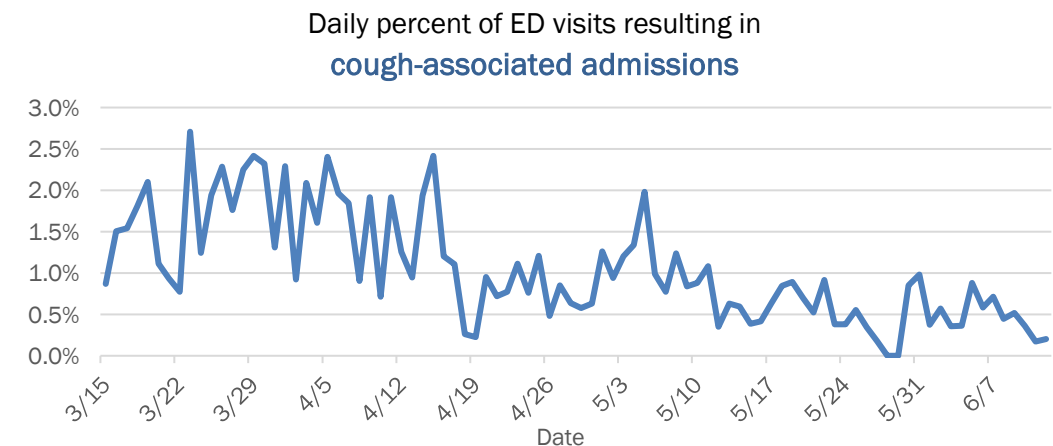
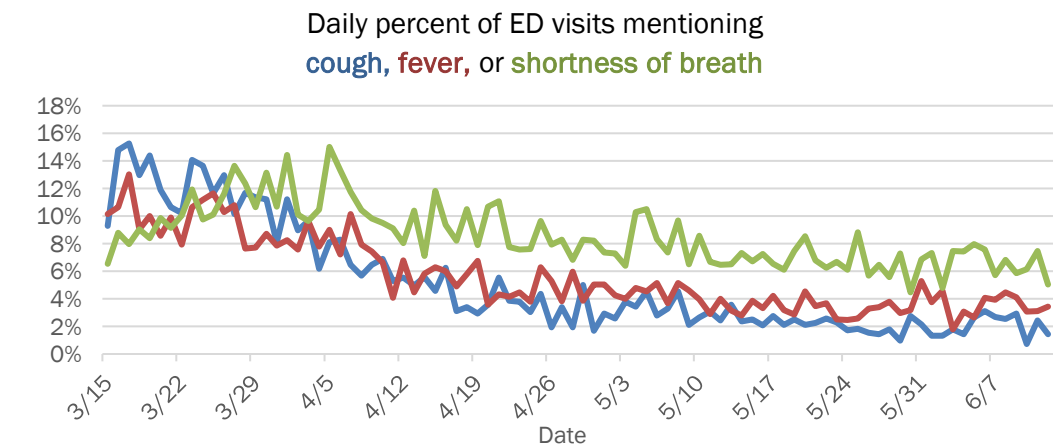
Laboratory testing for Florida residents and non-Florida residents over the past 2 weeks

Number and percent of positive labs

These counts include the number of people for whom the department received laboratory results by day. This percent is the number of people who test positive for the first time divided by all the people tested that day, excluding people who have previously tested positive.



Emergency department (ED) and freestanding ED (FSED) chief complaint and admission data for Pasco County



The Electronic Surveillance System for the Early Notification of Community-Based Epidemics (ESSENCE-FL) includes chief complaint data from 211 of 212 Florida EDs and 74 of 79 Florida FSEDs. Data are transmitted electronically to ESSENCE-FL daily or hourly.

Coronavirus: summary for Pinellas County

Data for Jun 13, 2020 (verified at 10 AM)

Data in this report are provisional and subject to change.

Confirmed cases

Total cases

2,103

Florida residents

2,051

Non-Florida residents

52

Gender for Florida residents

Men

853

Women

1,196

Unknown

2

Age for Florida residents

Range

0 - 101

Median age

47

Cases confirmed in Florida residents per day

31

20

22

23

40

57

59

47

66

45

51

124

76

119

5/30

5/31

6/1

6/2

6/3

6/4

6/5

6/6

6/7

6/8

6/9

6/10

6/11

6/12

Date case confirmed

Race, ethnicity	Cases	Hospitalizations	Deaths
White	1,163	343	91
Hispanic	160	18	1
Non-Hispanic	958	308	85
Unknown ethnicity	45	17	5
Black	506	82	5
Hispanic	6	0	0
Non-Hispanic	465	82	5
Unknown ethnicity	35	0	0
Other	133	20	6
Hispanic	36	5	2
Non-Hispanic	90	14	4
Unknown ethnicity	7	1	0
Unknown race	249	6	0
Hispanic	3	0	0
Non-Hispanic	7	2	0
Unknown ethnicity	239	4	0
Total	2,051	451	102

Hospitalization

counts include anyone who was hospitalized at some point during their illness. It does not reflect the number of people currently hospitalized.

Other race

includes any person with a race of American Indian/Alaskan native, Asian, native Hawaiian/Pacific Islander, or other.

Outcomes for Florida residents

Pinellas

Hospitalizations

451

(22% of all cases)

Deaths

102

(5% of all cases)

Statewide

Hospitalizations

11,874

(17% of all cases)

Deaths

2,925

(4% of all cases)

Cases in facility staff/residents

Pinellas

Long-term care

549

(27% of all cases)

Correctional

5

(0% of all cases)

Statewide

Long-term care

10,761

(15% of all cases)

Correctional

3,026

(4% of all cases)

Laboratory testing for Florida residents and non-Florida residents over the past 2 weeks

Number and percent of positive labs

These counts include the number of people for whom the department received laboratory results by day. This percent is the number of people who test positive for the first time divided by all the people tested that day, excluding people who have previously tested positive.

100%

80%

60%

40%

20%

0%

1,640

1,701

938

1,822

1,904

1,257

1,861

2,852

2,239

2,471

1,589

2,560

1,946

3,696

1.9%

1.2%

2.3%

1.2%

2.1%

4.3%

3.1%

1.6%

2.9%

1.8%

3.1%

4.6%

3.8%

3.1%

31

20

22

23

40

57

59

47

66

45

51

124

76

119

5/30

5/31

6/1

6/2

6/3

6/4

6/5

6/6

6/7

6/8

6/9

6/10

6/11

6/12

Date (12:00 am to 11:59 pm)

Number of negatives

Percent positive

Number of positives

Emergency department (ED) and freestanding ED (FSED) chief complaint and admission data for Pinellas County

Daily percent of ED visits mentioning
cough, fever, or shortness of breath

12%

10%

8%

6%

4%

2%

0%

3/15

3/22

3/29

4/5

4/12

4/19

4/26

5/3

5/10

5/17

5/24

5/31

6/7

Date

Daily percent of ED visits resulting in
cough-associated admissions

3.5%

3.0%

2.5%

2.0%

1.5%

1.0%

0.5%

0.0%

3/15

3/22

3/29

4/5

4/12

4/19

4/26

5/3

5/10

5/17

5/24

5/31

6/7

Date

Weekly count of ED and FSED visits for
influenza-like illness

90

80

70

60

50

40

30

20

10

0

4/26

5/3

5/10

5/17

5/24

5/31

Week start date

Weekly count of ED and FSED visits for
COVID-like illness

250

200

150

100

50

0

4/26

5/3

5/10

5/17

5/24

5/31

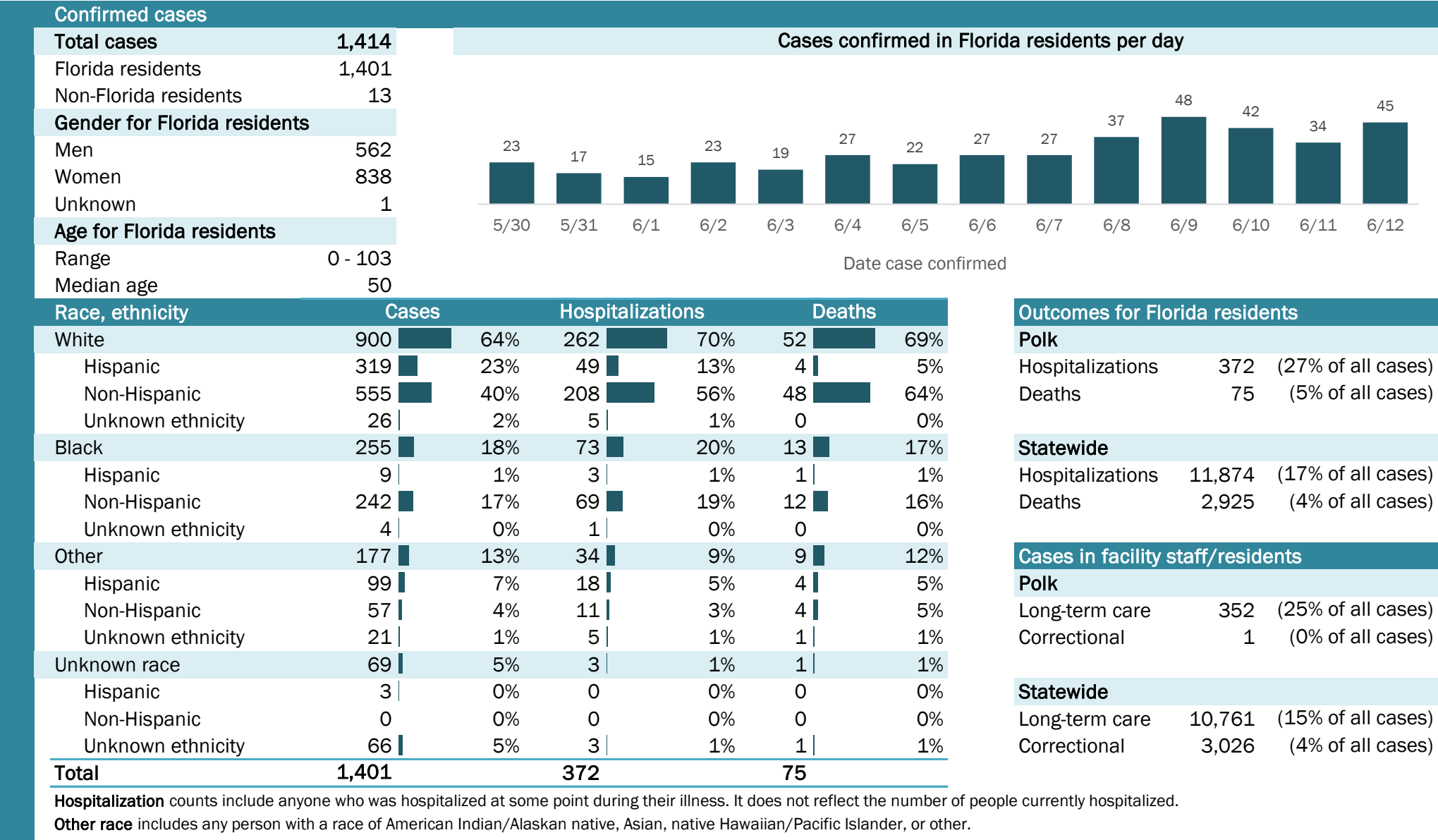
Week start date

The Electronic Surveillance System for the Early Notification of Community-Based Epidemics (ESSENCE-FL) includes chief complaint data from 211 of 212 Florida EDs and 74 of 79 Florida FSEDs. Data are transmitted electronically to ESSENCE-FL daily or hourly.

Coronavirus: summary for Polk County

Data for Jun 13, 2020 (verified at 10 AM)

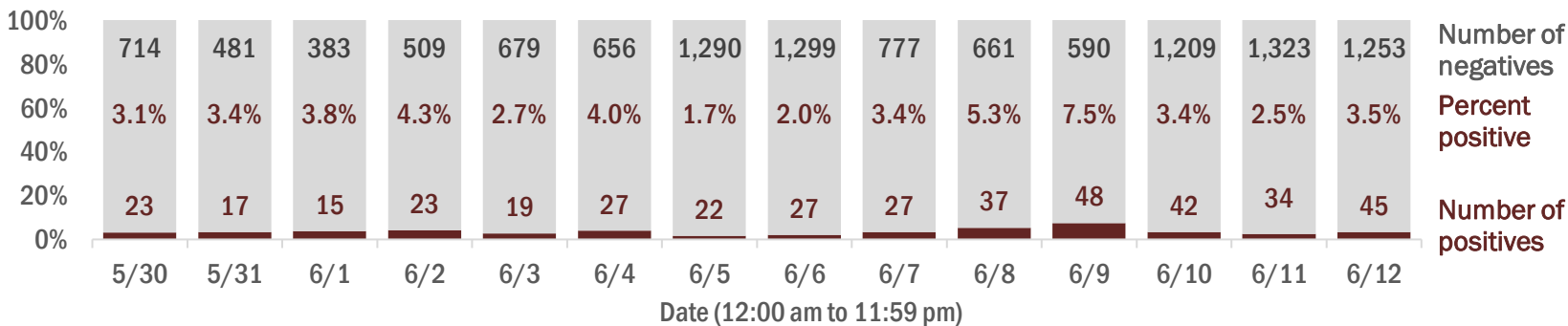
Data in this report are provisional and subject to change.



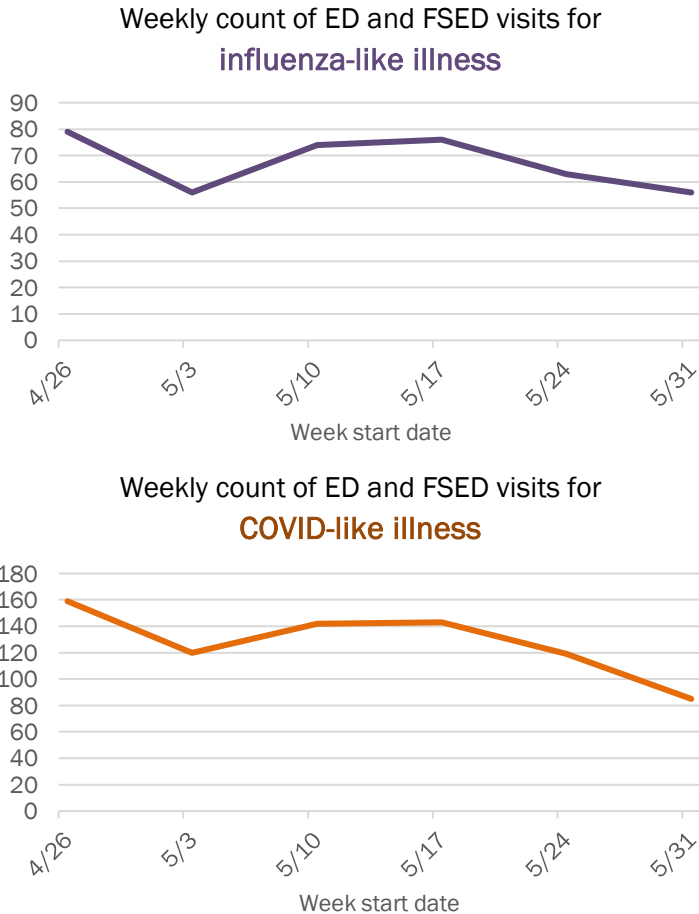
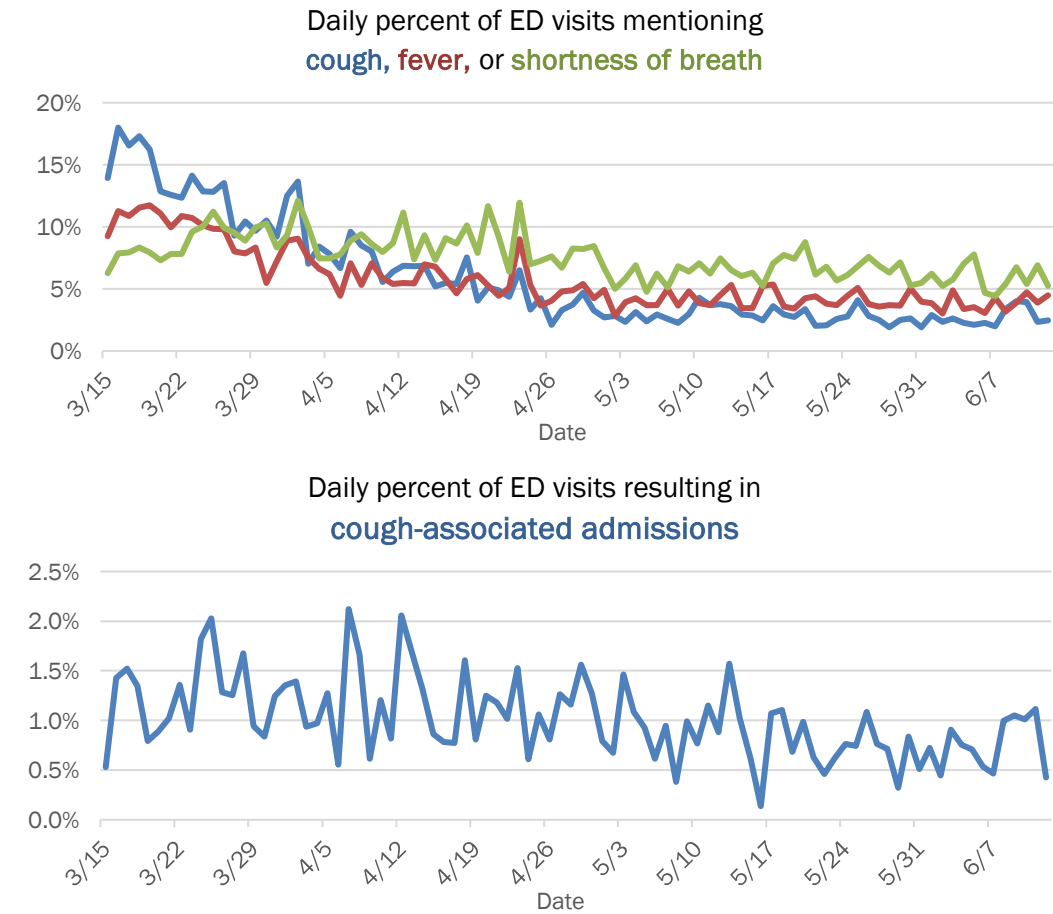
Laboratory testing for Florida residents and non-Florida residents over the past 2 weeks

Number and percent of positive labs

These counts include the number of people for whom the department received laboratory results by day. This percent is the number of people who test positive for the first time divided by all the people tested that day, excluding people who have previously tested positive.



Emergency department (ED) and freestanding ED (FSED) chief complaint and admission data for Polk County



The Electronic Surveillance System for the Early Notification of Community-Based Epidemics (ESSENCE-FL) includes chief complaint data from 211 of 212 Florida EDs and 74 of 79 Florida FSEDs. Data are transmitted electronically to ESSENCE-FL daily or hourly.

Coronavirus: summary for Putnam County

Data for Jun 13, 2020 (verified at 10 AM)

Data in this report are provisional and subject to change.

Confirmed cases

Total cases

185

Florida residents

185

Non-Florida residents

0

Gender for Florida residents

Men

71

Women

114

Unknown

0

Age for Florida residents

Range

3 - 98

Median age

43

Race, ethnicity

Cases

Hospitalizations

Deaths

White

101

55%

14

58%

3

50%

Hispanic

2

1%

0

0%

0

0%

Non-Hispanic

99

54%

14

58%

3

50%

Unknown ethnicity

0

0%

0

0%

0

0%

Black

76

41%

9

38%

3

50%

Hispanic

0

0%

0

0%

0

0%

Non-Hispanic

75

41%

8

33%

2

33%

Unknown ethnicity

1

1%

1

4%

1

17%

Other

8

4%

1

4%

0

0%

Hispanic

5

3%

1

4%

0

0%

Non-Hispanic

2

1%

0

0%

0

0%

Unknown ethnicity

1

1%

0

0%

0

0%

Unknown race

0

0%

0

0%

0

0%

Hispanic

0

0%

0

0%

0

0%

Non-Hispanic

0

0%

0

0%

0

0%

Unknown ethnicity

0

0%

0

0%

0

0%

Total

185

24

6

Cases confirmed in Florida residents per day

2

1

1

2

10

1

7

1

1

5

1

2

5/30

5/31

6/1

6/2

6/3

6/4

6/5

6/6

6/7

6/8

6/9

6/10

6/11

6/12

Date case confirmed

Outcomes for Florida residents

Putnam

Hospitalizations

24

(13% of all cases)

Deaths

6

(3% of all cases)

Statewide

Hospitalizations

11,874

(17% of all cases)

Deaths

2,925

(4% of all cases)

Cases in facility staff/residents

Putnam

Long-term care

52

(28% of all cases)

Correctional

2

(1% of all cases)

Statewide

Long-term care

10,761

(15% of all cases)

Correctional

3,026

(4% of all cases)

Hospitalization counts include anyone who was hospitalized at some point during their illness. It does not reflect the number of people currently hospitalized.

Other race includes any person with a race of American Indian/Alaskan native, Asian, native Hawaiian/Pacific Islander, or other.

Laboratory testing for Florida residents and non-Florida residents over the past 2 weeks

Number and percent of positive labs

These counts include the number of people for whom the department received laboratory results by day. This percent is the number of people who test positive for the first time divided by all the people tested that day, excluding people who have previously tested positive.

100%

80%

60%

40%

20%

0%

120

71

28

61

157

59

147

147

62

60

51

84

70

61

1.6%

1.4%

3.4%

3.2%

6.0%

1.7%

4.5%

0.0%

0.0%

1.6%

1.9%

5.6%

1.4%

3.2%

2

1

1

2

10

1

7

0

0

1

1

5

1

2

5/30

5/31

6/1

6/2

6/3

6/4

6/5

6/6

6/7

6/8

6/9

6/10

6/11

6/12

Number of negatives

Percent positive

Number of positives

Date (12:00 am to 11:59 pm)

Emergency department (ED) and freestanding ED (FSED) chief complaint and admission data for Putnam County

Daily percent of ED visits mentioning cough, fever, or shortness of breath

25%

20%

15%

10%

5%

0%

3/15

3/22

3/29

4/5

4/12

4/19

4/26

5/3

5/10

5/17

5/24

5/31

6/7

Date

Weekly count of ED and FSED visits for influenza-like illness

18

16

14

12

10

8

6

4

2

0

4/26

5/3

5/10

5/17

5/24

5/31

Week start date

Daily percent of ED visits resulting in cough-associated admissions

6.0%

5.0%

4.0%

3.0%

2.0%

1.0%

0.0%

3/15

3/22

3/29

4/5

4/12

4/19

4/26

5/3

5/10

5/17

5/24

5/31

6/7

Date

Weekly count of ED and FSED visits for COVID-like illness

25

20

15

10

5

0

4/26

5/3

5/10

5/17

5/24

5/31

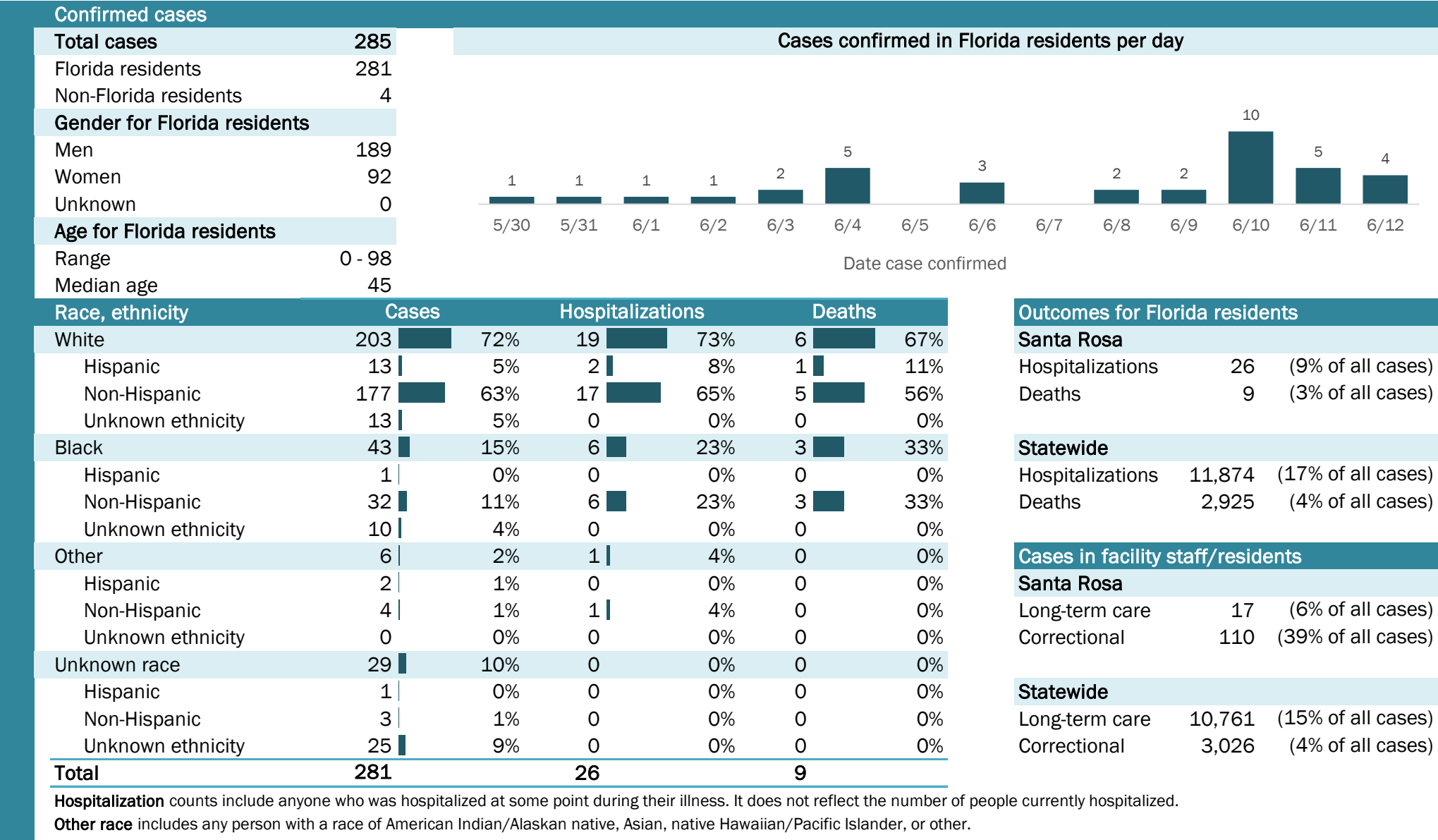
Week start date

The Electronic Surveillance System for the Early Notification of Community-Based Epidemics (ESSENCE-FL) includes chief complaint data from 211 of 212 Florida EDs and 74 of 79 Florida FSEDs. Data are transmitted electronically to ESSENCE-FL daily or hourly.

Coronavirus: summary for Santa Rosa County

Data for Jun 13, 2020 (verified at 10 AM)

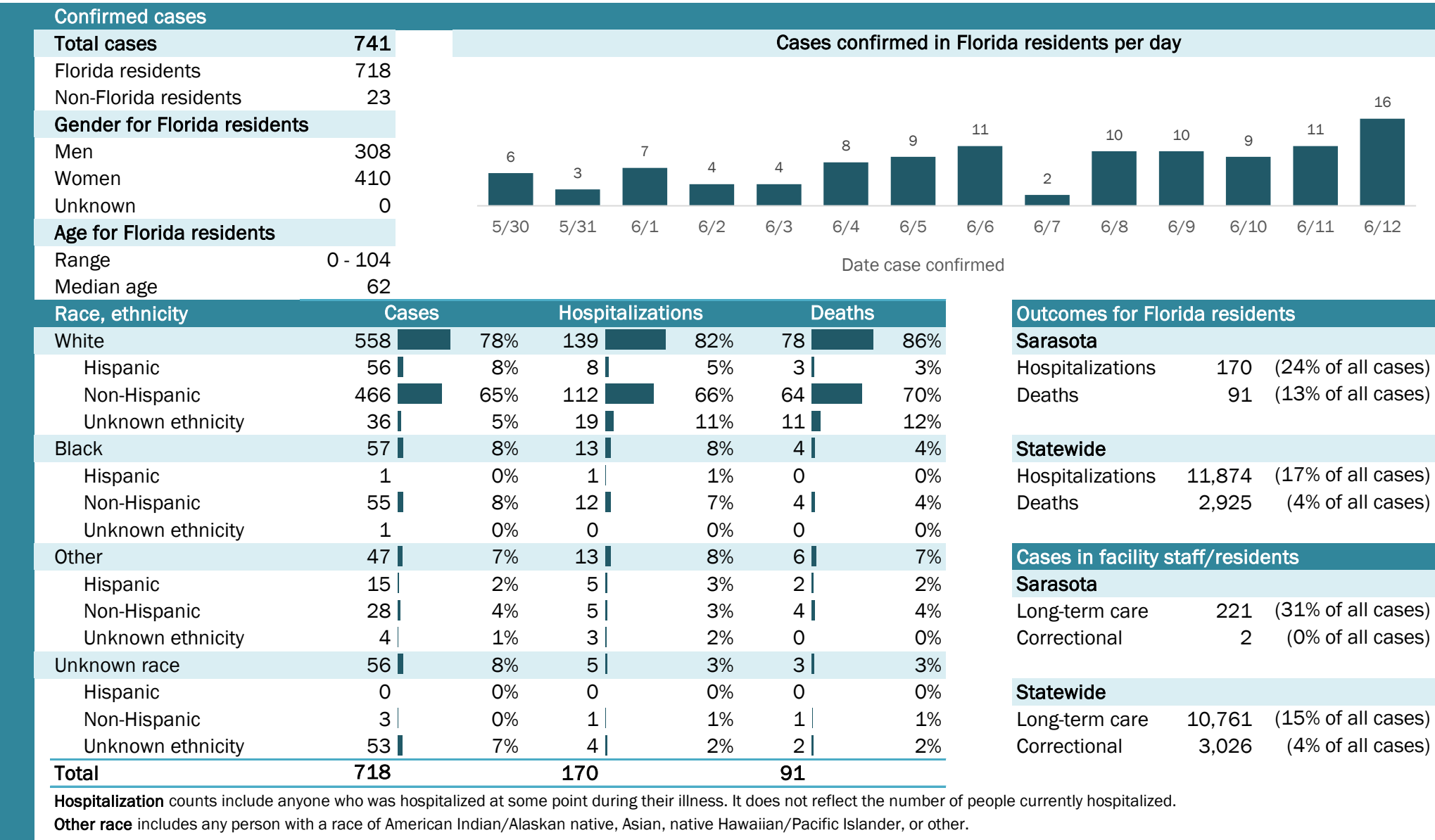
Data in this report are provisional and subject to change.



Coronavirus: summary for Sarasota County

Data for Jun 13, 2020 (verified at 10 AM)

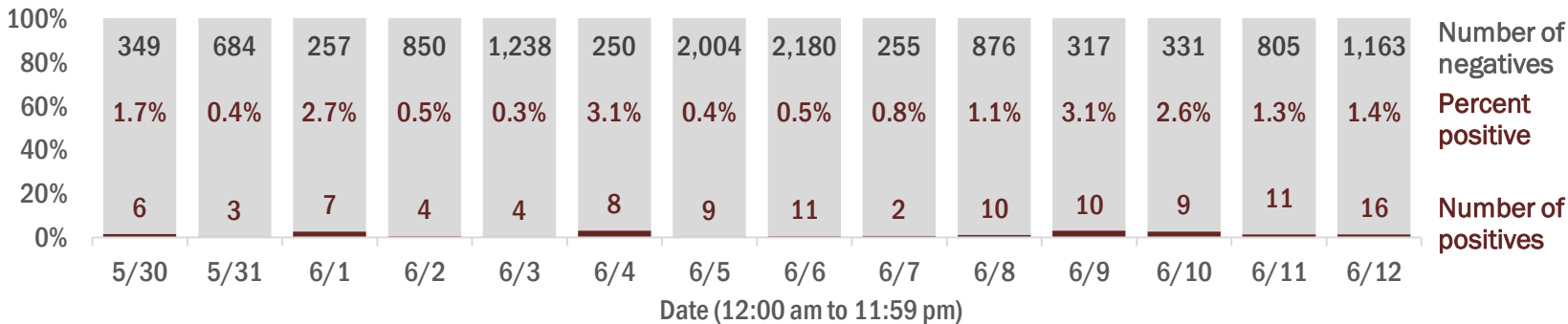
Data in this report are provisional and subject to change.



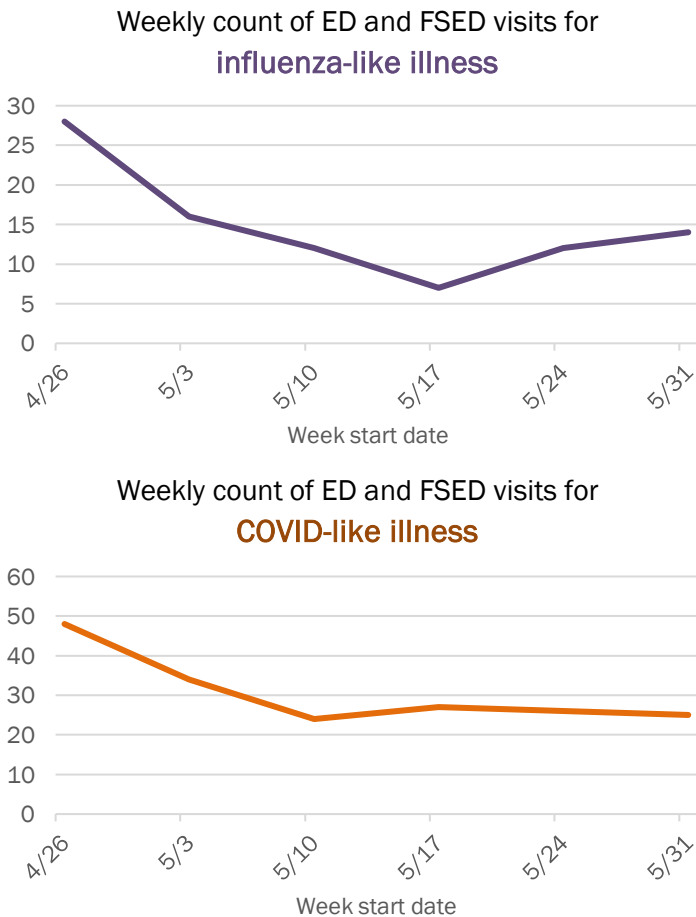
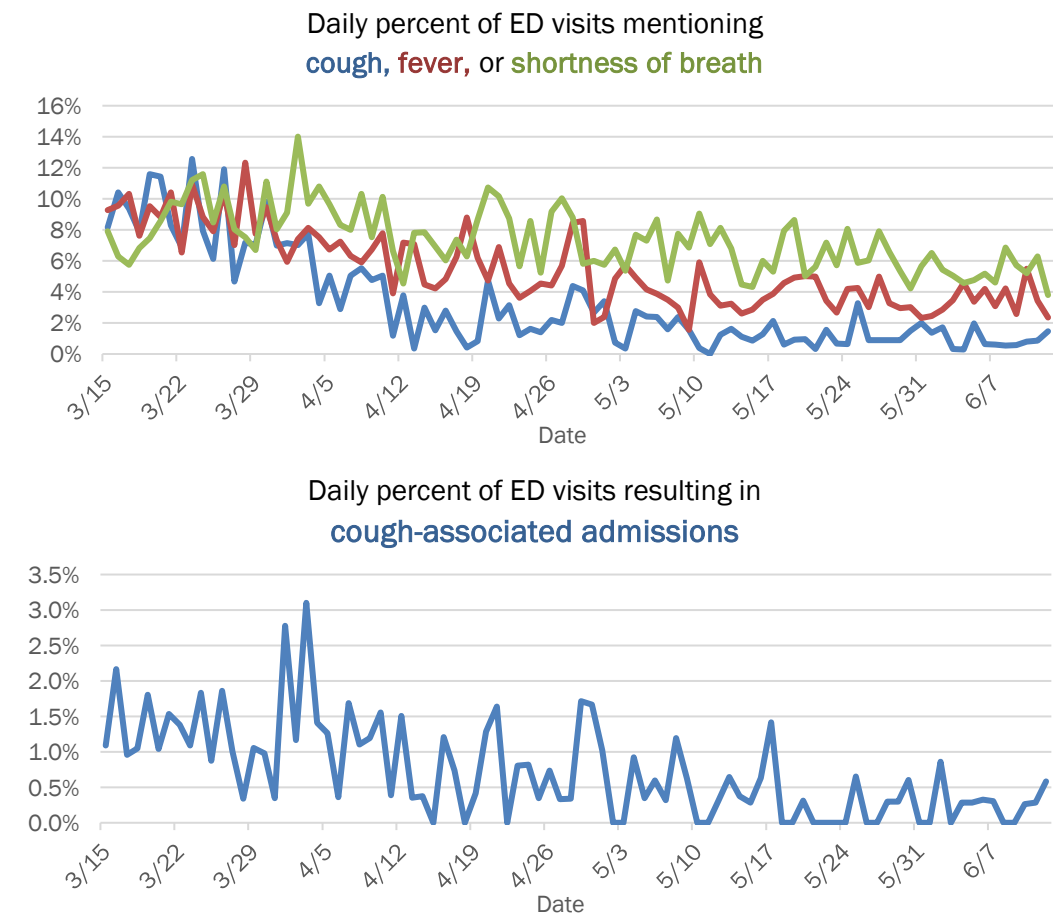
Laboratory testing for Florida residents and non-Florida residents over the past 2 weeks

Number and percent of positive labs

These counts include the number of people for whom the department received laboratory results by day. This percent is the number of people who test positive for the first time divided by all the people tested that day, excluding people who have previously tested positive.



Emergency department (ED) and freestanding ED (FSED) chief complaint and admission data for Sarasota County

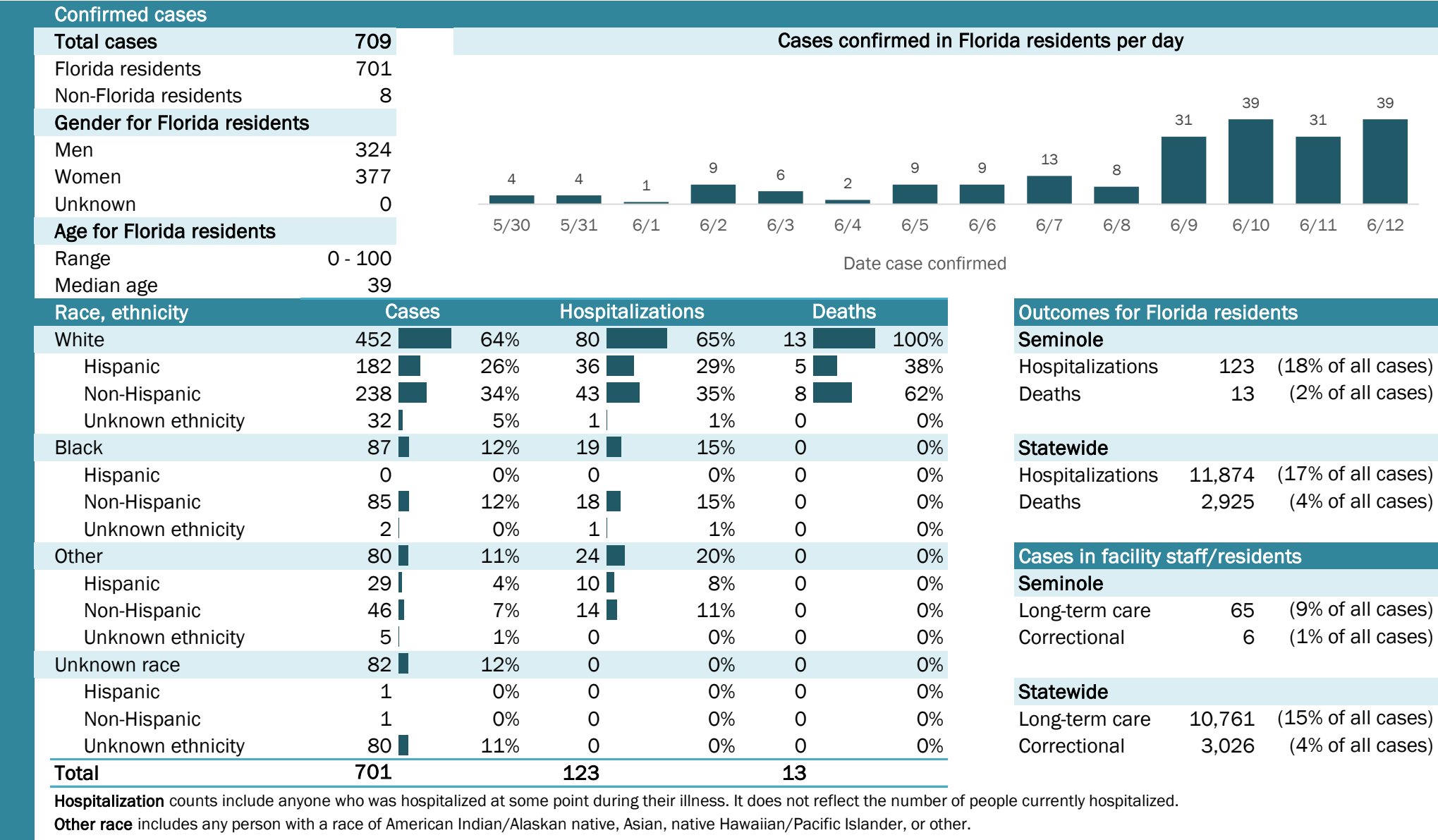


The Electronic Surveillance System for the Early Notification of Community-Based Epidemics (ESSENCE-FL) includes chief complaint data from 211 of 212 Florida EDs and 74 of 79 Florida FSEDs. Data are transmitted electronically to ESSENCE-FL daily or hourly.

Coronavirus: summary for Seminole County

Data for Jun 13, 2020 (verified at 10 AM)

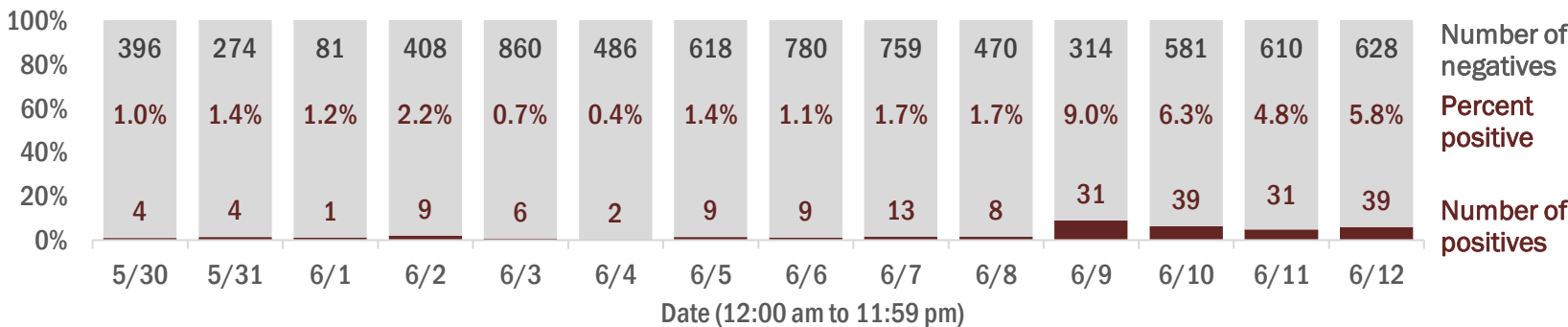
Data in this report are provisional and subject to change.



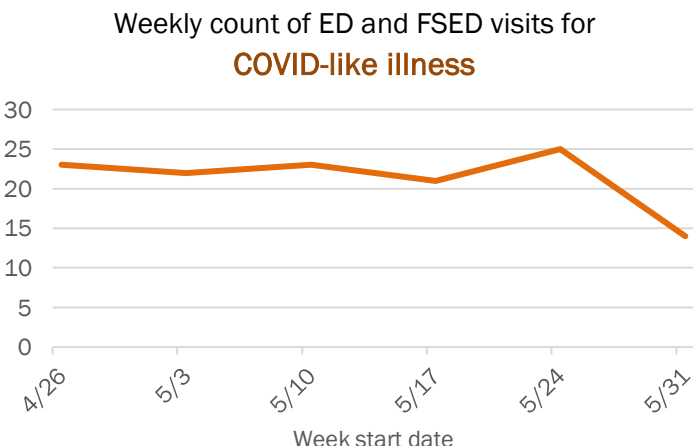
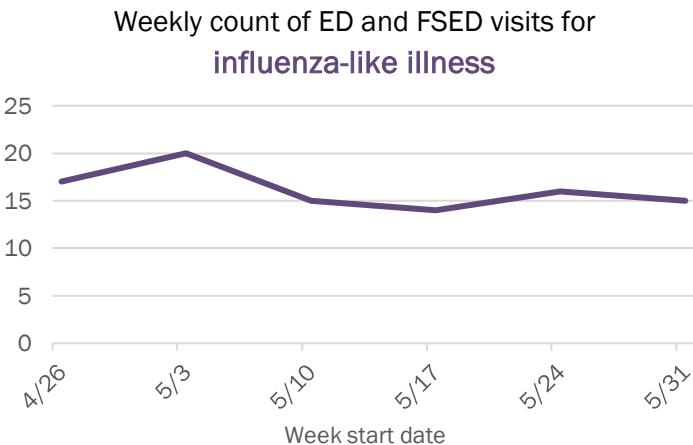
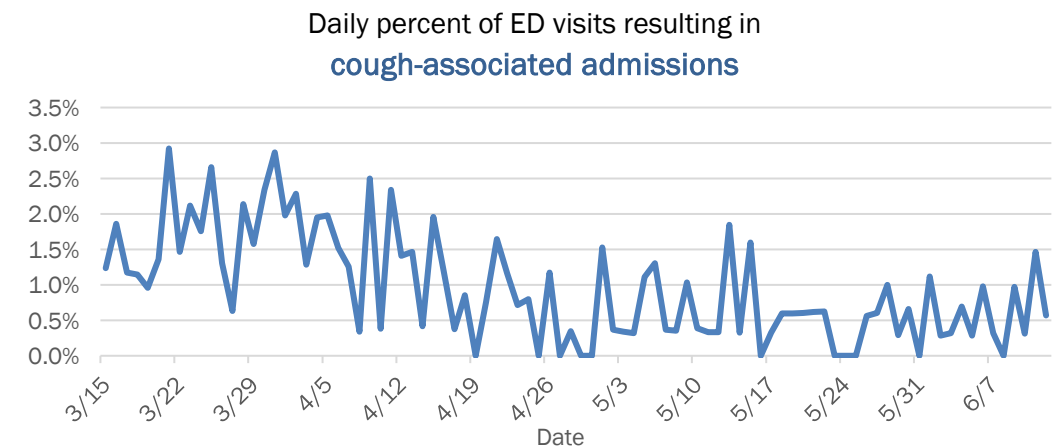
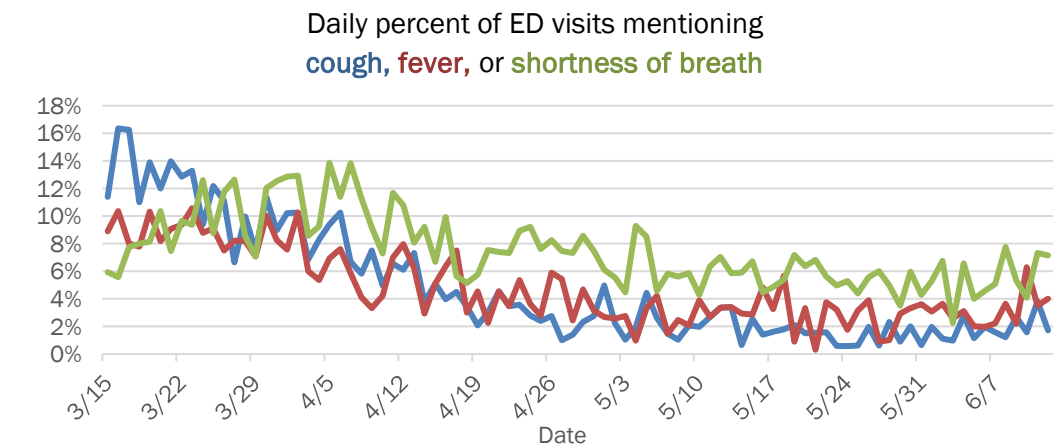
Laboratory testing for Florida residents and non-Florida residents over the past 2 weeks

Number and percent of positive labs

These counts include the number of people for whom the department received laboratory results by day. This percent is the number of people who test positive for the first time divided by all the people tested that day, excluding people who have previously tested positive.



Emergency department (ED) and freestanding ED (FSED) chief complaint and admission data for Seminole County

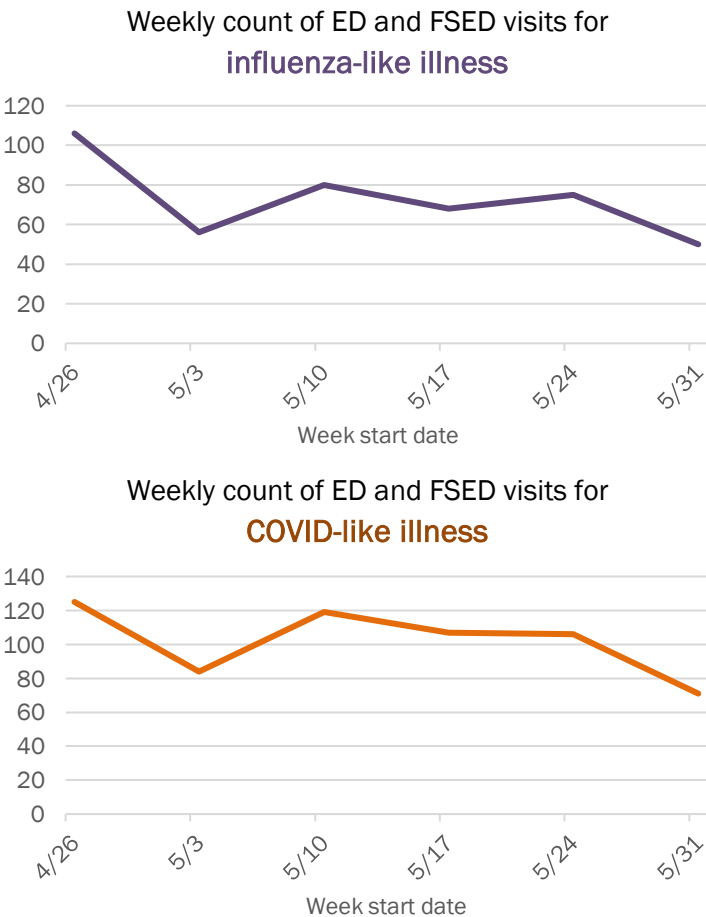
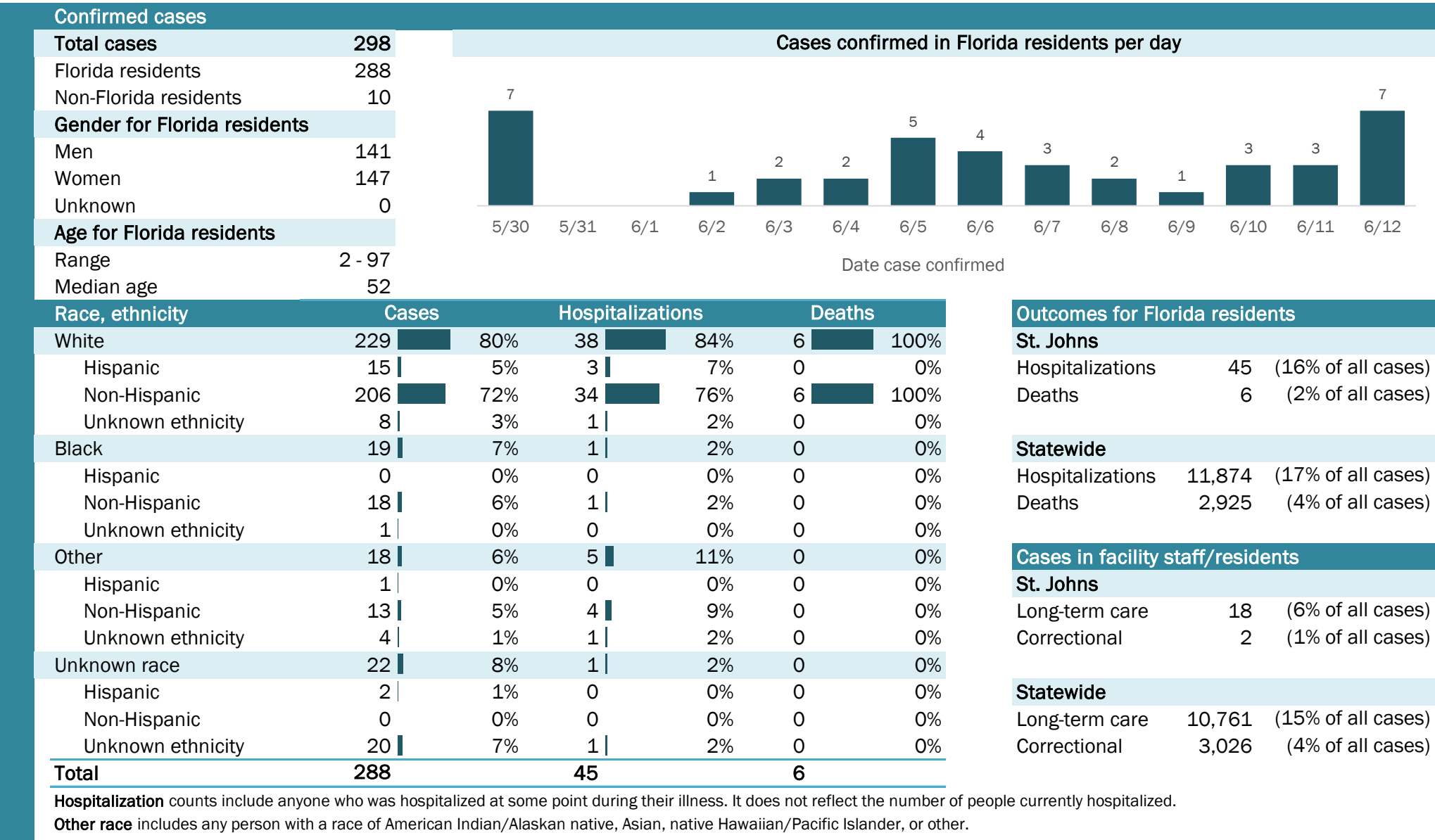


The Electronic Surveillance System for the Early Notification of Community-Based Epidemics (ESSENCE-FL) includes chief complaint data from 211 of 212 Florida EDs and 74 of 79 Florida FSEDs. Data are transmitted electronically to ESSENCE-FL daily or hourly.

Coronavirus: summary for St. Johns County

Data for Jun 13, 2020 (verified at 10 AM)

Data in this report are provisional and subject to change.



Weekly count of ED and FSED visits for

COVID-like illness

140

120

100

80

60

40

20

0

4/26

5/3

5/10

5/17

5/24

5/31

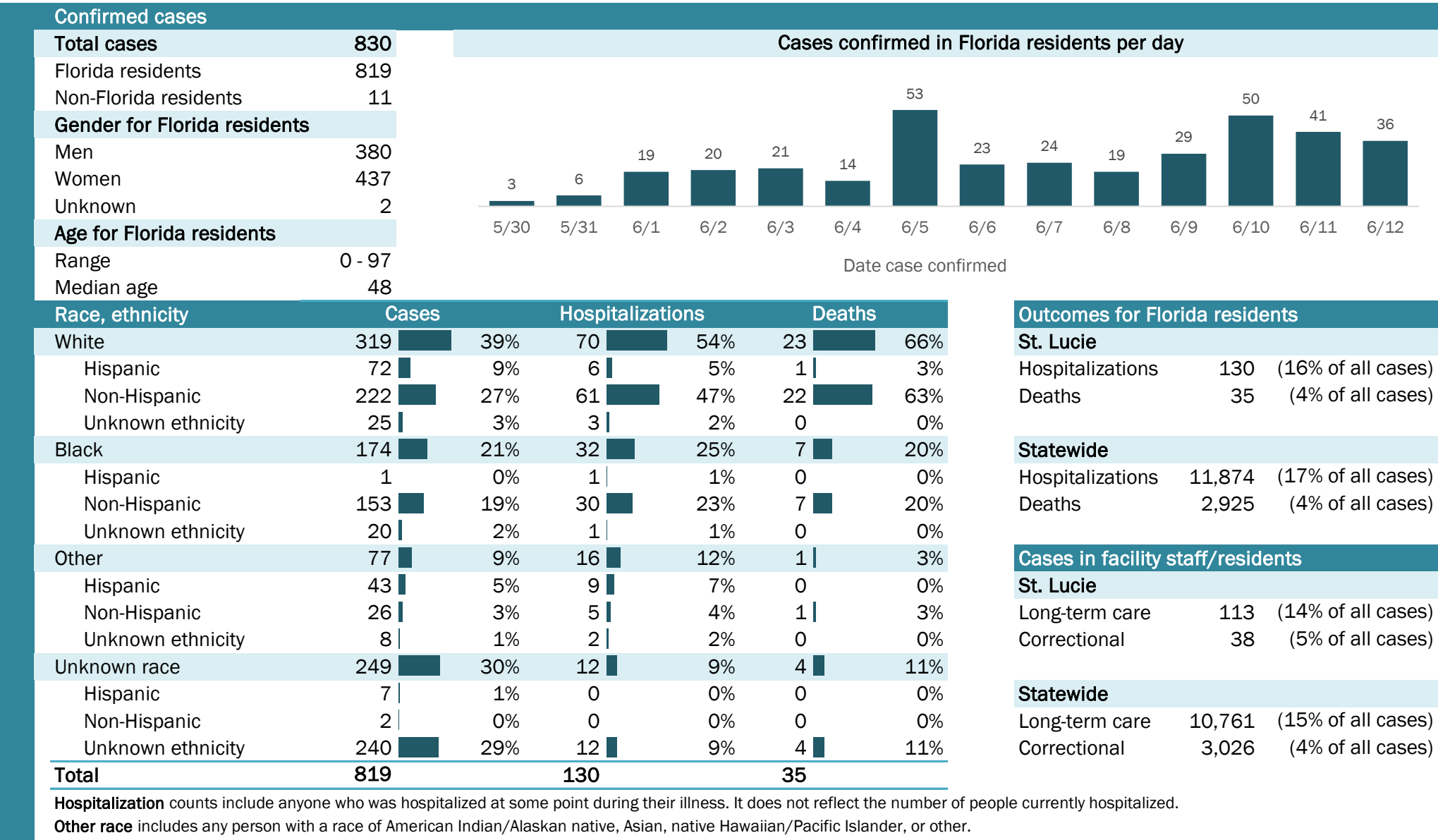
Week start date

The Electronic Surveillance System for the Early Notification of Community-Based Epidemics (ESSENCE-FL) includes chief complaint data from 211 of 212 Florida EDs and 74 of 79 Florida FSEDs. Data are transmitted electronically to ESSENCE-FL daily or hourly.

Coronavirus: summary for St. Lucie County

Data for Jun 13, 2020 (verified at 10 AM)

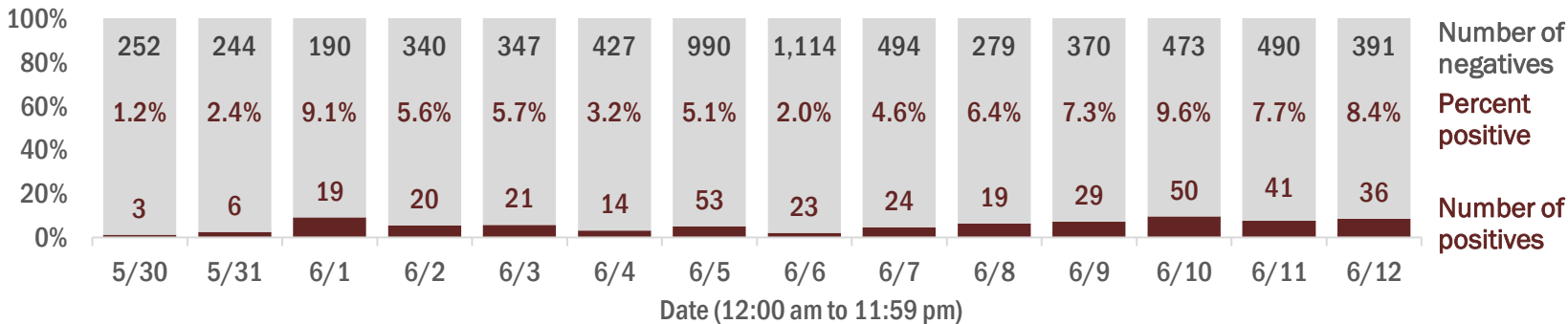
Data in this report are provisional and subject to change.



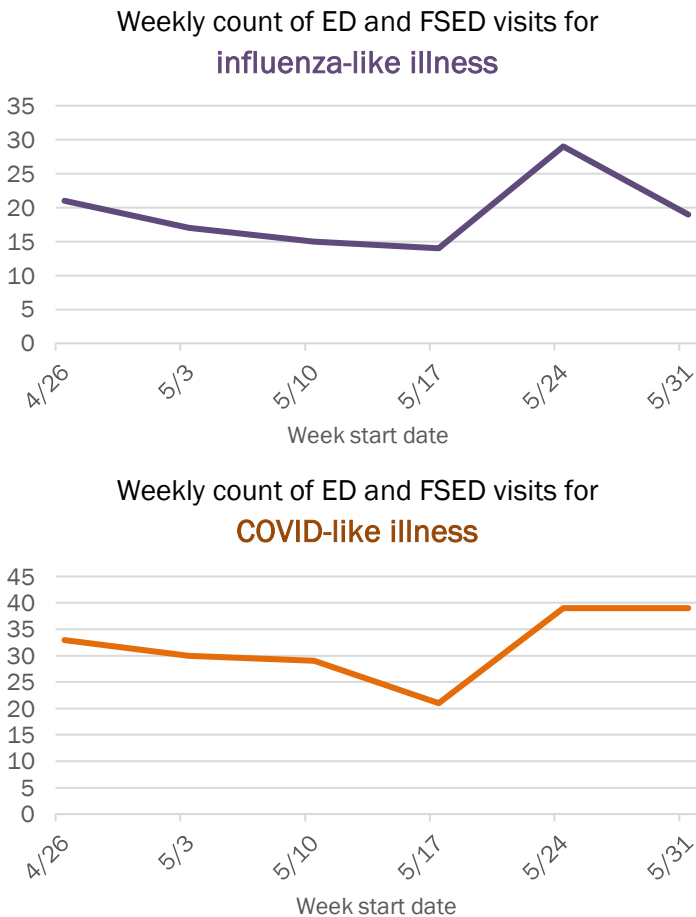
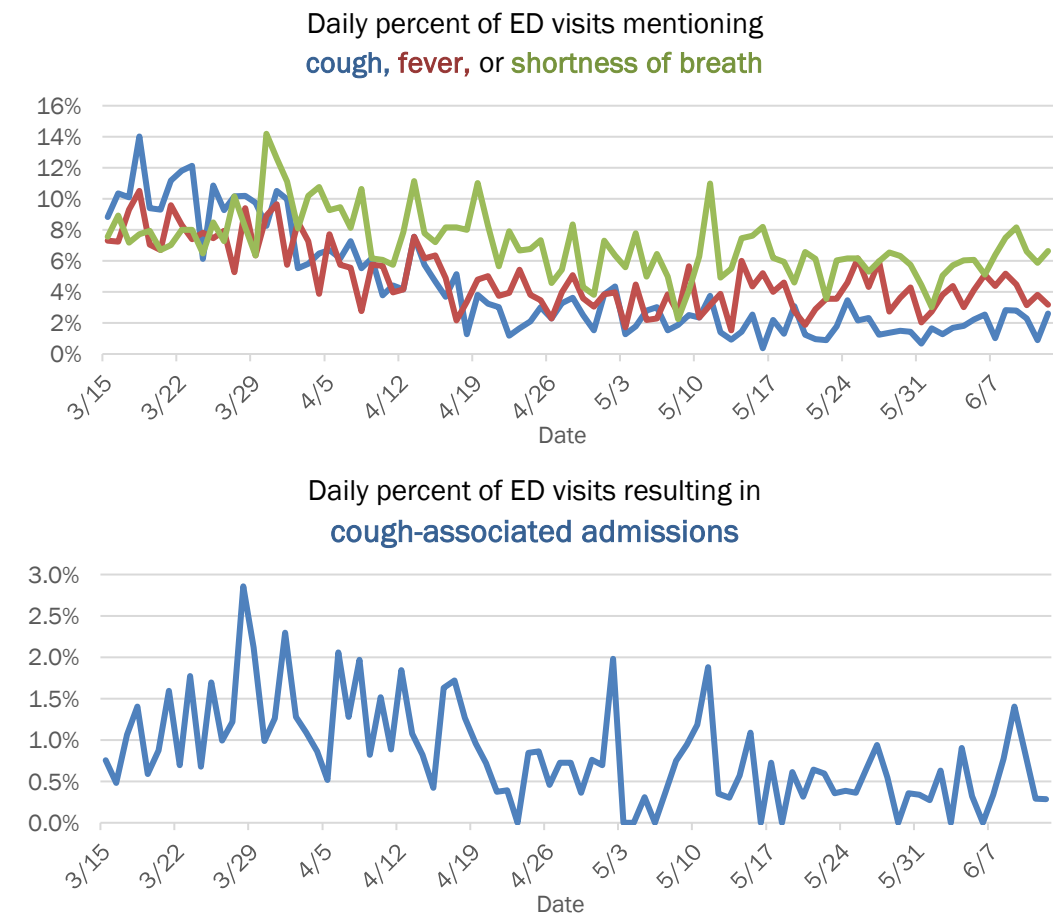
Laboratory testing for Florida residents and non-Florida residents over the past 2 weeks

Number and percent of positive labs

These counts include the number of people for whom the department received laboratory results by day. This percent is the number of people who test positive for the first time divided by all the people tested that day, excluding people who have previously tested positive.



Emergency department (ED) and freestanding ED (FSED) chief complaint and admission data for St. Lucie County

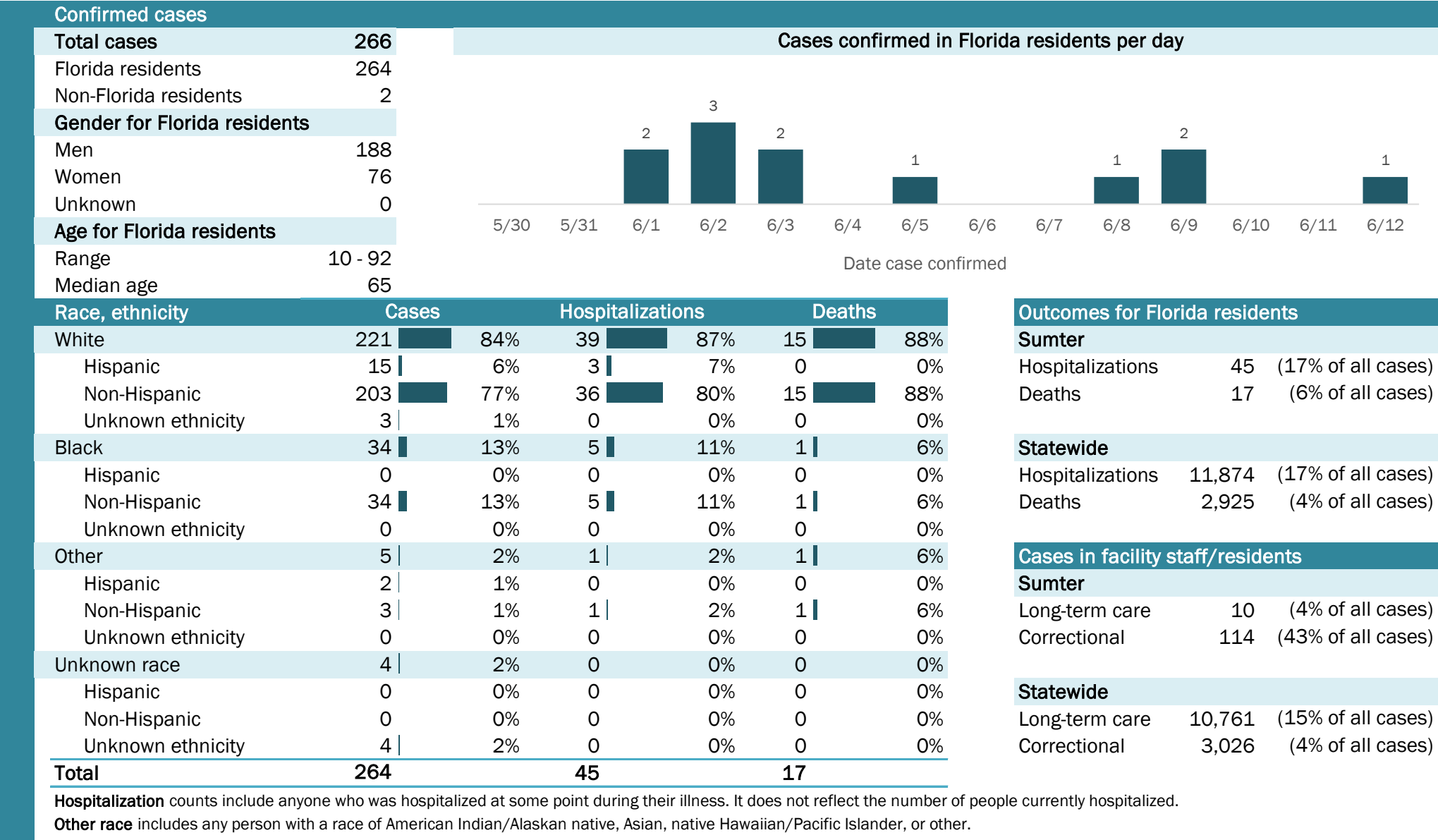


The Electronic Surveillance System for the Early Notification of Community-Based Epidemics (ESSENCE-FL) includes chief complaint data from 211 of 212 Florida EDs and 74 of 79 Florida FSEDs. Data are transmitted electronically to ESSENCE-FL daily or hourly.

Coronavirus: summary for Sumter County

Data for Jun 13, 2020 (verified at 10 AM)

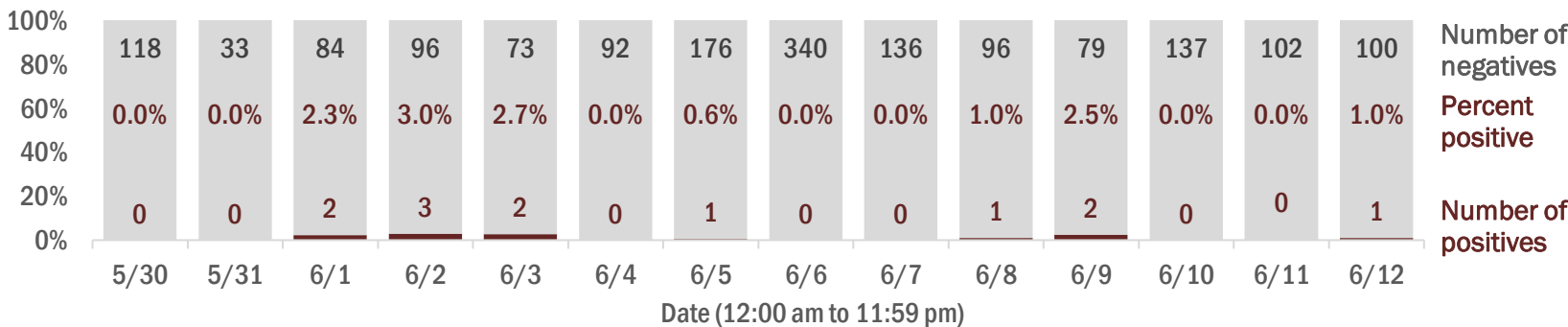
Data in this report are provisional and subject to change.



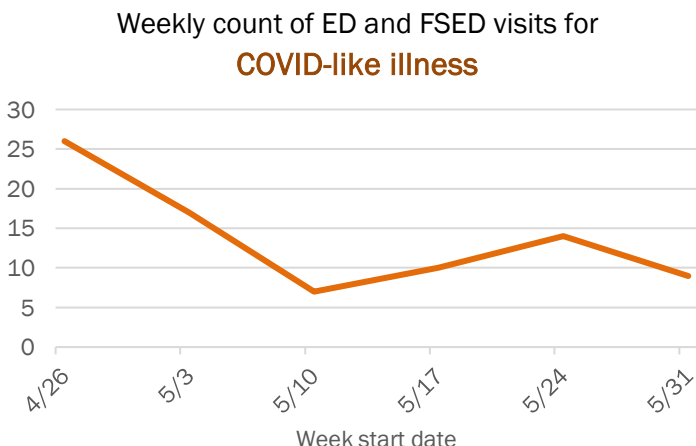
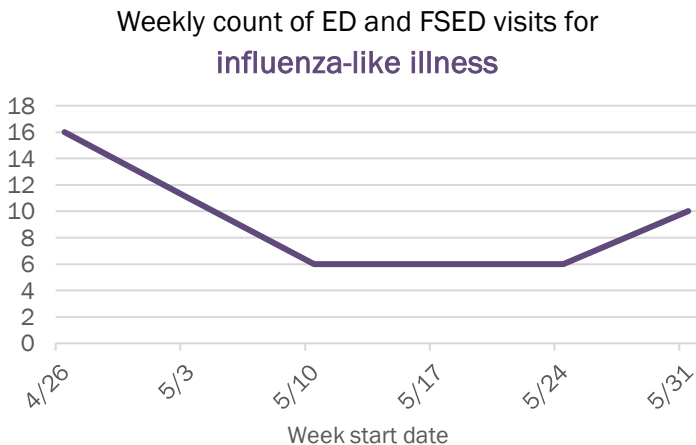
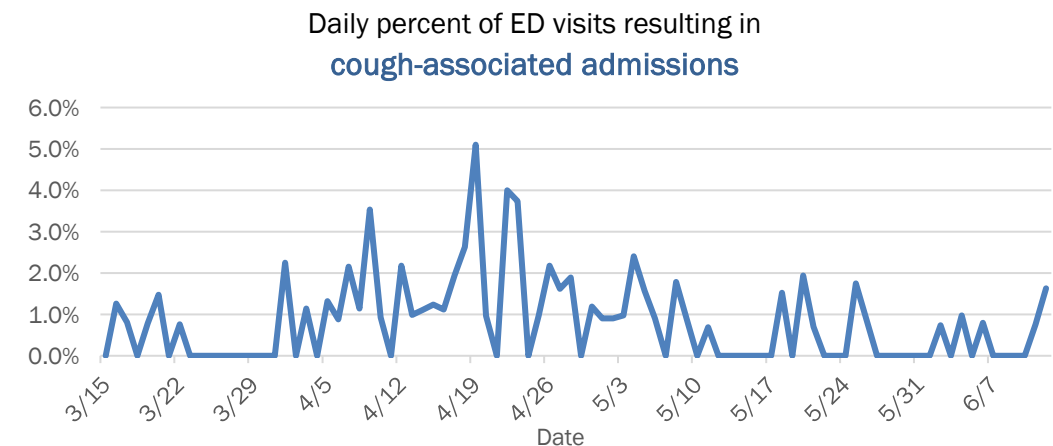
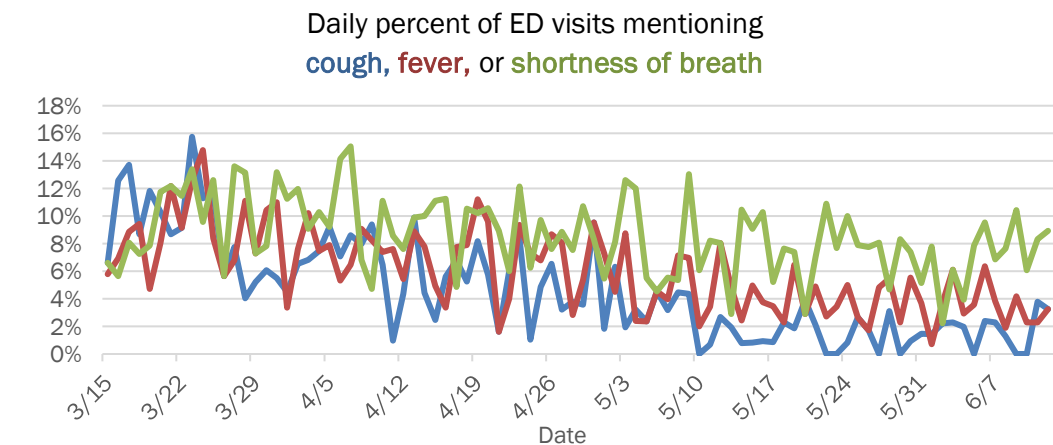
Laboratory testing for Florida residents and non-Florida residents over the past 2 weeks

Number and percent of positive labs

These counts include the number of people for whom the department received laboratory results by day. This percent is the number of people who test positive for the first time divided by all the people tested that day, excluding people who have previously tested positive.



Emergency department (ED) and freestanding ED (FSED) chief complaint and admission data for Sumter County

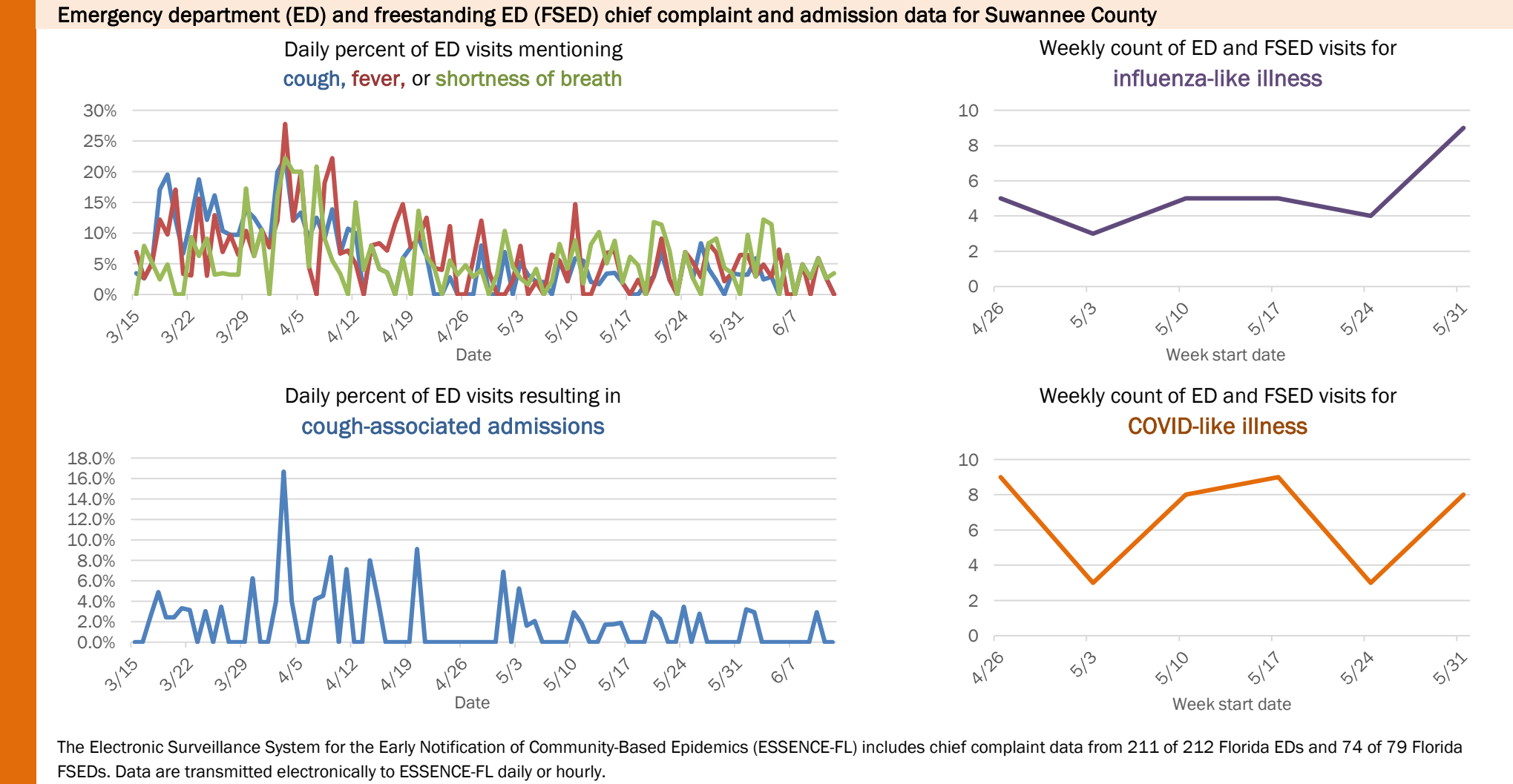
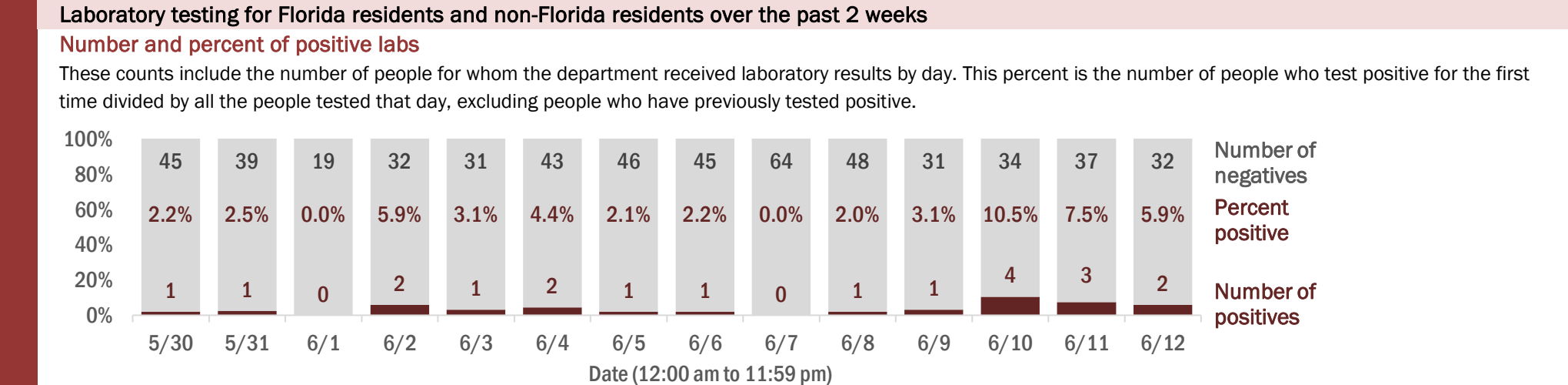
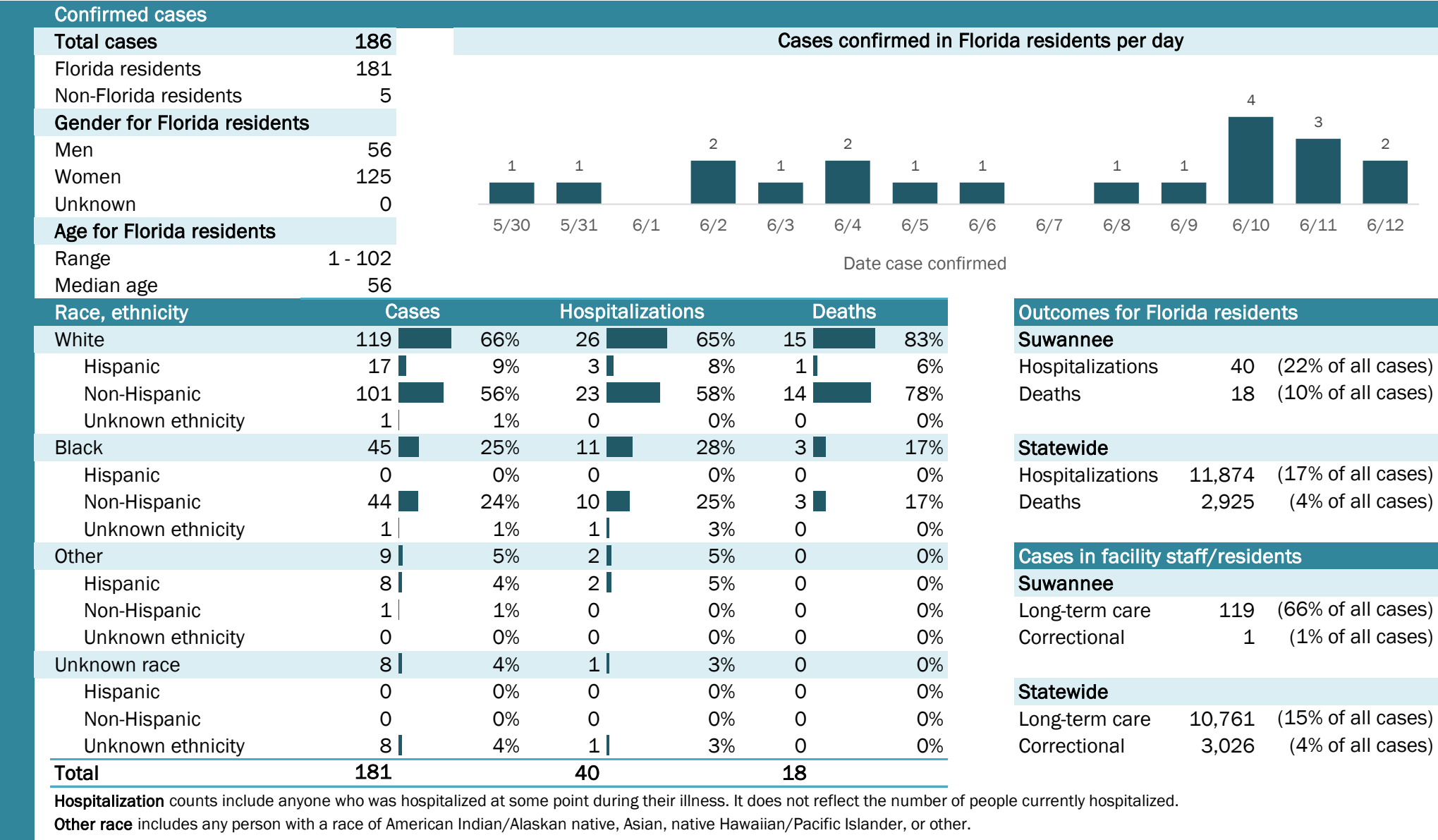


The Electronic Surveillance System for the Early Notification of Community-Based Epidemics (ESSENCE-FL) includes chief complaint data from 211 of 212 Florida EDs and 74 of 79 Florida FSEDs. Data are transmitted electronically to ESSENCE-FL daily or hourly.

Coronavirus: summary for Suwannee County

Data for Jun 13, 2020 (verified at 10 AM)

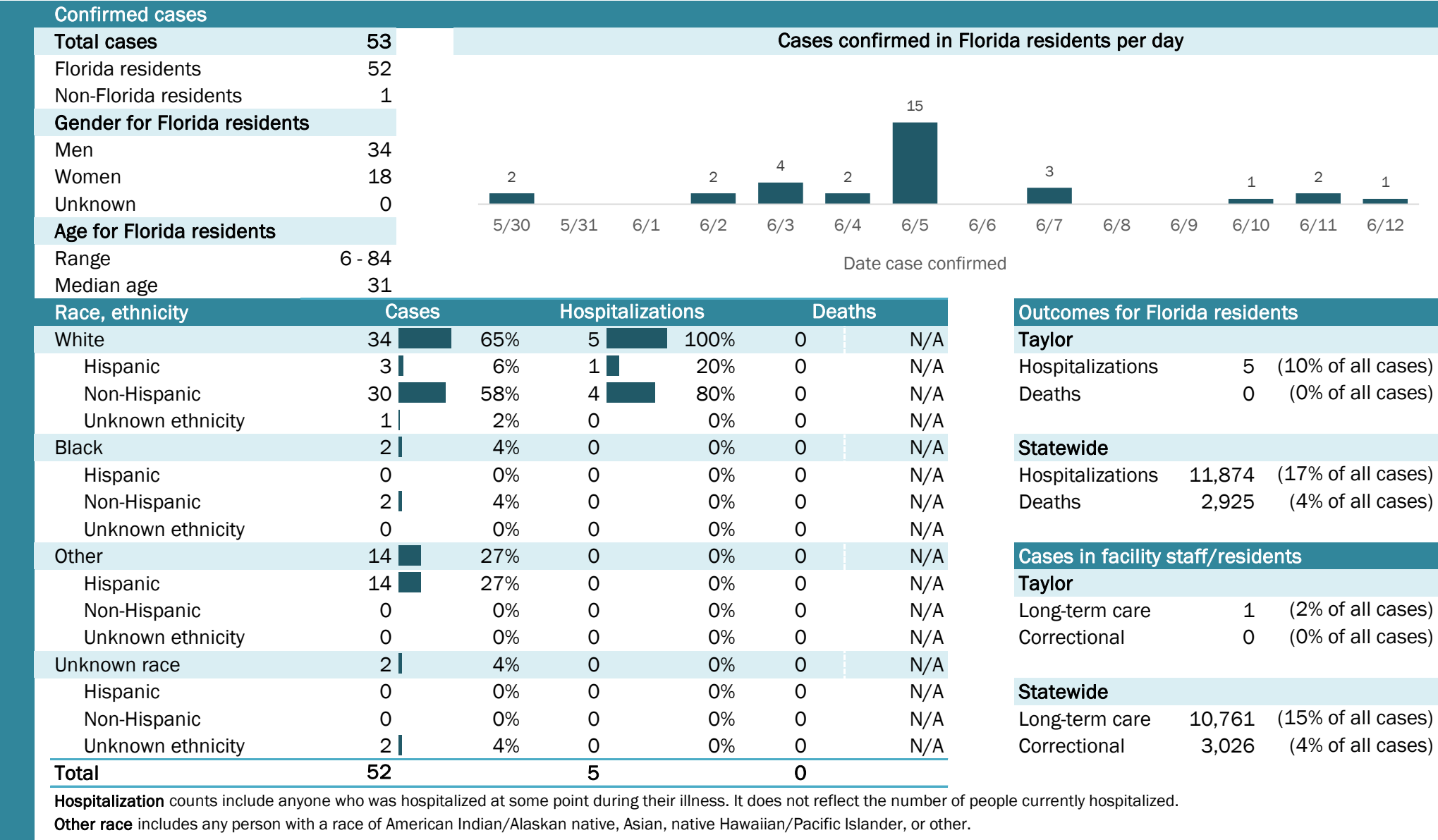
Data in this report are provisional and subject to change.



Coronavirus: summary for Taylor County

Data for Jun 13, 2020 (verified at 10 AM)

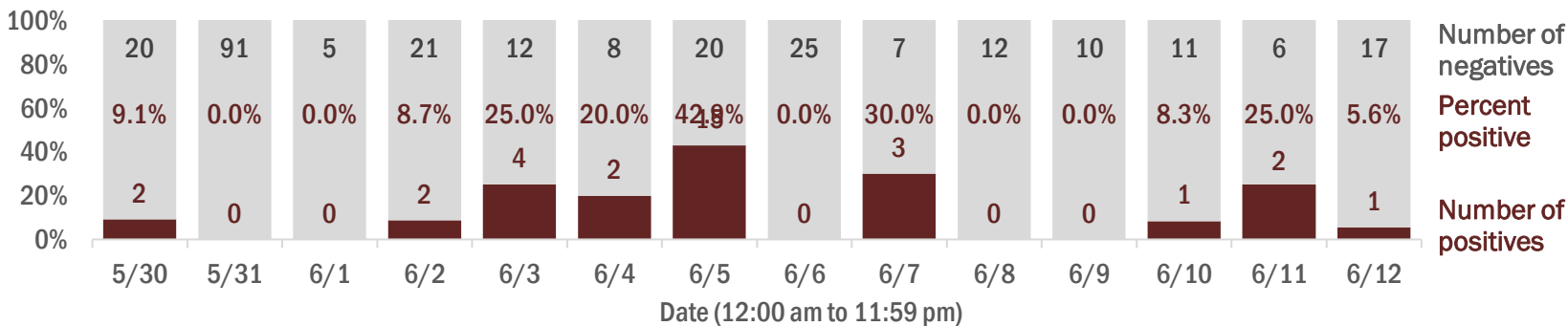
Data in this report are provisional and subject to change.



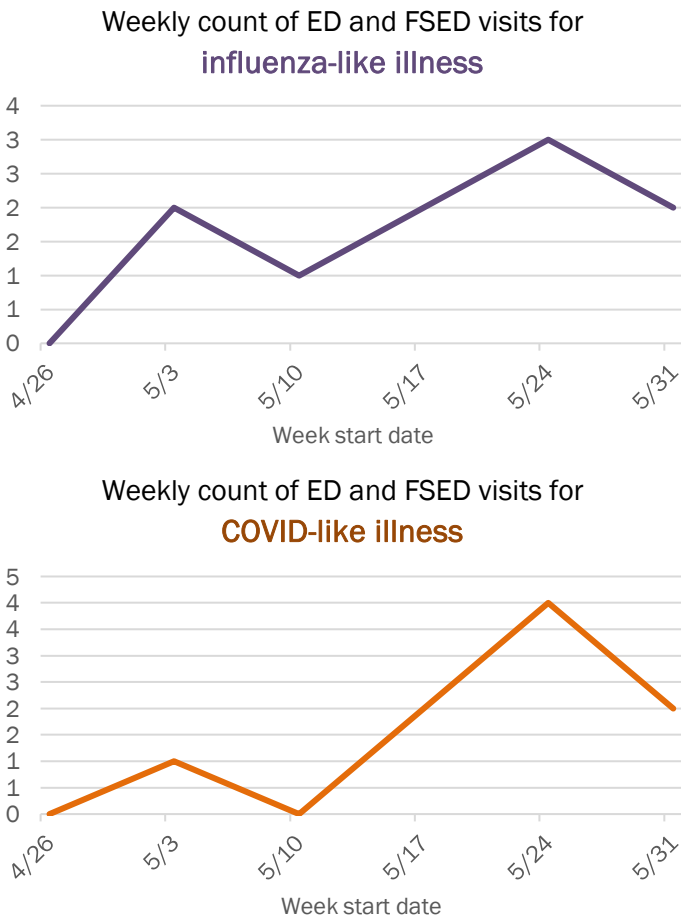
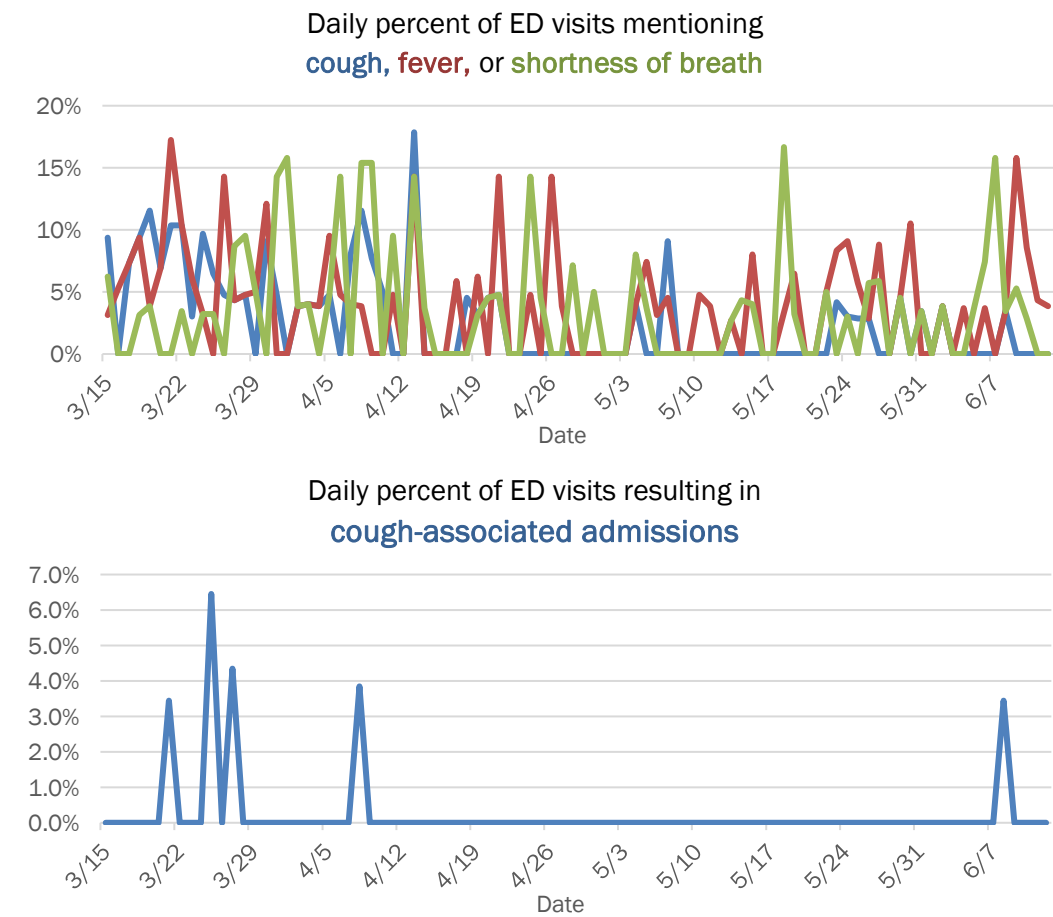
Laboratory testing for Florida residents and non-Florida residents over the past 2 weeks

Number and percent of positive labs

These counts include the number of people for whom the department received laboratory results by day. This percent is the number of people who test positive for the first time divided by all the people tested that day, excluding people who have previously tested positive.



Emergency department (ED) and freestanding ED (FSED) chief complaint and admission data for Taylor County



The Electronic Surveillance System for the Early Notification of Community-Based Epidemics (ESSENCE-FL) includes chief complaint data from 211 of 212 Florida EDs and 74 of 79 Florida FSEDs. Data are transmitted electronically to ESSENCE-FL daily or hourly.

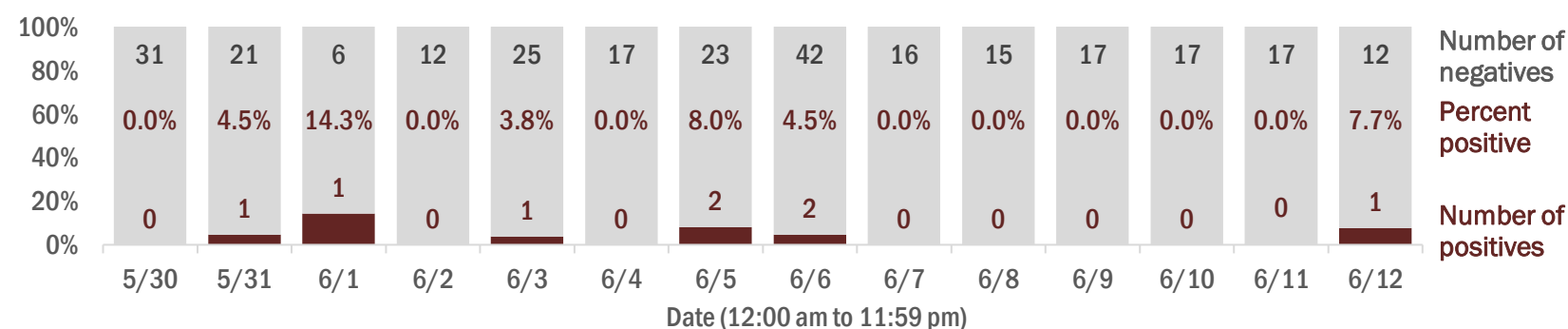
Data in this report are provisional and subject to change.

Outcomes for Florida residents		
Union		
Hospitalizations	8	(21% of all cases)
Deaths	1	(3% of all cases)
Statewide		
Hospitalizations	11,874	(17% of all cases)
Deaths	2,925	(4% of all cases)
Cases in facility staff/residents		
Union		
Long-term care	0	(0% of all cases)
Correctional	27	(69% of all cases)
Statewide		
Long-term care	10,761	(15% of all cases)
Correctional	3,026	(4% of all cases)

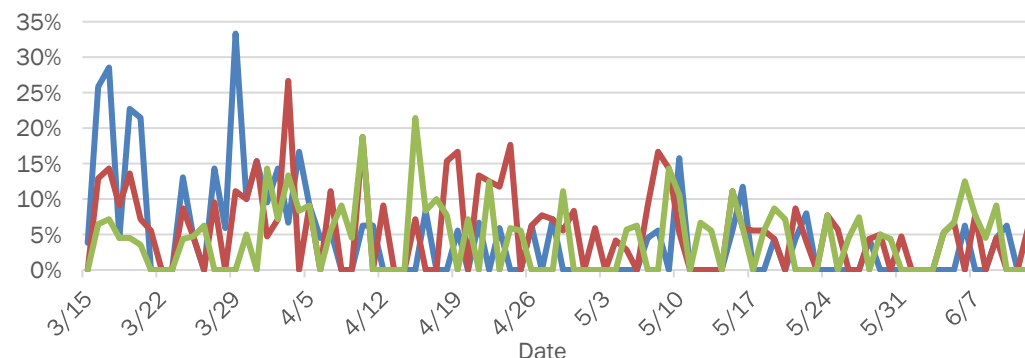
Hospitalization counts include anyone who was hospitalized at some point during their illness. It does not reflect the number of people currently hospitalized. **Other race** includes any person with a race of American Indian/Alaskan native, Asian, native Hawaiian/Pacific Islander, or other.

Number and percent of positive labs

These counts include the number of people for whom the department received laboratory results by day. This percent is the number of people who test positive for the first time divided by all the people tested that day, excluding people who have previously tested positive.



Daily percent of ED visits mentioning
cough, fever, or shortness of breath



The chart displays the percentage of the U.S. population that has been vaccinated against COVID-19. The x-axis represents the date, and the y-axis represents the percentage, ranging from 0.0% to 7.0% in 1.0% increments. The data shows a series of peaks and troughs, with the highest peak occurring around May 10, 2021, reaching approximately 6.4%.

Date	Percentage Vaccinated
3/15	0.0%
3/22	4.5%
3/29	4.4%
4/5	0.0%
4/12	0.0%
4/19	0.0%
4/26	0.0%
5/3	0.0%
5/10	6.4%
5/17	4.4%
5/24	0.0%
5/31	4.4%
6/7	6.4%

Week start date	New cases
4/26	3
5/3	2
5/10	3
5/17	3
5/24	0
5/31	0

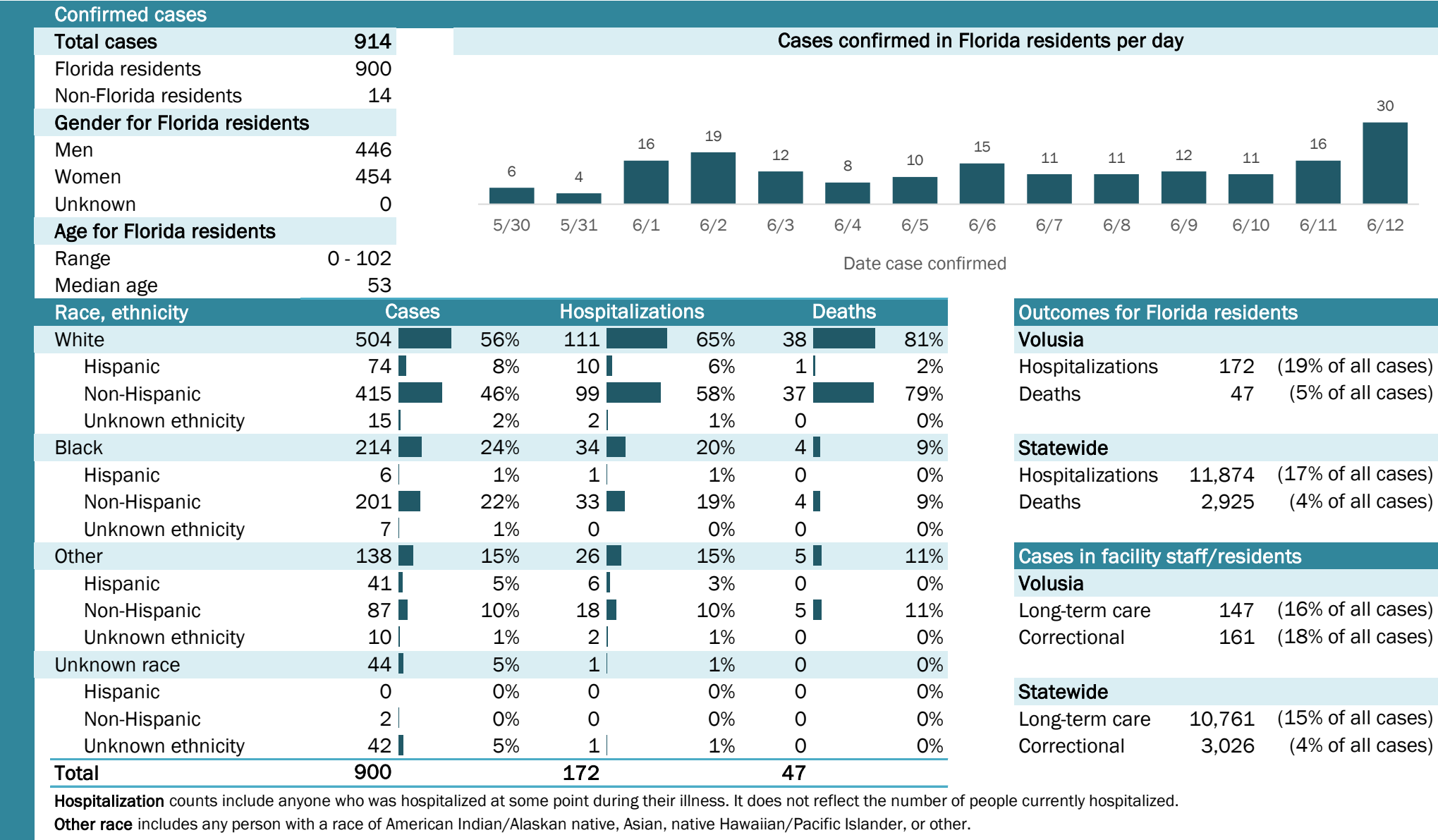
Week start date	New cases
4/26	2
5/3	4
5/10	5
5/17	6
5/24	2
5/31	1

The Electronic Surveillance System for the Early Notification of Community-Based Epidemics (ESSENCE-FL) includes chief complaint data from 211 of 212 Florida EDs and 74 of 79 Florida FSEDs. Data are transmitted electronically to ESSENCE-FL daily or hourly.

Coronavirus: summary for Volusia County

Data for Jun 13, 2020 (verified at 10 AM)

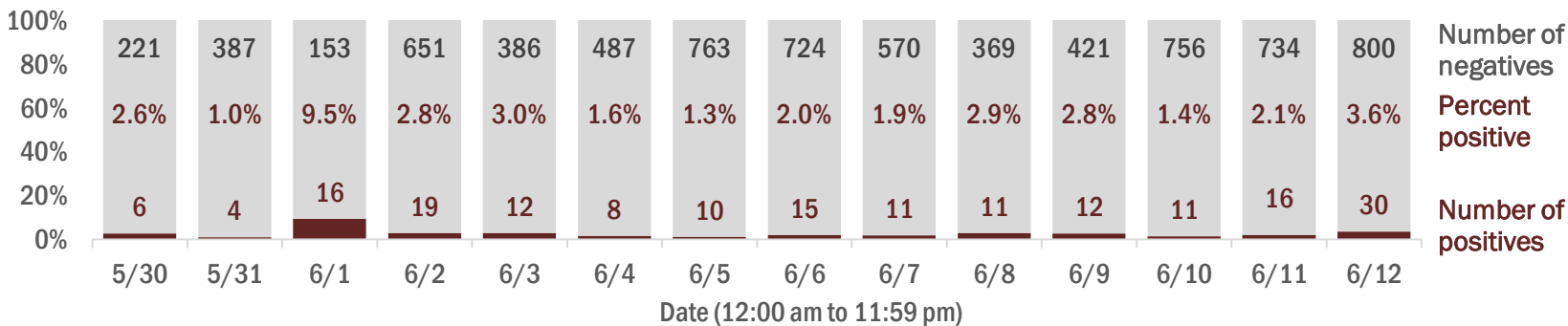
Data in this report are provisional and subject to change.



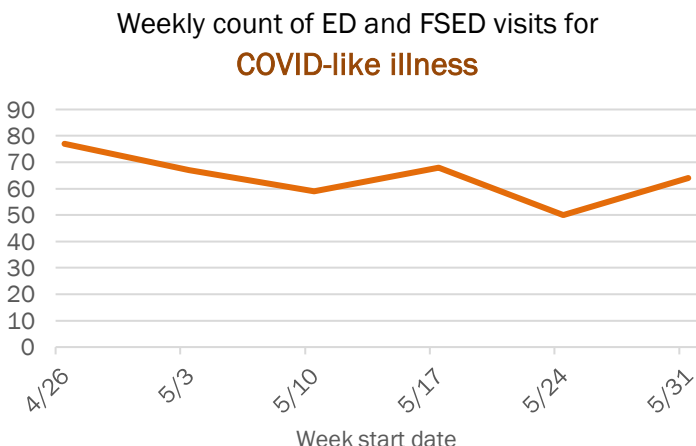
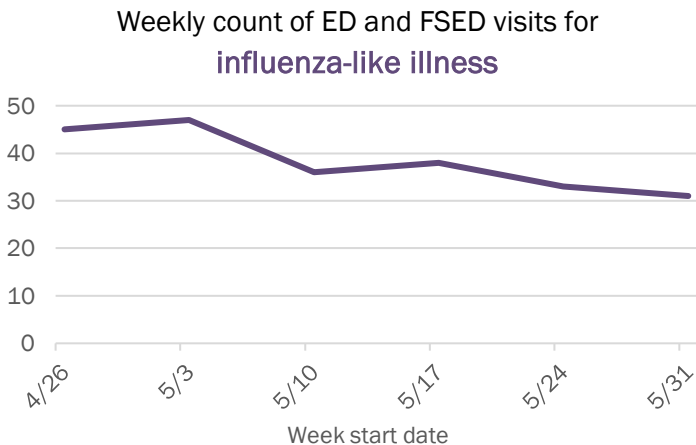
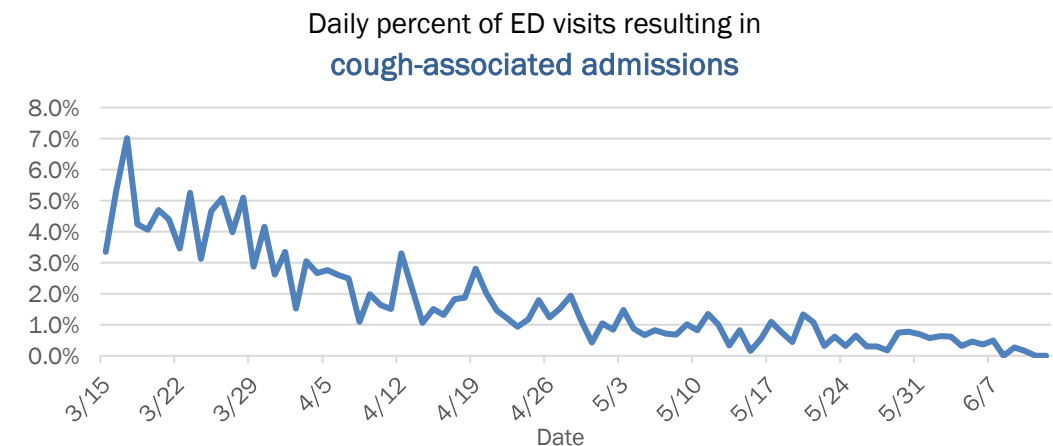
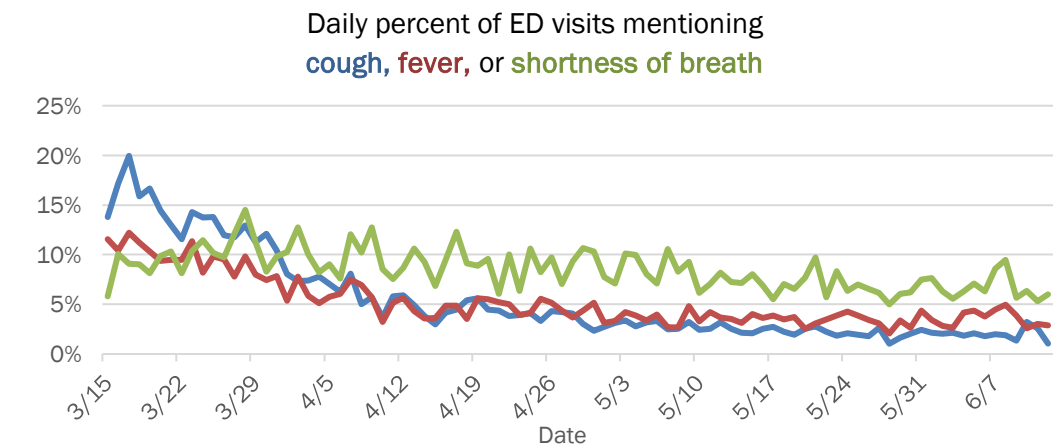
Laboratory testing for Florida residents and non-Florida residents over the past 2 weeks

Number and percent of positive labs

These counts include the number of people for whom the department received laboratory results by day. This percent is the number of people who test positive for the first time divided by all the people tested that day, excluding people who have previously tested positive.



Emergency department (ED) and freestanding ED (FSED) chief complaint and admission data for Volusia County



The Electronic Surveillance System for the Early Notification of Community-Based Epidemics (ESSENCE-FL) includes chief complaint data from 211 of 212 Florida EDs and 74 of 79 Florida FSEDs. Data are transmitted electronically to ESSENCE-FL daily or hourly.

Coronavirus: summary for Wakulla County

Data for Jun 13, 2020 (verified at 10 AM)

Data in this report are provisional and subject to change.

Confirmed cases

Total cases

35

Cases confirmed in Florida residents per day

1

5/305/316/16/26/36/46/56/66/76/86/96/106/116/12

Date case confirmed

Florida residents

33

Non-Florida residents

2

Gender for Florida residents

Men

10

Women

23

Unknown

0

Age for Florida residents

Range

18 - 86

Median age

46

Race, ethnicity	Cases	Hospitalizations	Deaths
White	1752%240%1100%		
Hispanic	00%00%00%		
Non-Hispanic	1752%240%1100%		
Unknown ethnicity	00%00%00%		
Black	1339%240%00%		
Hispanic	00%00%00%		
Non-Hispanic	1339%240%00%		
Unknown ethnicity	00%00%00%		
Other	39%120%00%		
Hispanic	00%00%00%		
Non-Hispanic	39%120%00%		
Unknown ethnicity	00%00%00%		
Unknown race	00%00%00%		
Hispanic	00%00%00%		
Non-Hispanic	00%00%00%		
Unknown ethnicity	00%00%00%		
Total	3351		

Hospitalization

counts include anyone who was hospitalized at some point during their illness. It does not reflect the number of people currently hospitalized.

Other race

includes any person with a race of American Indian/Alaskan native, Asian, native Hawaiian/Pacific Islander, or other.

Outcomes for Florida residents

Wakulla

Hospitalizations

5

(15% of all cases)

Deaths

1

(3% of all cases)

Statewide

Hospitalizations

11,874

(17% of all cases)

Deaths

2,925

(4% of all cases)

Cases in facility staff/residents

Wakulla

Long-term care

12

(36% of all cases)

Correctional

4

(12% of all cases)

Statewide

Long-term care

10,761

(15% of all cases)

Correctional

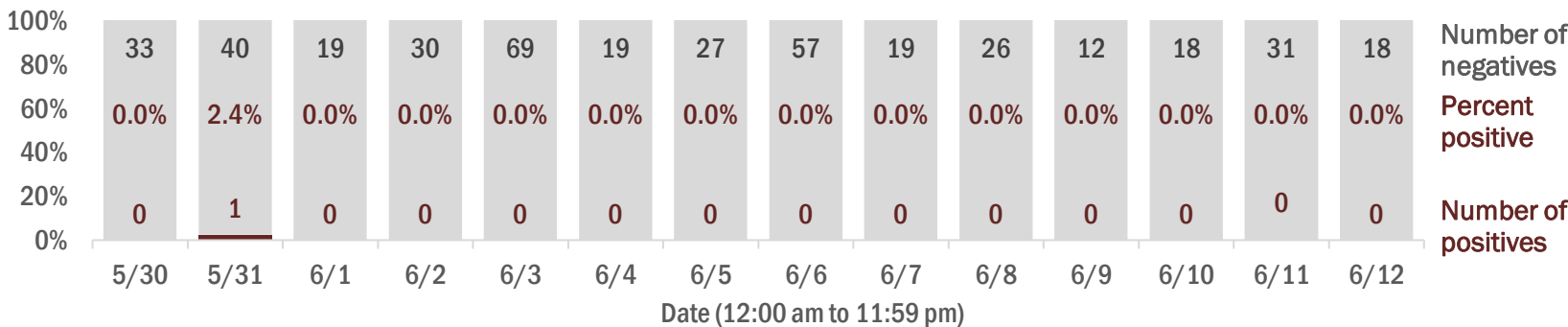
3,026

(4% of all cases)

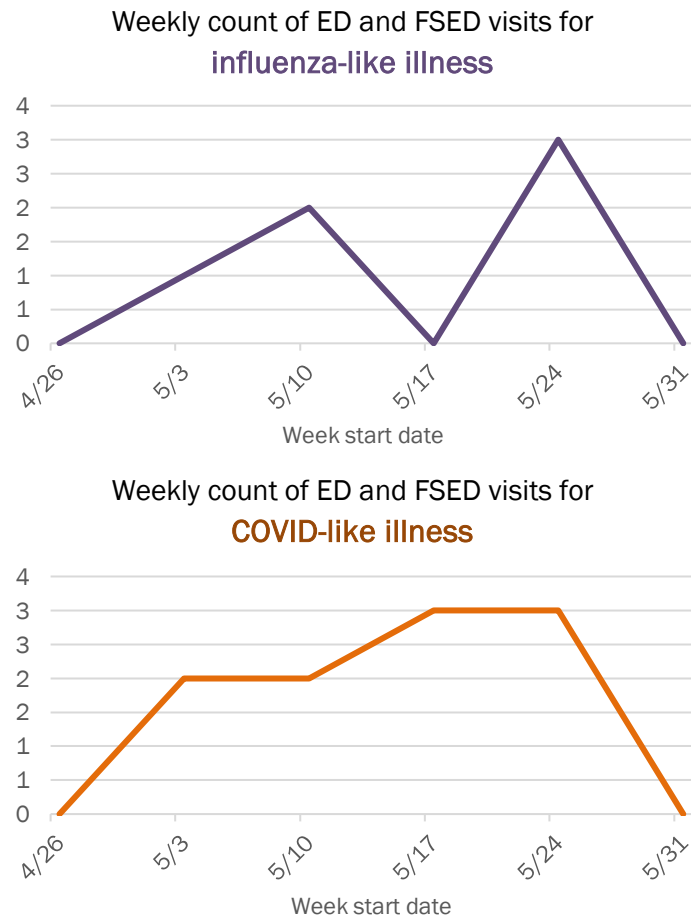
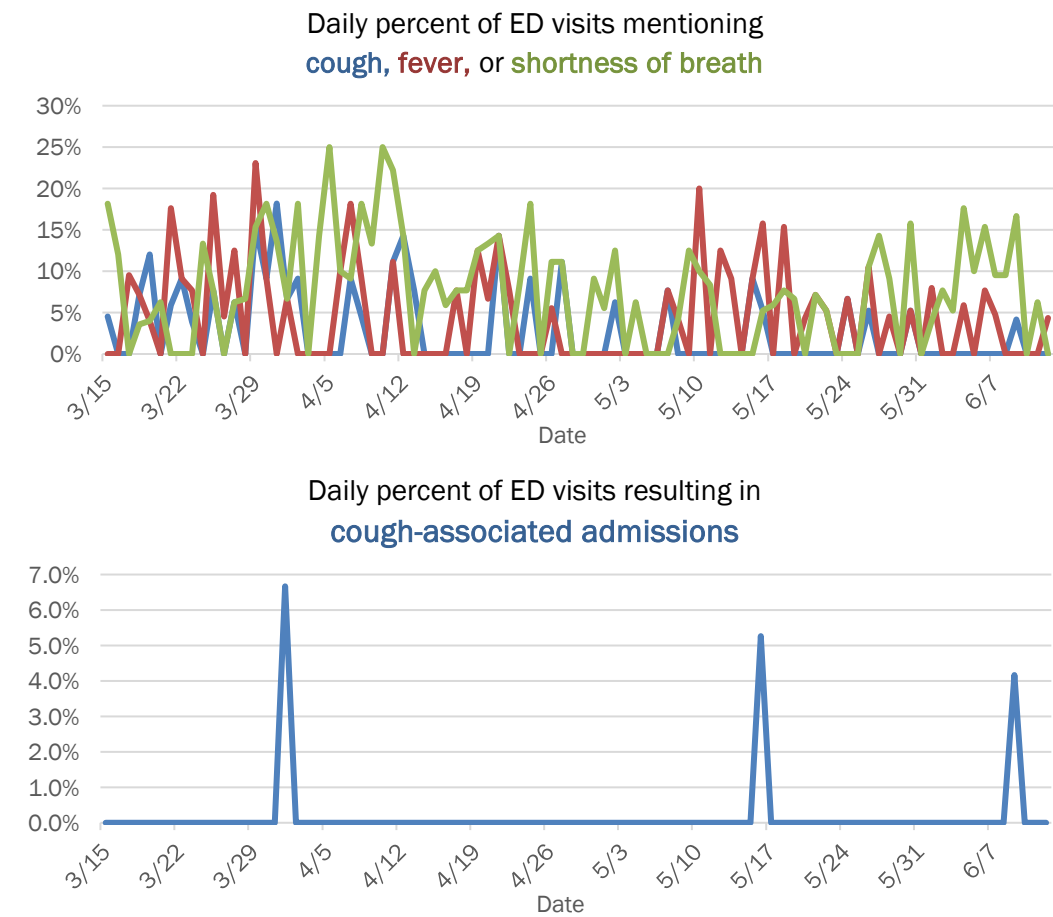
Laboratory testing for Florida residents and non-Florida residents over the past 2 weeks

Number and percent of positive labs

These counts include the number of people for whom the department received laboratory results by day. This percent is the number of people who test positive for the first time divided by all the people tested that day, excluding people who have previously tested positive.



Emergency department (ED) and freestanding ED (FSED) chief complaint and admission data for Wakulla County

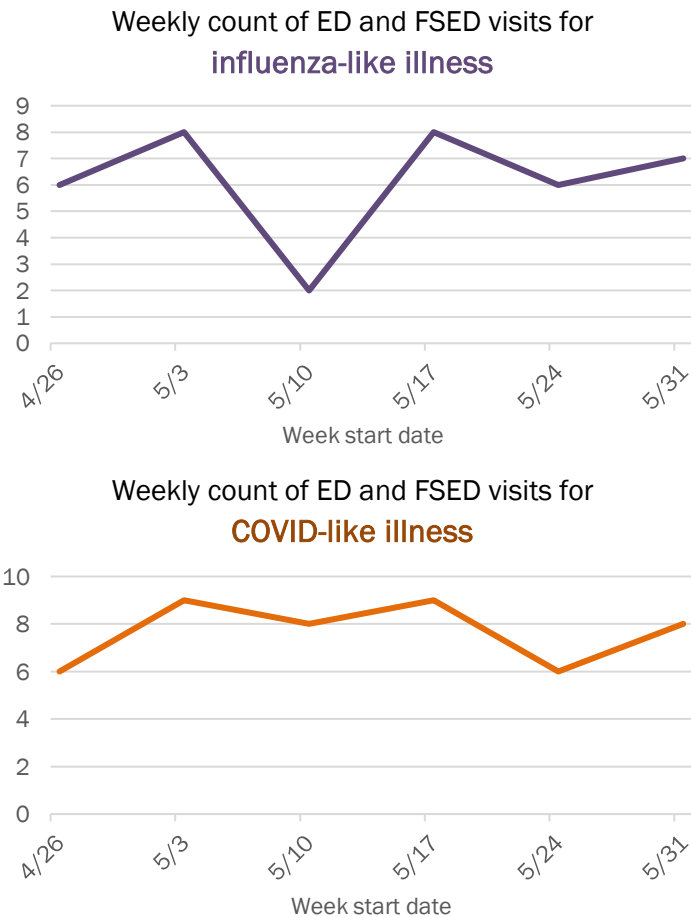
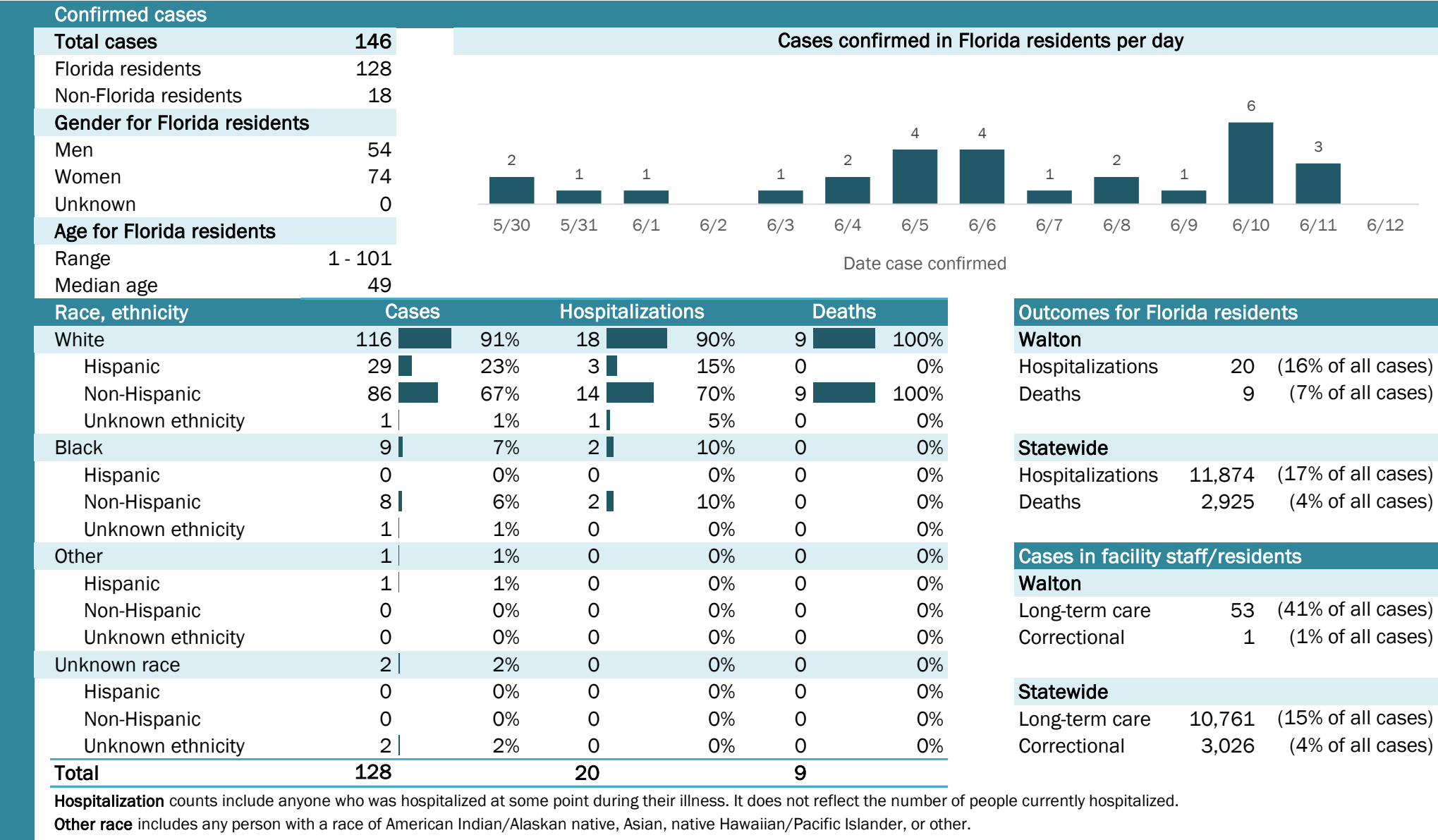


The Electronic Surveillance System for the Early Notification of Community-Based Epidemics (ESSENCE-FL) includes chief complaint data from 211 of 212 Florida EDs and 74 of 79 Florida FSEDs. Data are transmitted electronically to ESSENCE-FL daily or hourly.

Coronavirus: summary for Walton County

Data for Jun 13, 2020 (verified at 10 AM)

Data in this report are provisional and subject to change.



Weekly count of ED and FSED visits for

COVID-like illness

10

8

6

4

2

0

4/26

5/3

5/10

5/17

5/24

5/31

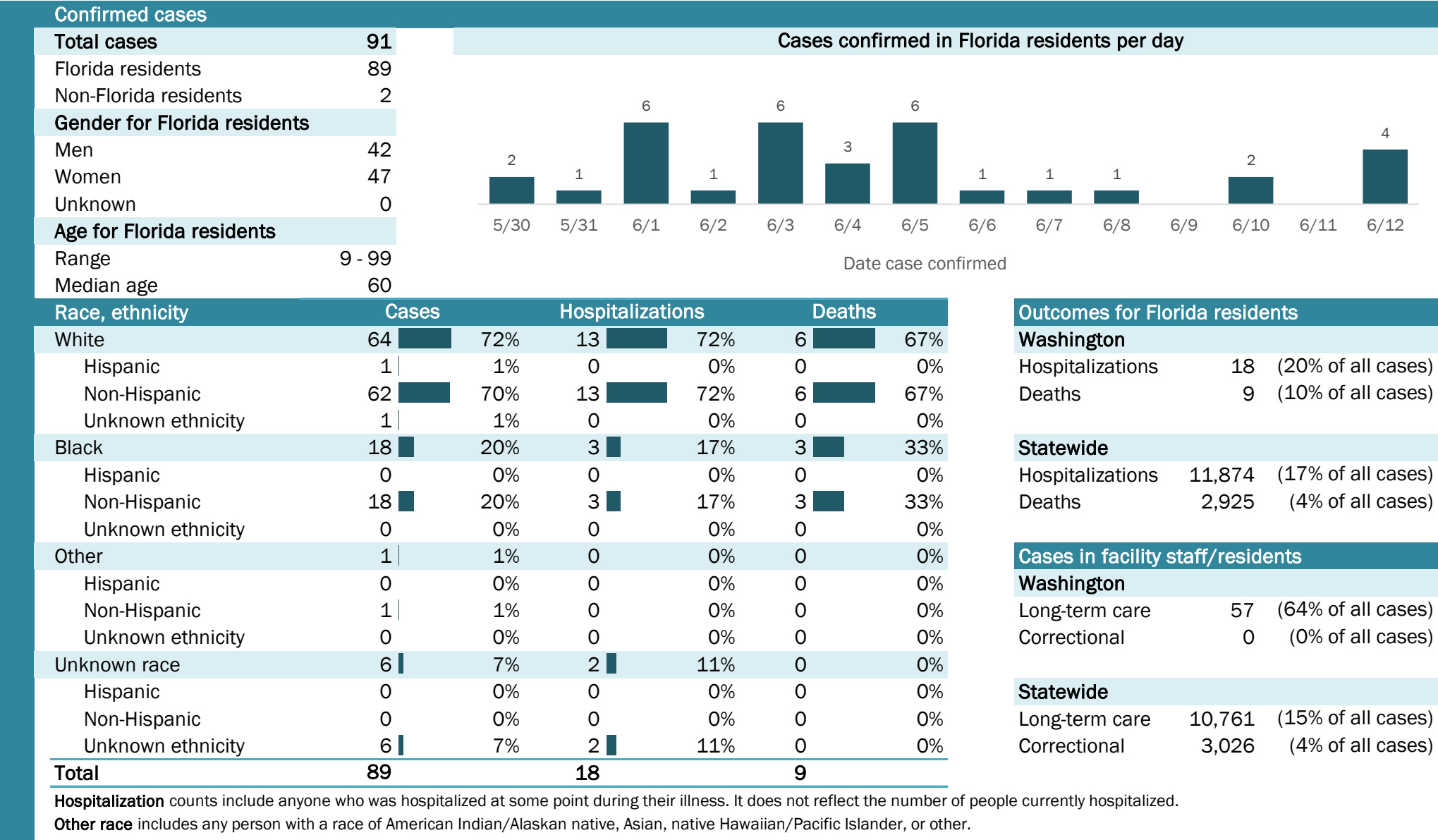
Week start date

The Electronic Surveillance System for the Early Notification of Community-Based Epidemics (ESSENCE-FL) includes chief complaint data from 211 of 212 Florida EDs and 74 of 79 Florida FSEDs. Data are transmitted electronically to ESSENCE-FL daily or hourly.

Coronavirus: summary for Washington County

Data for Jun 13, 2020 (verified at 10 AM)

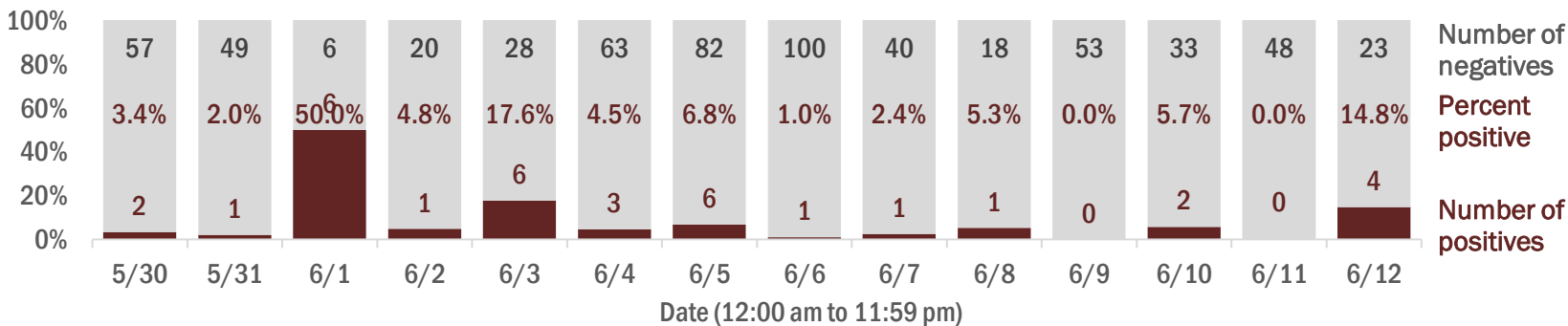
Data in this report are provisional and subject to change.



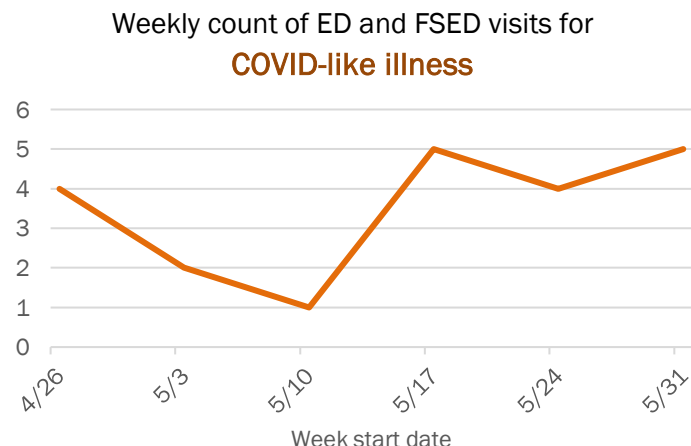
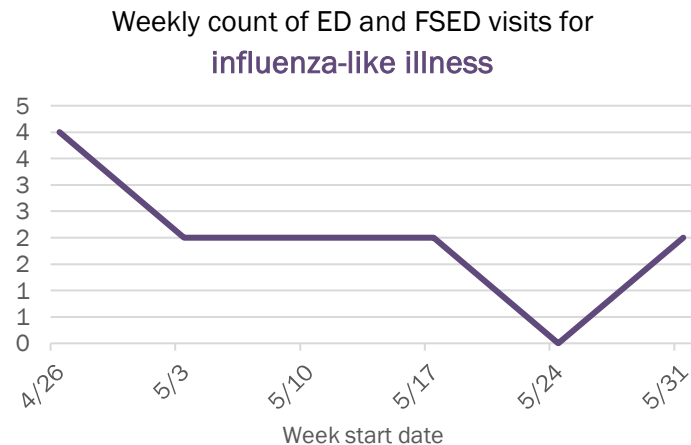
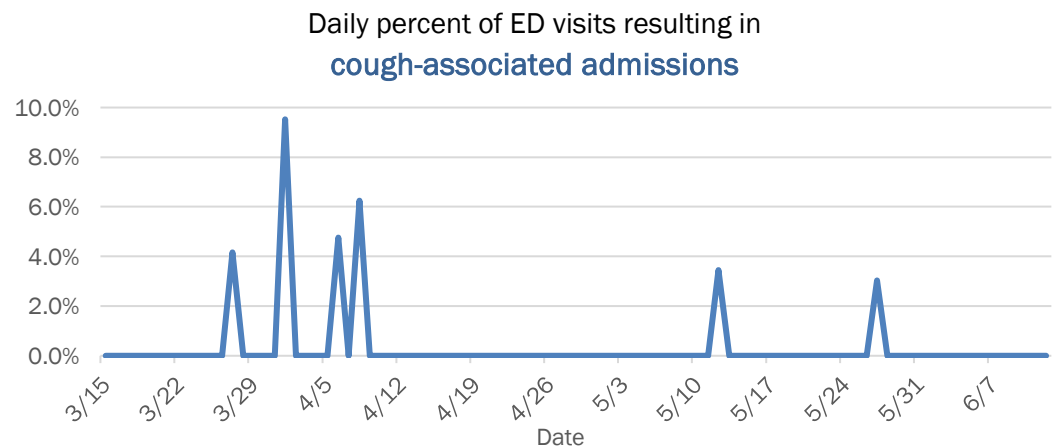
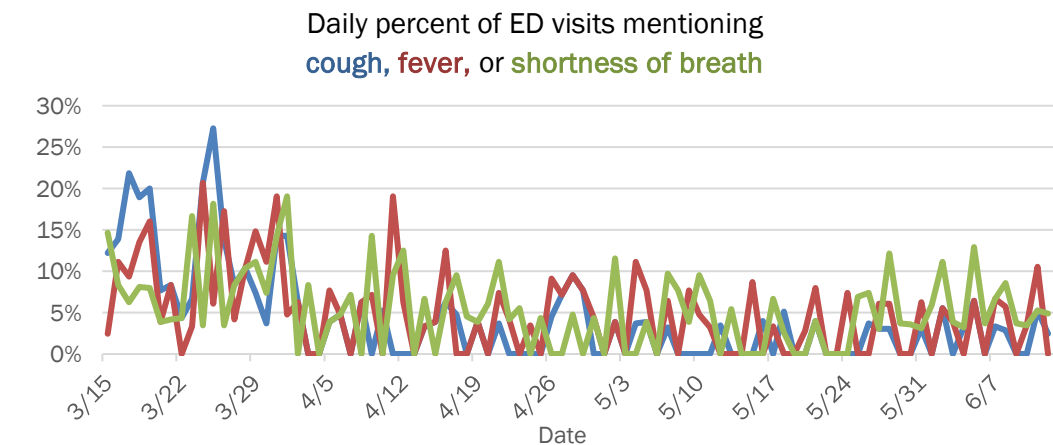
Laboratory testing for Florida residents and non-Florida residents over the past 2 weeks

Number and percent of positive labs

These counts include the number of people for whom the department received laboratory results by day. This percent is the number of people who test positive for the first time divided by all the people tested that day, excluding people who have previously tested positive.



Emergency department (ED) and freestanding ED (FSED) chief complaint and admission data for Washington County



The Electronic Surveillance System for the Early Notification of Community-Based Epidemics (ESSENCE-FL) includes chief complaint data from 211 of 212 Florida EDs and 74 of 79 Florida FSEDs. Data are transmitted electronically to ESSENCE-FL daily or hourly.