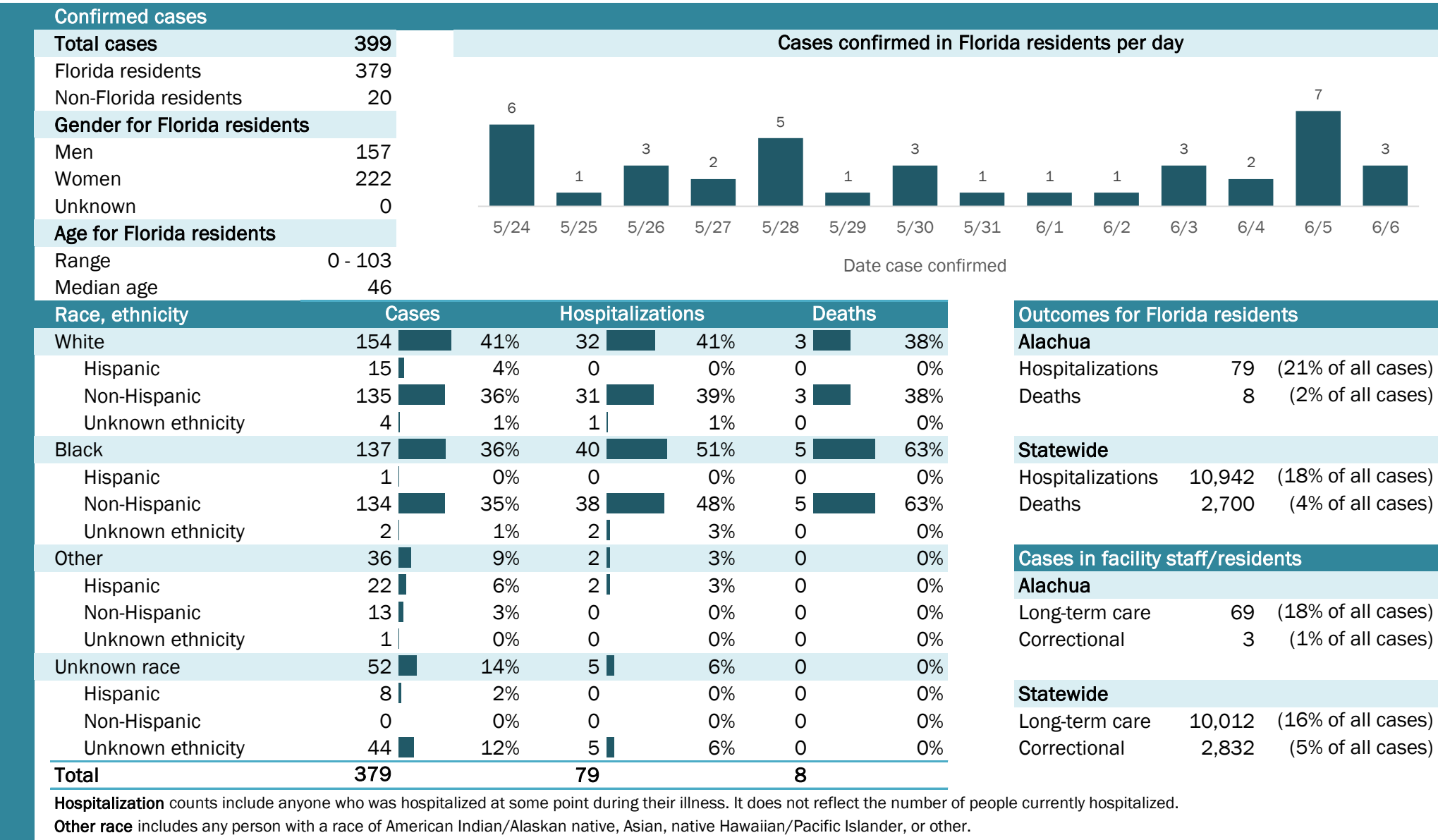


Coronavirus: summary for Alachua County

Data for Jun 7, 2020 (verified at 10 AM)

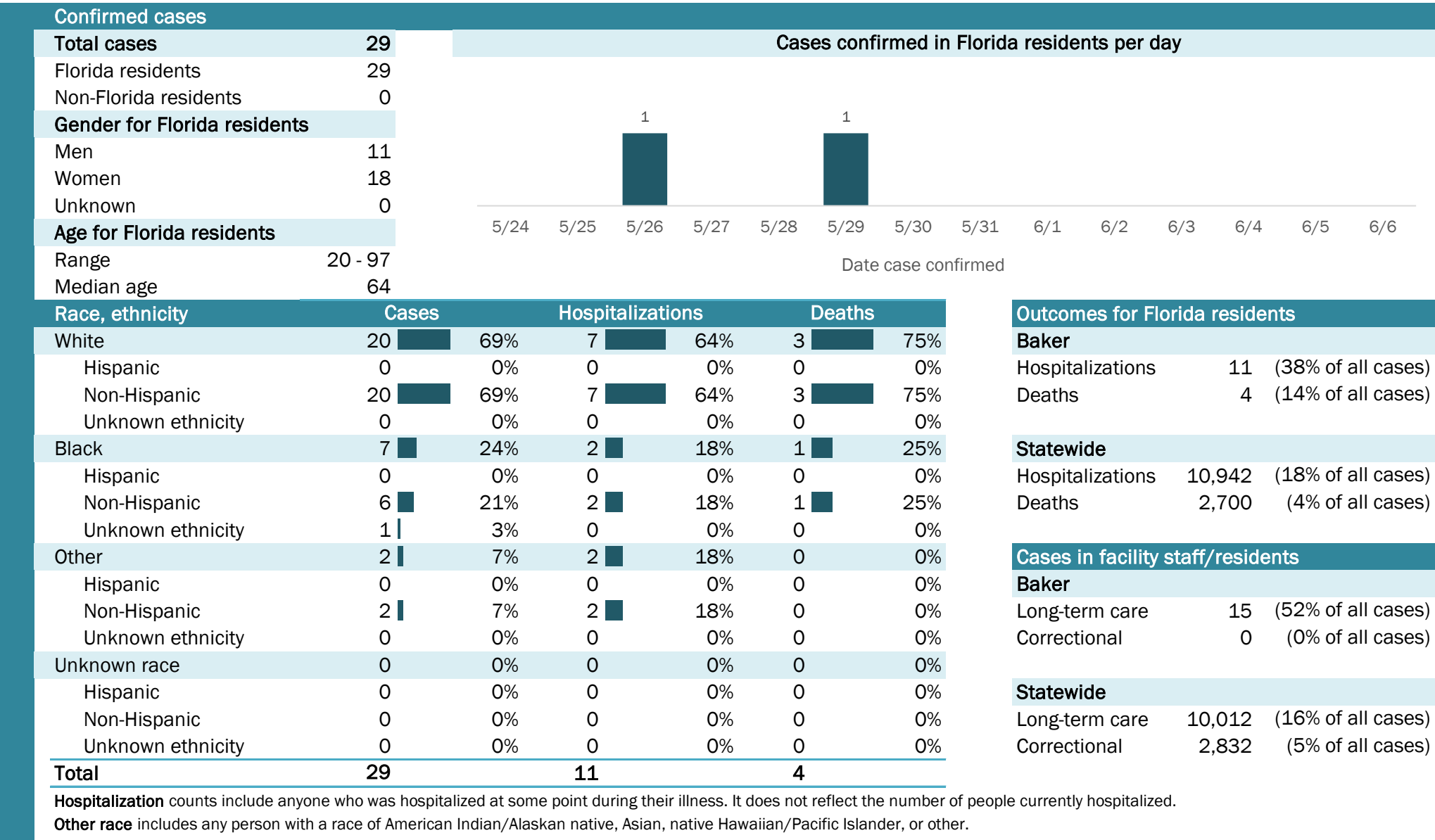
Data in this report are provisional and subject to change.



Coronavirus: summary for Baker County

Data for Jun 7, 2020 (verified at 10 AM)

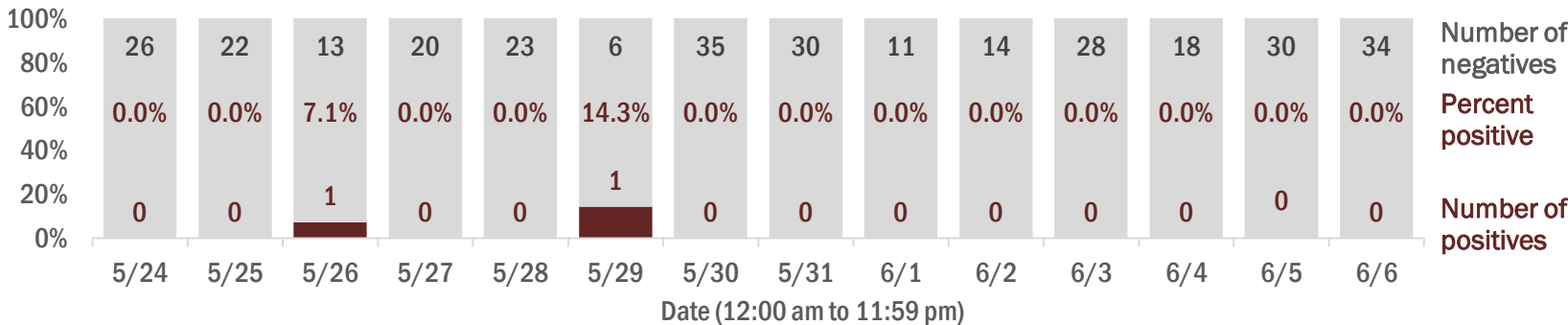
Data in this report are provisional and subject to change.



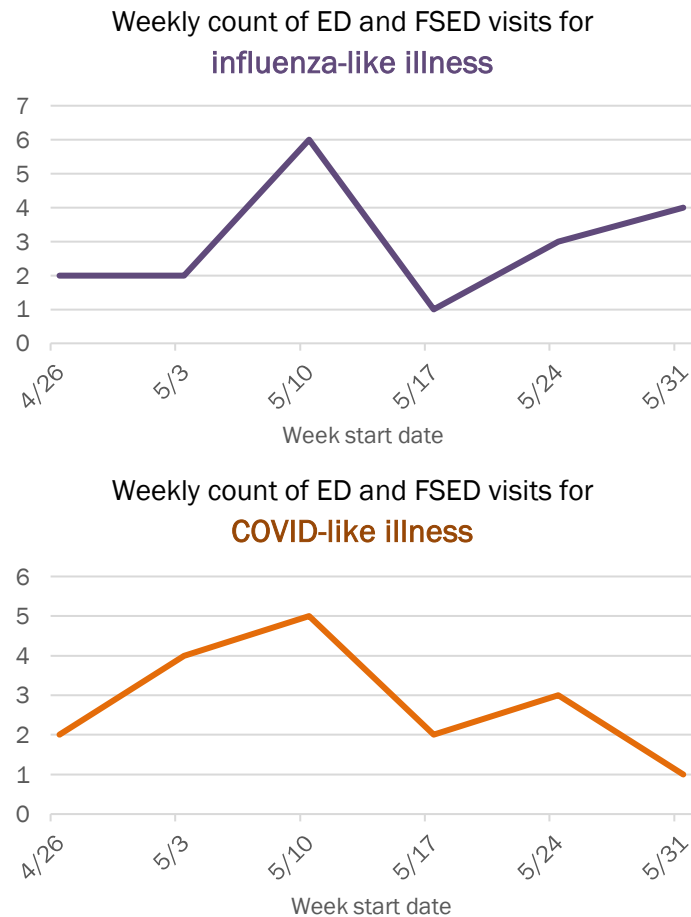
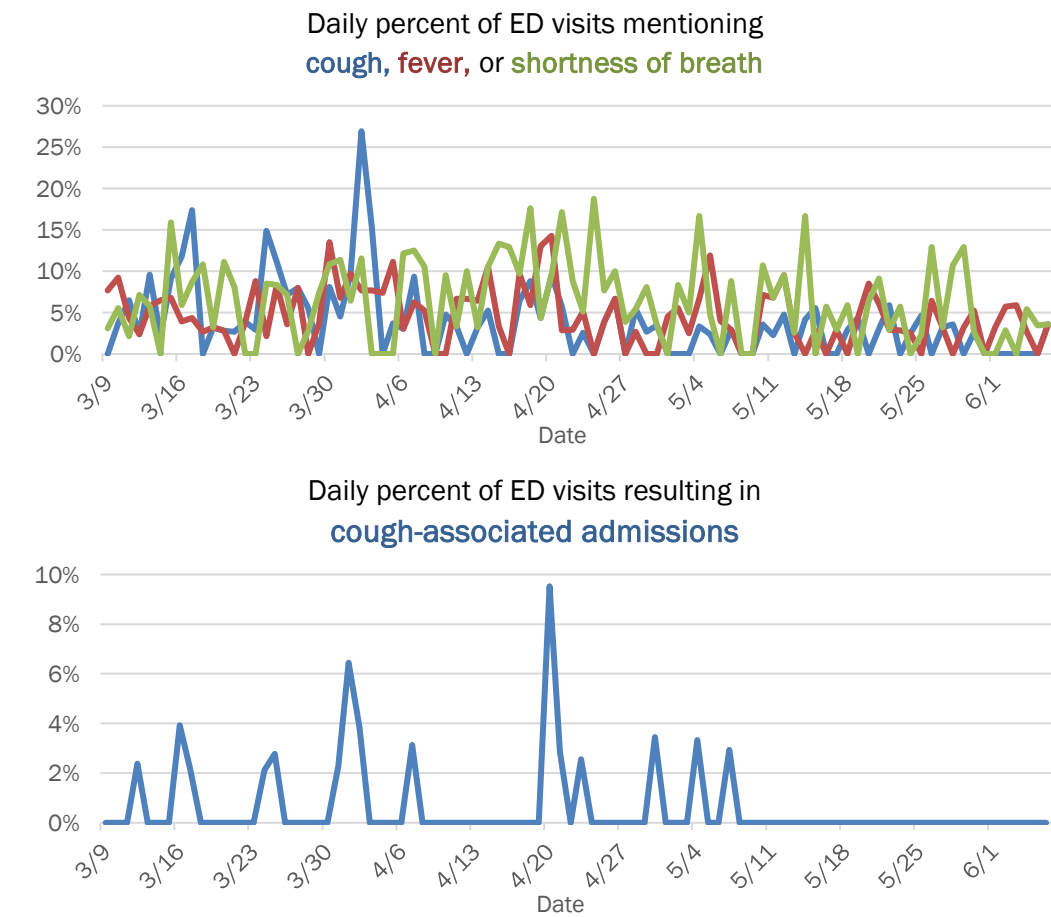
Laboratory testing for Florida residents and non-Florida residents over the past 2 weeks

Number and percent of positive labs

These counts include the number of people for whom the department received laboratory results by day. This percent is the number of people who test positive for the first time divided by all the people tested that day, excluding people who have previously tested positive.



Emergency department (ED) and freestanding ED (FSED) chief complaint and admission data for Baker County

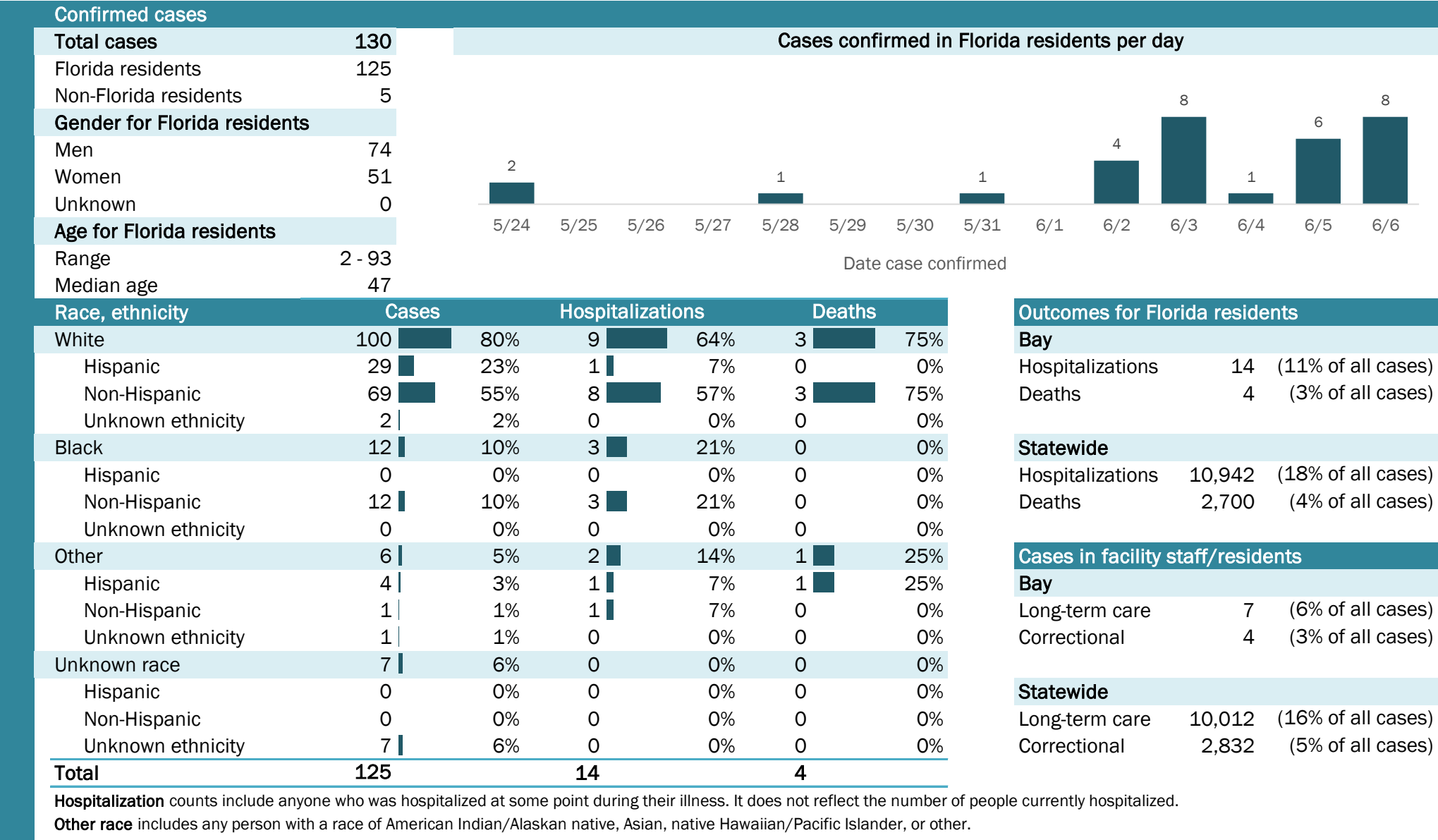


The Electronic Surveillance System for the Early Notification of Community-Based Epidemics (ESSENCE-FL) includes chief complaint data from 211 of 212 Florida EDs and 74 of 79 Florida FSEDs. Data are transmitted electronically to ESSENCE-FL daily or hourly.

Coronavirus: summary for Bay County

Data for Jun 7, 2020 (verified at 10 AM)

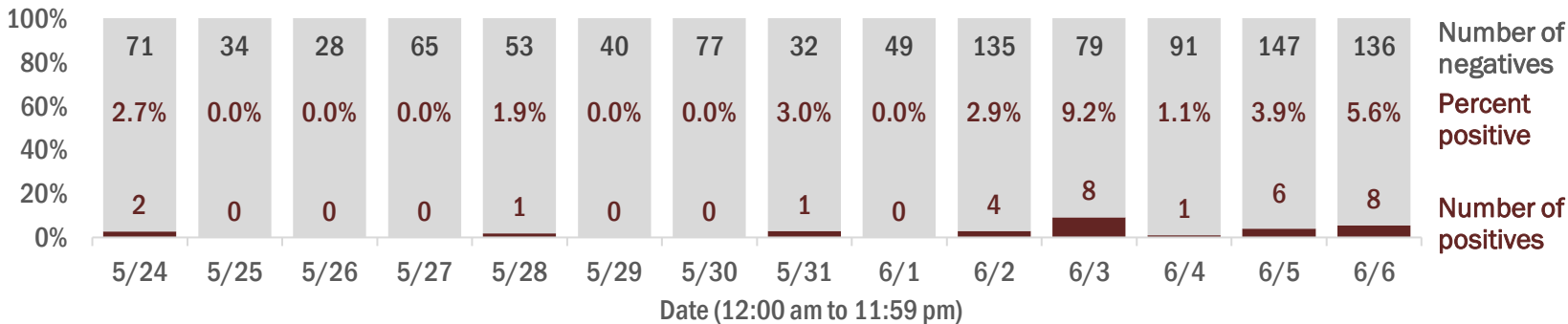
Data in this report are provisional and subject to change.



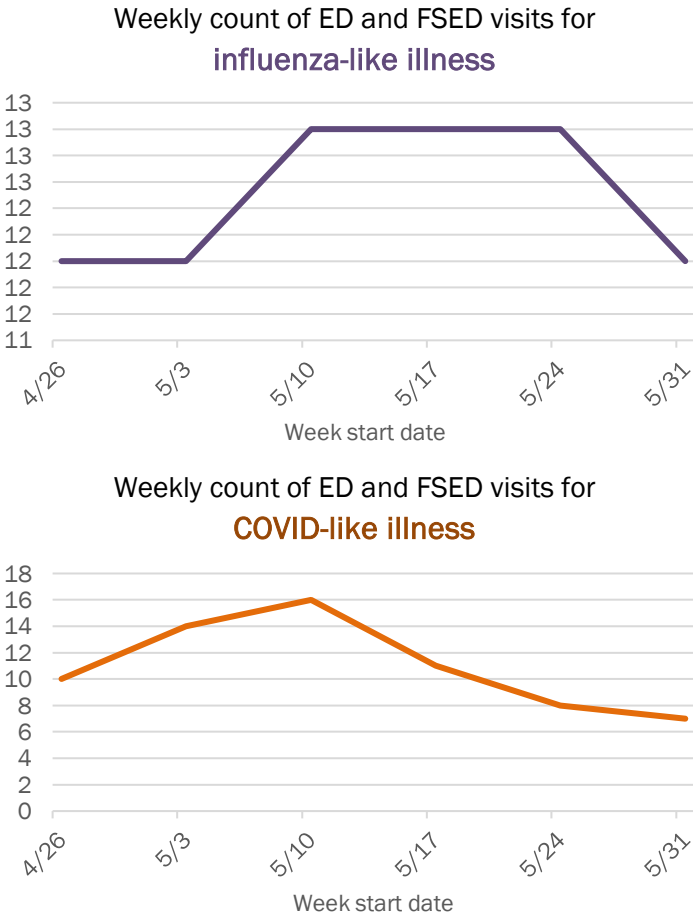
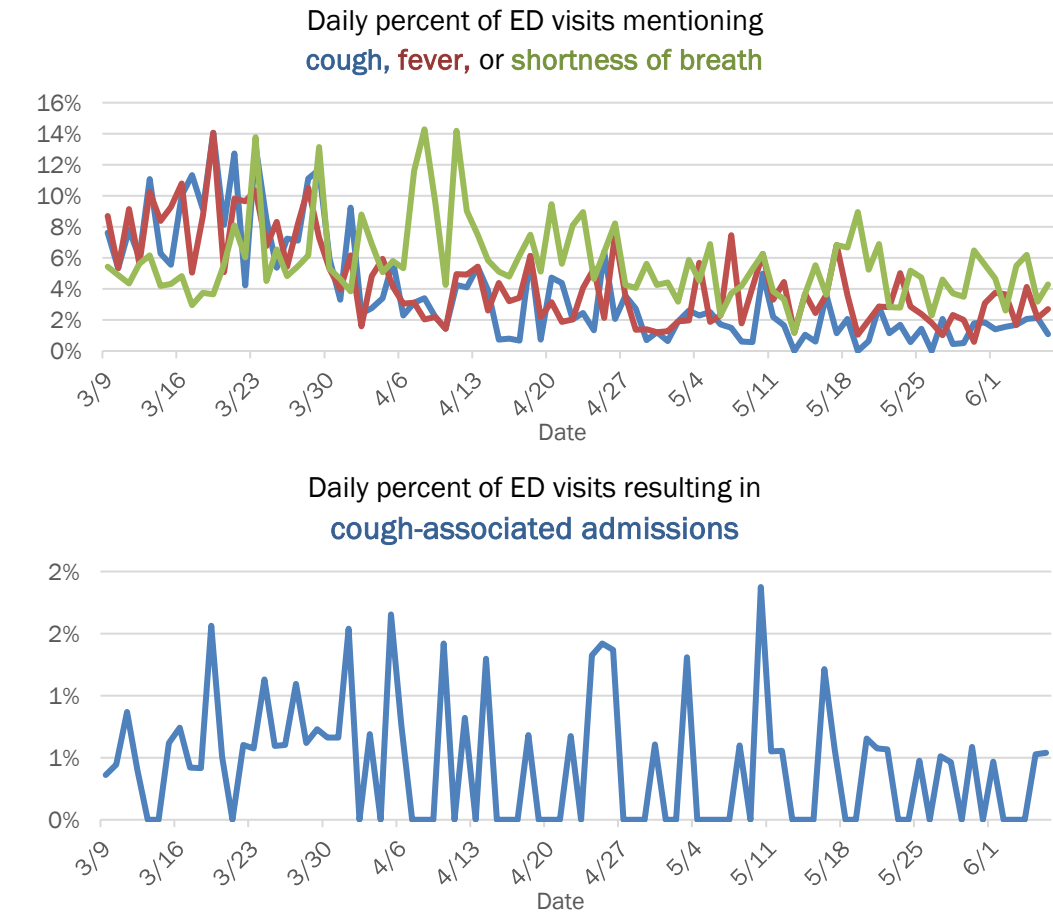
Laboratory testing for Florida residents and non-Florida residents over the past 2 weeks

Number and percent of positive labs

These counts include the number of people for whom the department received laboratory results by day. This percent is the number of people who test positive for the first time divided by all the people tested that day, excluding people who have previously tested positive.



Emergency department (ED) and freestanding ED (FSED) chief complaint and admission data for Bay County



The Electronic Surveillance System for the Early Notification of Community-Based Epidemics (ESSENCE-FL) includes chief complaint data from 211 of 212 Florida EDs and 74 of 79 Florida FSEDs. Data are transmitted electronically to ESSENCE-FL daily or hourly.

Coronavirus: summary for Bradford County

Data for Jun 7, 2020 (verified at 10 AM)

Data in this report are provisional and subject to change.

Confirmed cases

Total cases

52

Cases confirmed in Florida residents per day

1

5/245/255/265/275/285/295/305/316/16/26/36/46/56/6

Date case confirmed

Florida residents

52

Non-Florida residents

0

Gender for Florida residents

Men

11

Women

41

Unknown

0

Age for Florida residents

Range

8 - 107

Median age

71

Race, ethnicity	Cases	Hospitalizations	Deaths
White	4688%	982%	2100%
Hispanic	00%	00%	00%
Non-Hispanic	4688%	982%	2100%
Unknown ethnicity	00%	00%	00%
Black	510%	19%	00%
Hispanic	00%	00%	00%
Non-Hispanic	510%	19%	00%
Unknown ethnicity	00%	00%	00%
Other	12%	19%	00%
Hispanic	00%	00%	00%
Non-Hispanic	12%	19%	00%
Unknown ethnicity	00%	00%	00%
Unknown race	00%	00%	00%
Hispanic	00%	00%	00%
Non-Hispanic	00%	00%	00%
Unknown ethnicity	00%	00%	00%
Total	52	11	2

Hospitalization

counts include anyone who was hospitalized at some point during their illness. It does not reflect the number of people currently hospitalized.

Other race

includes any person with a race of American Indian/Alaskan native, Asian, native Hawaiian/Pacific Islander, or other.

Outcomes for Florida residents

Bradford

Hospitalizations

11

(21% of all cases)

Deaths

2

(4% of all cases)

Statewide

Hospitalizations

10,942

(18% of all cases)

Deaths

2,700

(4% of all cases)

Cases in facility staff/residents

Bradford

Long-term care

28

(54% of all cases)

Correctional

0

(0% of all cases)

Statewide

Long-term care

10,012

(16% of all cases)

Correctional

2,832

(5% of all cases)

Laboratory testing for Florida residents and non-Florida residents over the past 2 weeks

Number and percent of positive labs

These counts include the number of people for whom the department received laboratory results by day. This percent is the number of people who test positive for the first time divided by all the people tested that day, excluding people who have previously tested positive.

Date	Number of negatives	Percent positive	Number of positives
5/24	83	0.0%	0
5/25	14	0.0%	0
5/26	20	0.0%	0
5/27	25	0.0%	0
5/28	44	0.0%	0
5/29	15	0.0%	0
5/30	63	0.0%	0
5/31	22	0.0%	0
6/1	24	0.0%	0
6/2	15	0.0%	0
6/3	32	0.0%	0
6/4	28	0.0%	0
6/5	41	2.4%	1
6/6	59	0.0%	0

Emergency department (ED) and freestanding ED (FSED) chief complaint and admission data for Bradford County

Daily percent of ED visits mentioning cough, fever, or shortness of breath

Daily percent of ED visits resulting in cough-associated admissions

Weekly count of ED and FSED visits for influenza-like illness

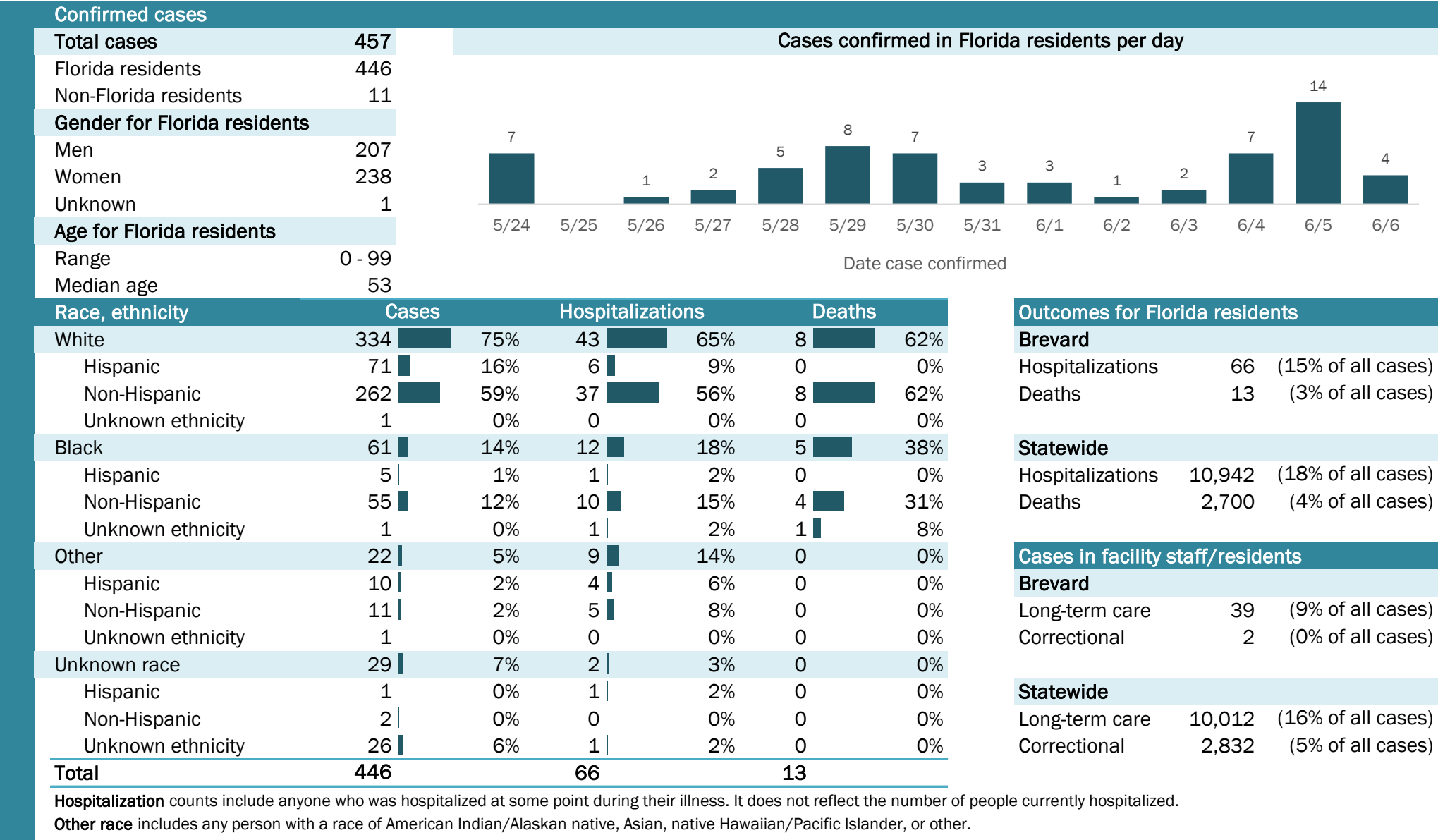
Weekly count of ED and FSED visits for COVID-like illness

The Electronic Surveillance System for the Early Notification of Community-Based Epidemics (ESSENCE-FL) includes chief complaint data from 211 of 212 Florida EDs and 74 of 79 Florida FSEDs. Data are transmitted electronically to ESSENCE-FL daily or hourly.

Coronavirus: summary for Brevard County

Data for Jun 7, 2020 (verified at 10 AM)

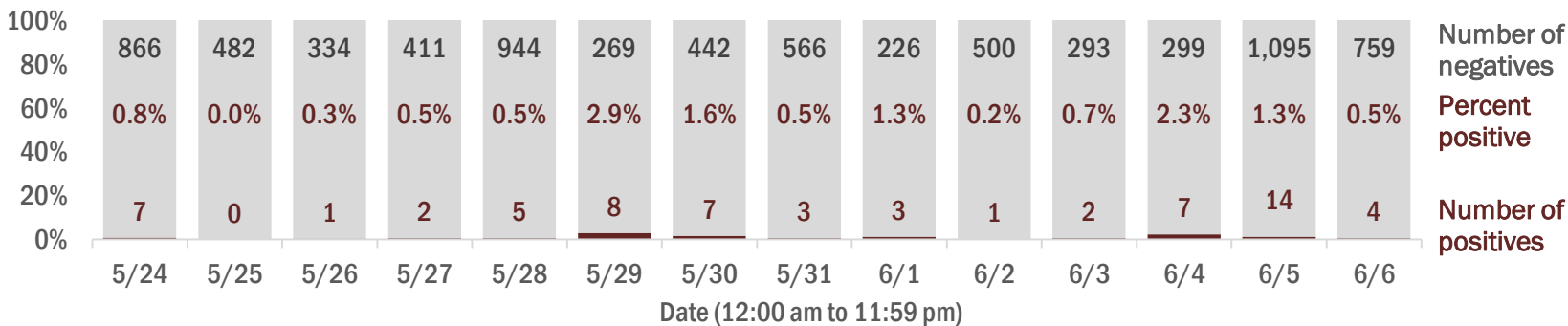
Data in this report are provisional and subject to change.



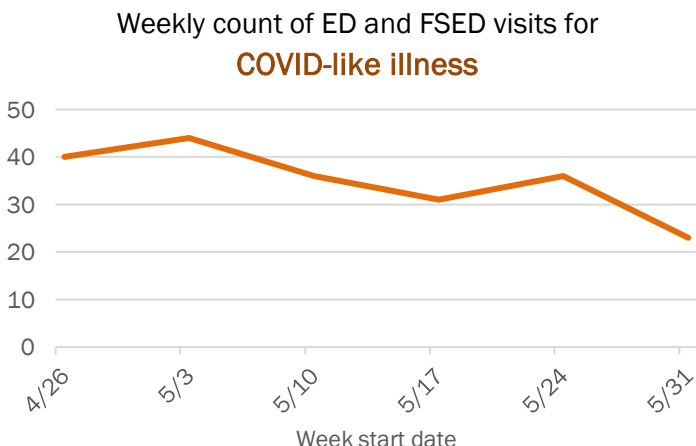
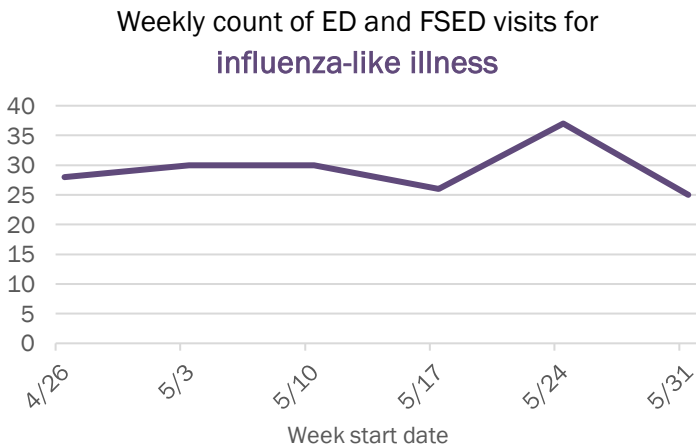
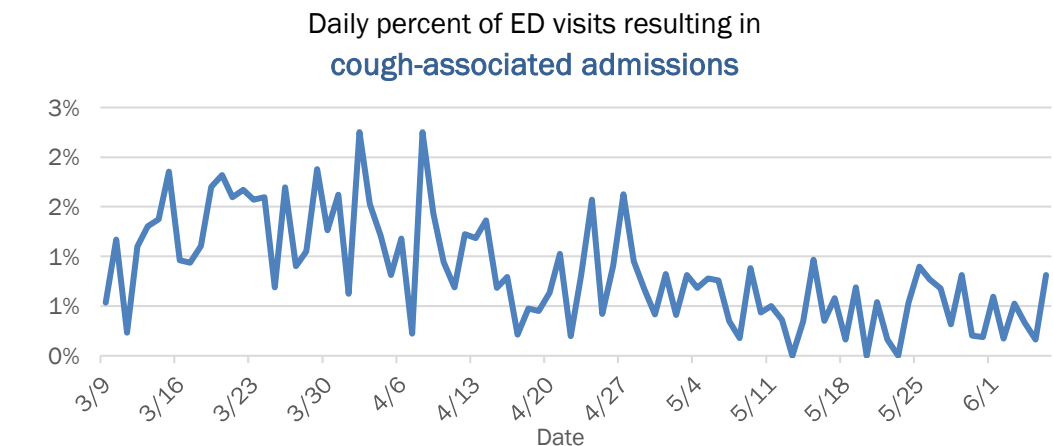
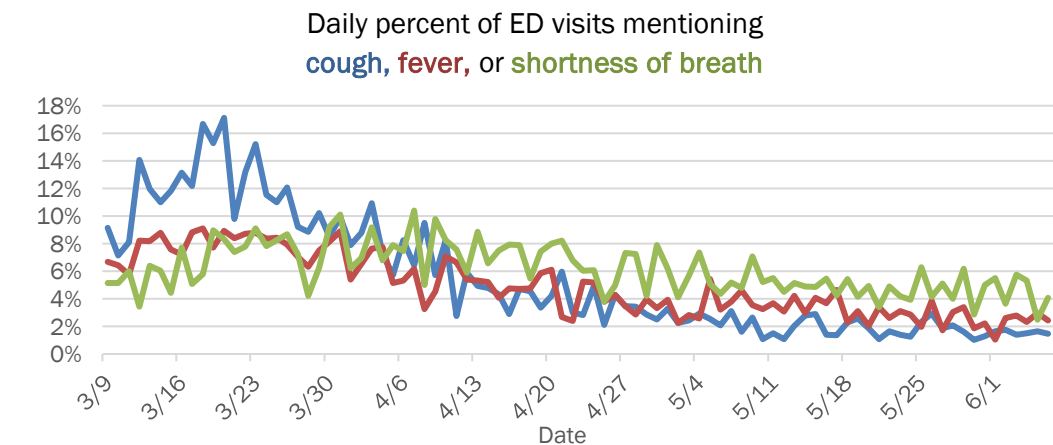
Laboratory testing for Florida residents and non-Florida residents over the past 2 weeks

Number and percent of positive labs

These counts include the number of people for whom the department received laboratory results by day. This percent is the number of people who test positive for the first time divided by all the people tested that day, excluding people who have previously tested positive.



Emergency department (ED) and freestanding ED (FSED) chief complaint and admission data for Brevard County

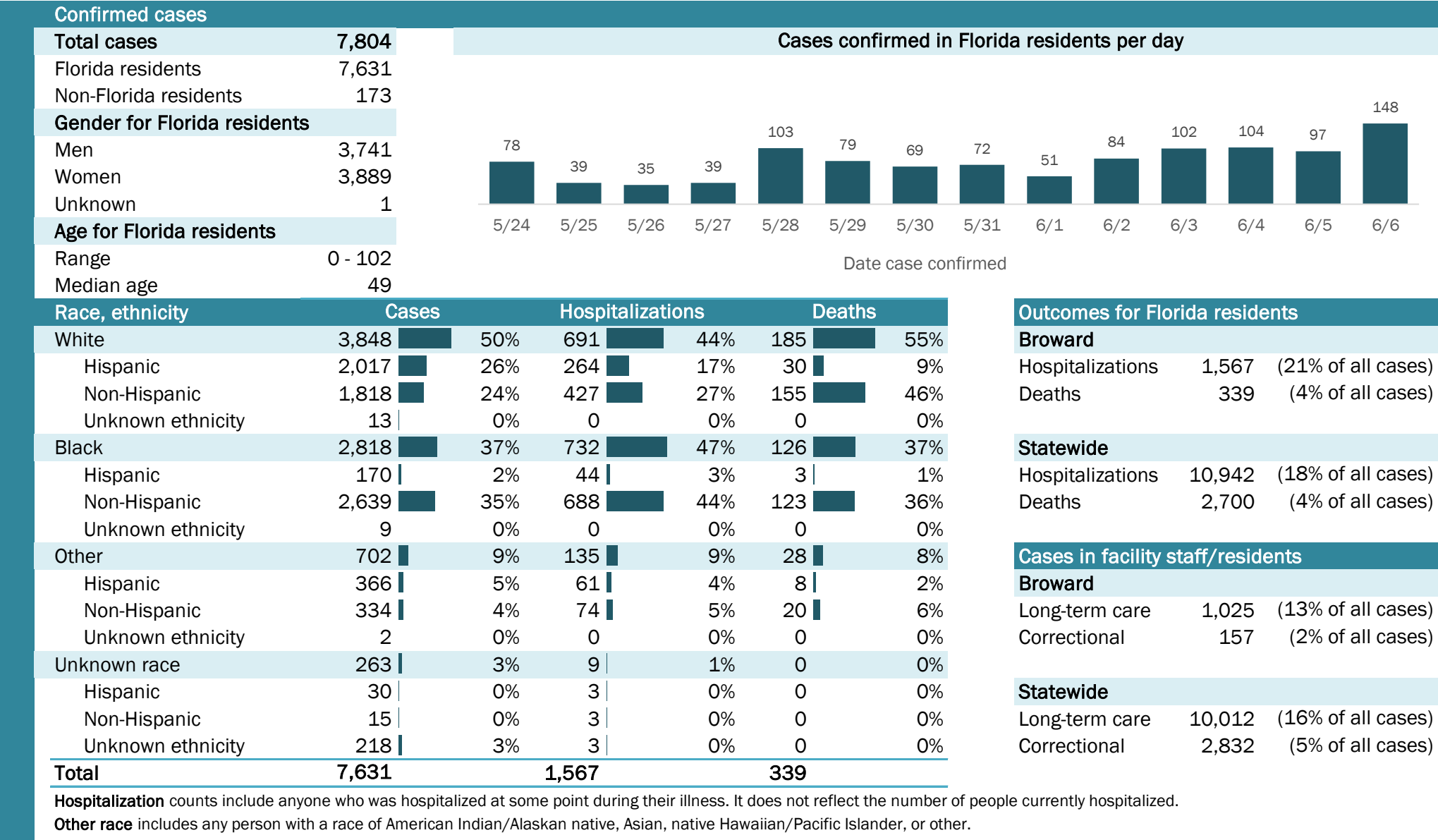


The Electronic Surveillance System for the Early Notification of Community-Based Epidemics (ESSENCE-FL) includes chief complaint data from 211 of 212 Florida EDs and 74 of 79 Florida FSEDs. Data are transmitted electronically to ESSENCE-FL daily or hourly.

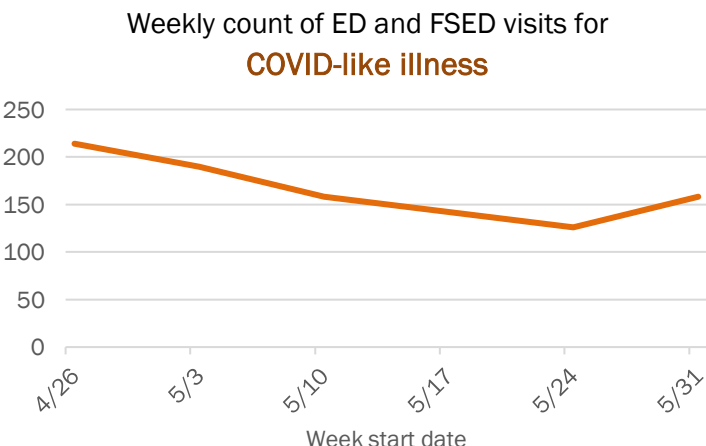
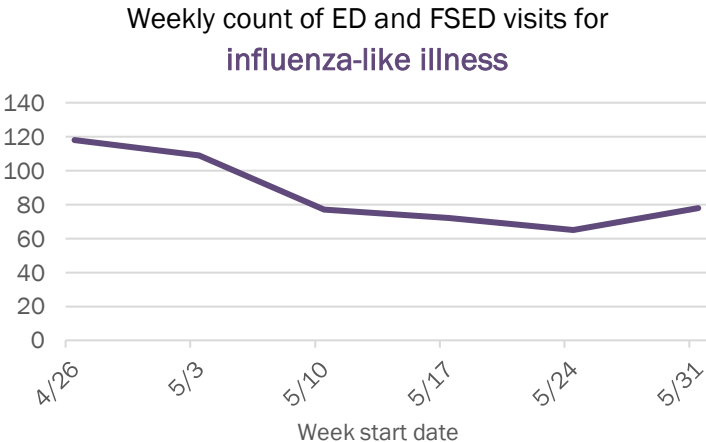
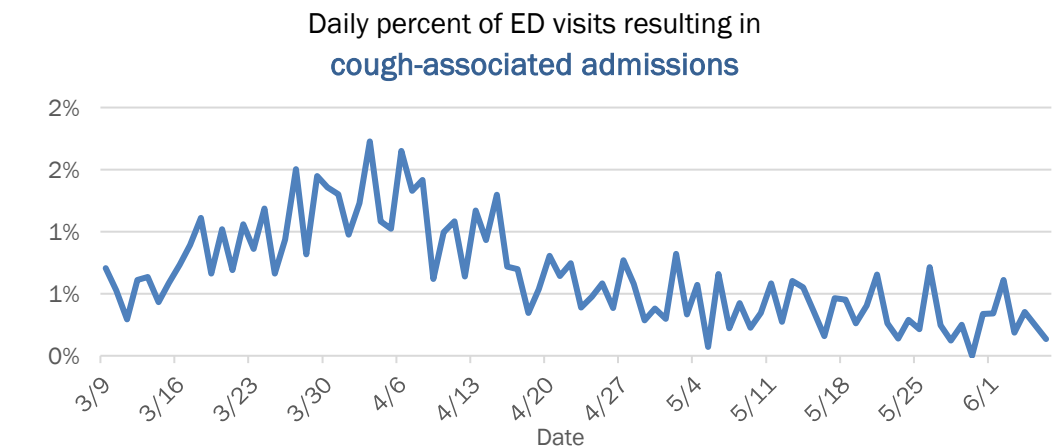
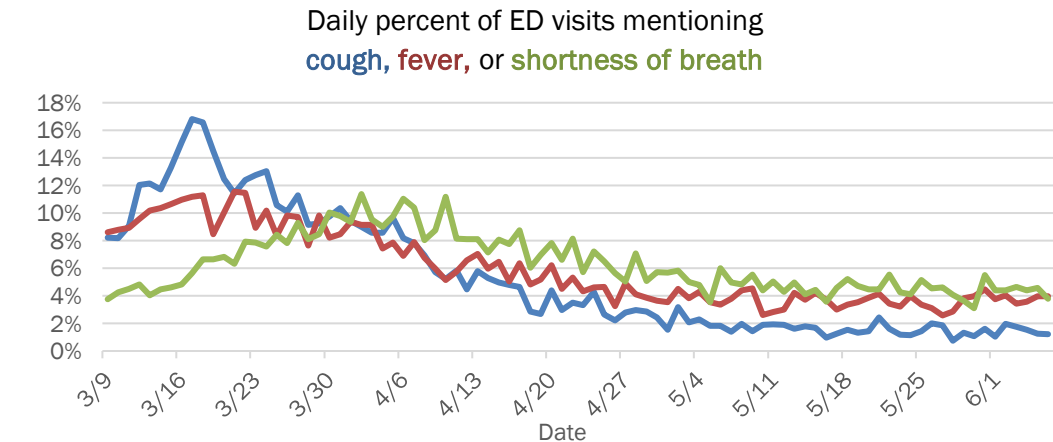
Coronavirus: summary for Broward County

Data for Jun 7, 2020 (verified at 10 AM)

Data in this report are provisional and subject to change.



Emergency department (ED) and freestanding ED (FSED) chief complaint and admission data for Broward County

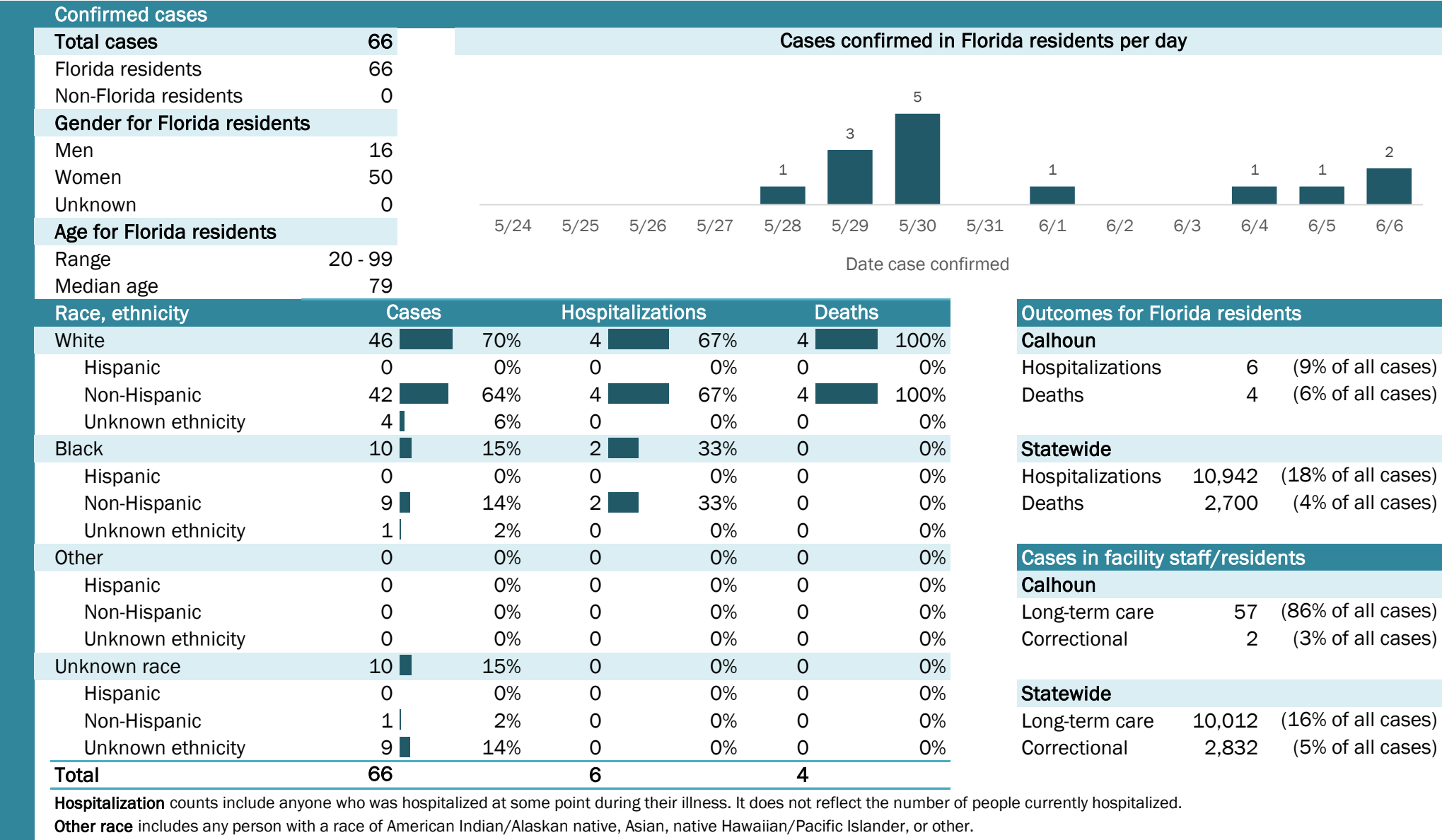


The Electronic Surveillance System for the Early Notification of Community-Based Epidemics (ESSENCE-FL) includes chief complaint data from 211 of 212 Florida EDs and 74 of 79 Florida FSEDs. Data are transmitted electronically to ESSENCE-FL daily or hourly.

Coronavirus: summary for Calhoun County

Data for Jun 7, 2020 (verified at 10 AM)

Data in this report are provisional and subject to change.

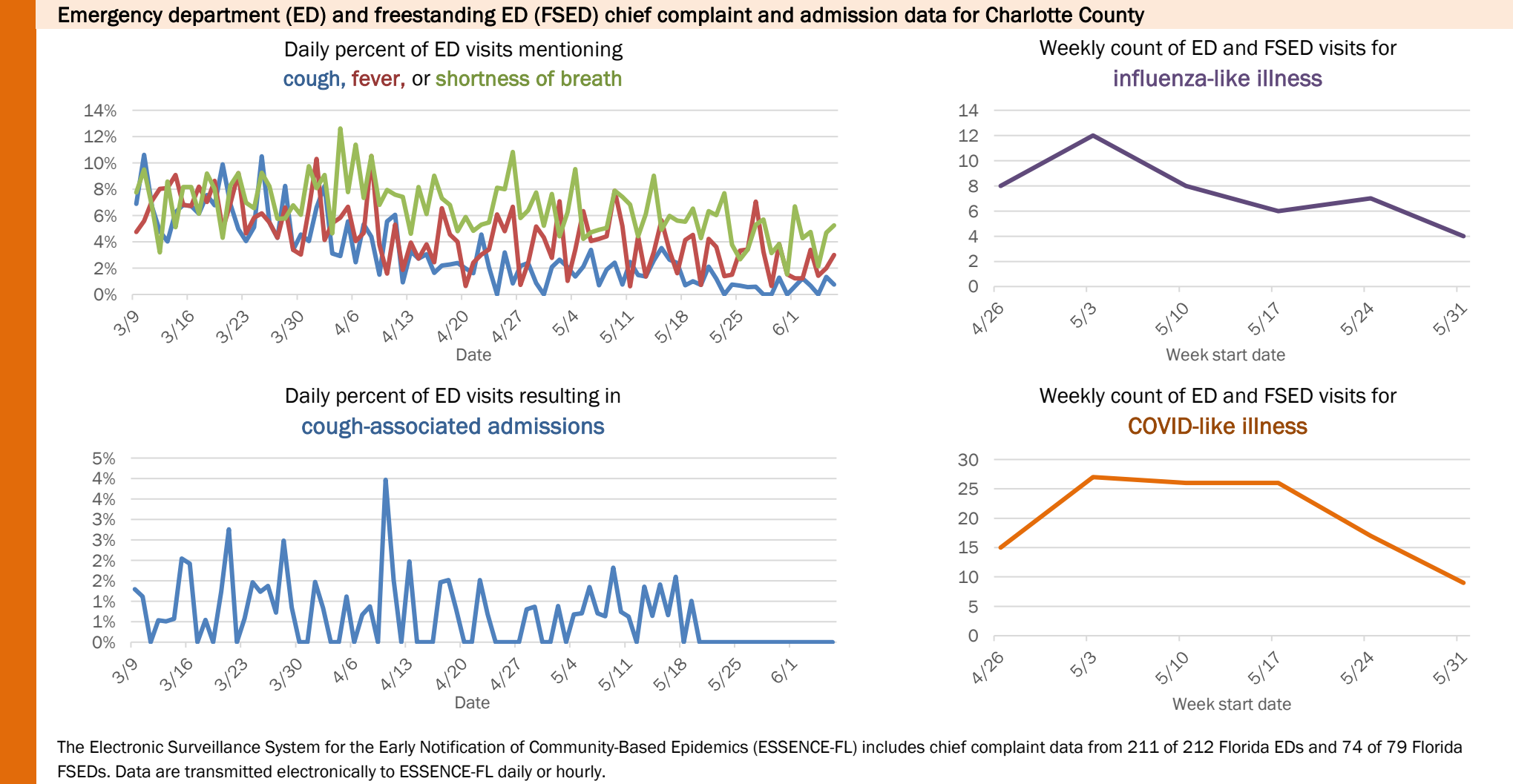
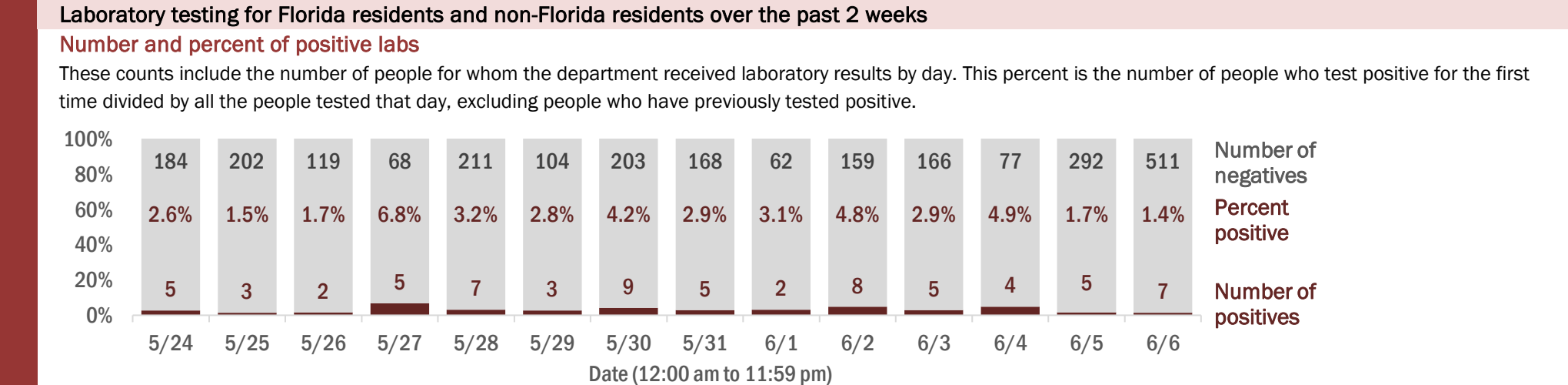
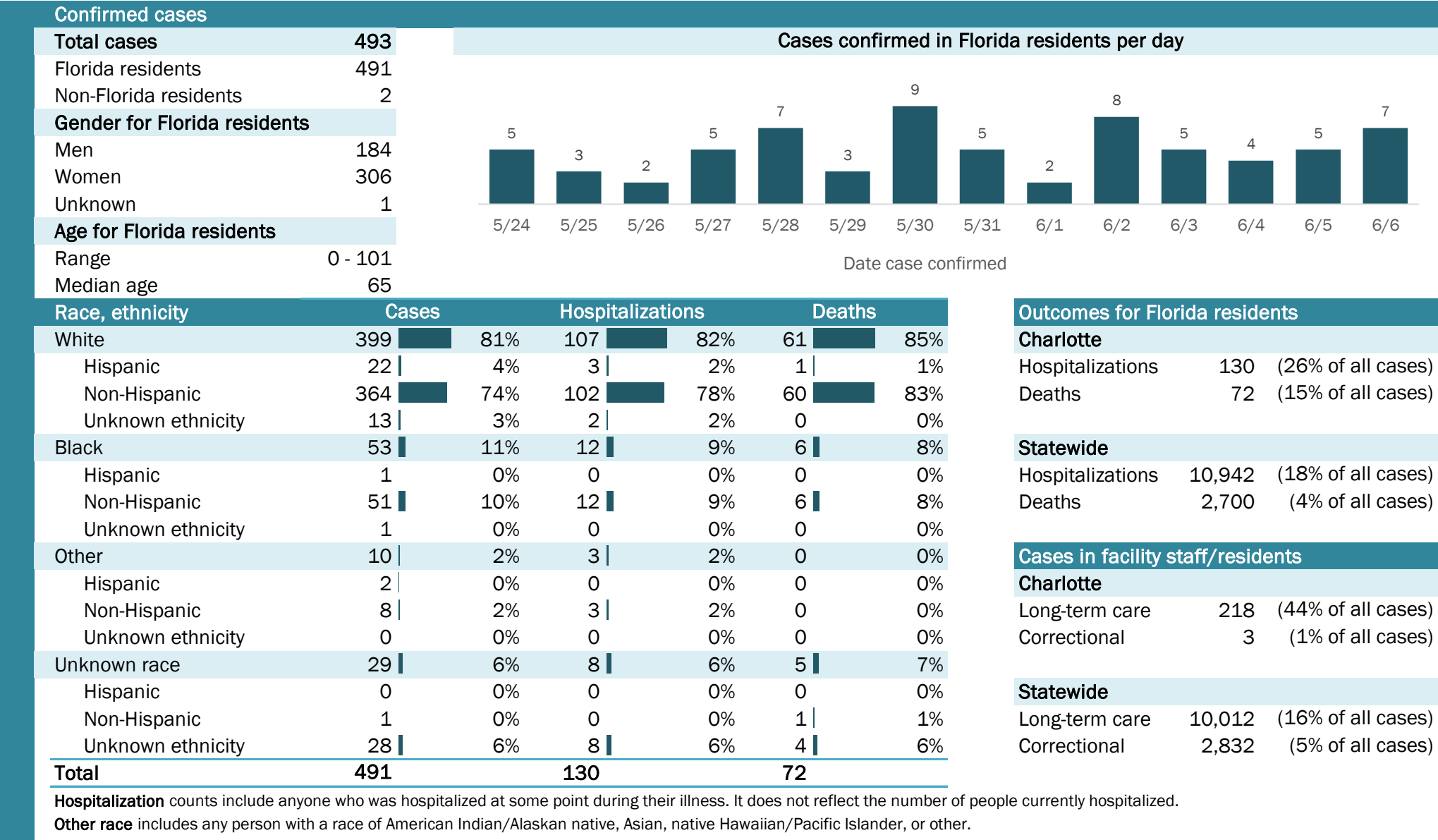


The Electronic Surveillance System for the Early Notification of Community-Based Epidemics (ESSENCE-FL) includes chief complaint data from 211 of 212 Florida EDs and 74 of 79 Florida FSEDs. Data are transmitted electronically to ESSENCE-FL daily or hourly.

Coronavirus: summary for Charlotte County

Data for Jun 7, 2020 (verified at 10 AM)

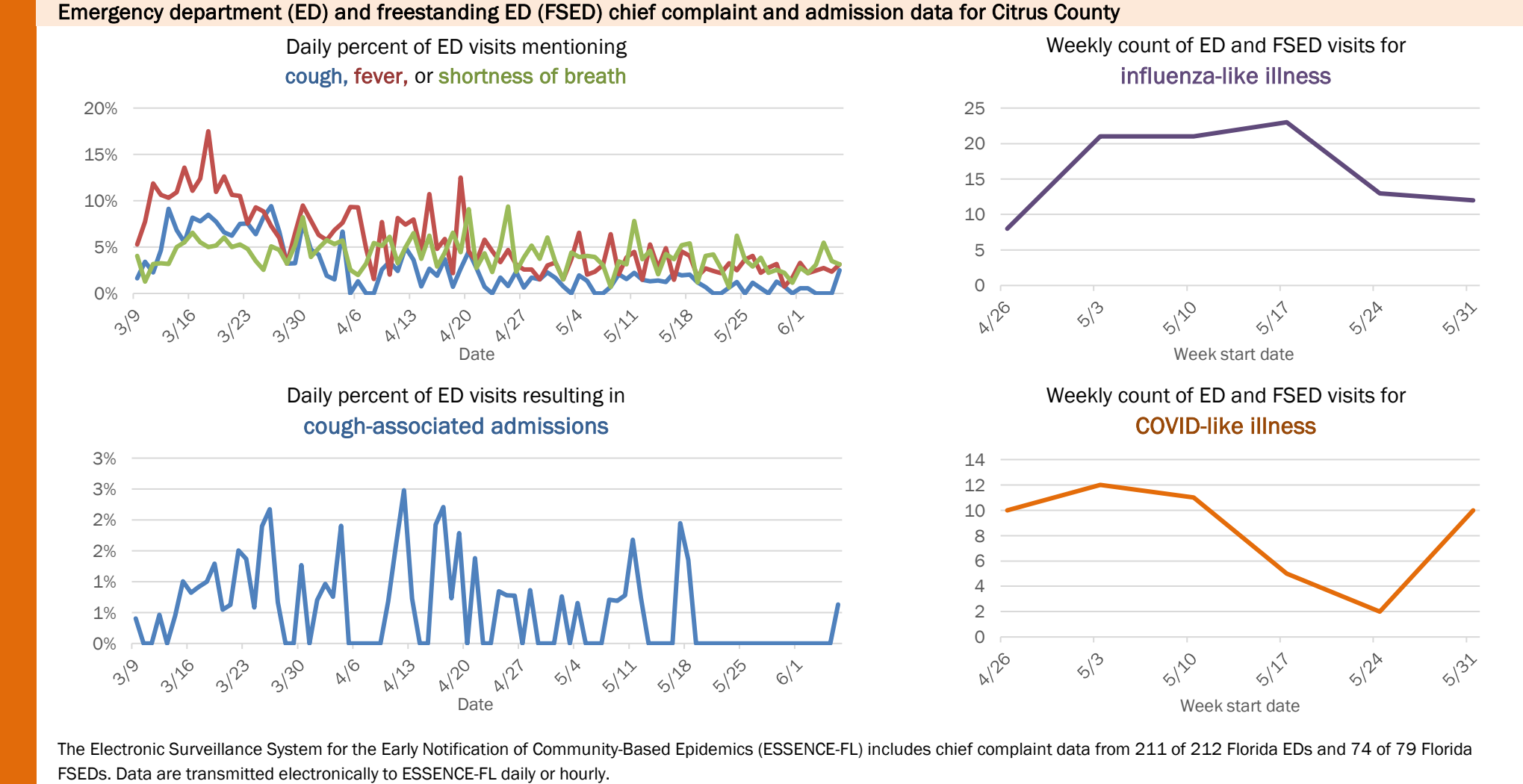
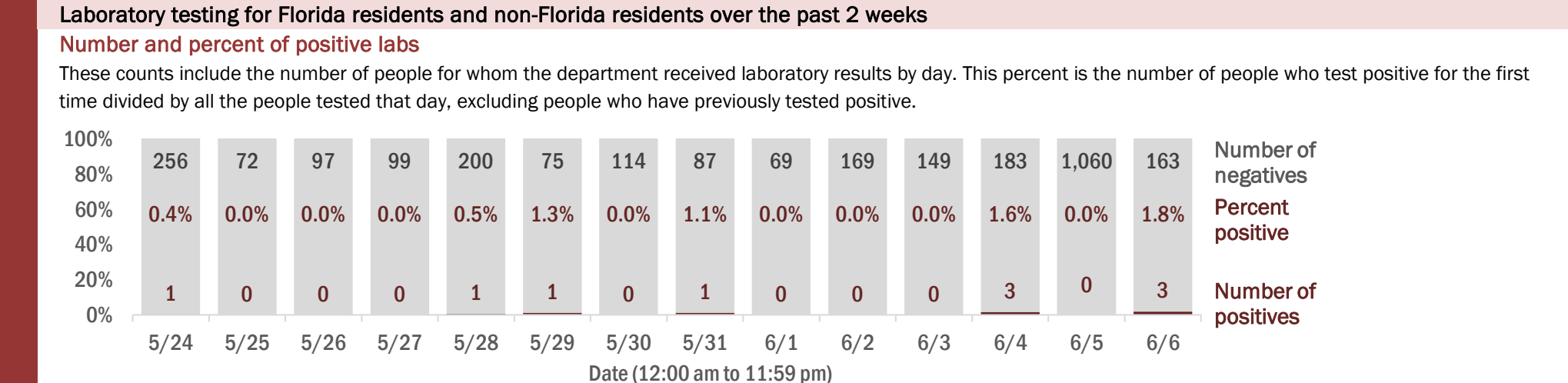
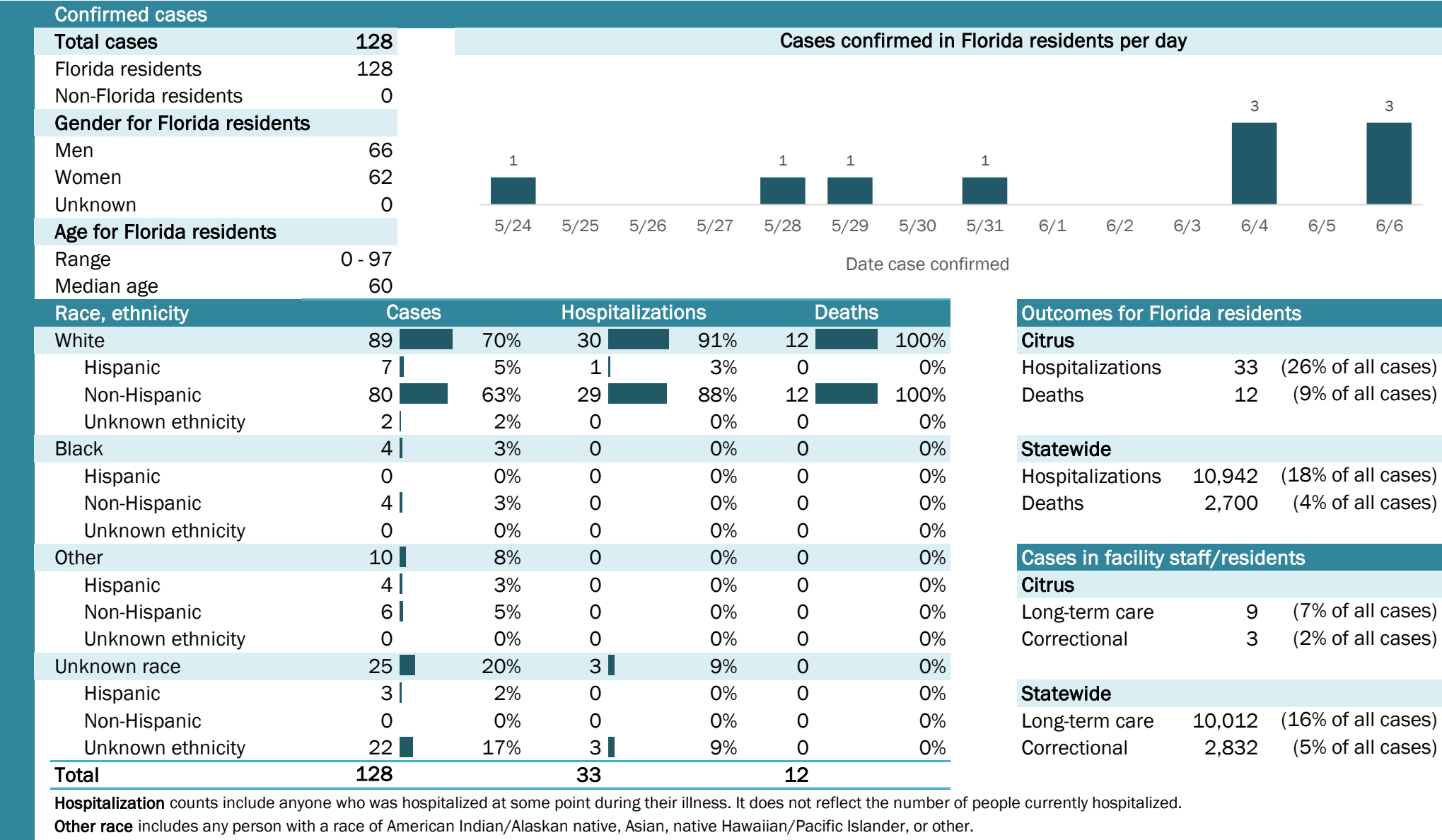
Data in this report are provisional and subject to change.



Coronavirus: summary for Citrus County

Data for Jun 7, 2020 (verified at 10 AM)

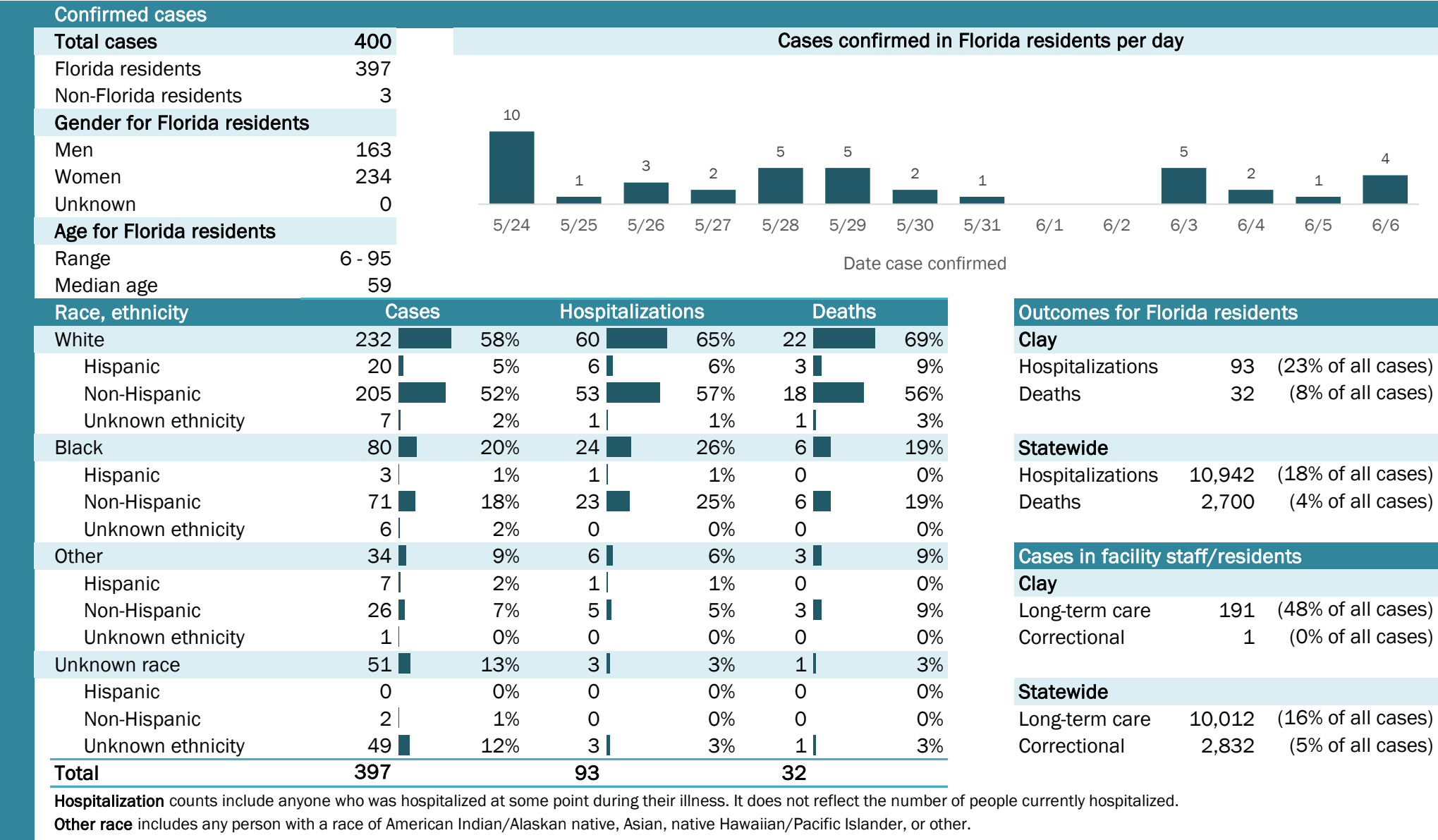
Data in this report are provisional and subject to change.



Coronavirus: summary for Clay County

Data for Jun 7, 2020 (verified at 10 AM)

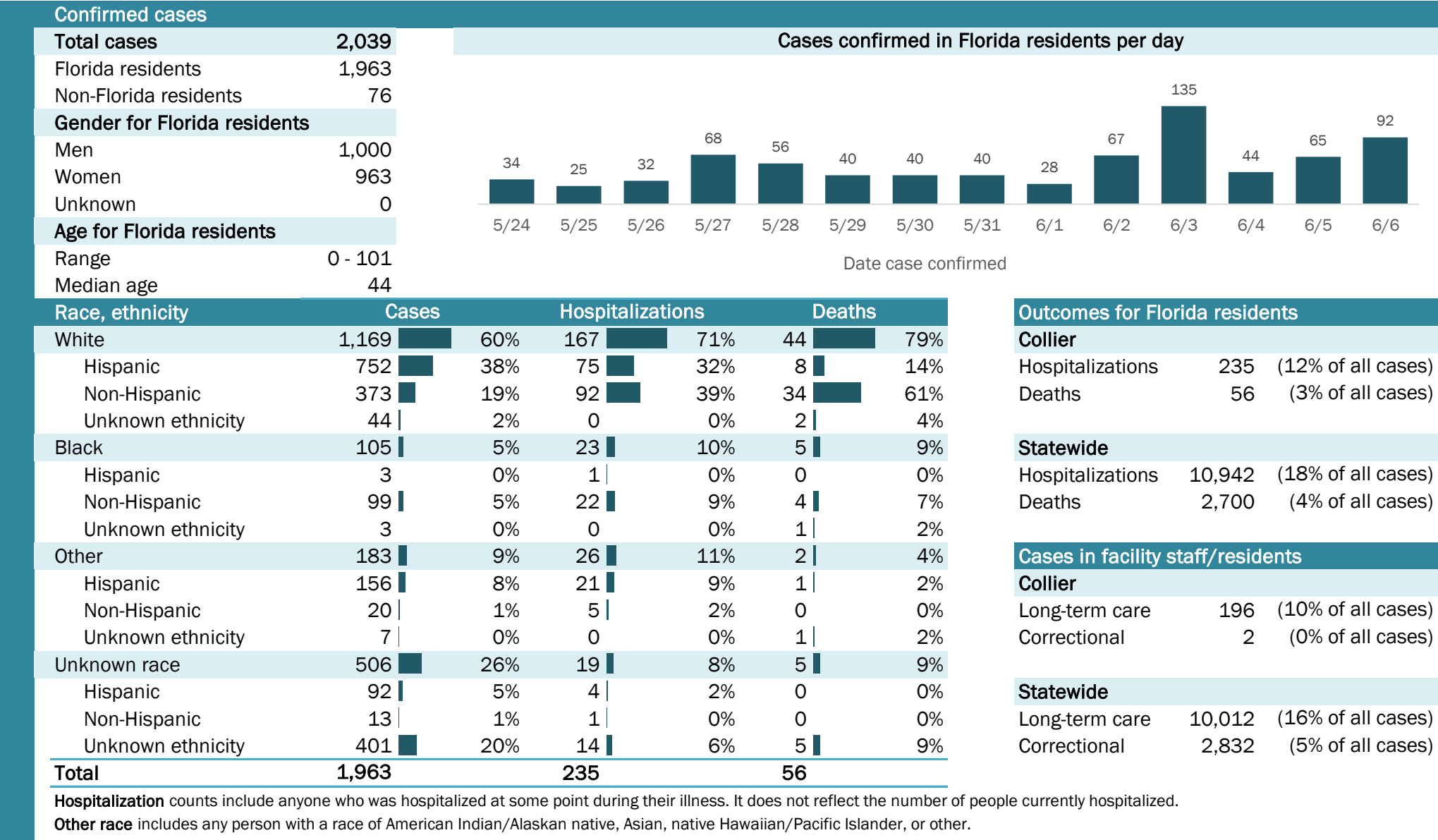
Data in this report are provisional and subject to change.



Coronavirus: summary for Collier County

Data for Jun 7, 2020 (verified at 10 AM)

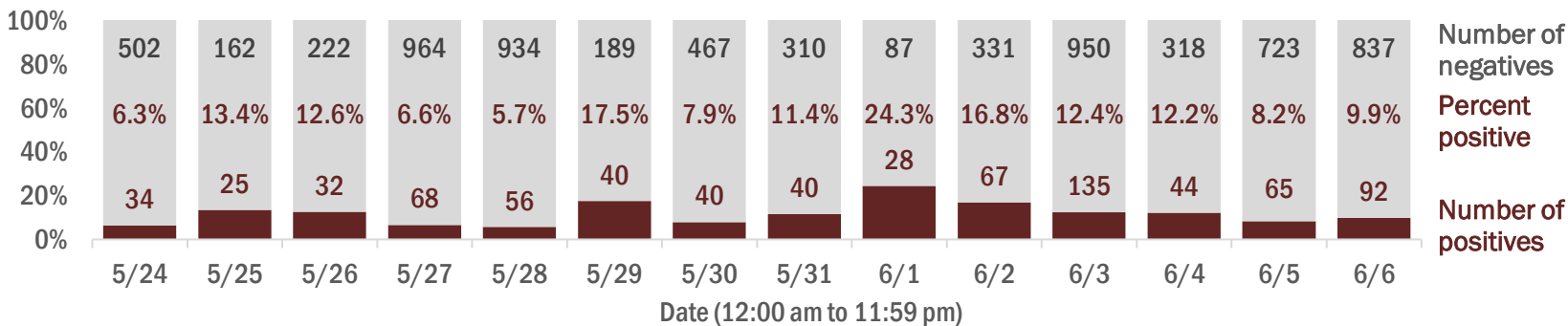
Data in this report are provisional and subject to change.



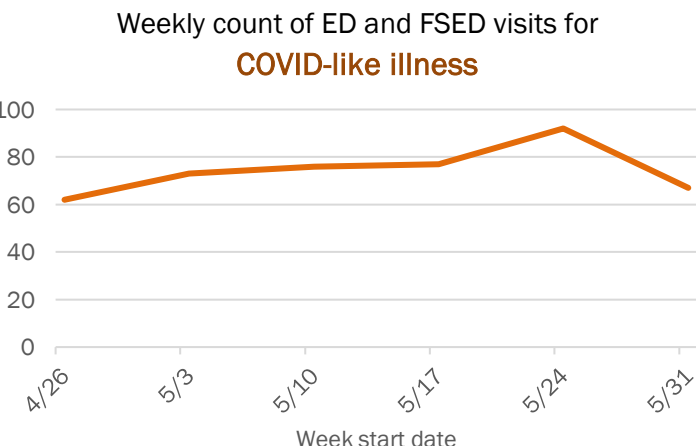
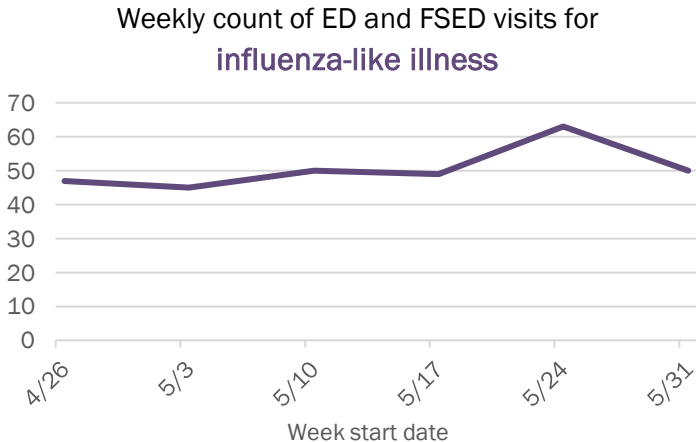
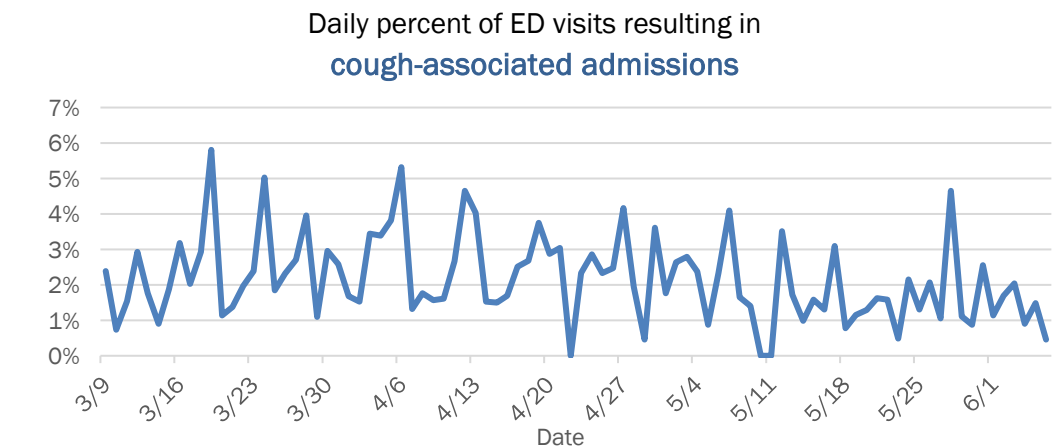
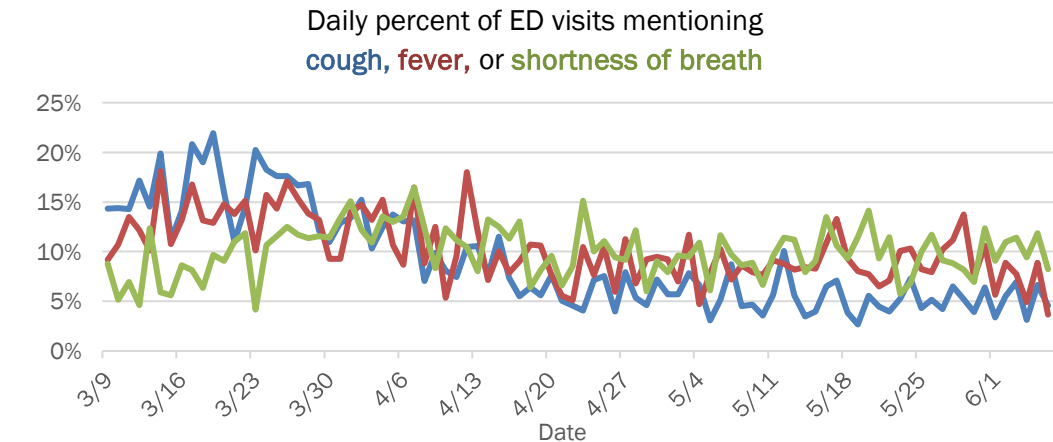
Laboratory testing for Florida residents and non-Florida residents over the past 2 weeks

Number and percent of positive labs

These counts include the number of people for whom the department received laboratory results by day. This percent is the number of people who test positive for the first time divided by all the people tested that day, excluding people who have previously tested positive.



Emergency department (ED) and freestanding ED (FSED) chief complaint and admission data for Collier County

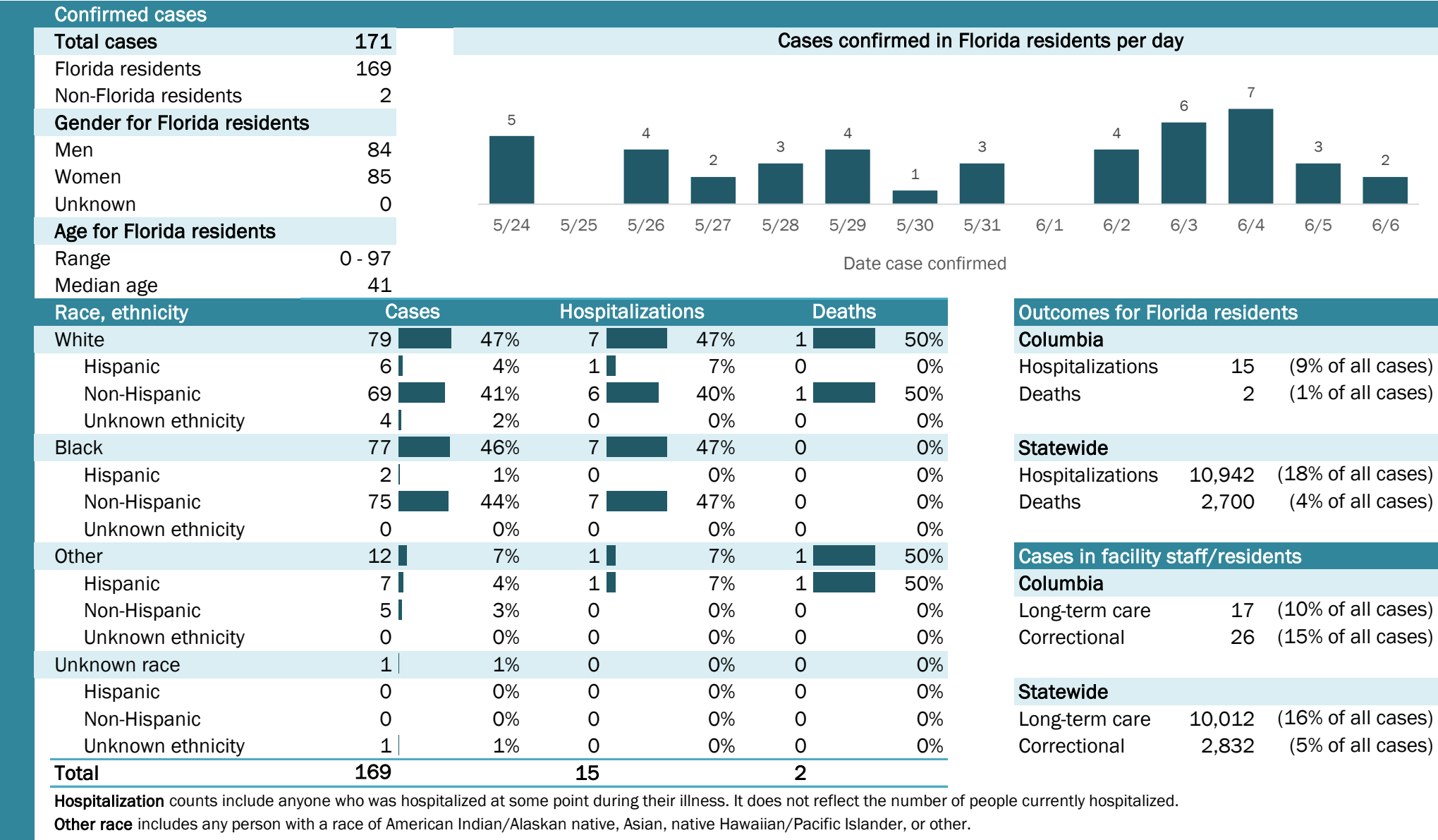


The Electronic Surveillance System for the Early Notification of Community-Based Epidemics (ESSENCE-FL) includes chief complaint data from 211 of 212 Florida EDs and 74 of 79 Florida FSEDs. Data are transmitted electronically to ESSENCE-FL daily or hourly.

Coronavirus: summary for Columbia County

Data for Jun 7, 2020 (verified at 10 AM)

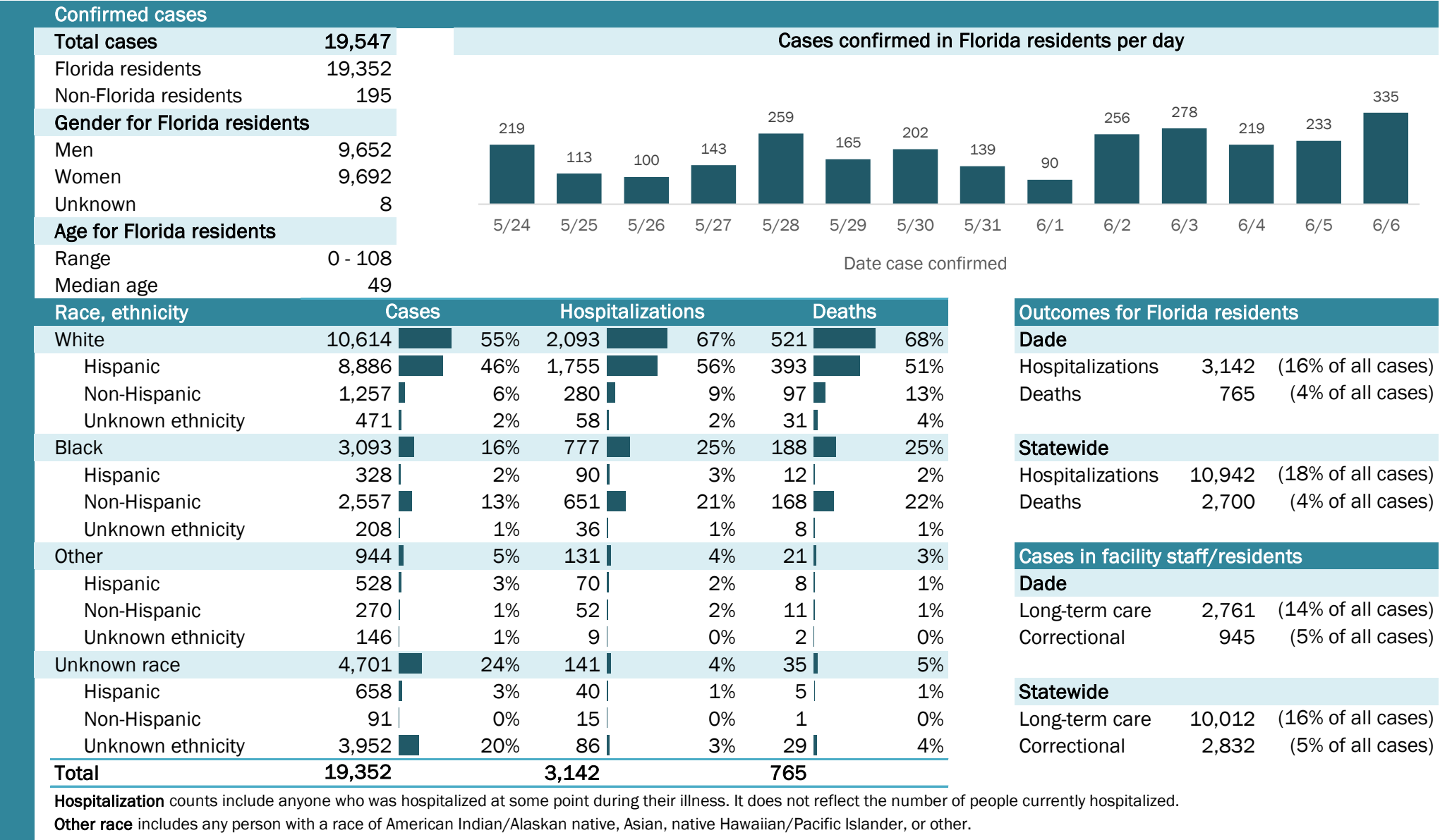
Data in this report are provisional and subject to change.



Coronavirus: summary for Dade County

Data for Jun 7, 2020 (verified at 10 AM)

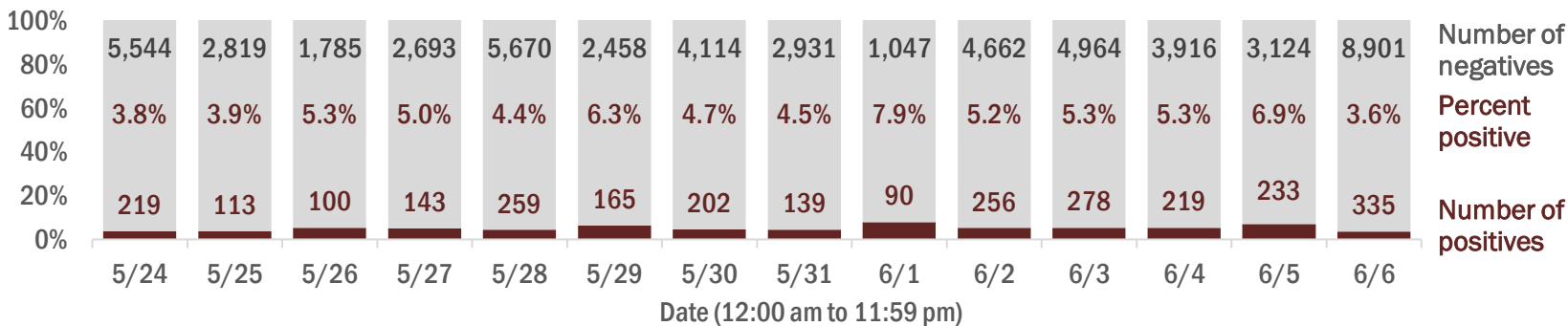
Data in this report are provisional and subject to change.



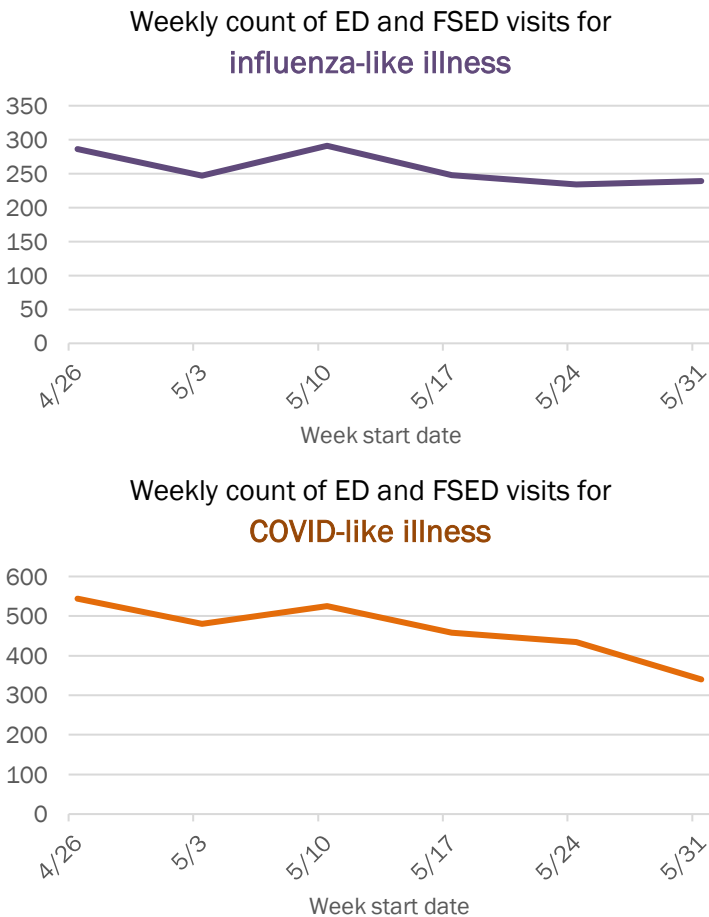
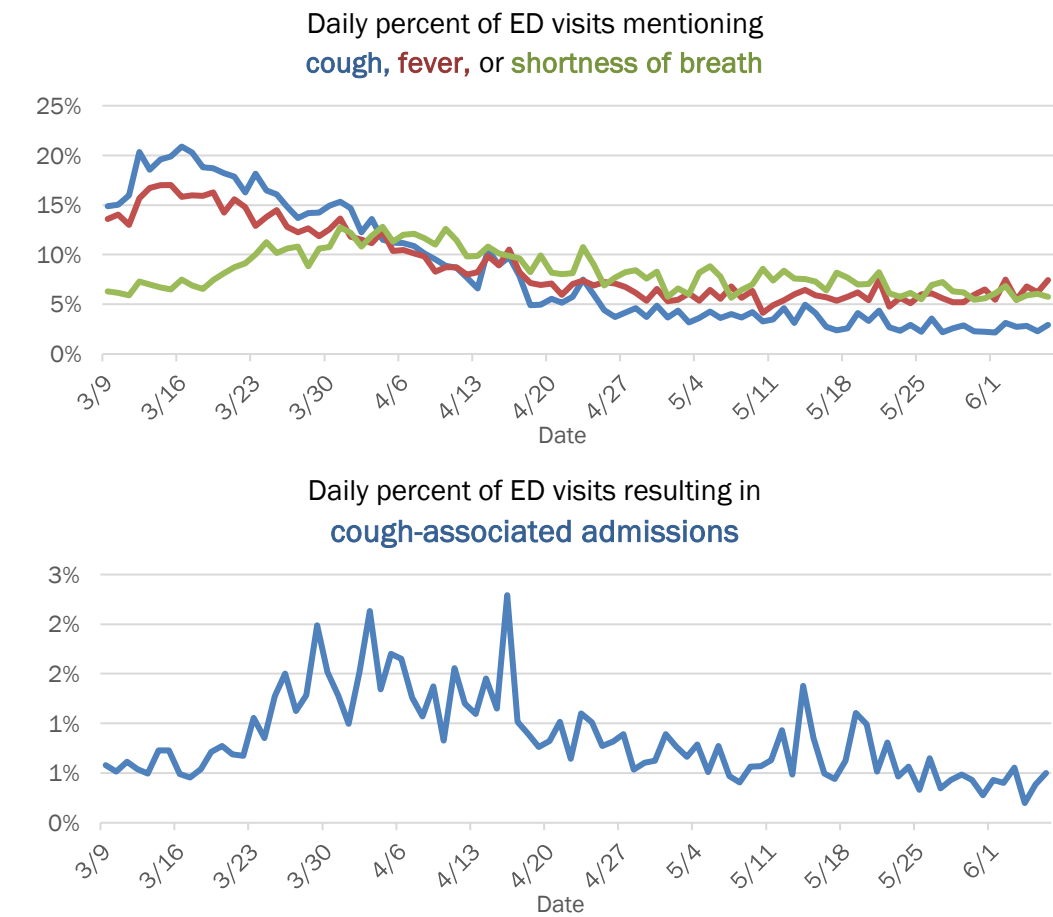
Laboratory testing for Florida residents and non-Florida residents over the past 2 weeks

Number and percent of positive labs

These counts include the number of people for whom the department received laboratory results by day. This percent is the number of people who test positive for the first time divided by all the people tested that day, excluding people who have previously tested positive.



Emergency department (ED) and freestanding ED (FSED) chief complaint and admission data for Dade County

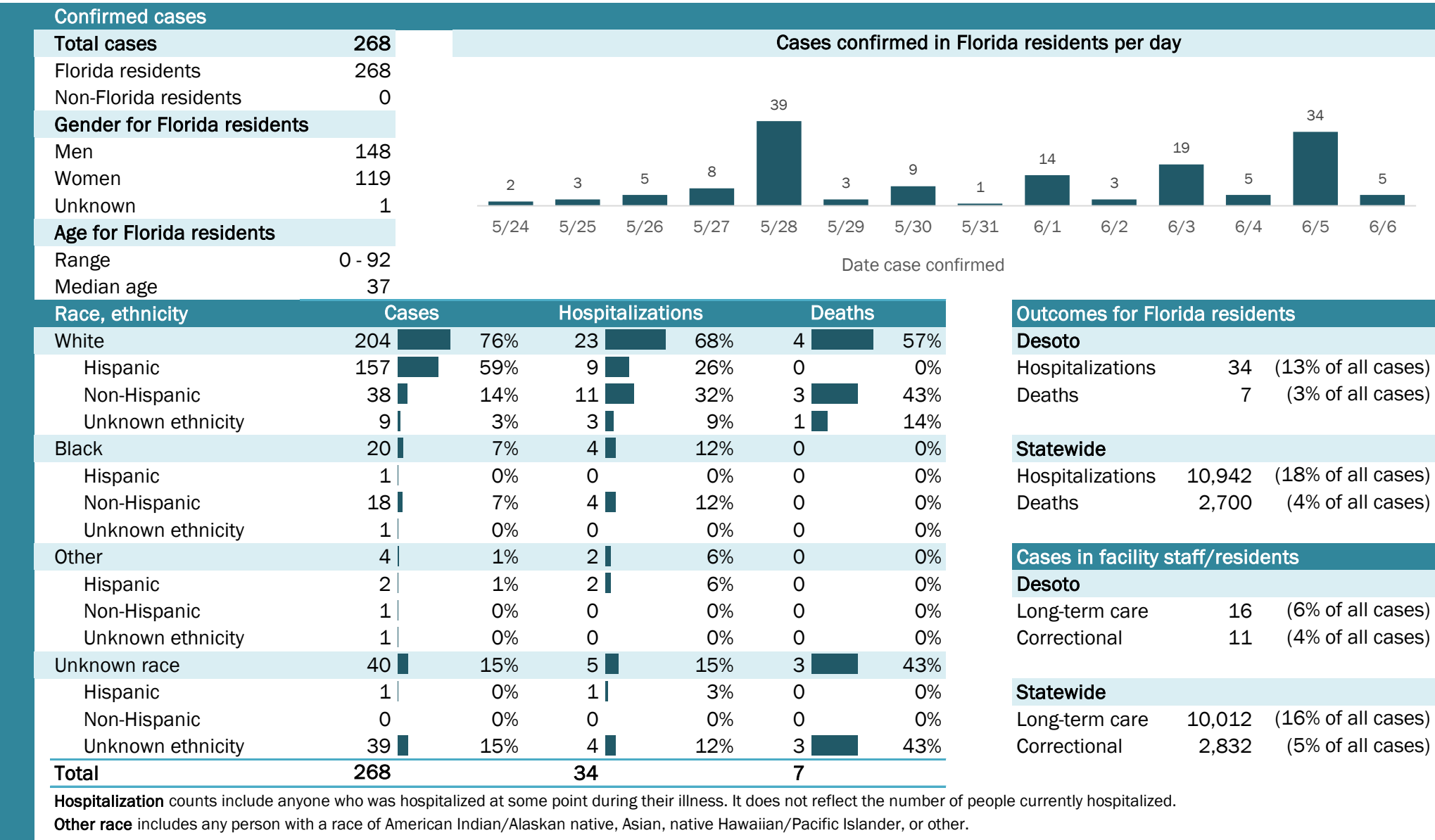


The Electronic Surveillance System for the Early Notification of Community-Based Epidemics (ESSENCE-FL) includes chief complaint data from 211 of 212 Florida EDs and 74 of 79 Florida FSEDs. Data are transmitted electronically to ESSENCE-FL daily or hourly.

Coronavirus: summary for Desoto County

Data for Jun 7, 2020 (verified at 10 AM)

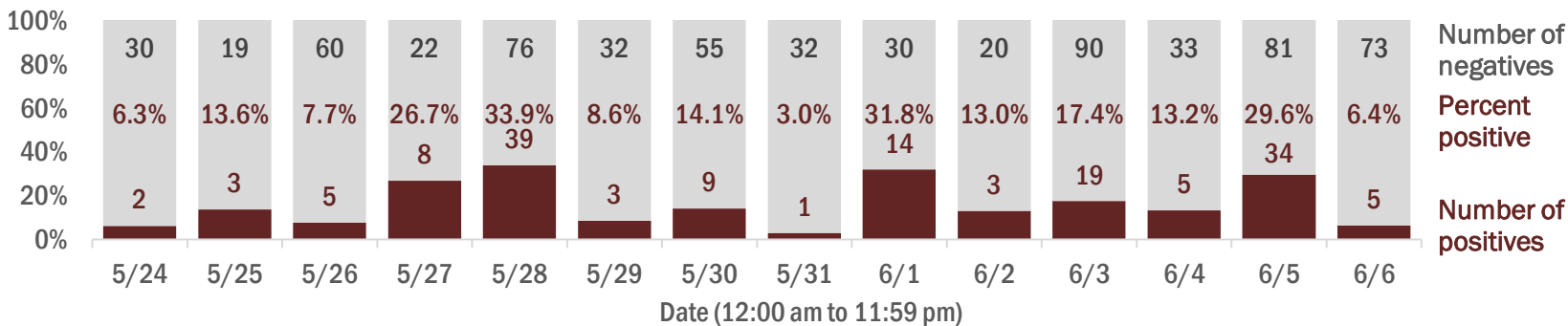
Data in this report are provisional and subject to change.



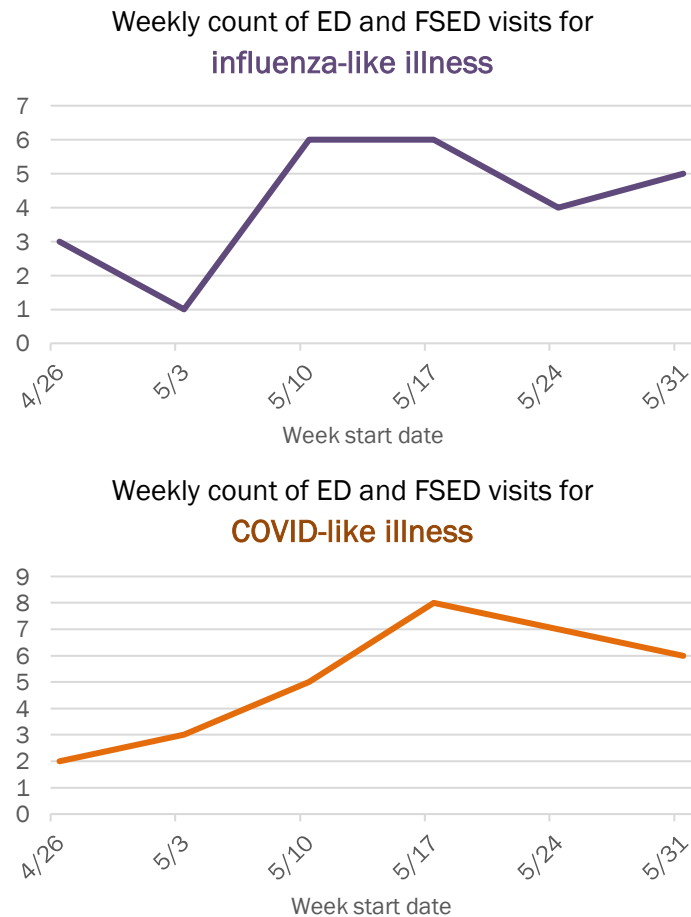
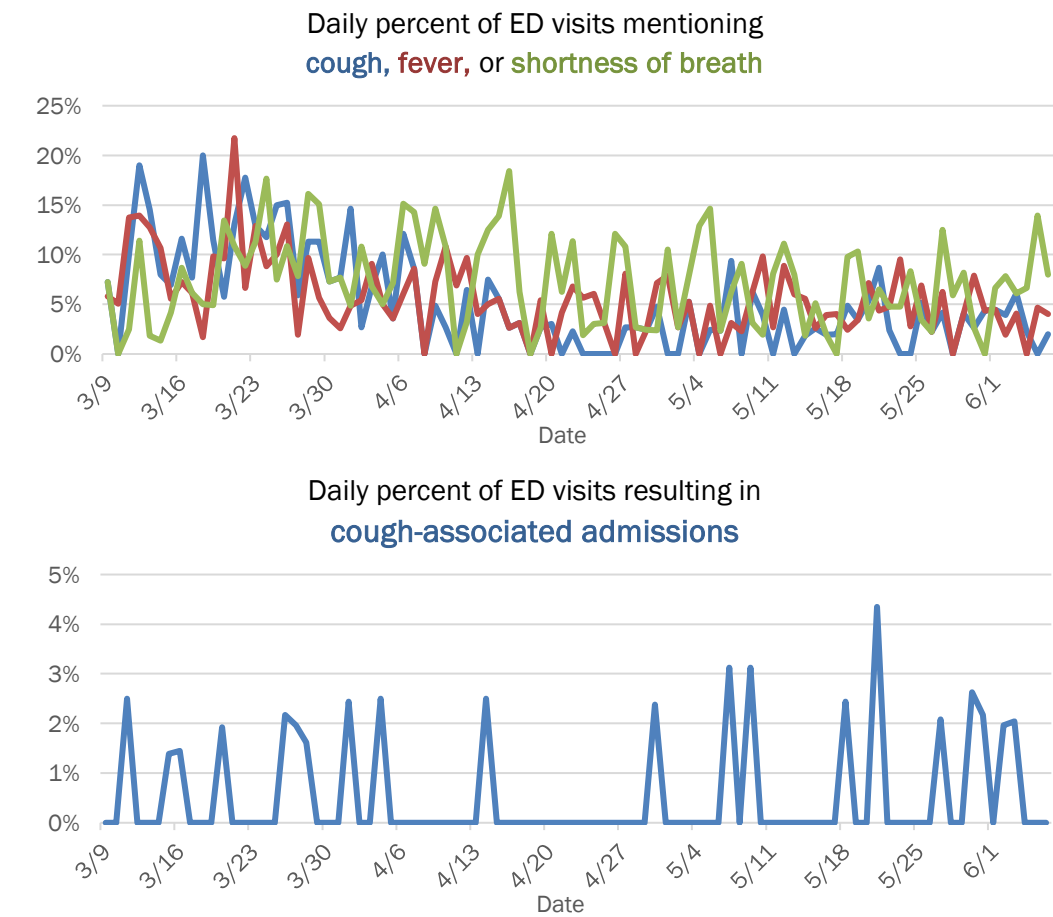
Laboratory testing for Florida residents and non-Florida residents over the past 2 weeks

Number and percent of positive labs

These counts include the number of people for whom the department received laboratory results by day. This percent is the number of people who test positive for the first time divided by all the people tested that day, excluding people who have previously tested positive.



Emergency department (ED) and freestanding ED (FSED) chief complaint and admission data for Desoto County



The Electronic Surveillance System for the Early Notification of Community-Based Epidemics (ESSENCE-FL) includes chief complaint data from 211 of 212 Florida EDs and 74 of 79 Florida FSEDs. Data are transmitted electronically to ESSENCE-FL daily or hourly.

Coronavirus: summary for Dixie County

Data for Jun 7, 2020 (verified at 10 AM)

Data in this report are provisional and subject to change.

Confirmed cases

Total cases

58

Florida residents

58

Non-Florida residents

0

Gender for Florida residents

Men

30

Women

28

Unknown

0

Age for Florida residents

Range

6 - 91

Median age

49

Race, ethnicity

Cases

Hospitalizations

Deaths

White

43

74%

7

70%

2

100%

Hispanic

0

0%

0

0%

0

0%

Non-Hispanic

43

74%

7

70%

2

100%

Unknown ethnicity

0

0%

0

0%

0

0%

Black

13

22%

2

20%

0

0%

Hispanic

0

0%

0

0%

0

0%

Non-Hispanic

12

21%

2

20%

0

0%

Unknown ethnicity

1

2%

0

0%

0

0%

Other

1

2%

1

10%

0

0%

Hispanic

1

2%

1

10%

0

0%

Non-Hispanic

0

0%

0

0%

0

0%

Unknown ethnicity

0

0%

0

0%

0

0%

Unknown race

1

2%

0

0%

0

0%

Hispanic

0

0%

0

0%

0

0%

Non-Hispanic

0

0%

0

0%

0

0%

Unknown ethnicity

1

2%

0

0%

0

0%

Total

58

10

2

Cases confirmed in Florida residents per day

5

2

3

2

2

1

1

1

1

5/24

5/25

5/26

5/27

5/28

5/29

5/30

5/31

6/1

6/2

6/3

6/4

6/5

6/6

Date case confirmed

Outcomes for Florida residents

Dixie

Hospitalizations

10

(17% of all cases)

Deaths

2

(3% of all cases)

Statewide

Hospitalizations

10,942

(18% of all cases)

Deaths

2,700

(4% of all cases)

Cases in facility staff/residents

Dixie

Long-term care

5

(9% of all cases)

Correctional

2

(3% of all cases)

Statewide

Long-term care

10,012

(16% of all cases)

Correctional

2,832

(5% of all cases)

Hospitalization counts include anyone who was hospitalized at some point during their illness. It does not reflect the number of people currently hospitalized.

Other race includes any person with a race of American Indian/Alaskan native, Asian, native Hawaiian/Pacific Islander, or other.

Laboratory testing for Florida residents and non-Florida residents over the past 2 weeks

Number and percent of positive labs

These counts include the number of people for whom the department received laboratory results by day. This percent is the number of people who test positive for the first time divided by all the people tested that day, excluding people who have previously tested positive.

Date	Number of positives	Percent positive	Number of negatives
5/24	5	10.4%	43
5/25	0	0.0%	57
5/26	2	10.5%	17
5/27	0	0.0%	17
5/28	3	4.4%	65
5/29	0	0.0%	14
5/30	2	3.6%	54
5/31	2	6.9%	27
6/1	1	12.5%	7
6/2	1	5.3%	18
6/3	1	6.3%	15
6/4	1	4.3%	22
6/5	1	2.7%	36
6/6	0	0.0%	39

Emergency department (ED) and freestanding ED (FSED) chief complaint and admission data for Dixie County

Daily percent of ED visits mentioning cough, fever, or shortness of breath

3/9

3/16

3/23

3/30

4/6

4/13

4/20

4/27

5/4

5/11

5/18

5/25

6/1

Date

Daily percent of ED visits resulting in cough-associated admissions

3/9

3/16

3/23

3/30

4/6

4/13

4/20

4/27

5/4

5/11

5/18

5/25

6/1

Date

Weekly count of ED and FSED visits for influenza-like illness

4/26

5/3

5/10

5/17

5/24

5/31

Week start date

Weekly count of ED and FSED visits for COVID-like illness

4/26

5/3

5/10

5/17

5/24

5/31

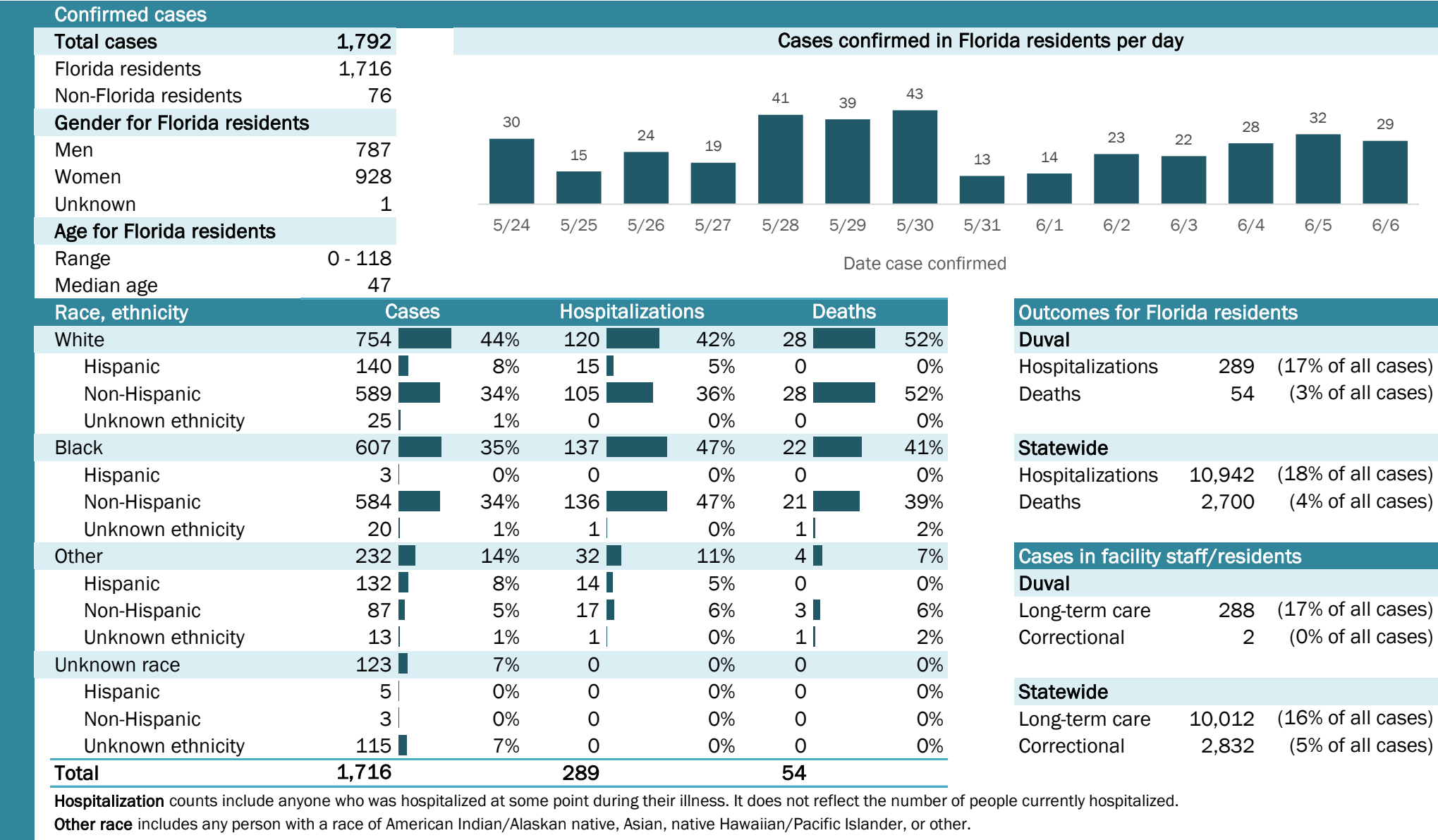
Week start date

The Electronic Surveillance System for the Early Notification of Community-Based Epidemics (ESSENCE-FL) includes chief complaint data from 211 of 212 Florida EDs and 74 of 79 Florida FSEDs. Data are transmitted electronically to ESSENCE-FL daily or hourly.

Coronavirus: summary for Duval County

Data for Jun 7, 2020 (verified at 10 AM)

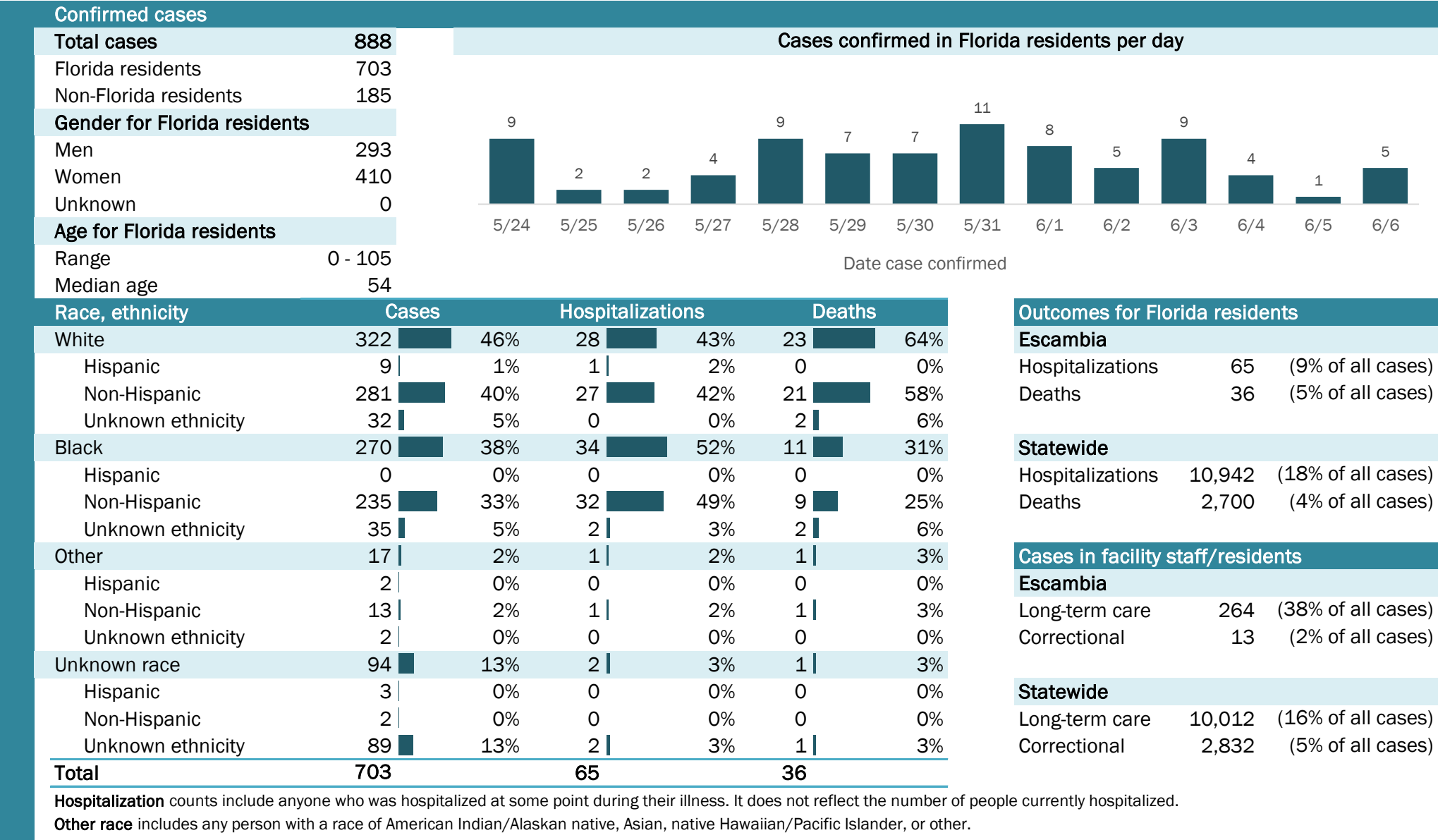
Data in this report are provisional and subject to change.



Coronavirus: summary for Escambia County

Data for Jun 7, 2020 (verified at 10 AM)

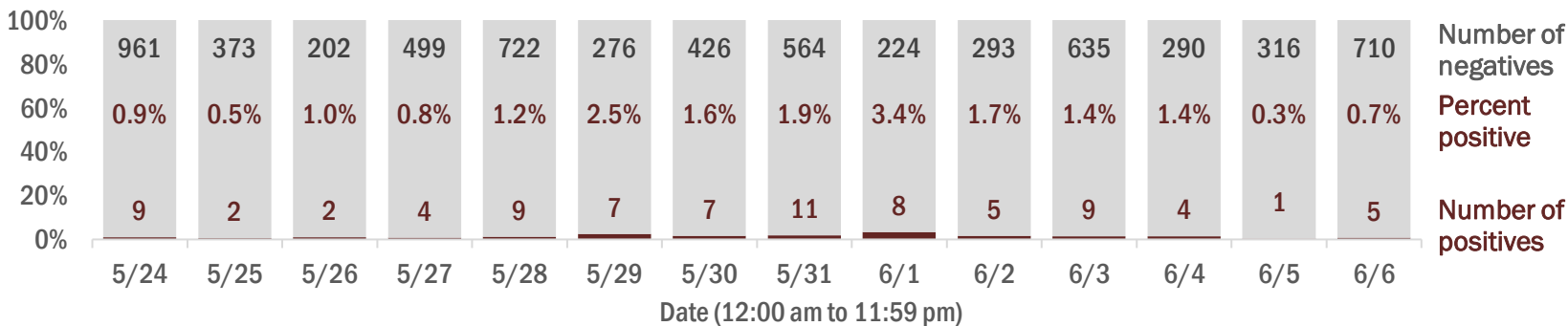
Data in this report are provisional and subject to change.



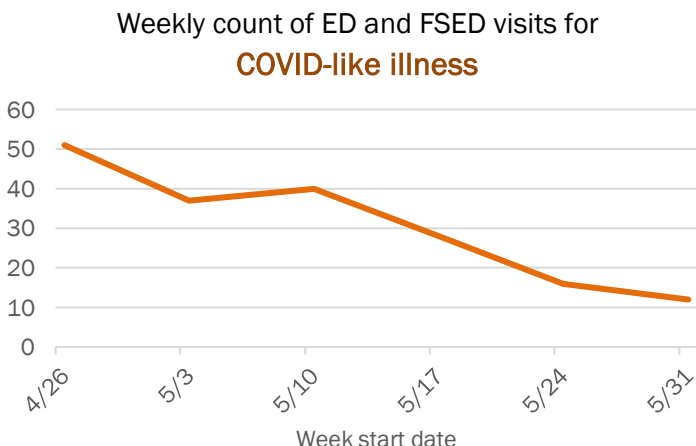
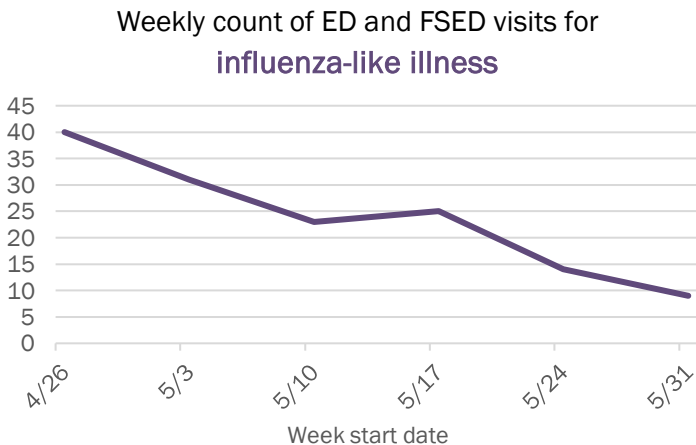
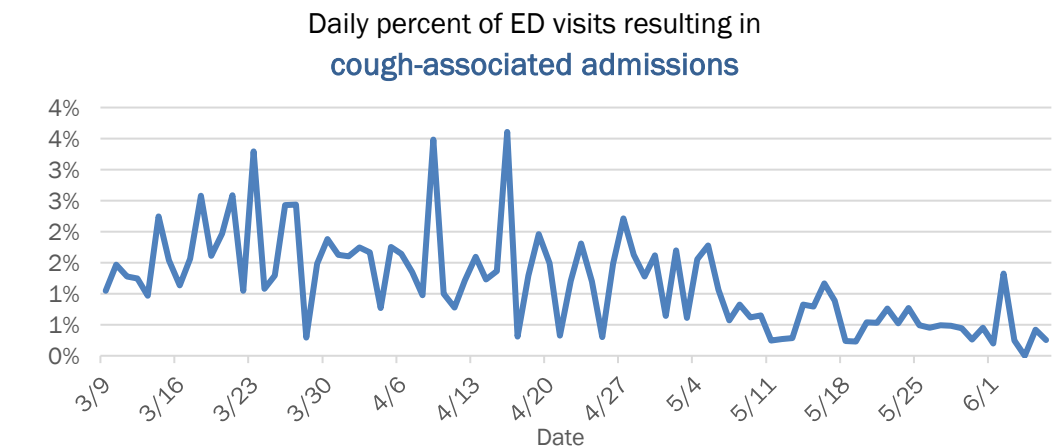
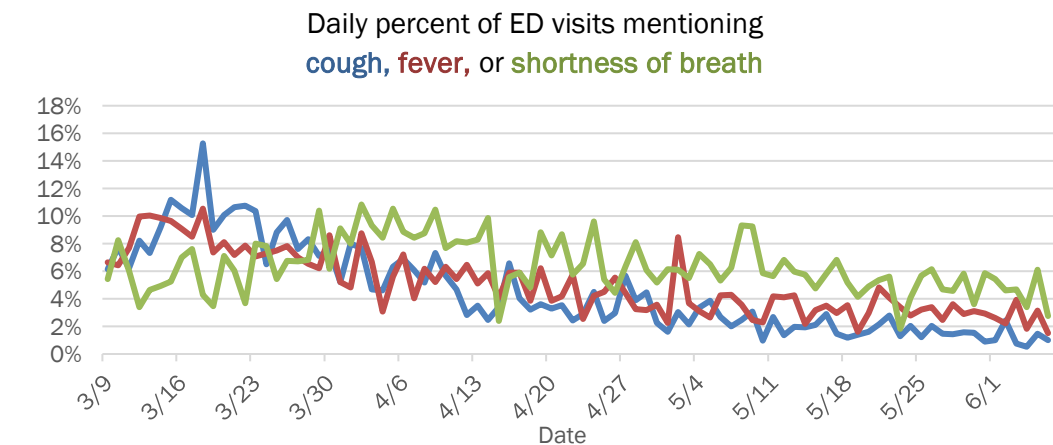
Laboratory testing for Florida residents and non-Florida residents over the past 2 weeks

Number and percent of positive labs

These counts include the number of people for whom the department received laboratory results by day. This percent is the number of people who test positive for the first time divided by all the people tested that day, excluding people who have previously tested positive.



Emergency department (ED) and freestanding ED (FSED) chief complaint and admission data for Escambia County

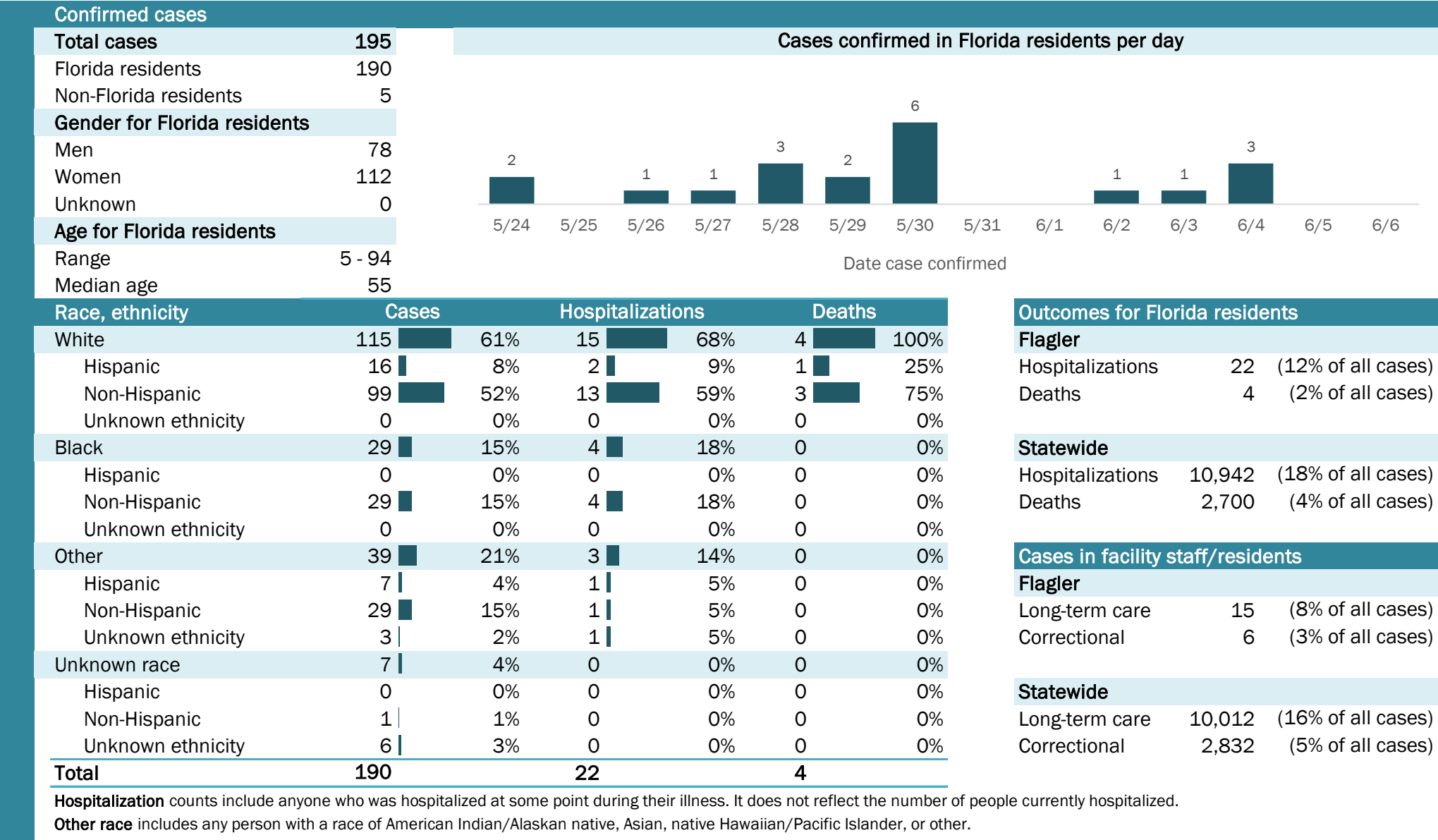


The Electronic Surveillance System for the Early Notification of Community-Based Epidemics (ESSENCE-FL) includes chief complaint data from 211 of 212 Florida EDs and 74 of 79 Florida FSEDs. Data are transmitted electronically to ESSENCE-FL daily or hourly.

Coronavirus: summary for Flagler County

Data for Jun 7, 2020 (verified at 10 AM)

Data in this report are provisional and subject to change.



Coronavirus: summary for Franklin County

Data for Jun 7, 2020 (verified at 10 AM)

Data in this report are provisional and subject to change.

Confirmed cases			Cases confirmed in Florida residents per day														
Total cases	2																
Florida residents	1																
Non-Florida residents	1																
Gender for Florida residents																	
Men	0																
Women	1																
Unknown	0																
Age for Florida residents			5/24	5/25	5/26	5/27	5/28	5/29	5/30	5/31	6/1	6/2	6/3	6/4	6/5	6/6	
Range	60 - 60		Date case confirmed														
Median age	60																
Race, ethnicity		Cases	Hospitalizations			Deaths			Outcomes for Florida residents								
White	1	<div><div></div></div> 100%	0		N/A	0		N/A	Franklin								
Hispanic	0	<div><div></div></div> 0%	0		N/A	0		N/A	Hospitalizations	0	(0% of all cases)						
Non-Hispanic	1	<div><div></div></div> 100%	0		N/A	0		N/A	Deaths	0	(0% of all cases)						
Unknown ethnicity	0	<div><div></div></div> 0%	0		N/A	0		N/A									
Black	0	<div><div></div></div> 0%	0		N/A	0		N/A	Statewide								
Hispanic	0	<div><div></div></div> 0%	0		N/A	0		N/A	Hospitalizations	10,942	(18% of all cases)						
Non-Hispanic	0	<div><div></div></div> 0%	0		N/A	0		N/A	Deaths	2,700	(4% of all cases)						
Unknown ethnicity	0	<div><div></div></div> 0%	0		N/A	0		N/A									
Other	0	<div><div></div></div> 0%	0		N/A	0		N/A	Cases in facility staff/residents								
Hispanic	0	<div><div></div></div> 0%	0		N/A	0		N/A	Franklin								
Non-Hispanic	0	<div><div></div></div> 0%	0		N/A	0		N/A	Long-term care	0	(0% of all cases)						
Unknown ethnicity	0	<div><div></div></div> 0%	0		N/A	0		N/A	Correctional	0	(0% of all cases)						
Unknown race	0	<div><div></div></div> 0%	0		N/A	0		N/A	Statewide								
Hispanic	0	<div><div></div></div> 0%	0		N/A	0		N/A	Long-term care	10,012	(16% of all cases)						
Non-Hispanic	0	<div><div></div></div> 0%	0		N/A	0		N/A	Correctional	2,832	(5% of all cases)						
Unknown ethnicity	0	<div><div></div></div> 0%	0		N/A	0		N/A									
Total	1		0			0											

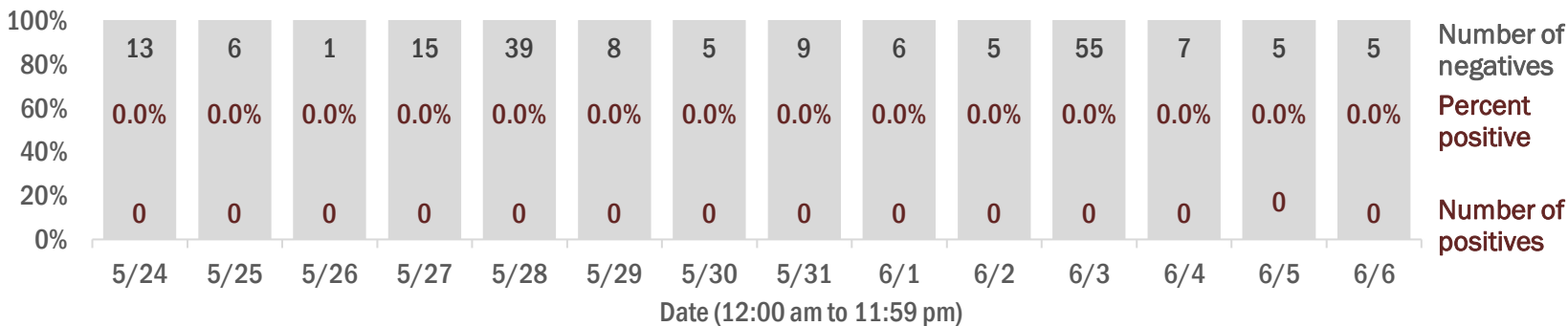
Hospitalization counts include anyone who was hospitalized at some point during their illness. It does not reflect the number of people currently hospitalized.

Other race includes any person with a race of American Indian/Alaskan native, Asian, native Hawaiian/Pacific Islander, or other.

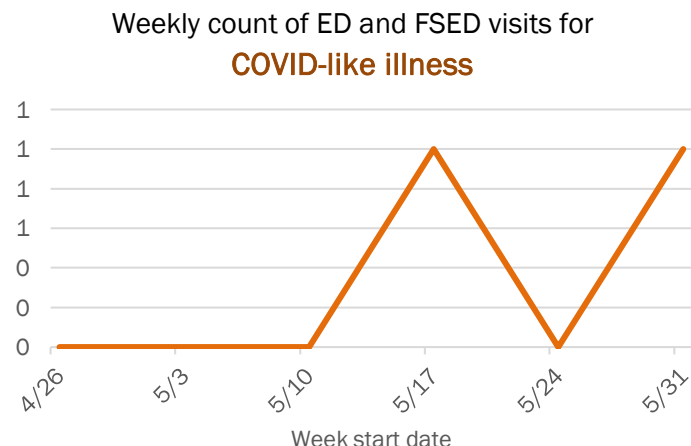
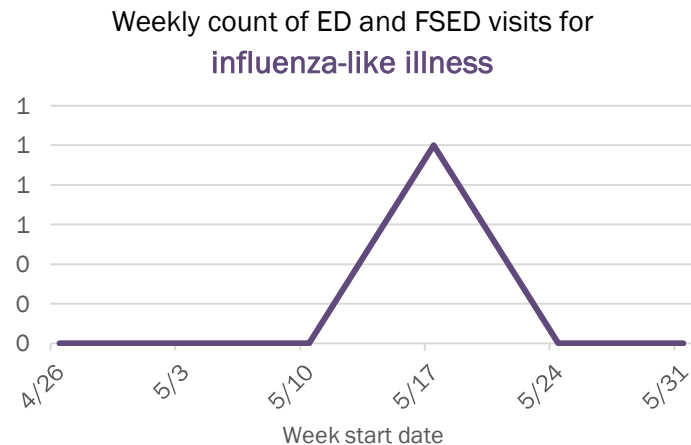
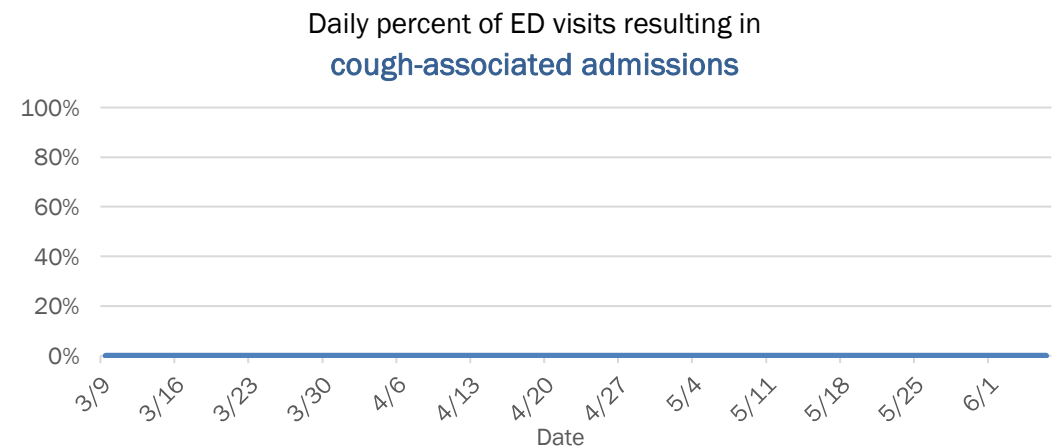
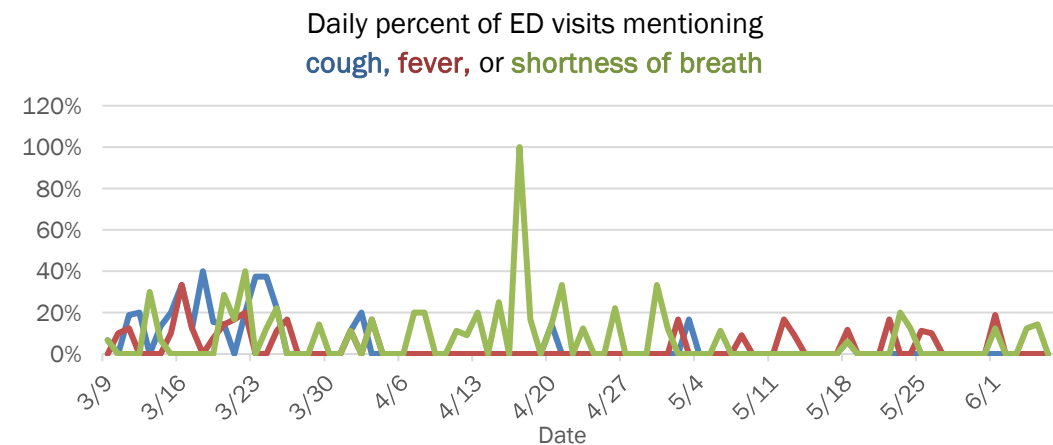
Laboratory testing for Florida residents and non-Florida residents over the past 2 weeks

Number and percent of positive labs

These counts include the number of people for whom the department received laboratory results by day. This percent is the number of people who test positive for the first time divided by all the people tested that day, excluding people who have previously tested positive.



Emergency department (ED) and freestanding ED (FSED) chief complaint and admission data for Franklin County

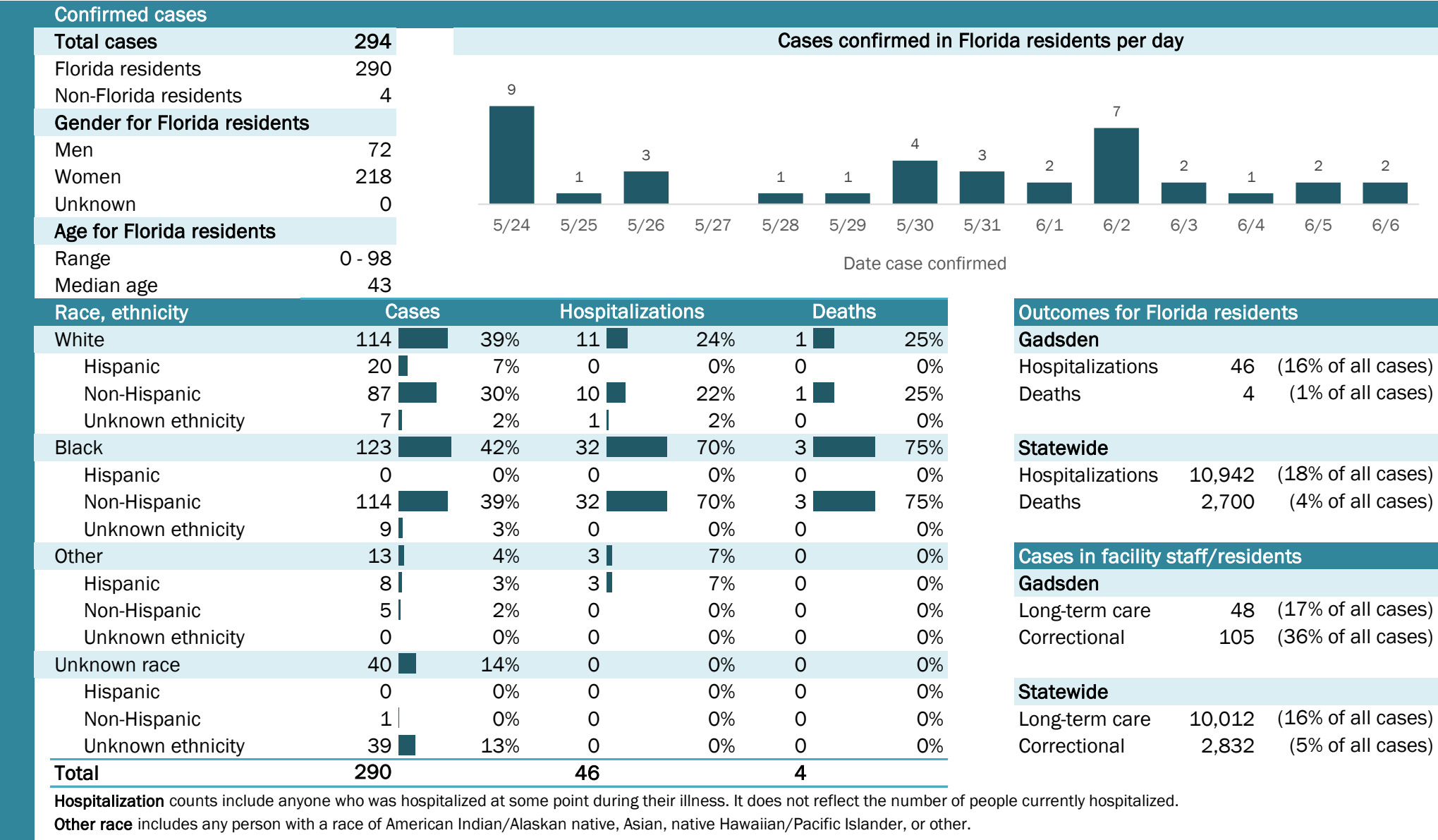


The Electronic Surveillance System for the Early Notification of Community-Based Epidemics (ESSENCE-FL) includes chief complaint data from 211 of 212 Florida EDs and 74 of 79 Florida FSEDs. Data are transmitted electronically to ESSENCE-FL daily or hourly.

Coronavirus: summary for Gadsden County

Data for Jun 7, 2020 (verified at 10 AM)

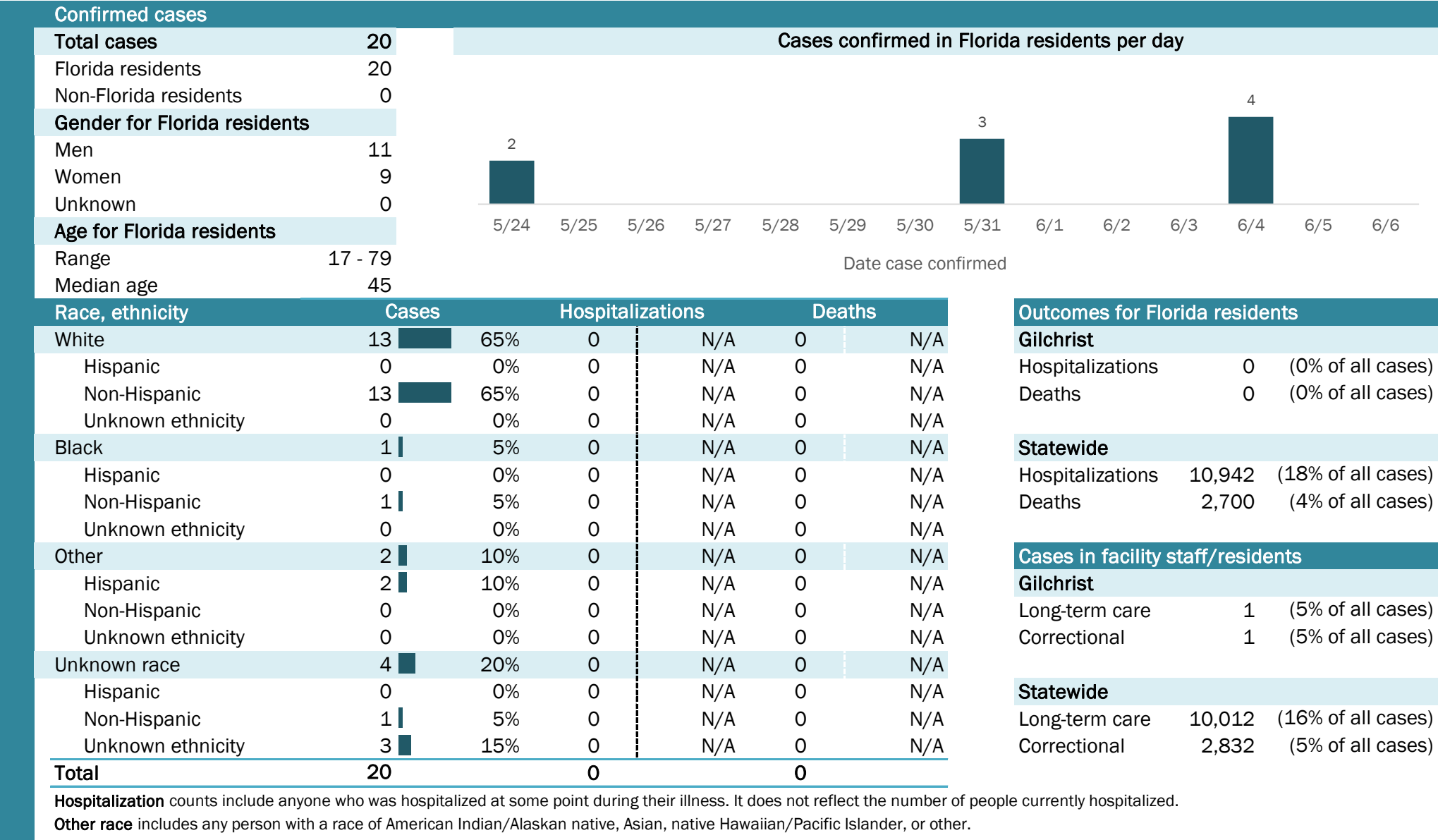
Data in this report are provisional and subject to change.



Coronavirus: summary for Gilchrist County

Data for Jun 7, 2020 (verified at 10 AM)

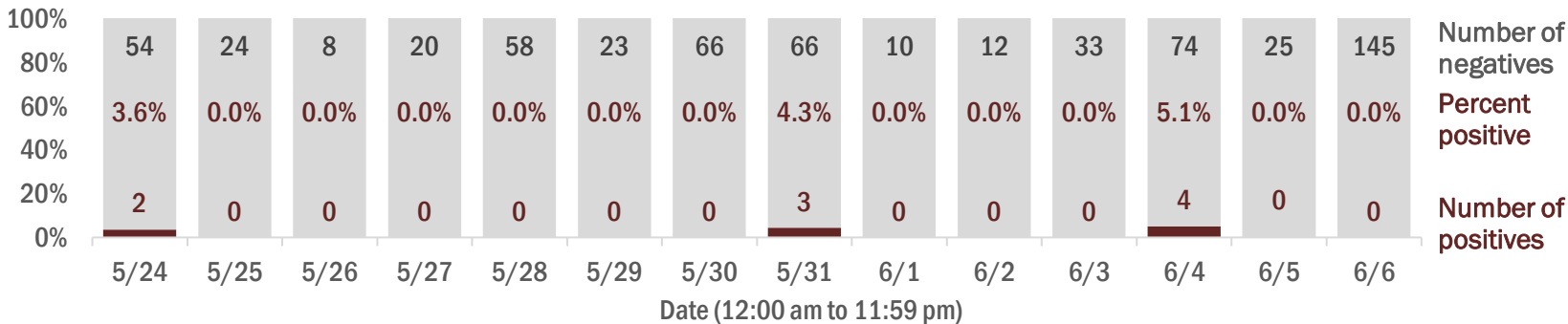
Data in this report are provisional and subject to change.



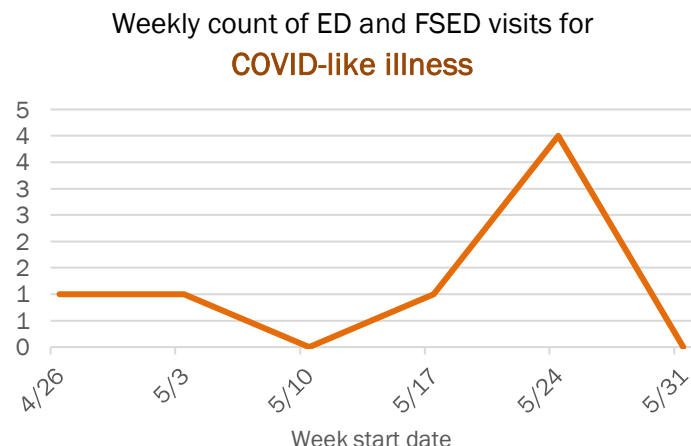
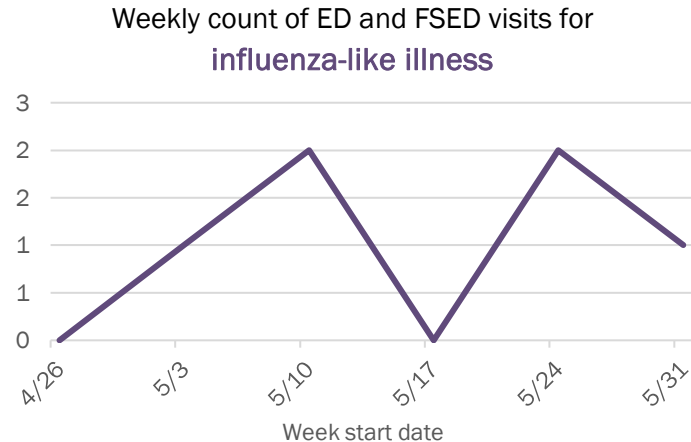
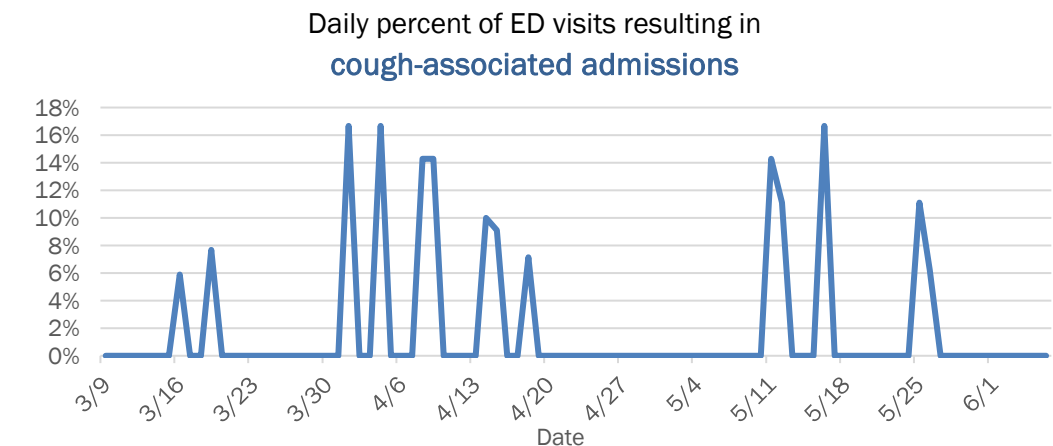
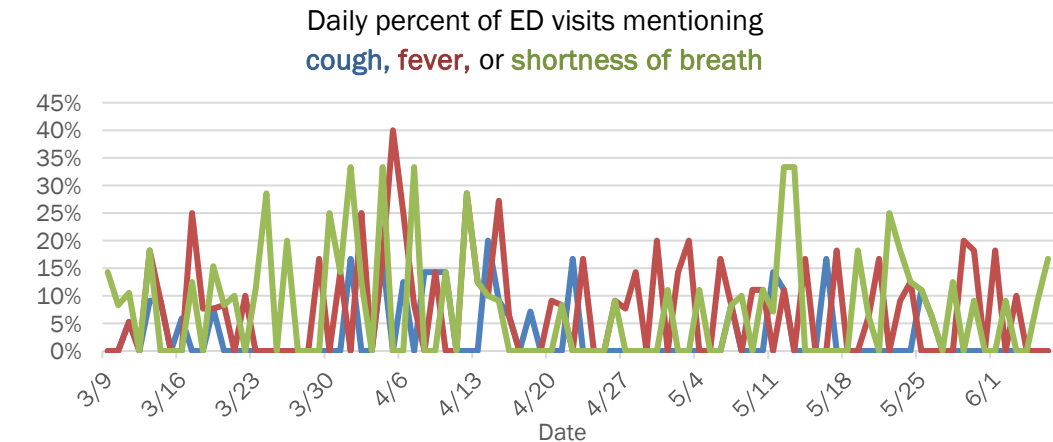
Laboratory testing for Florida residents and non-Florida residents over the past 2 weeks

Number and percent of positive labs

These counts include the number of people for whom the department received laboratory results by day. This percent is the number of people who test positive for the first time divided by all the people tested that day, excluding people who have previously tested positive.



Emergency department (ED) and freestanding ED (FSED) chief complaint and admission data for Gilchrist County

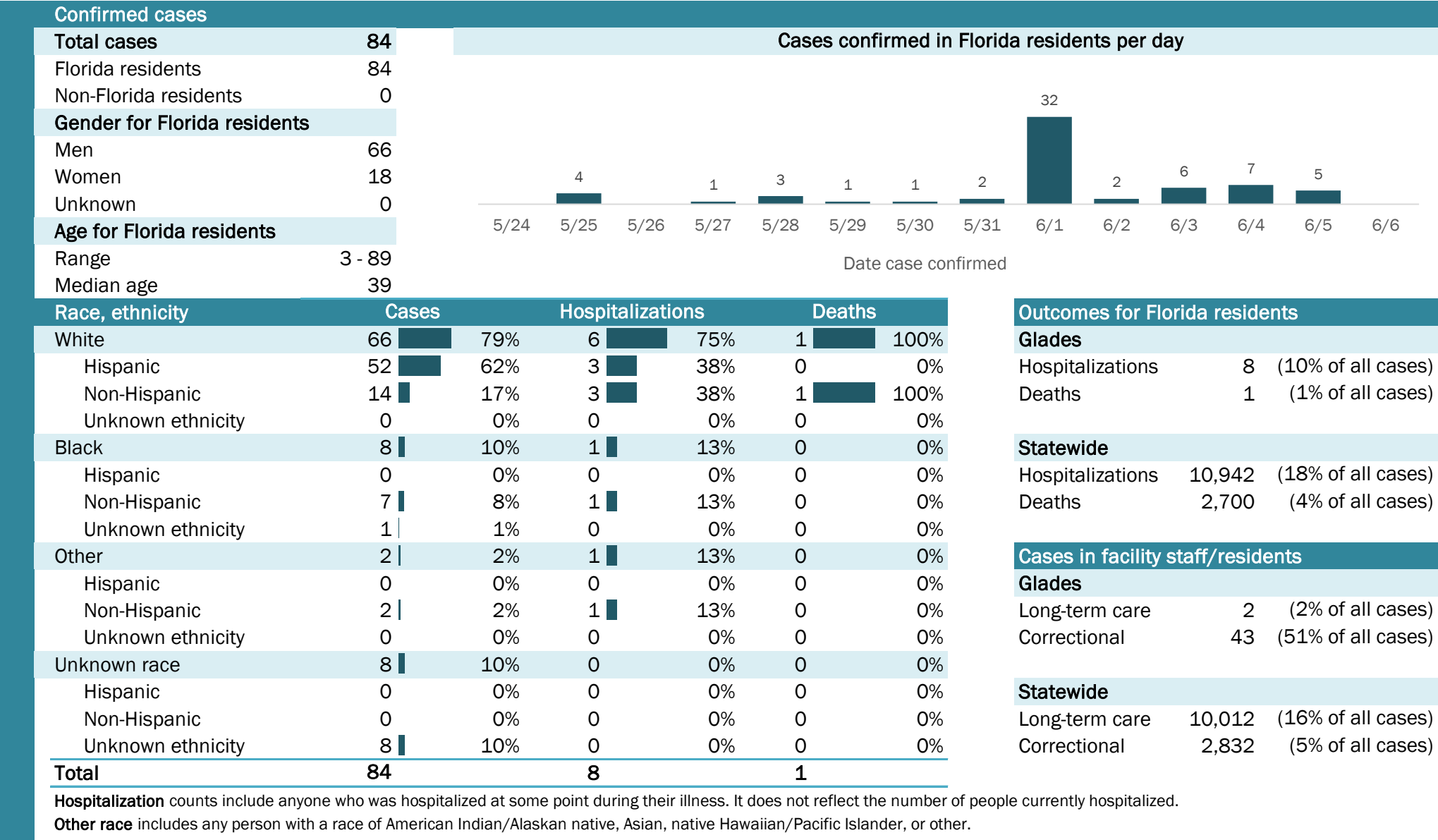


The Electronic Surveillance System for the Early Notification of Community-Based Epidemics (ESSENCE-FL) includes chief complaint data from 211 of 212 Florida EDs and 74 of 79 Florida FSEDs. Data are transmitted electronically to ESSENCE-FL daily or hourly.

Coronavirus: summary for Glades County

Data for Jun 7, 2020 (verified at 10 AM)

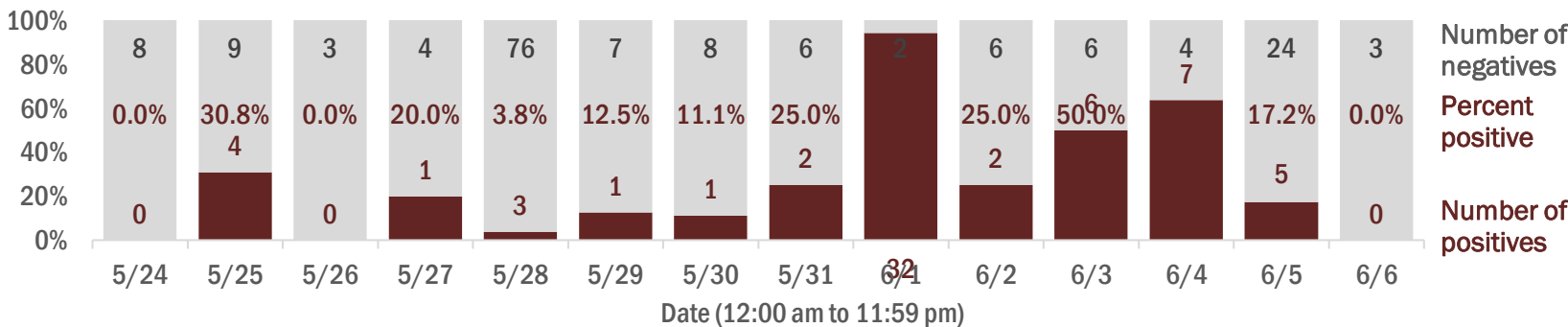
Data in this report are provisional and subject to change.



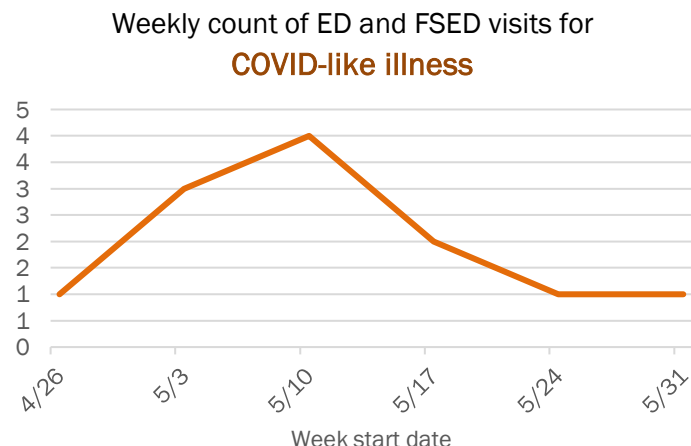
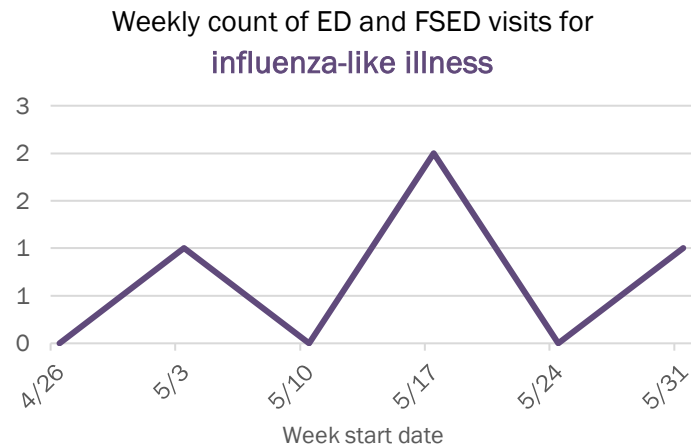
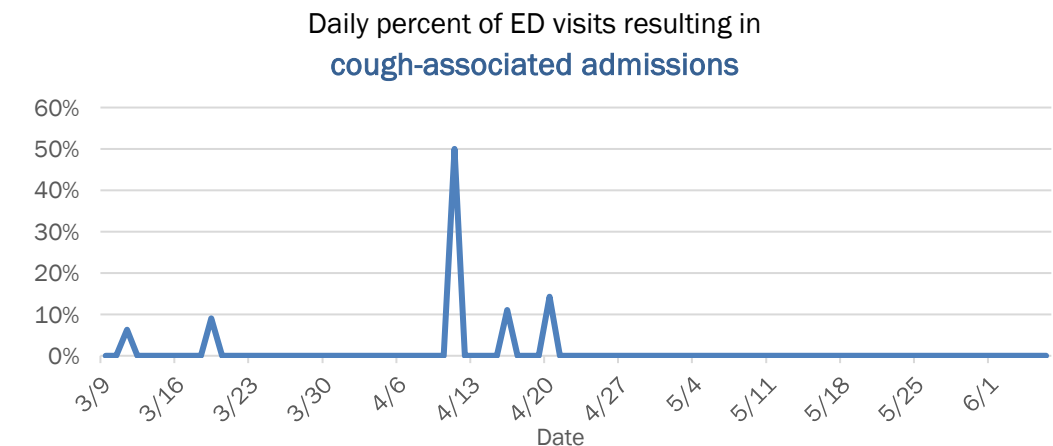
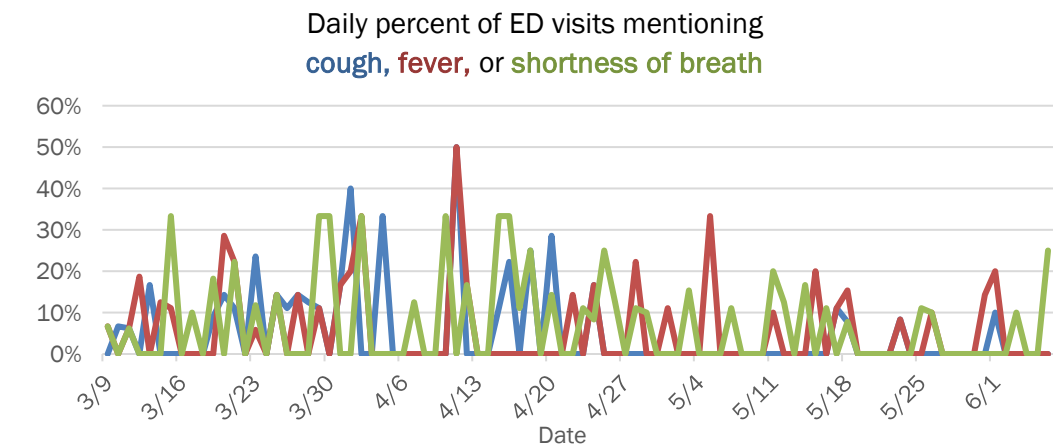
Laboratory testing for Florida residents and non-Florida residents over the past 2 weeks

Number and percent of positive labs

These counts include the number of people for whom the department received laboratory results by day. This percent is the number of people who test positive for the first time divided by all the people tested that day, excluding people who have previously tested positive.



Emergency department (ED) and freestanding ED (FSED) chief complaint and admission data for Glades County



The Electronic Surveillance System for the Early Notification of Community-Based Epidemics (ESSENCE-FL) includes chief complaint data from 211 of 212 Florida EDs and 74 of 79 Florida FSEDs. Data are transmitted electronically to ESSENCE-FL daily or hourly.

Coronavirus: summary for Gulf County

Data for Jun 7, 2020 (verified at 10 AM)

Data in this report are provisional and subject to change.

Confirmed cases

Total cases

6

Cases confirmed in Florida residents per day

1

1

2

5/24

5/25

5/26

5/27

5/28

5/29

5/30

5/31

6/1

6/2

6/3

6/4

6/5

6/6

Florida residents

6

Non-Florida residents

0

Gender for Florida residents

Men

3

Women

3

Unknown

0

Age for Florida residents

Range

9 - 52

Median age

44

Race, ethnicity	Cases	Hospitalizations	Deaths
White	3	0	0
Hispanic	0	0	0
Non-Hispanic	3	0	0
Unknown ethnicity	0	0	0
Black	0	0	0
Hispanic	0	0	0
Non-Hispanic	0	0	0
Unknown ethnicity	0	0	0
Other	1	0	0
Hispanic	1	0	0
Non-Hispanic	0	0	0
Unknown ethnicity	0	0	0
Unknown race	2	0	0
Hispanic	0	0	0
Non-Hispanic	2	0	0
Unknown ethnicity	0	0	0
Total	6	0	0

Hospitalization

counts include anyone who was hospitalized at some point during their illness. It does not reflect the number of people currently hospitalized.

Other race

includes any person with a race of American Indian/Alaskan native, Asian, native Hawaiian/Pacific Islander, or other.

Outcomes for Florida residents

Gulf

Hospitalizations

0

(0% of all cases)

Deaths

0

(0% of all cases)

Statewide

Hospitalizations

10,942

(18% of all cases)

Deaths

2,700

(4% of all cases)

Cases in facility staff/residents

Gulf

Long-term care

2

(33% of all cases)

Correctional

0

(0% of all cases)

Statewide

Long-term care

10,012

(16% of all cases)

Correctional

2,832

(5% of all cases)

Laboratory testing for Florida residents and non-Florida residents over the past 2 weeks

Number and percent of positive labs

These counts include the number of people for whom the department received laboratory results by day. This percent is the number of people who test positive for the first time divided by all the people tested that day, excluding people who have previously tested positive.

Date	Number of negatives	Percent positive	Number of positives
5/24	93	0.0%	0
5/25	46	0.0%	0
5/26	5	0.0%	0
5/27	39	0.0%	0
5/28	8	0.0%	0
5/29	7	0.0%	0
5/30	72	0.0%	0
5/31	57	0.0%	0
6/1	10	9.1%	1
6/2	10	0.0%	0
6/3	11	8.3%	1
6/4	15	0.0%	0
6/5	9	0.0%	0
6/6	12	14.3%	2

Emergency department (ED) and freestanding ED (FSED) chief complaint and admission data for Gulf County

Daily percent of ED visits mentioning cough, fever, or shortness of breath

Daily percent of ED visits resulting in cough-associated admissions

Weekly count of ED and FSED visits for influenza-like illness

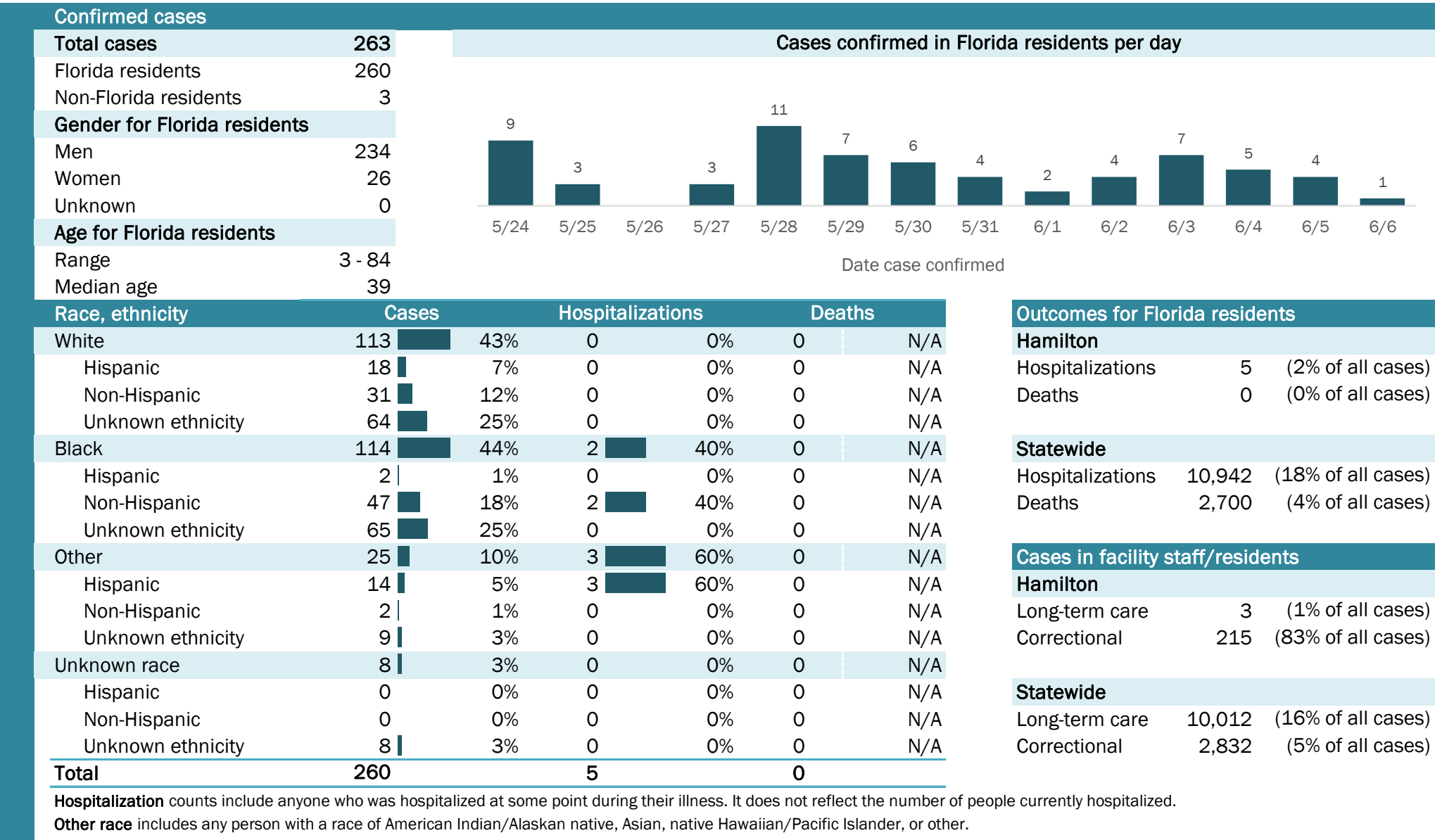
Weekly count of ED and FSED visits for COVID-like illness

The Electronic Surveillance System for the Early Notification of Community-Based Epidemics (ESSENCE-FL) includes chief complaint data from 211 of 212 Florida EDs and 74 of 79 Florida FSEDs. Data are transmitted electronically to ESSENCE-FL daily or hourly.

Coronavirus: summary for Hamilton County

Data for Jun 7, 2020 (verified at 10 AM)

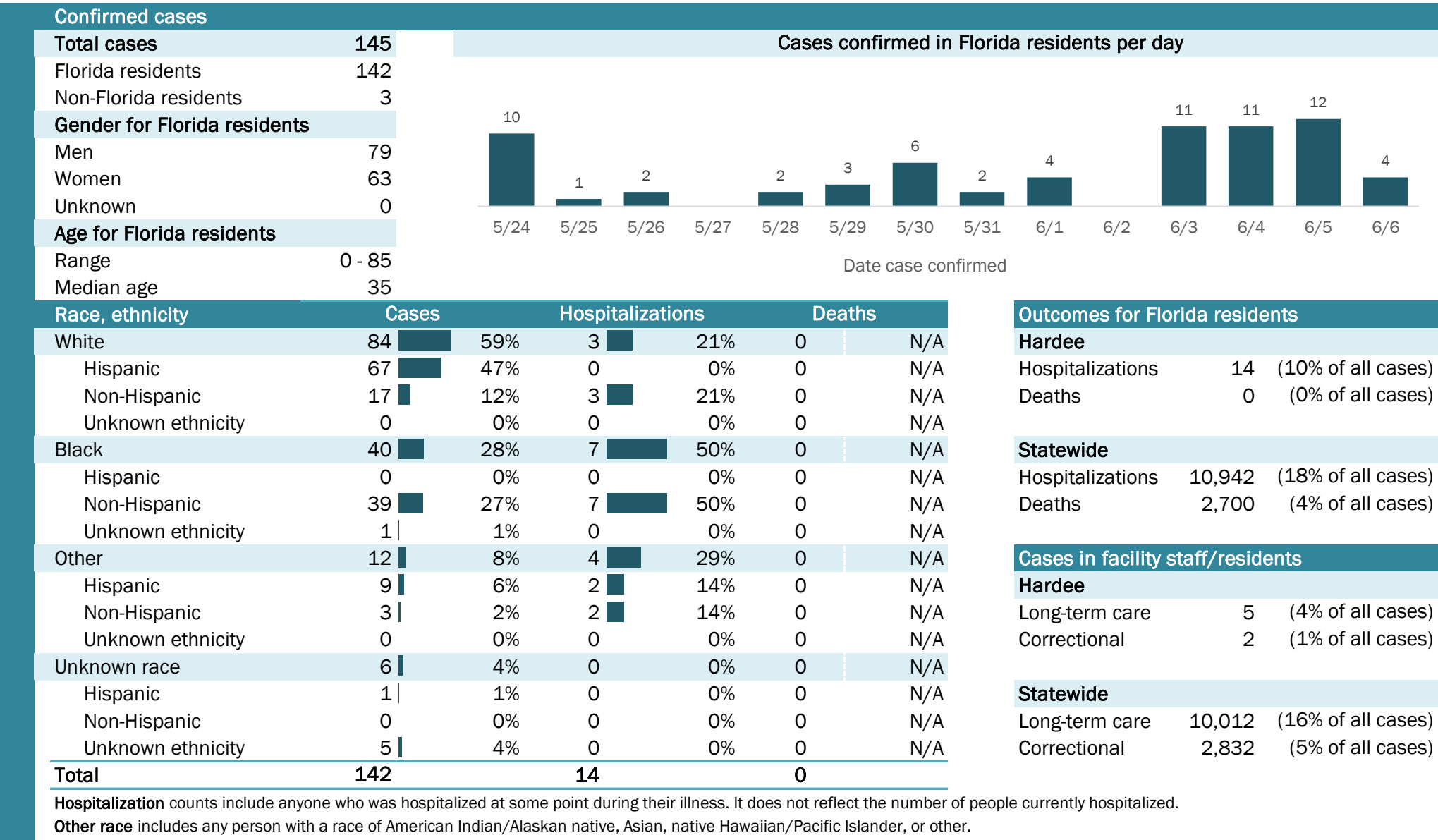
Data in this report are provisional and subject to change.



Coronavirus: summary for Hardee County

Data for Jun 7, 2020 (verified at 10 AM)

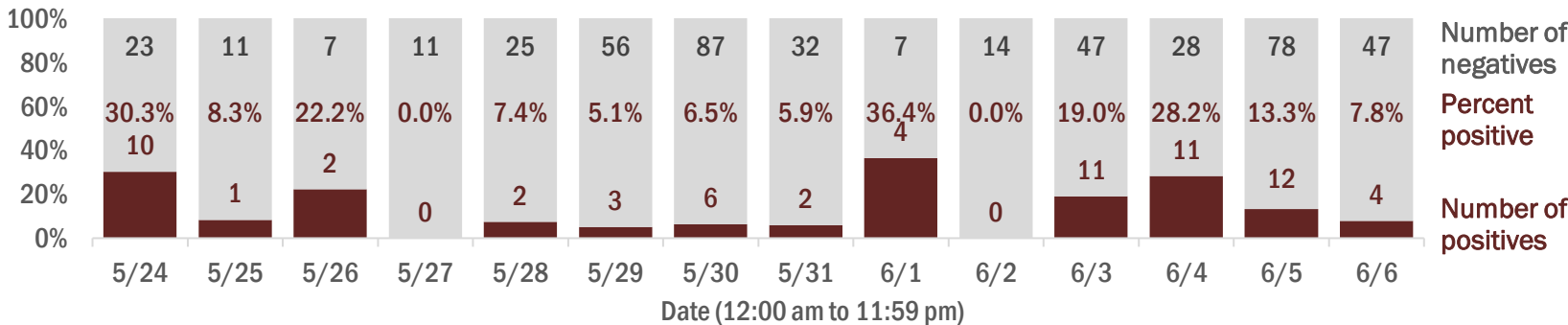
Data in this report are provisional and subject to change.



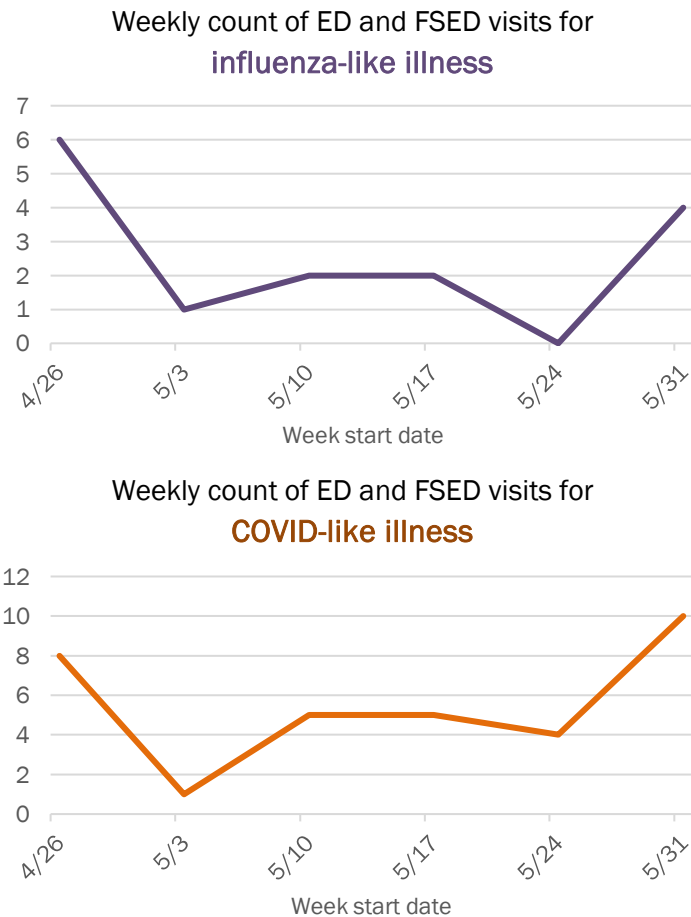
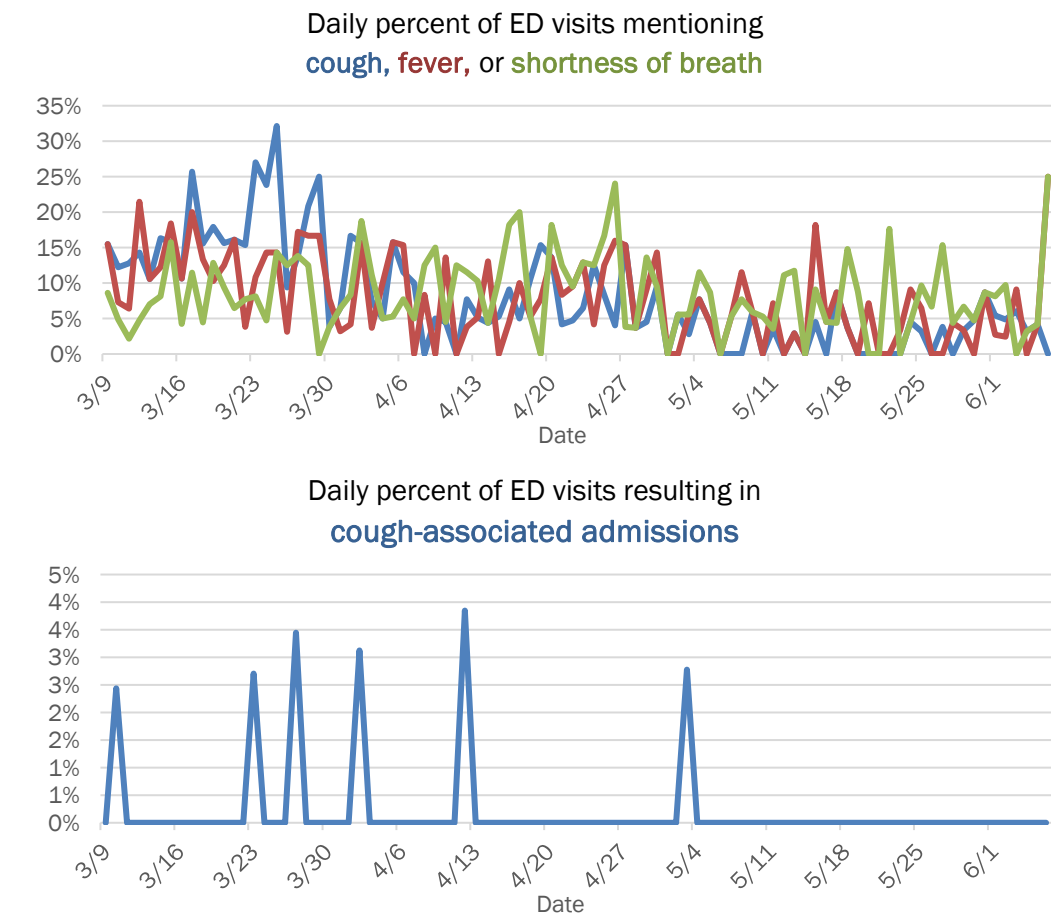
Laboratory testing for Florida residents and non-Florida residents over the past 2 weeks

Number and percent of positive labs

These counts include the number of people for whom the department received laboratory results by day. This percent is the number of people who test positive for the first time divided by all the people tested that day, excluding people who have previously tested positive.



Emergency department (ED) and freestanding ED (FSED) chief complaint and admission data for Hardee County

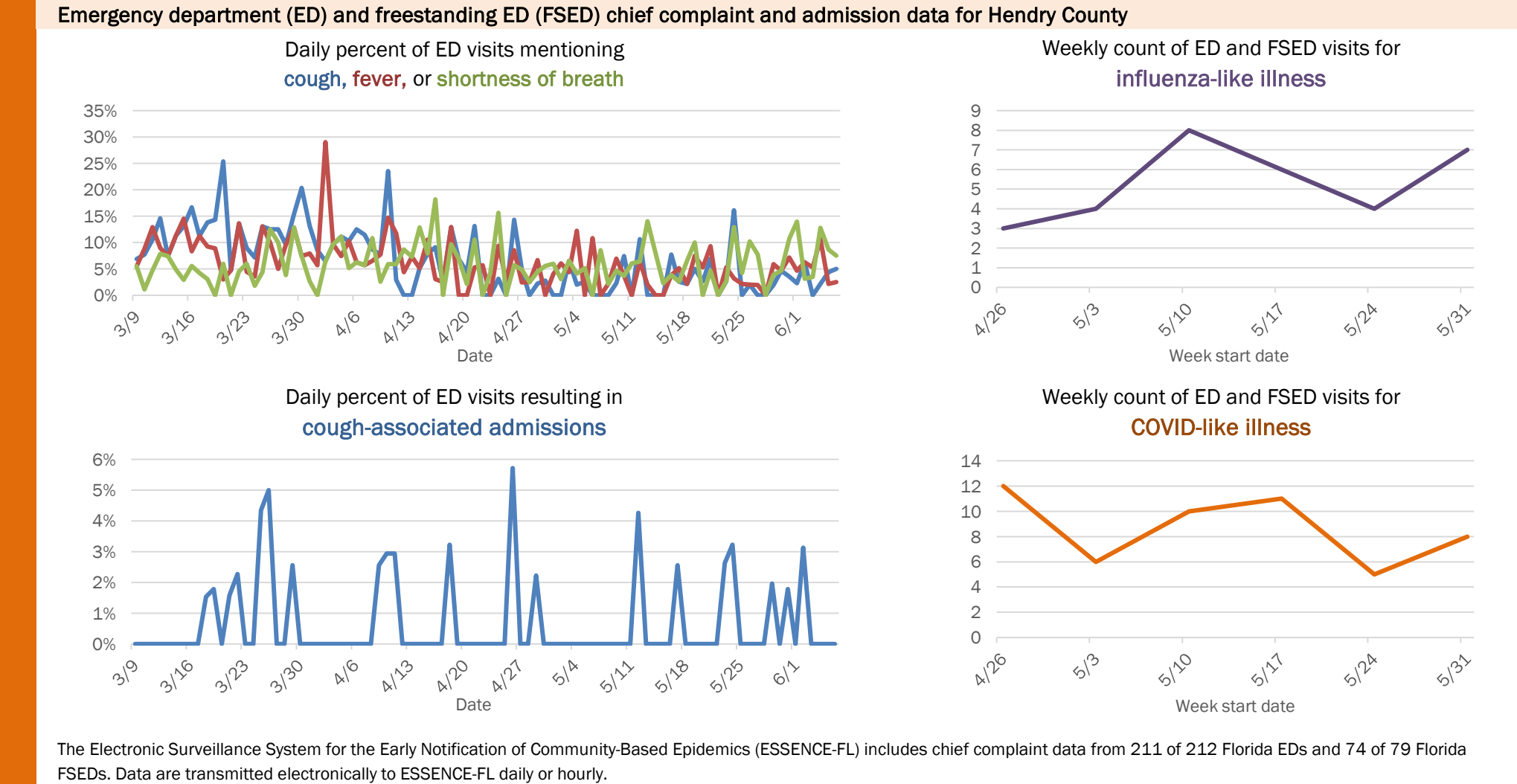
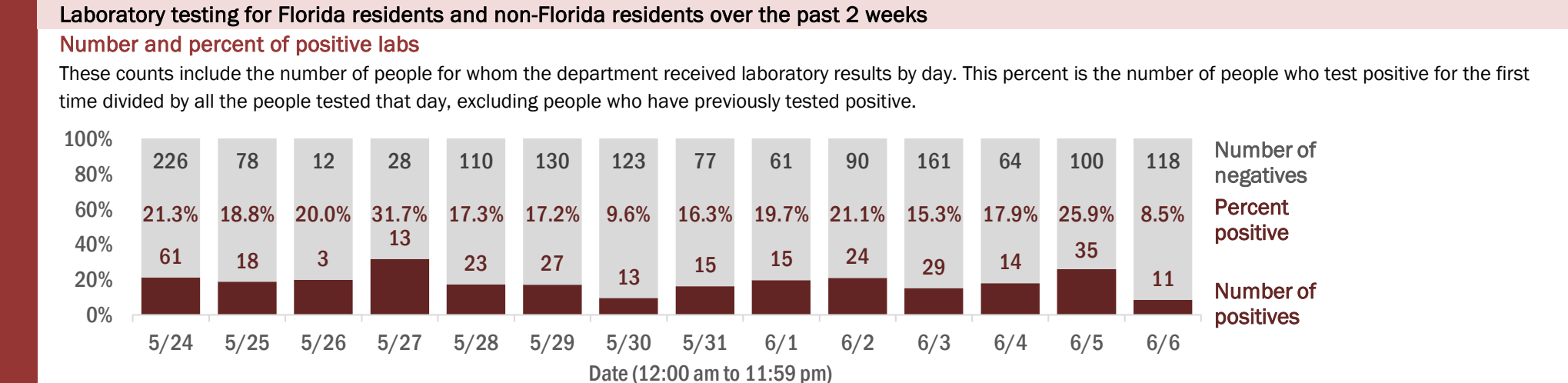
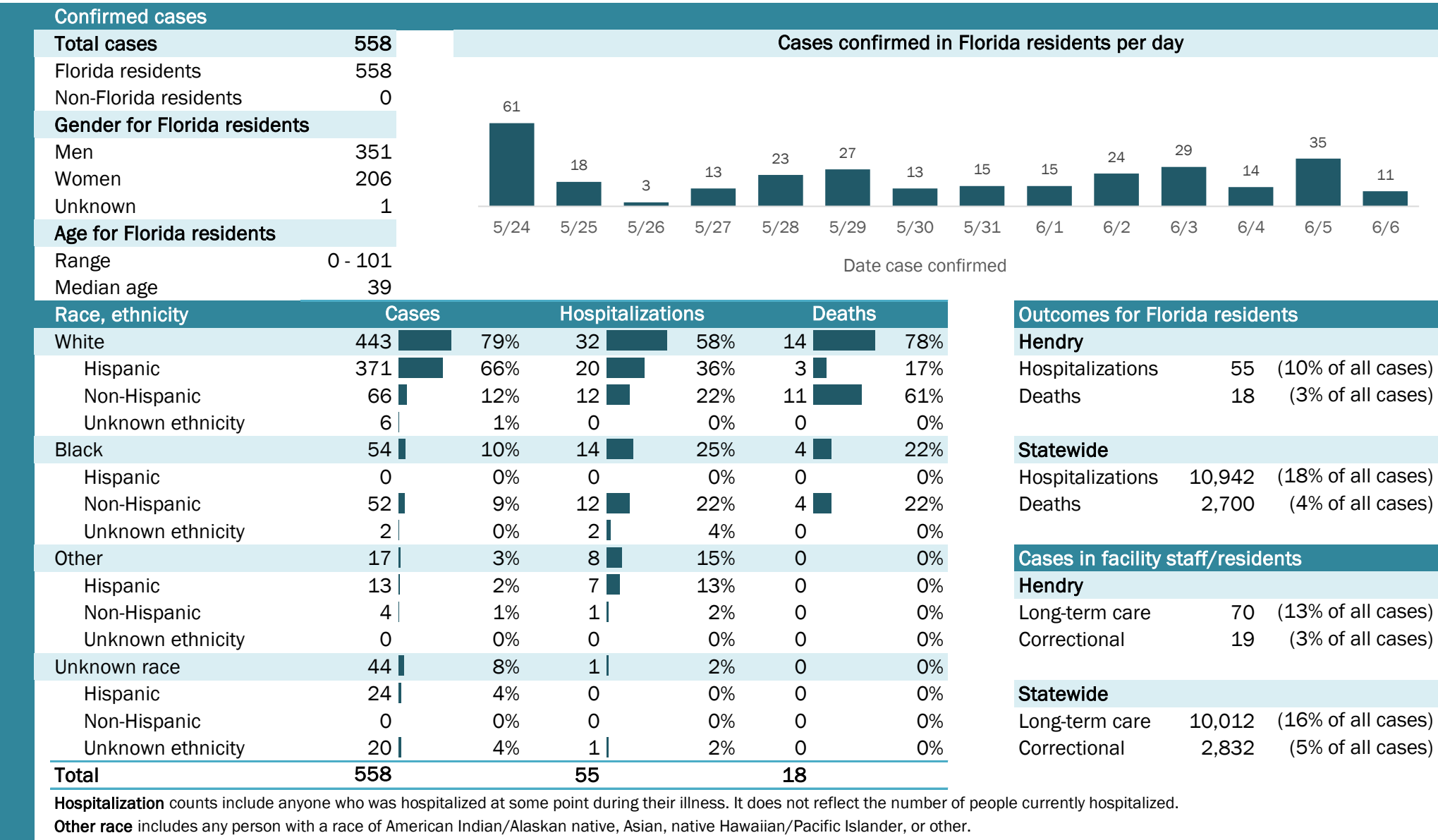


The Electronic Surveillance System for the Early Notification of Community-Based Epidemics (ESSENCE-FL) includes chief complaint data from 211 of 212 Florida EDs and 74 of 79 Florida FSEDs. Data are transmitted electronically to ESSENCE-FL daily or hourly.

Coronavirus: summary for Hendry County

Data for Jun 7, 2020 (verified at 10 AM)

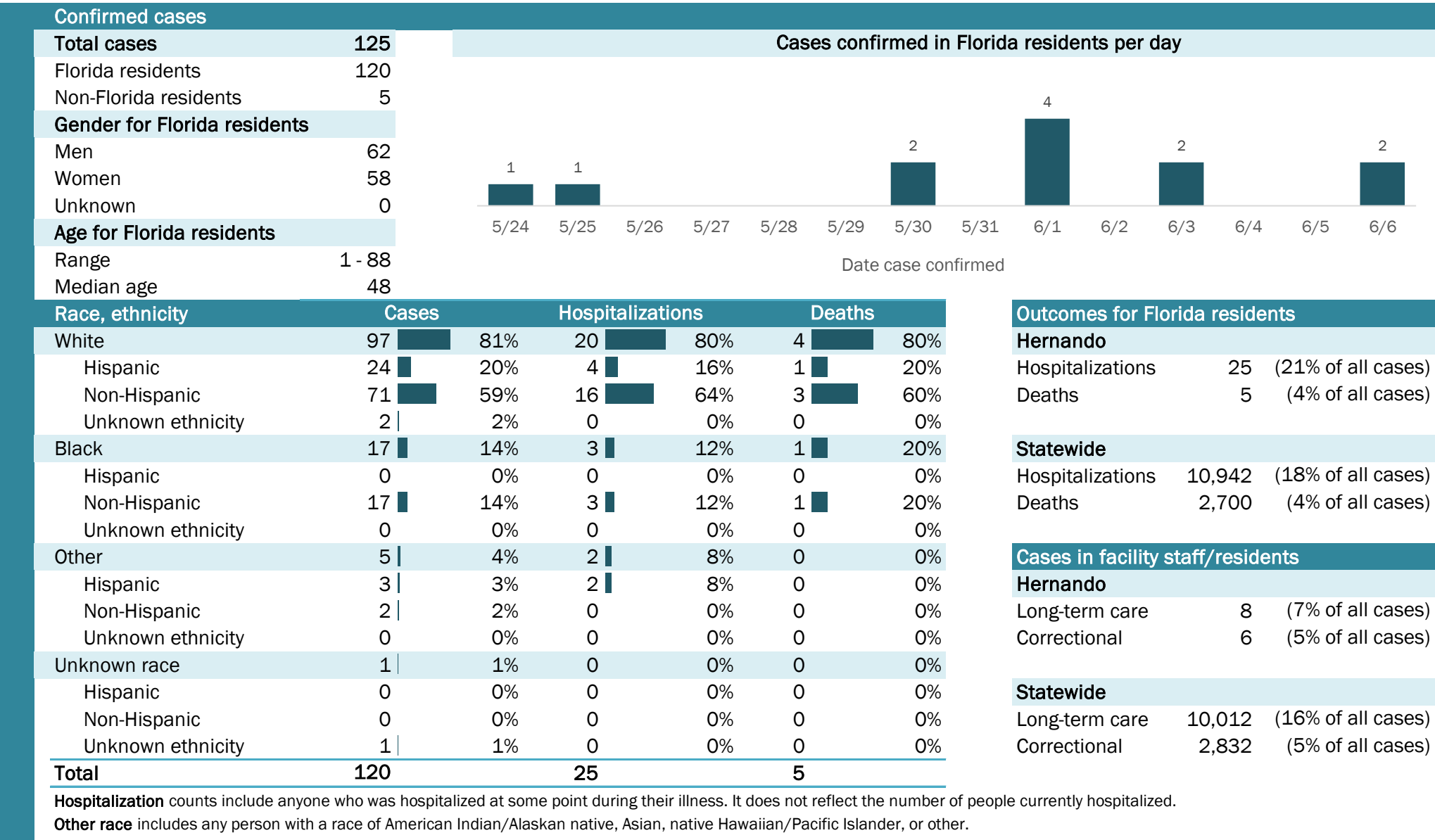
Data in this report are provisional and subject to change.



Coronavirus: summary for Hernando County

Data for Jun 7, 2020 (verified at 10 AM)

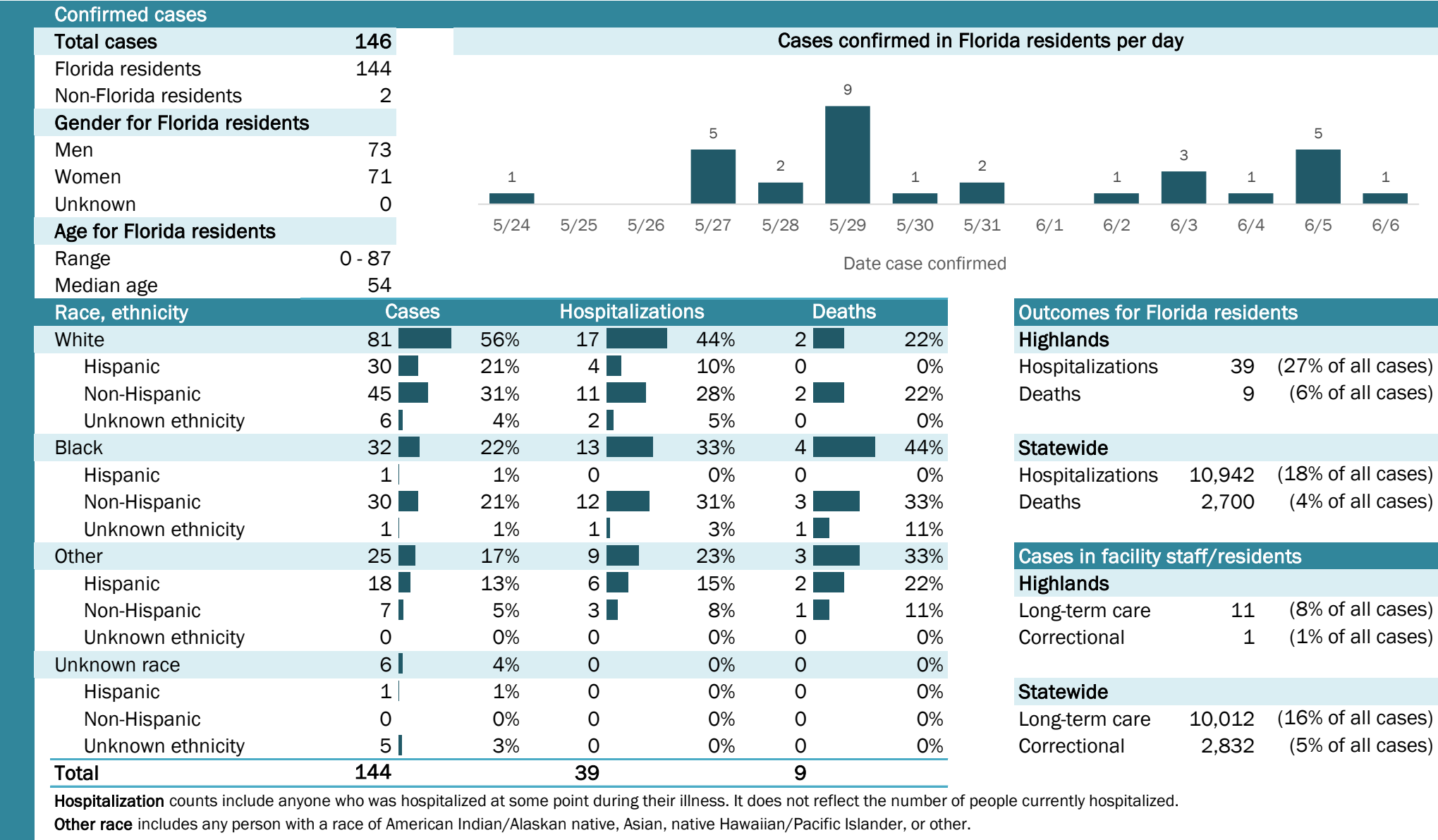
Data in this report are provisional and subject to change.



Coronavirus: summary for Highlands County

Data for Jun 7, 2020 (verified at 10 AM)

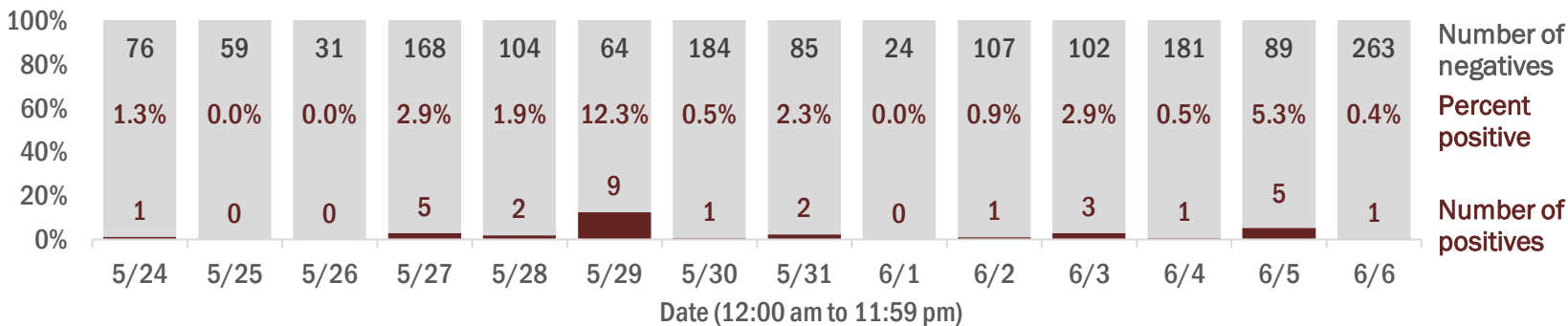
Data in this report are provisional and subject to change.



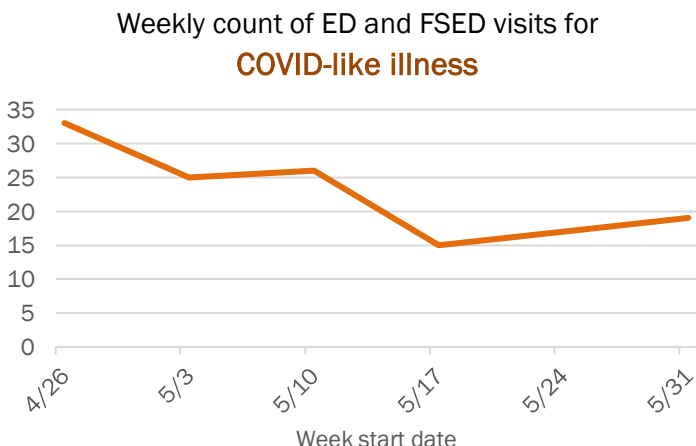
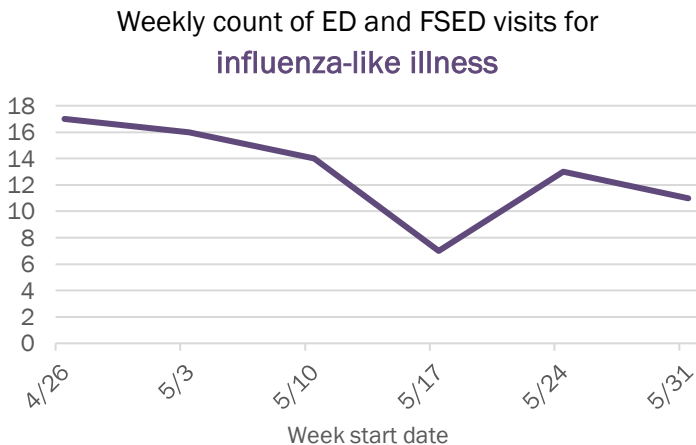
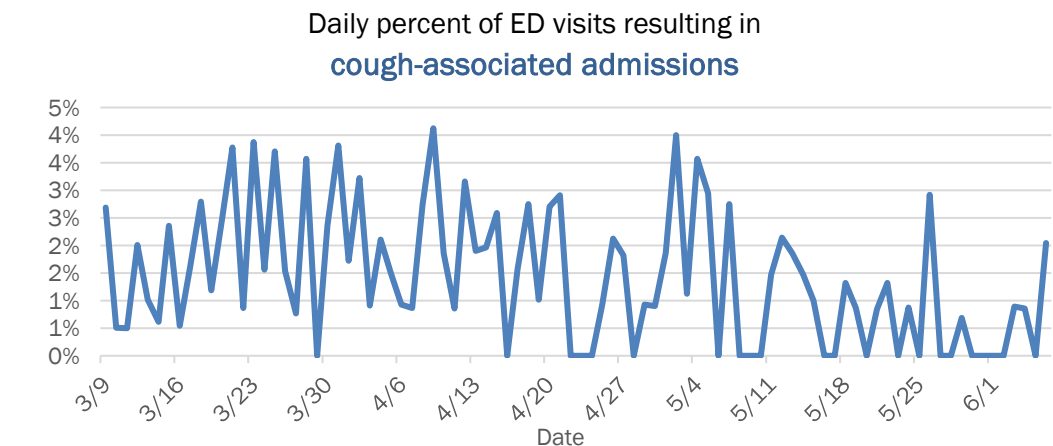
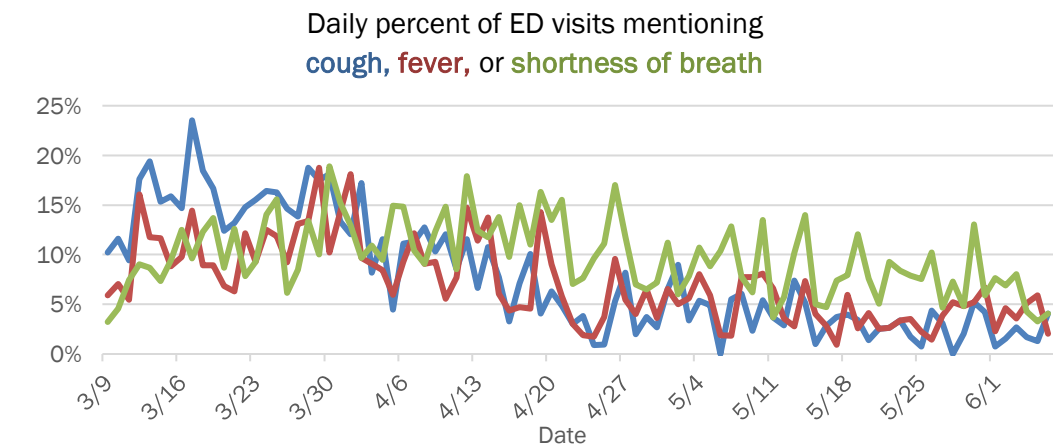
Laboratory testing for Florida residents and non-Florida residents over the past 2 weeks

Number and percent of positive labs

These counts include the number of people for whom the department received laboratory results by day. This percent is the number of people who test positive for the first time divided by all the people tested that day, excluding people who have previously tested positive.



Emergency department (ED) and freestanding ED (FSED) chief complaint and admission data for Highlands County

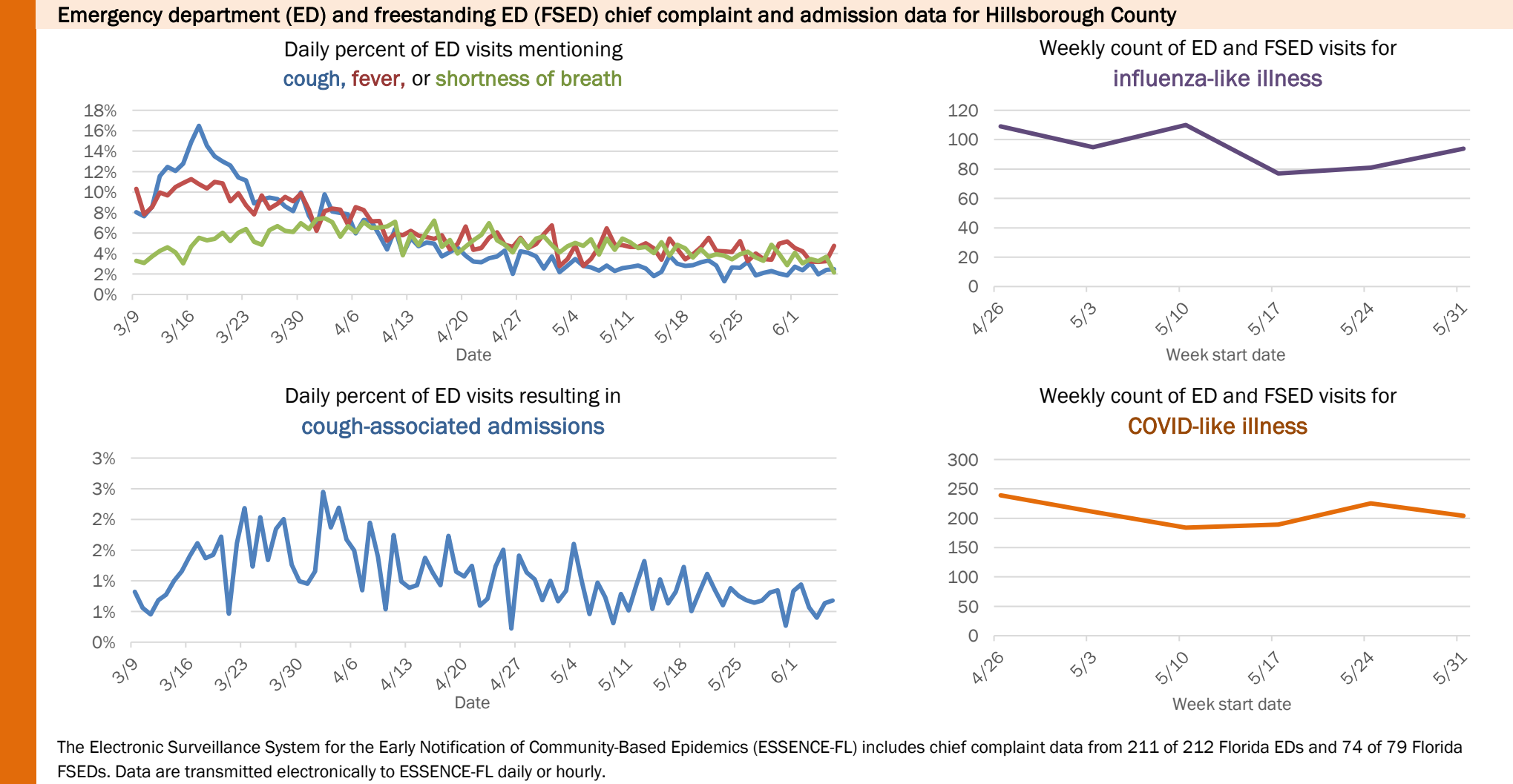
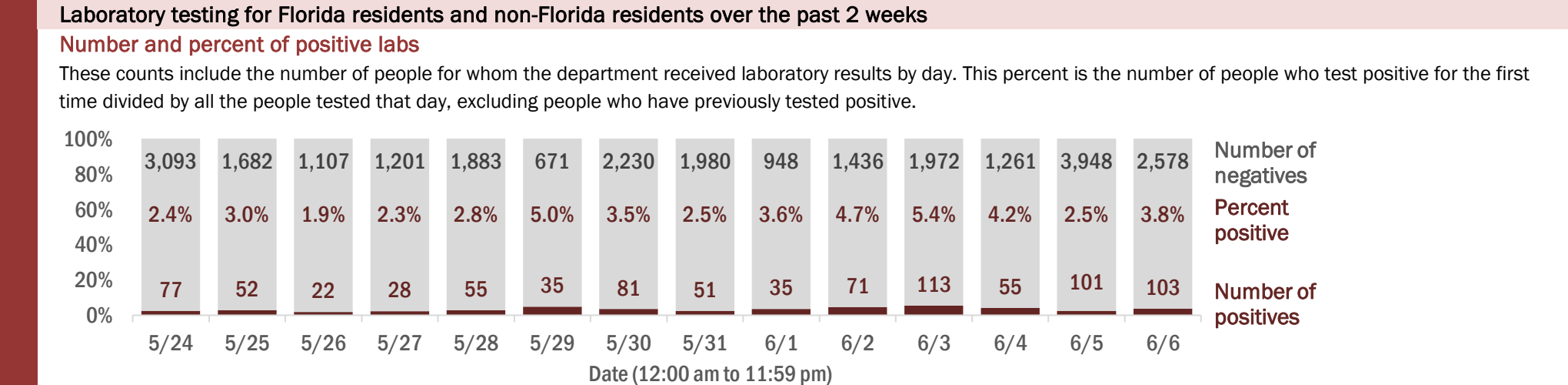
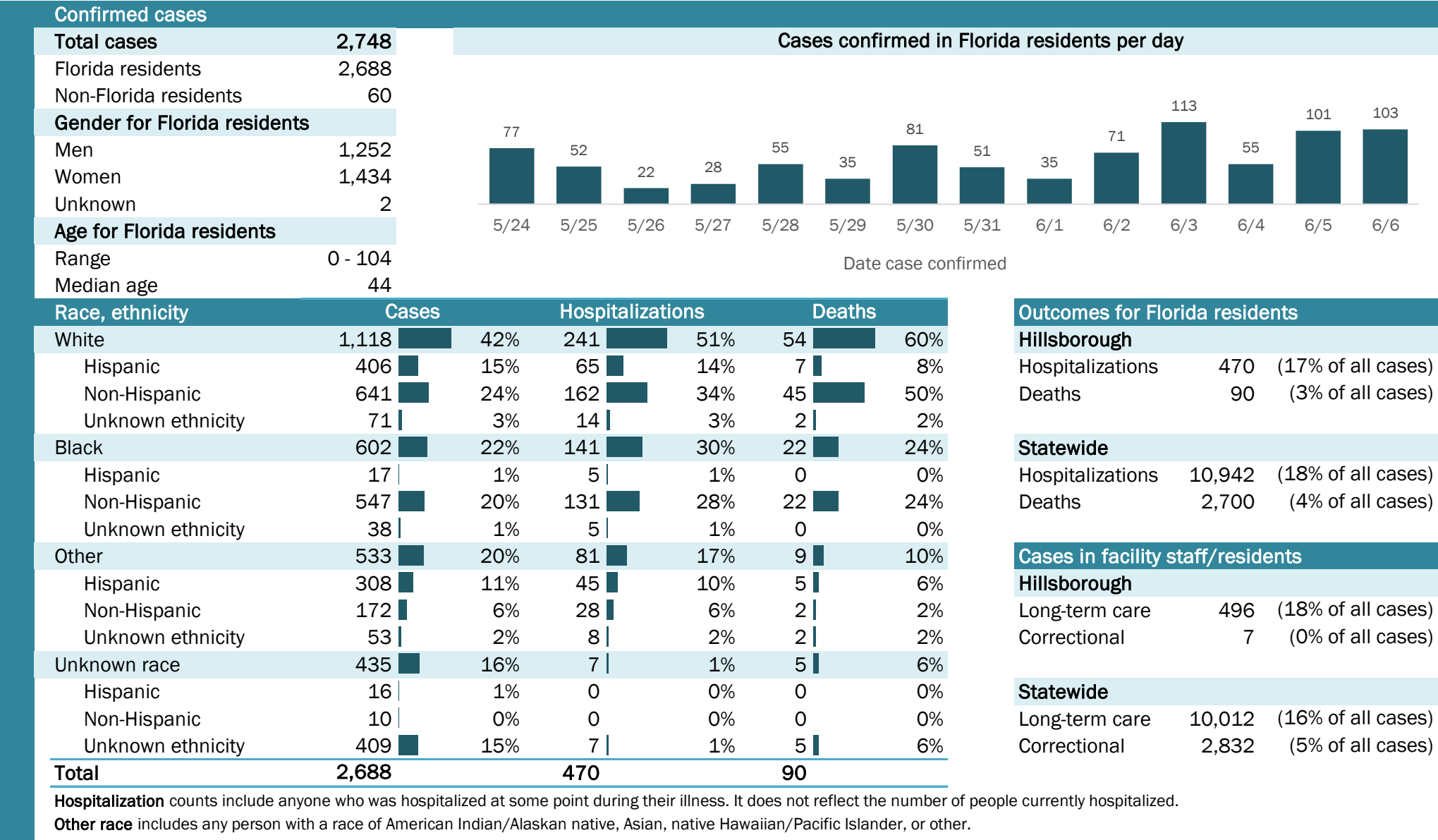


The Electronic Surveillance System for the Early Notification of Community-Based Epidemics (ESSENCE-FL) includes chief complaint data from 211 of 212 Florida EDs and 74 of 79 Florida FSEDs. Data are transmitted electronically to ESSENCE-FL daily or hourly.

Coronavirus: summary for Hillsborough County

Data for Jun 7, 2020 (verified at 10 AM)

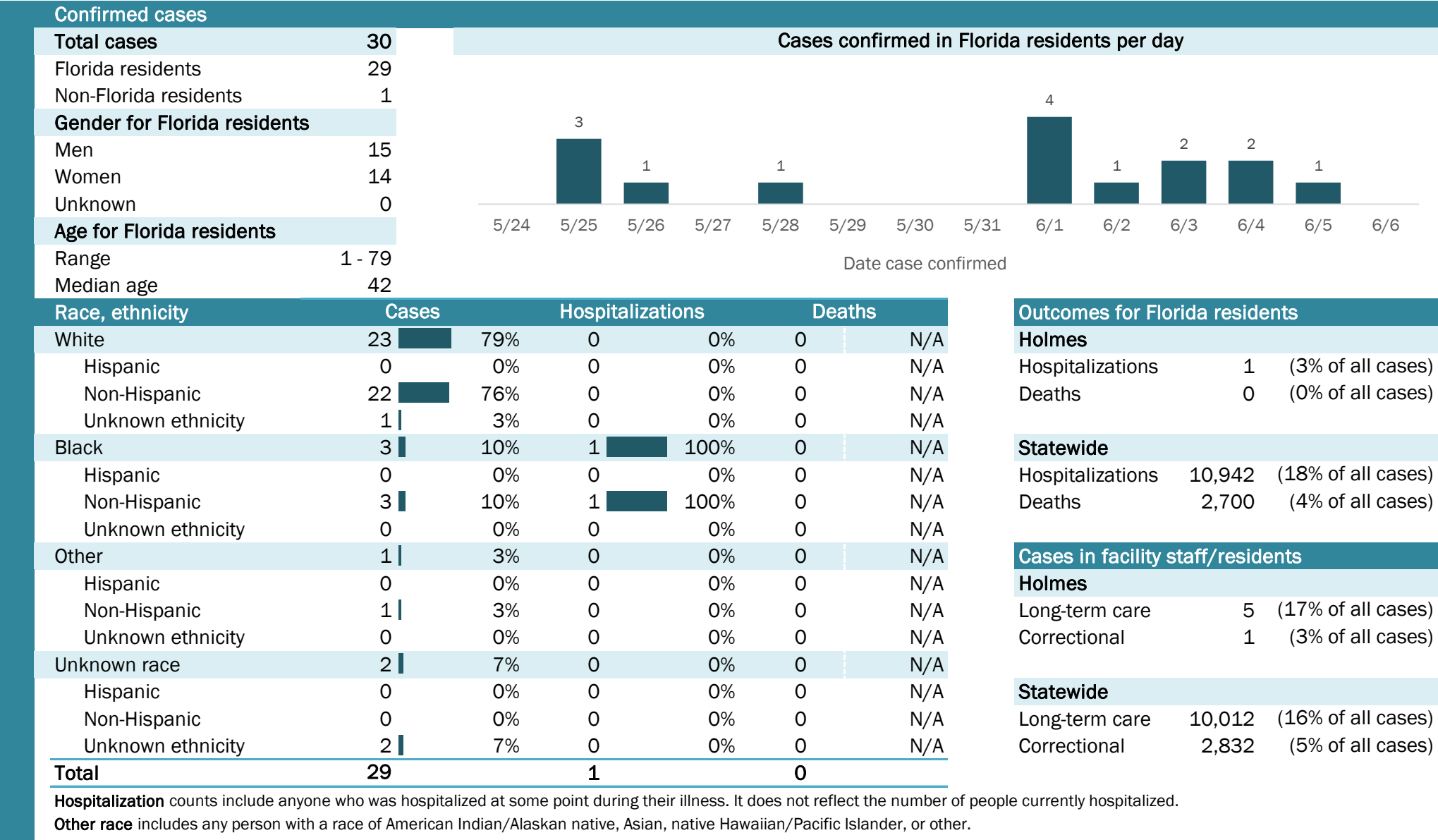
Data in this report are provisional and subject to change.



Coronavirus: summary for Holmes County

Data for Jun 7, 2020 (verified at 10 AM)

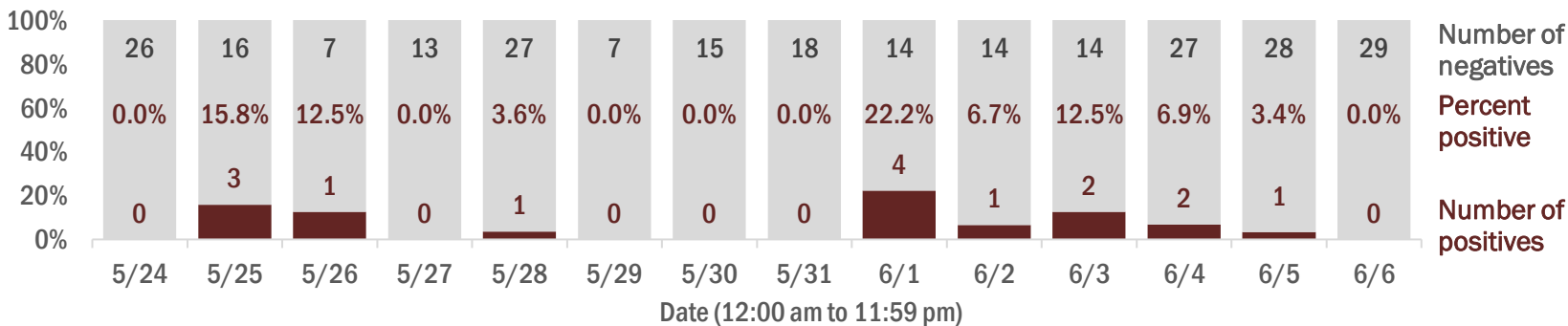
Data in this report are provisional and subject to change.



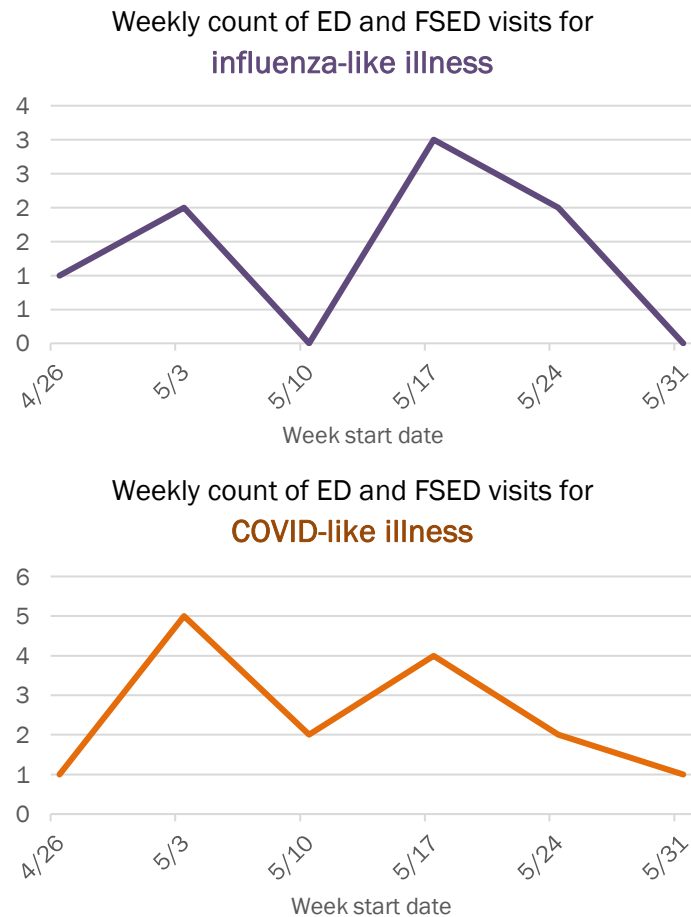
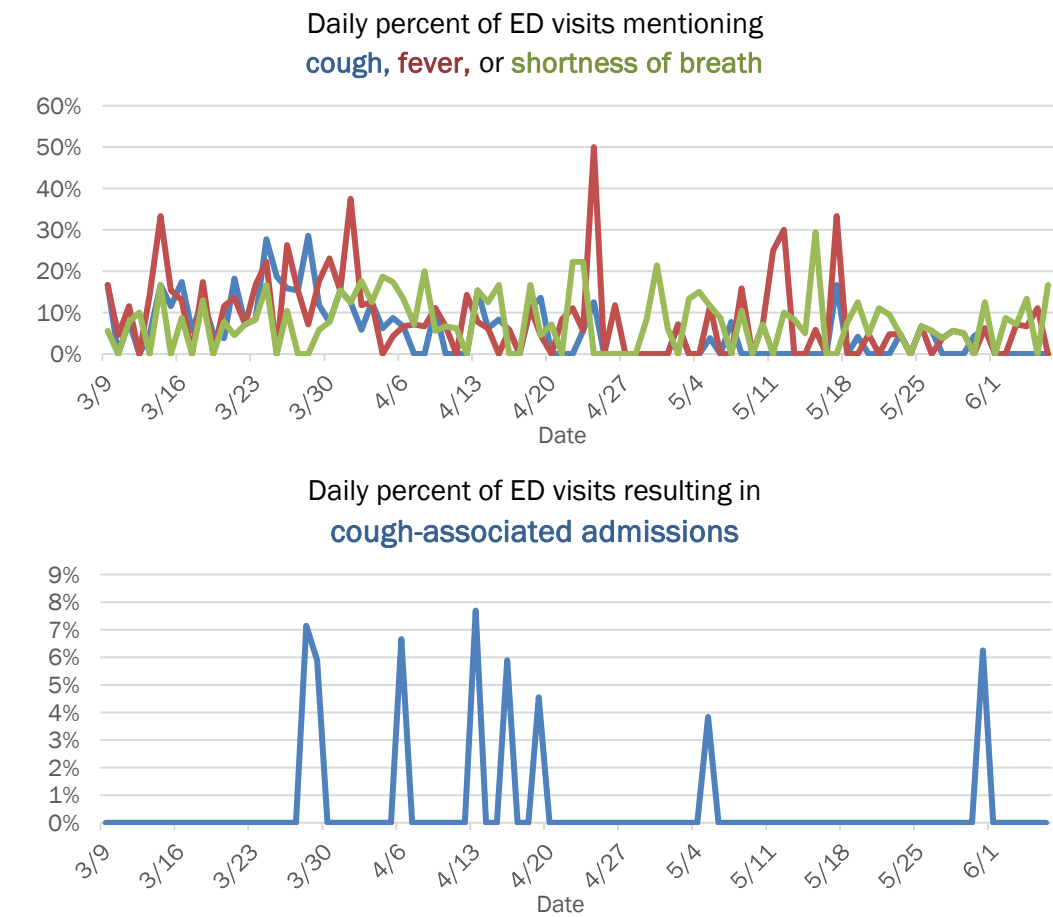
Laboratory testing for Florida residents and non-Florida residents over the past 2 weeks

Number and percent of positive labs

These counts include the number of people for whom the department received laboratory results by day. This percent is the number of people who test positive for the first time divided by all the people tested that day, excluding people who have previously tested positive.



Emergency department (ED) and freestanding ED (FSED) chief complaint and admission data for Holmes County

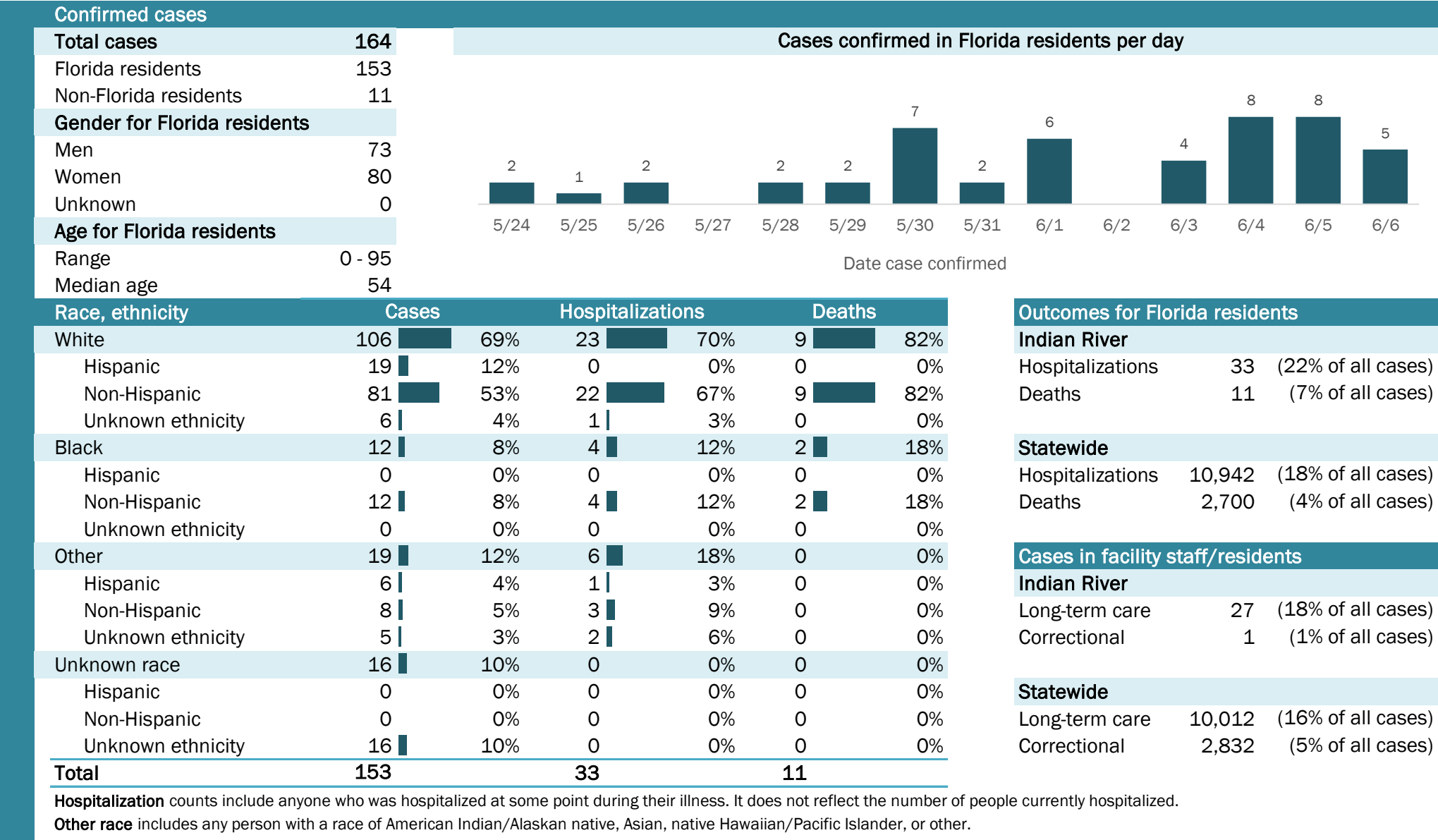


The Electronic Surveillance System for the Early Notification of Community-Based Epidemics (ESSENCE-FL) includes chief complaint data from 211 of 212 Florida EDs and 74 of 79 Florida FSEDs. Data are transmitted electronically to ESSENCE-FL daily or hourly.

Coronavirus: summary for Indian River County

Data for Jun 7, 2020 (verified at 10 AM)

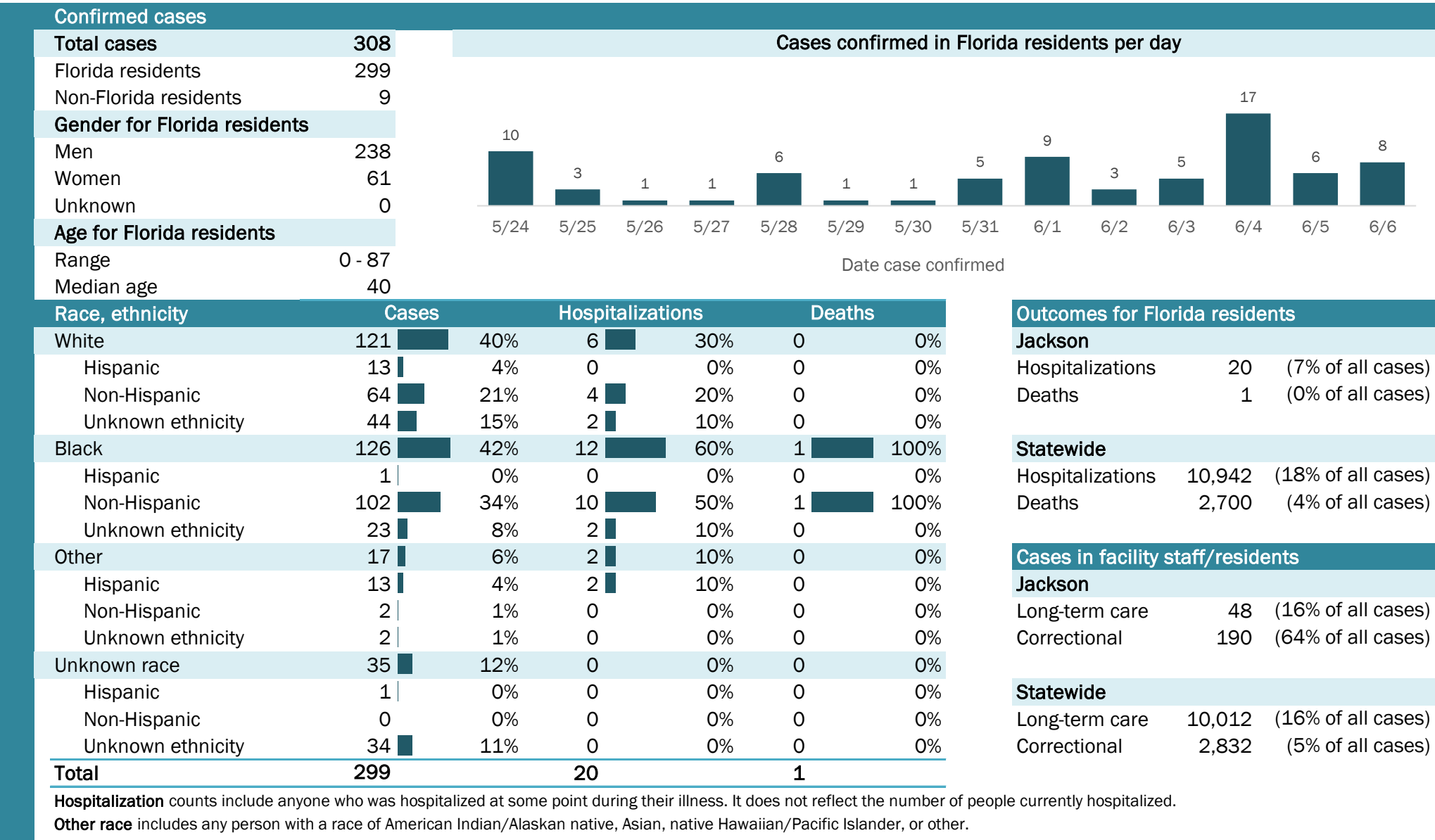
Data in this report are provisional and subject to change.



Coronavirus: summary for Jackson County

Data for Jun 7, 2020 (verified at 10 AM)

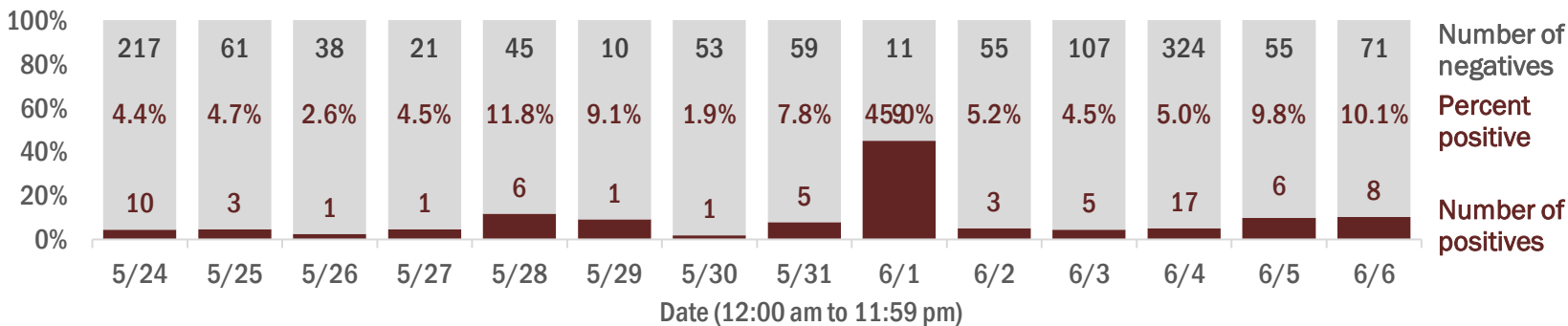
Data in this report are provisional and subject to change.



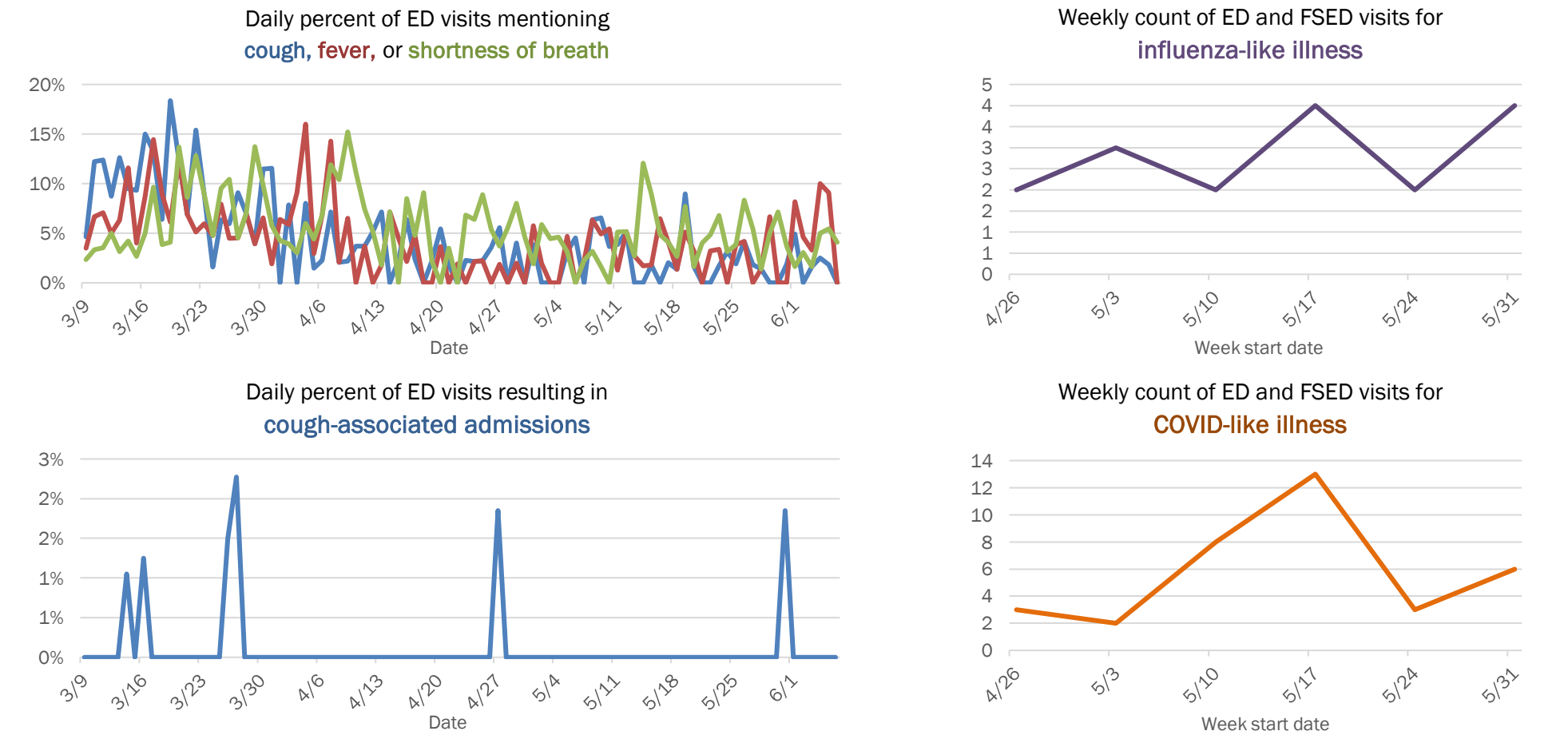
Laboratory testing for Florida residents and non-Florida residents over the past 2 weeks

Number and percent of positive labs

These counts include the number of people for whom the department received laboratory results by day. This percent is the number of people who test positive for the first time divided by all the people tested that day, excluding people who have previously tested positive.



Emergency department (ED) and freestanding ED (FSED) chief complaint and admission data for Jackson County



Coronavirus: summary for Jefferson County

Data for Jun 7, 2020 (verified at 10 AM)

Data in this report are provisional and subject to change.

Confirmed cases

Total cases

31

Cases confirmed in Florida residents per day

1

1

5/24

5/25

5/26

5/27

5/28

5/29

5/30

5/31

6/1

6/2

6/3

6/4

6/5

6/6

Florida residents

29

Non-Florida residents

2

Gender for Florida residents

Men

12

Women

17

Unknown

0

Age for Florida residents

Range

29 - 95

Median age

66

Race, ethnicity	Cases	Hospitalizations	Deaths
White	931%	343%	267%
Hispanic	00%	00%	00%
Non-Hispanic	828%	343%	133%
Unknown ethnicity	13%	00%	133%
Black	1448%	343%	133%
Hispanic	00%	00%	00%
Non-Hispanic	1448%	343%	133%
Unknown ethnicity	00%	00%	00%
Other	621%	114%	00%
Hispanic	310%	00%	00%
Non-Hispanic	310%	114%	00%
Unknown ethnicity	00%	00%	00%
Unknown race	00%	00%	00%
Hispanic	00%	00%	00%
Non-Hispanic	00%	00%	00%
Unknown ethnicity	00%	00%	00%
Total	29	7	3

Hospitalization

counts include anyone who was hospitalized at some point during their illness. It does not reflect the number of people currently hospitalized.

Other race

includes any person with a race of American Indian/Alaskan native, Asian, native Hawaiian/Pacific Islander, or other.

Outcomes for Florida residents

Jefferson

Hospitalizations

7

(24% of all cases)

Deaths

3

(10% of all cases)

Statewide

Hospitalizations

10,942

(18% of all cases)

Deaths

2,700

(4% of all cases)

Cases in facility staff/residents

Jefferson

Long-term care

21

(72% of all cases)

Correctional

0

(0% of all cases)

Statewide

Long-term care

10,012

(16% of all cases)

Correctional

2,832

(5% of all cases)

Laboratory testing for Florida residents and non-Florida residents over the past 2 weeks

Number and percent of positive labs

These counts include the number of people for whom the department received laboratory results by day. This percent is the number of people who test positive for the first time divided by all the people tested that day, excluding people who have previously tested positive.

Date	Number of negatives	Percent positive	Number of positives
5/24	60	0.0%	0
5/25	8	0.0%	0
5/26	5	0.0%	0
5/27	12	0.0%	0
5/28	27	0.0%	0
5/29	11	0.0%	0
5/30	22	0.0%	0
5/31	38	0.0%	0
6/1	7	0.0%	0
6/2	10	0.0%	0
6/3	13	0.0%	0
6/4	9	0.0%	0
6/5	68	1.4%	1
6/6	8	11.1%	1

Emergency department (ED) and freestanding ED (FSED) chief complaint and admission data for Jefferson County

Daily percent of ED visits mentioning cough, fever, or shortness of breath

Daily percent of ED visits resulting in cough-associated admissions

Weekly count of ED and FSED visits for influenza-like illness

Weekly count of ED and FSED visits for COVID-like illness

The Electronic Surveillance System for the Early Notification of Community-Based Epidemics (ESSENCE-FL) includes chief complaint data from 211 of 212 Florida EDs and 74 of 79 Florida FSEDs. Data are transmitted electronically to ESSENCE-FL daily or hourly.

Coronavirus: summary for Lafayette County

Data for Jun 7, 2020 (verified at 10 AM)

Data in this report are provisional and subject to change.

Confirmed cases

Total cases

10

Cases confirmed in Florida residents per day

1

1

5/24

5/25

5/26

5/27

5/28

5/29

5/30

5/31

6/1

6/2

6/3

6/4

6/5

6/6

Florida residents

10

Non-Florida residents

0

Gender for Florida residents

Men

6

Women

4

Unknown

0

Age for Florida residents

Range

19 - 98

Median age

39

Race, ethnicity	Cases	Hospitalizations	Deaths
White	10100%	1100%	0N/A
Hispanic	330%	00%	0N/A
Non-Hispanic	770%	1100%	0N/A
Unknown ethnicity	00%	00%	0N/A
Black	00%	00%	0N/A
Hispanic	00%	00%	0N/A
Non-Hispanic	00%	00%	0N/A
Unknown ethnicity	00%	00%	0N/A
Other	00%	00%	0N/A
Hispanic	00%	00%	0N/A
Non-Hispanic	00%	00%	0N/A
Unknown ethnicity	00%	00%	0N/A
Unknown race	00%	00%	0N/A
Hispanic	00%	00%	0N/A
Non-Hispanic	00%	00%	0N/A
Unknown ethnicity	00%	00%	0N/A
Total	10	1	0

Hospitalization

counts include anyone who was hospitalized at some point during their illness. It does not reflect the number of people currently hospitalized.

Other race

includes any person with a race of American Indian/Alaskan native, Asian, native Hawaiian/Pacific Islander, or other.

Outcomes for Florida residents

Lafayette

Hospitalizations

1

(10% of all cases)

Deaths

0

(0% of all cases)

Statewide

Hospitalizations

10,942

(18% of all cases)

Deaths

2,700

(4% of all cases)

Cases in facility staff/residents

Lafayette

Long-term care

7

(70% of all cases)

Correctional

0

(0% of all cases)

Statewide

Long-term care

10,012

(16% of all cases)

Correctional

2,832

(5% of all cases)

Laboratory testing for Florida residents and non-Florida residents over the past 2 weeks

Number and percent of positive labs

These counts include the number of people for whom the department received laboratory results by day. This percent is the number of people who test positive for the first time divided by all the people tested that day, excluding people who have previously tested positive.

Date	Number of negatives	Percent positive	Number of positives
5/24	5	0.0%	0
5/25	6	0.0%	0
5/26	4	0.0%	0
5/27	3	0.0%	0
5/28	12	0.0%	0
5/29	1	0.0%	0
5/30	2	0.0%	0
5/31	8	0.0%	0
6/1	2	0.0%	0
6/2	4	0.0%	0
6/3	5	0.0%	0
6/4	1	50.0%	1
6/5	6	14.3%	1
6/6	4	0.0%	0

Emergency department (ED) and freestanding ED (FSED) chief complaint and admission data for Lafayette County

Daily percent of ED visits mentioning cough, fever, or shortness of breath

Daily percent of ED visits resulting in cough-associated admissions

Weekly count of ED and FSED visits for influenza-like illness

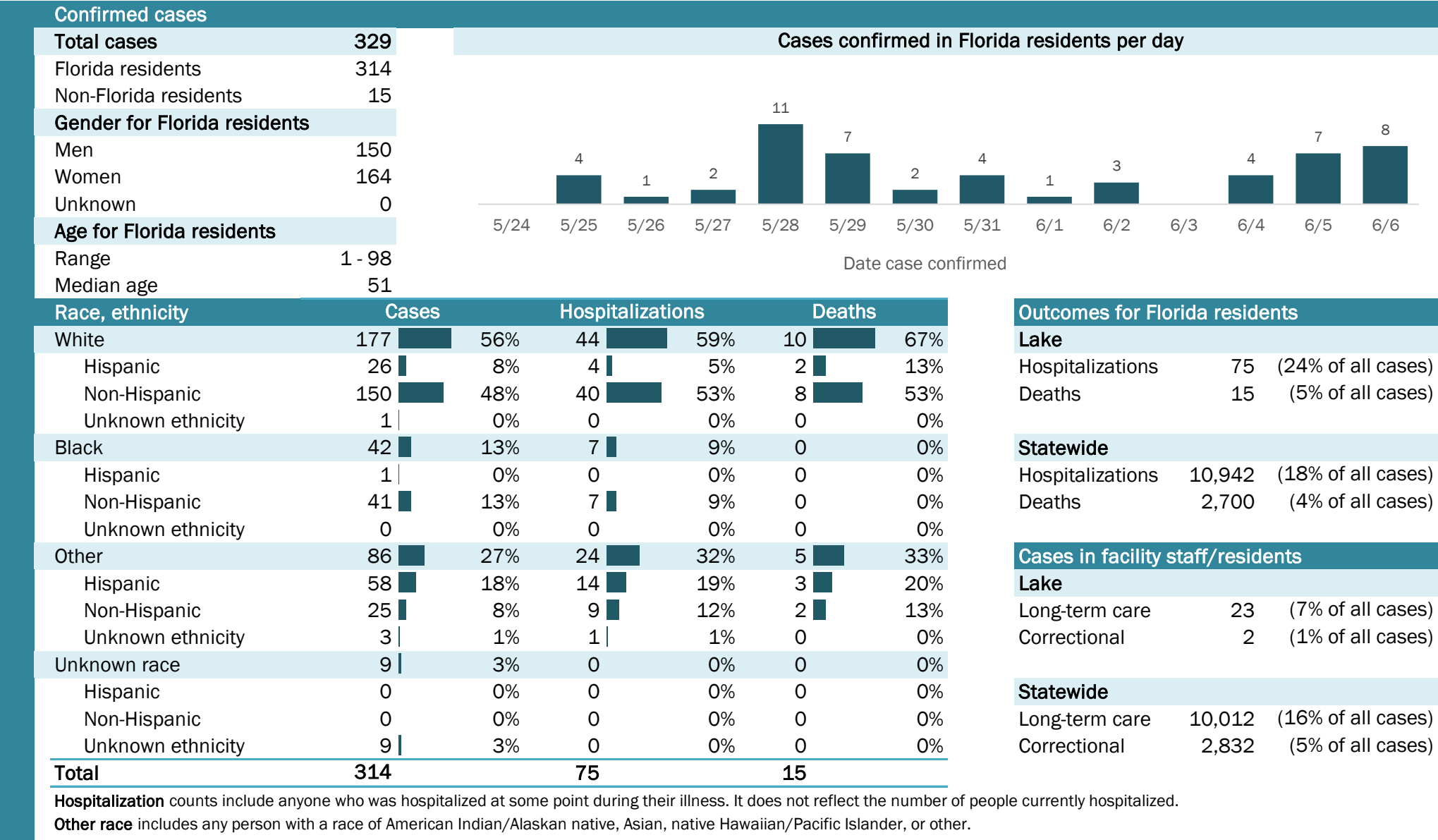
Weekly count of ED and FSED visits for COVID-like illness

The Electronic Surveillance System for the Early Notification of Community-Based Epidemics (ESSENCE-FL) includes chief complaint data from 211 of 212 Florida EDs and 74 of 79 Florida FSEDs. Data are transmitted electronically to ESSENCE-FL daily or hourly.

Coronavirus: summary for Lake County

Data for Jun 7, 2020 (verified at 10 AM)

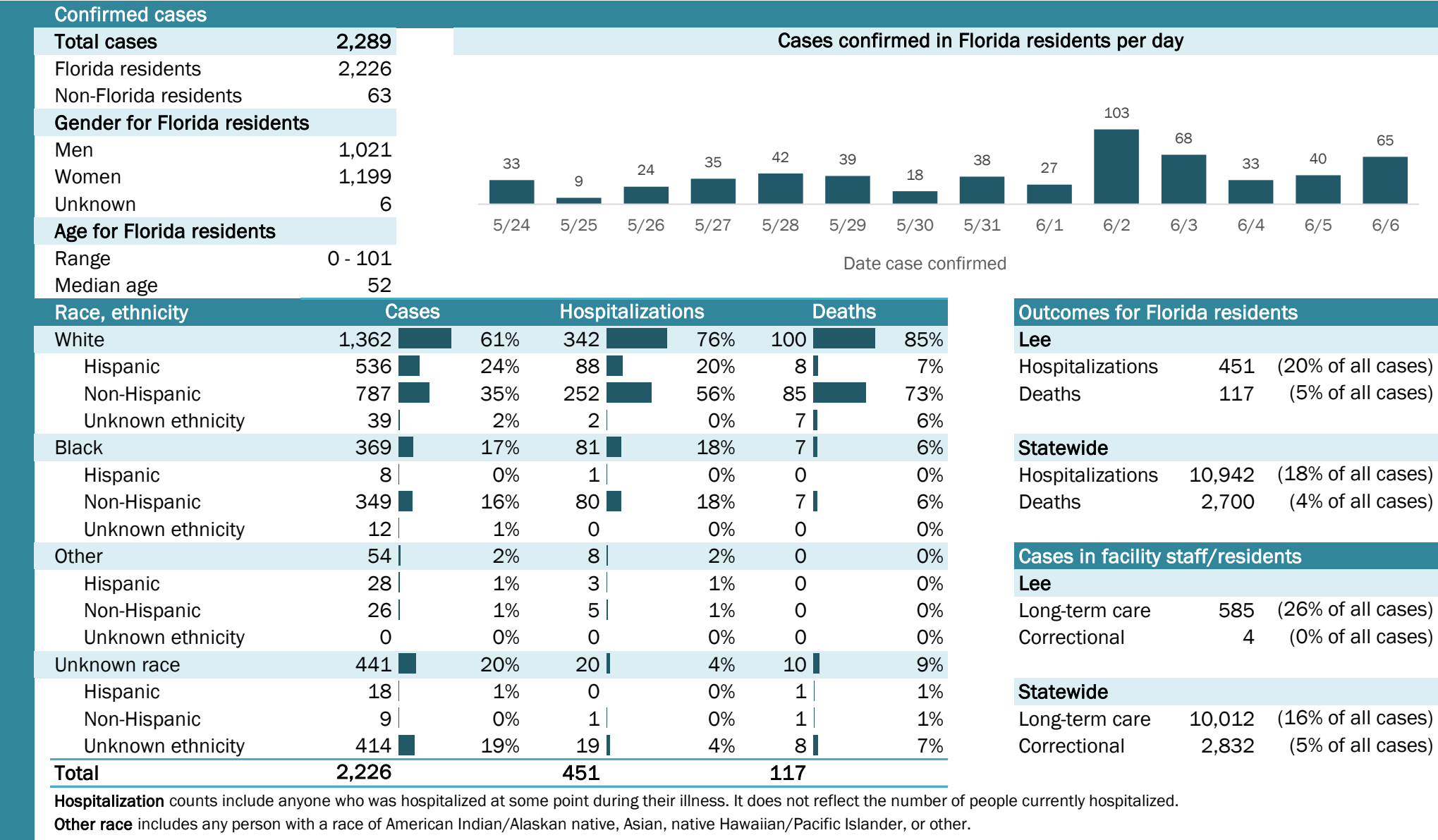
Data in this report are provisional and subject to change.



Coronavirus: summary for Lee County

Data for Jun 7, 2020 (verified at 10 AM)

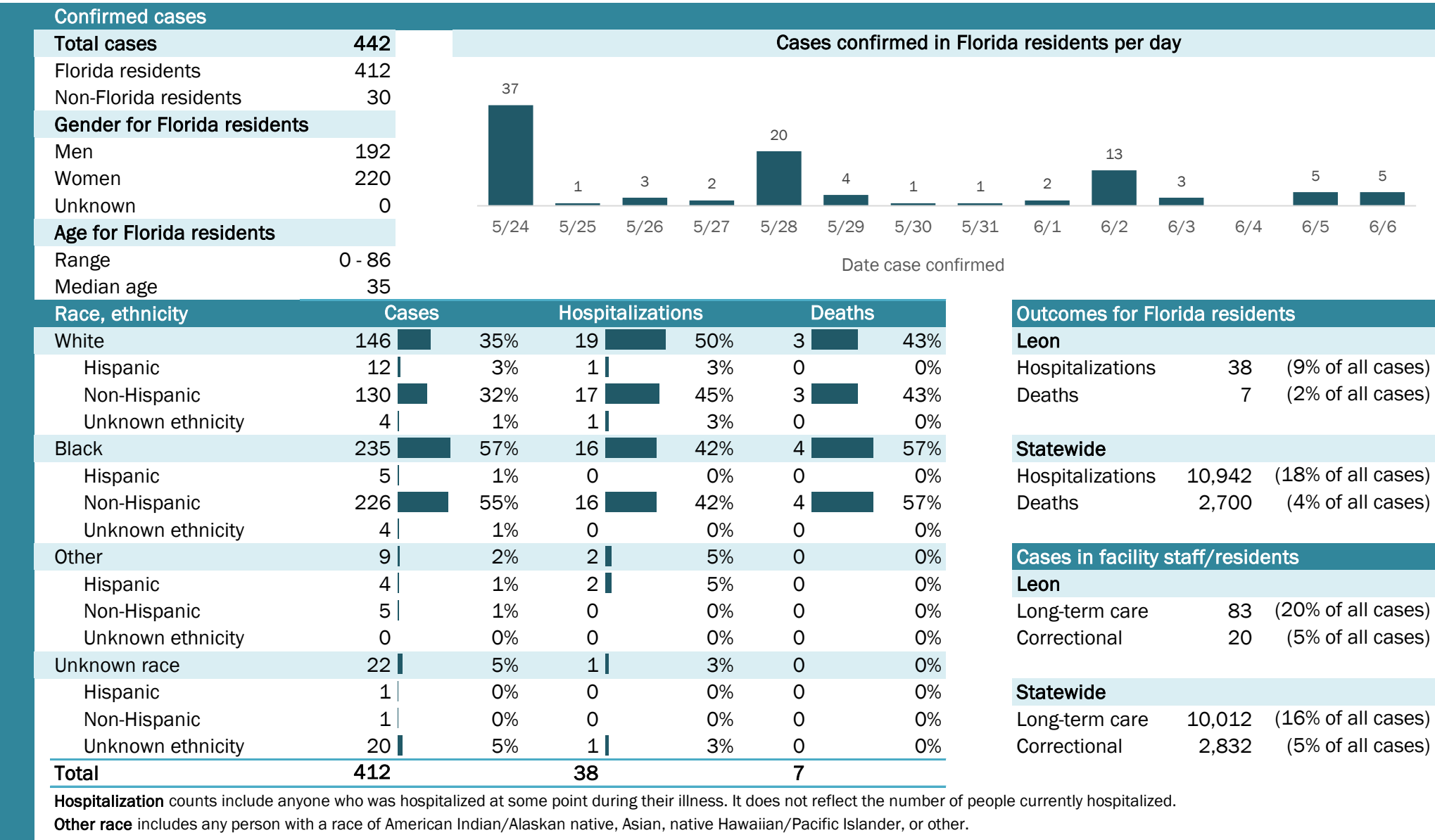
Data in this report are provisional and subject to change.



Coronavirus: summary for Leon County

Data for Jun 7, 2020 (verified at 10 AM)

Data in this report are provisional and subject to change.



Coronavirus: summary for Levy County

Data for Jun 7, 2020 (verified at 10 AM)

Data in this report are provisional and subject to change.

Confirmed cases

Total cases

60

Florida residents

60

Non-Florida residents

0

Gender for Florida residents

Men

31

Women

29

Unknown

0

Age for Florida residents

Range

3 - 99

Median age

39

Cases confirmed in Florida residents per day

1

5/24

1

5/25

1

5/26

1

5/28

1

5/29

3

5/31

1

6/3

5

6/4

16

6/5

1

6/6

Date case confirmed

Race, ethnicity	Cases	Hospitalizations	Deaths
White	26 43%	1 25%	0 0%
Hispanic	6 10%	0 0%	0 0%
Non-Hispanic	20 33%	1 25%	0 0%
Unknown ethnicity	0 0%	0 0%	0 0%
Black	8 13%	1 25%	0 0%
Hispanic	0 0%	0 0%	0 0%
Non-Hispanic	8 13%	1 25%	0 0%
Unknown ethnicity	0 0%	0 0%	0 0%
Other	6 10%	2 50%	1 100%
Hispanic	3 5%	1 25%	1 100%
Non-Hispanic	3 5%	1 25%	0 0%
Unknown ethnicity	0 0%	0 0%	0 0%
Unknown race	20 33%	0 0%	0 0%
Hispanic	0 0%	0 0%	0 0%
Non-Hispanic	0 0%	0 0%	0 0%
Unknown ethnicity	20 33%	0 0%	0 0%
Total	60	4	1

Hospitalization

counts include anyone who was hospitalized at some point during their illness. It does not reflect the number of people currently hospitalized.

Other race

includes any person with a race of American Indian/Alaskan native, Asian, native Hawaiian/Pacific Islander, or other.

Outcomes for Florida residents

Levy

Hospitalizations

4

(7% of all cases)

Deaths

1

(2% of all cases)

Cases in facility staff/residents

Levy

Long-term care

8

(13% of all cases)

Correctional

1

(2% of all cases)

Statewide

Long-term care

10,942

(18% of all cases)

Deaths

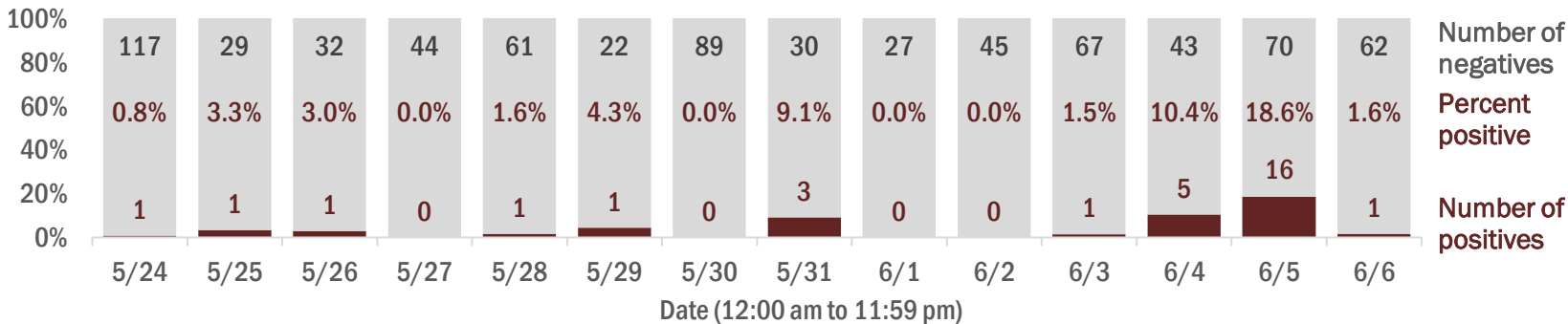
2,700

(4% of all cases)

Laboratory testing for Florida residents and non-Florida residents over the past 2 weeks

Number and percent of positive labs

These counts include the number of people for whom the department received laboratory results by day. This percent is the number of people who test positive for the first time divided by all the people tested that day, excluding people who have previously tested positive.



5/24

5/25

5/26

5/27

5/28

5/29

5/30

5/31

6/1

6/2

6/3

6/4

6/5

6/6

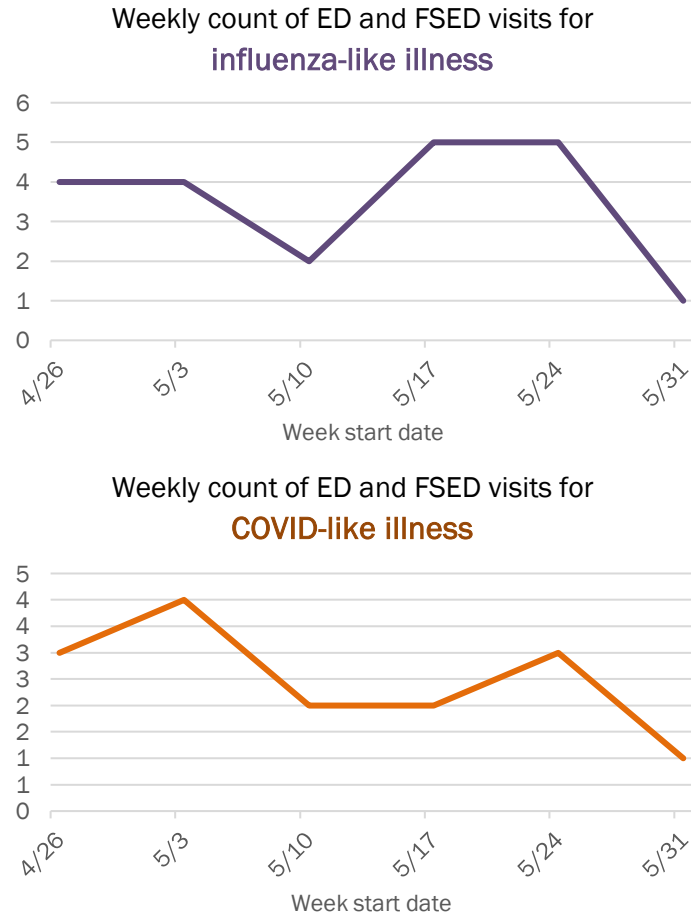
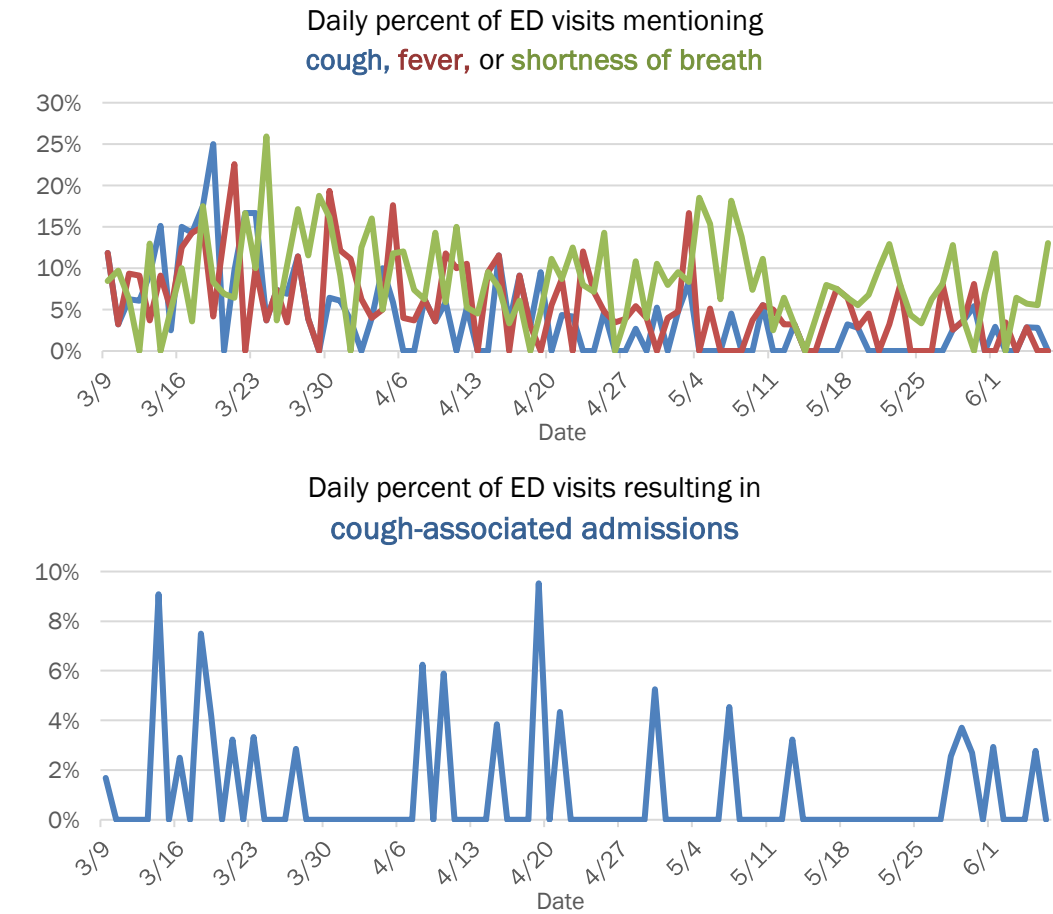
Date (12:00 am to 11:59 pm)

Number of negatives

Percent positive

Number of positives

Emergency department (ED) and freestanding ED (FSED) chief complaint and admission data for Levy County

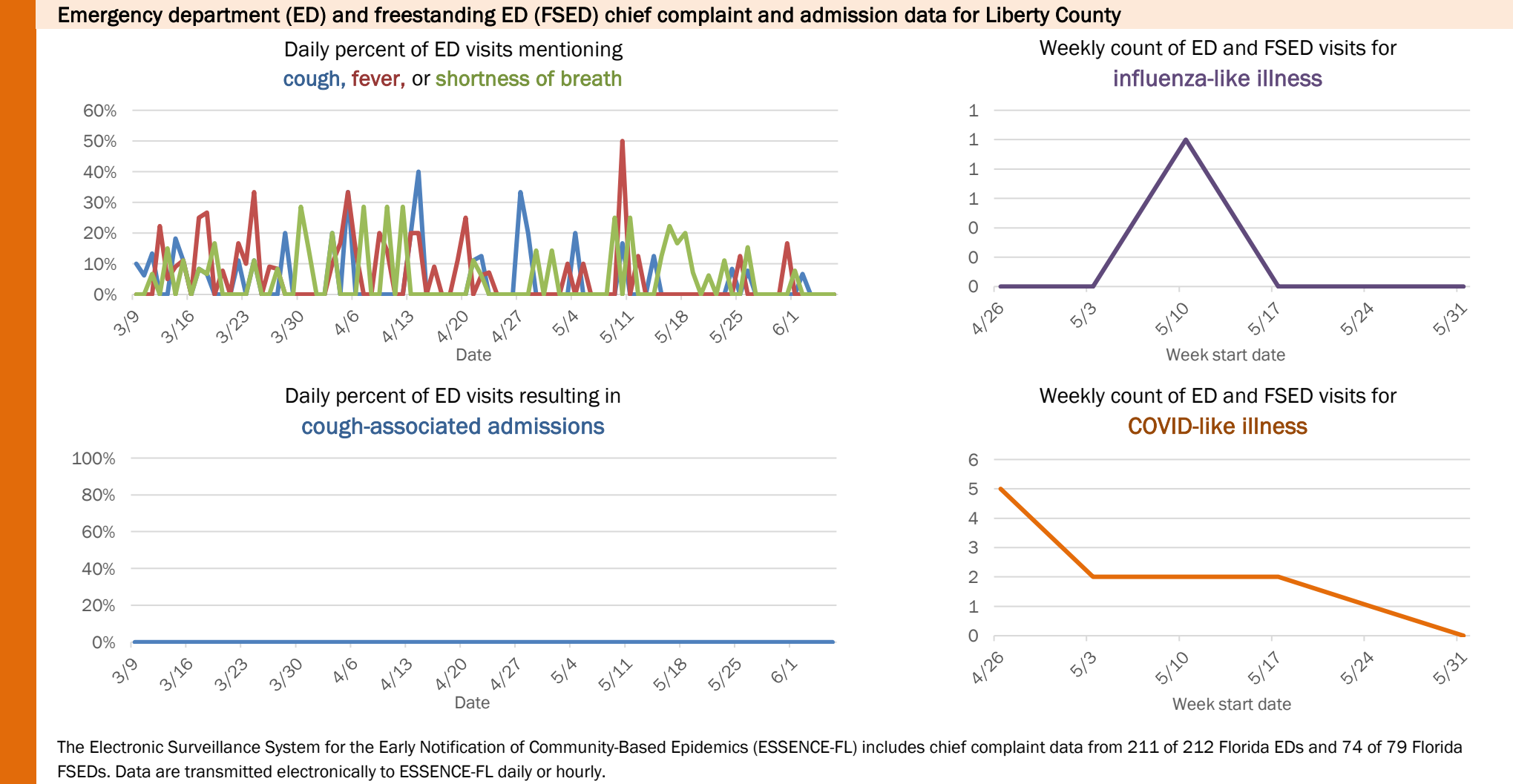
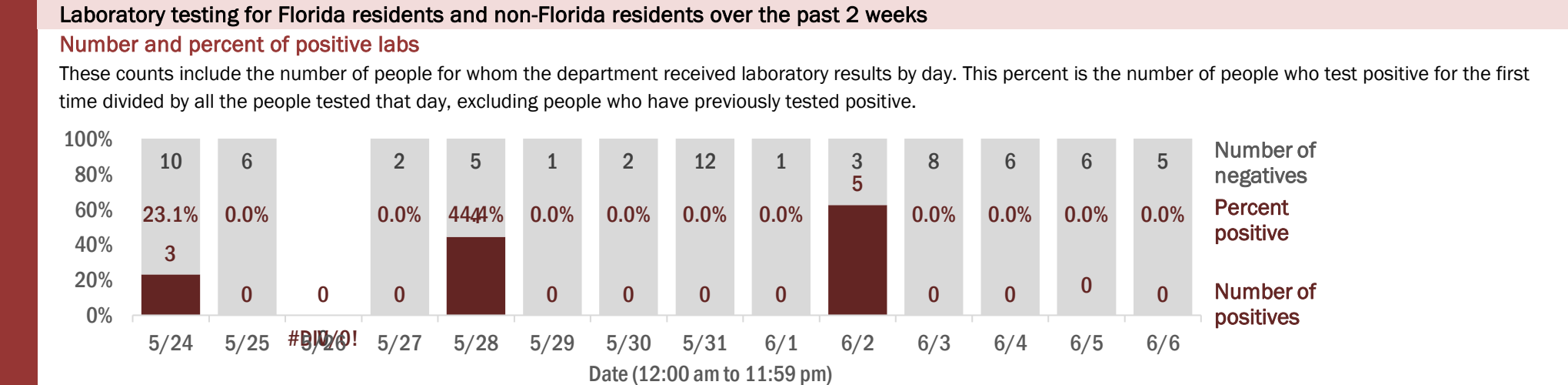
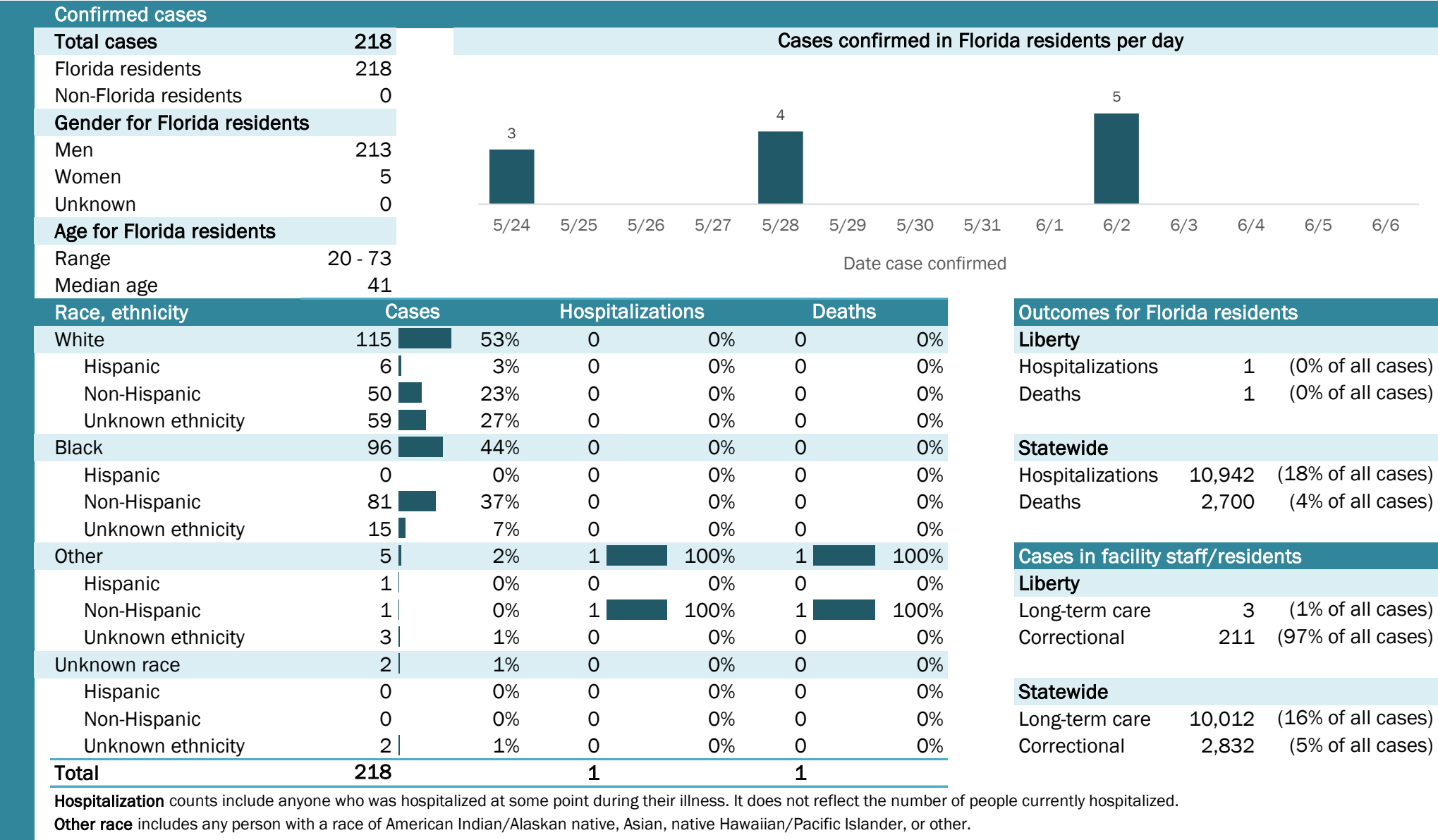


The Electronic Surveillance System for the Early Notification of Community-Based Epidemics (ESSENCE-FL) includes chief complaint data from 211 of 212 Florida EDs and 74 of 79 Florida FSEDs. Data are transmitted electronically to ESSENCE-FL daily or hourly.

Coronavirus: summary for Liberty County

Data for Jun 7, 2020 (verified at 10 AM)

Data in this report are provisional and subject to change.



Coronavirus: summary for Madison County

Data for Jun 7, 2020 (verified at 10 AM)

Data in this report are provisional and subject to change.

Confirmed cases

Total cases71

Florida residents67

Non-Florida residents4

Gender for Florida residents

Men27

Women40

Unknown0

Age for Florida residents

Range0 - 98

Median age58

Cases confirmed in Florida residents per day

2

2

5/245/255/265/275/285/295/305/316/16/26/36/46/56/6

Date case confirmed

Race, ethnicity	Cases	Hospitalizations	Deaths
White	2131%00%	00%	00%
Hispanic	00%	00%	00%
Non-Hispanic	1827%00%	00%	00%
Unknown ethnicity	34%00%	00%	00%
Black	3857%4100%	3100%	
Hispanic	00%	00%	00%
Non-Hispanic	3349%4100%	3100%	
Unknown ethnicity	57%00%	00%	00%
Other	46%00%	00%	00%
Hispanic	11%	00%	00%
Non-Hispanic	23%	00%	00%
Unknown ethnicity	11%	00%	00%
Unknown race	46%00%	00%	00%
Hispanic	00%	00%	00%
Non-Hispanic	00%	00%	00%
Unknown ethnicity	46%00%	00%	00%
Total	67	4	3

Hospitalization

counts include anyone who was hospitalized at some point during their illness. It does not reflect the number of people currently hospitalized.

Other race

includes any person with a race of American Indian/Alaskan native, Asian, native Hawaiian/Pacific Islander, or other.

Outcomes for Florida residents

Madison

Hospitalizations4(6% of all cases)

Deaths3(4% of all cases)

Statewide

Hospitalizations10,942(18% of all cases)

Deaths2,700(4% of all cases)

Cases in facility staff/residents

Madison

Long-term care43(64% of all cases)

Correctional0(0% of all cases)

Statewide

Long-term care10,012(16% of all cases)

Correctional2,832(5% of all cases)

Laboratory testing for Florida residents and non-Florida residents over the past 2 weeks

Number and percent of positive labs

These counts include the number of people for whom the department received laboratory results by day. This percent is the number of people who test positive for the first time divided by all the people tested that day, excluding people who have previously tested positive.

100%80%60%40%20%0%

752710918941238718405223

2.6%0.0%0.0%0.0%0.0%0.0%0.0%0.0%0.0%0.0%0.0%4.8%0.0%0.0%

20000000002000

5/245/255/265/275/285/295/305/316/16/26/36/46/56/6

Date (12:00 am to 11:59 pm)

Number of negatives

Percent positive

Number of positives

Emergency department (ED) and freestanding ED (FSED) chief complaint and admission data for Madison County

Daily percent of ED visits mentioning
cough, fever, or shortness of breath

30%25%20%15%10%5%0%

3/93/163/233/304/64/134/204/275/45/115/185/256/1

Date

Daily percent of ED visits resulting in
cough-associated admissions

9%8%7%6%5%4%3%2%1%0%

3/93/163/233/304/64/134/204/275/45/115/185/256/1

Date

Weekly count of ED and FSED visits for
influenza-like illness

4332210

4/265/35/105/175/245/31

Week start date

Weekly count of ED and FSED visits for
COVID-like illness

543210

4/265/35/105/175/245/31

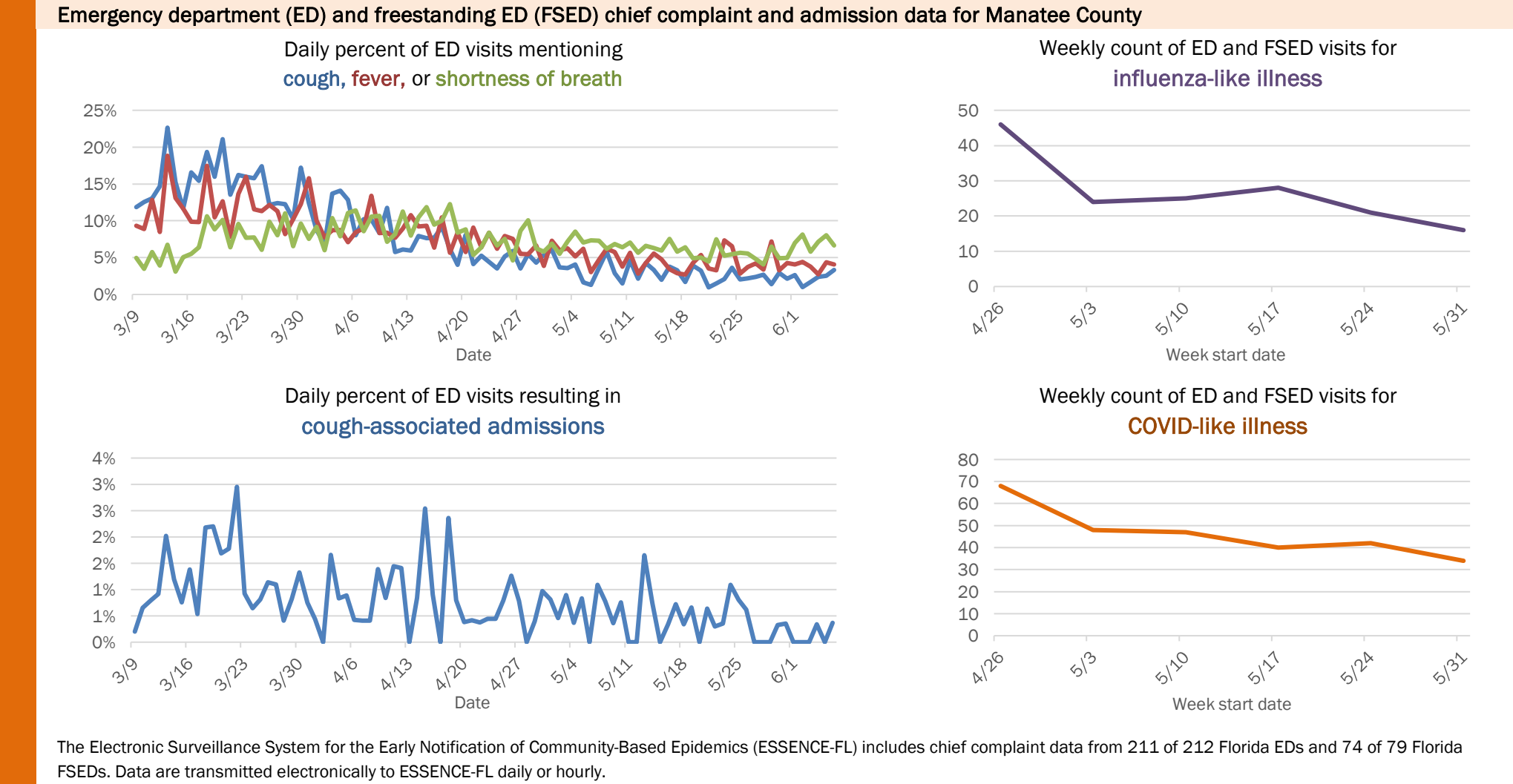
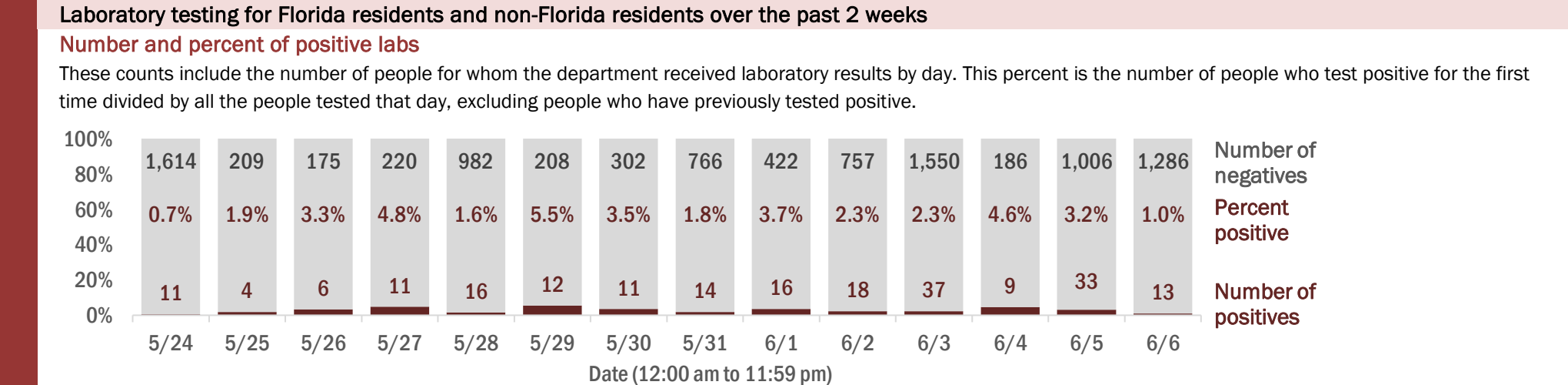
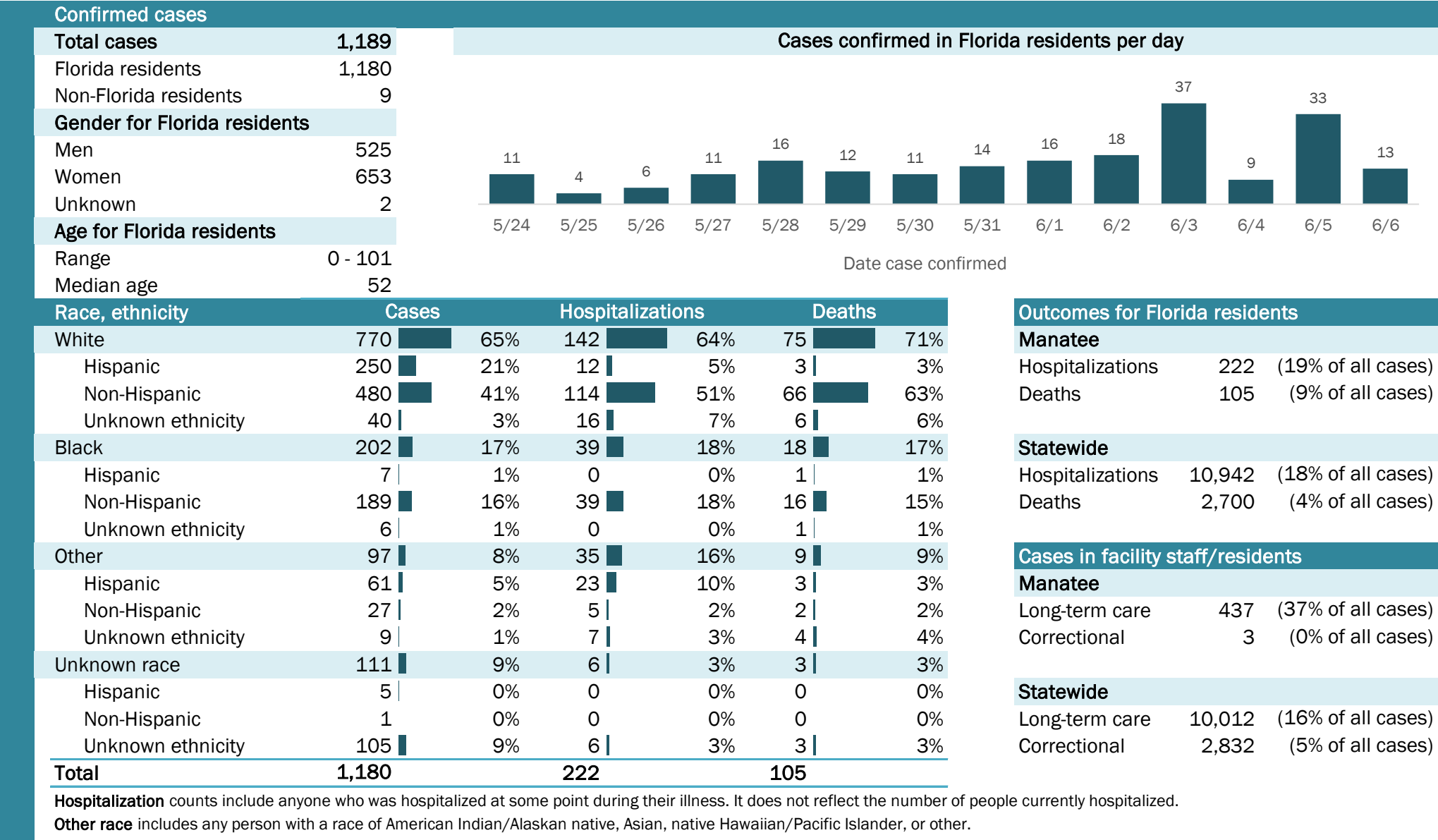
Week start date

The Electronic Surveillance System for the Early Notification of Community-Based Epidemics (ESSENCE-FL) includes chief complaint data from 211 of 212 Florida EDs and 74 of 79 Florida FSEDs. Data are transmitted electronically to ESSENCE-FL daily or hourly.

Coronavirus: summary for Manatee County

Data for Jun 7, 2020 (verified at 10 AM)

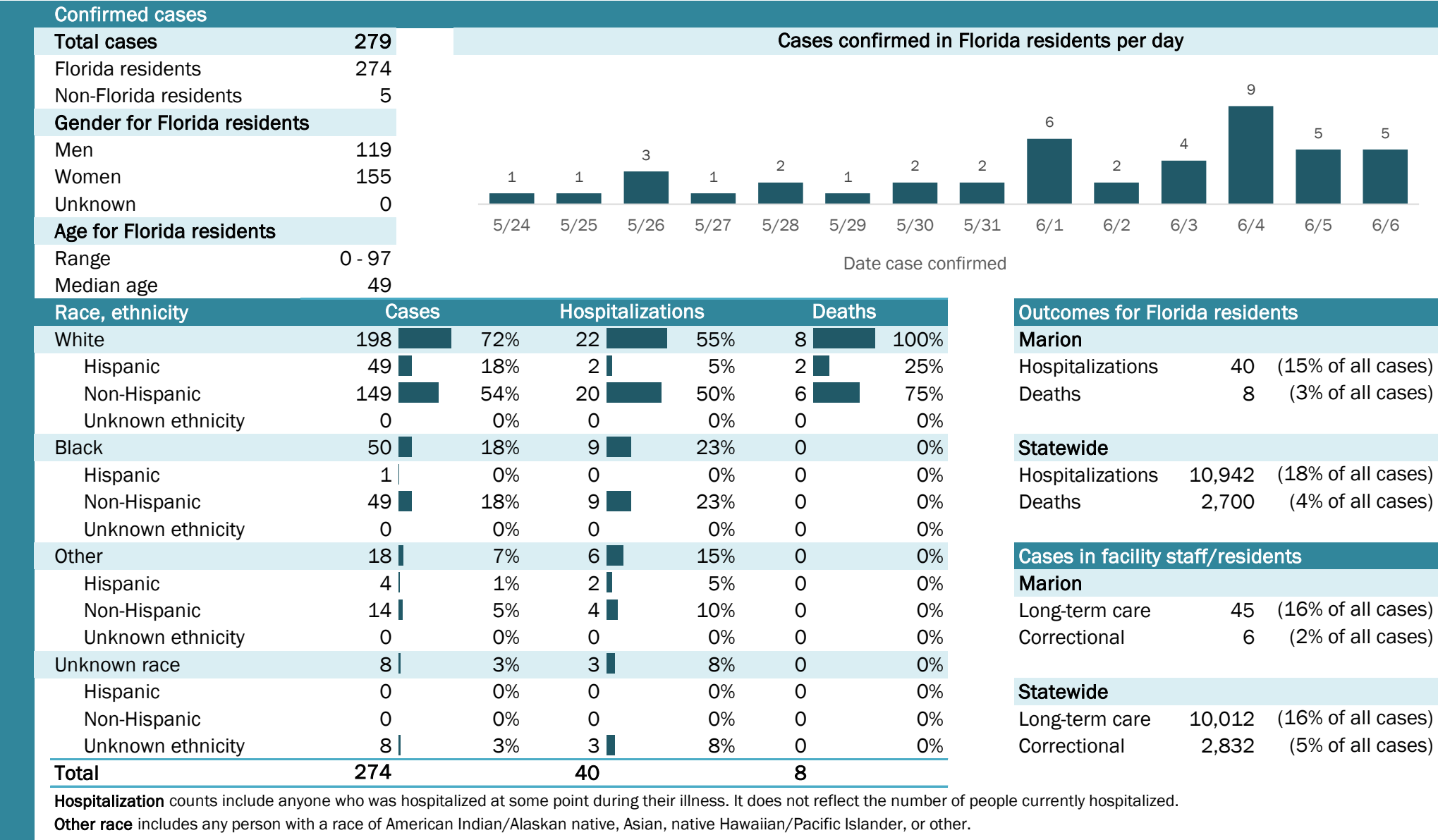
Data in this report are provisional and subject to change.



Coronavirus: summary for Marion County

Data for Jun 7, 2020 (verified at 10 AM)

Data in this report are provisional and subject to change.

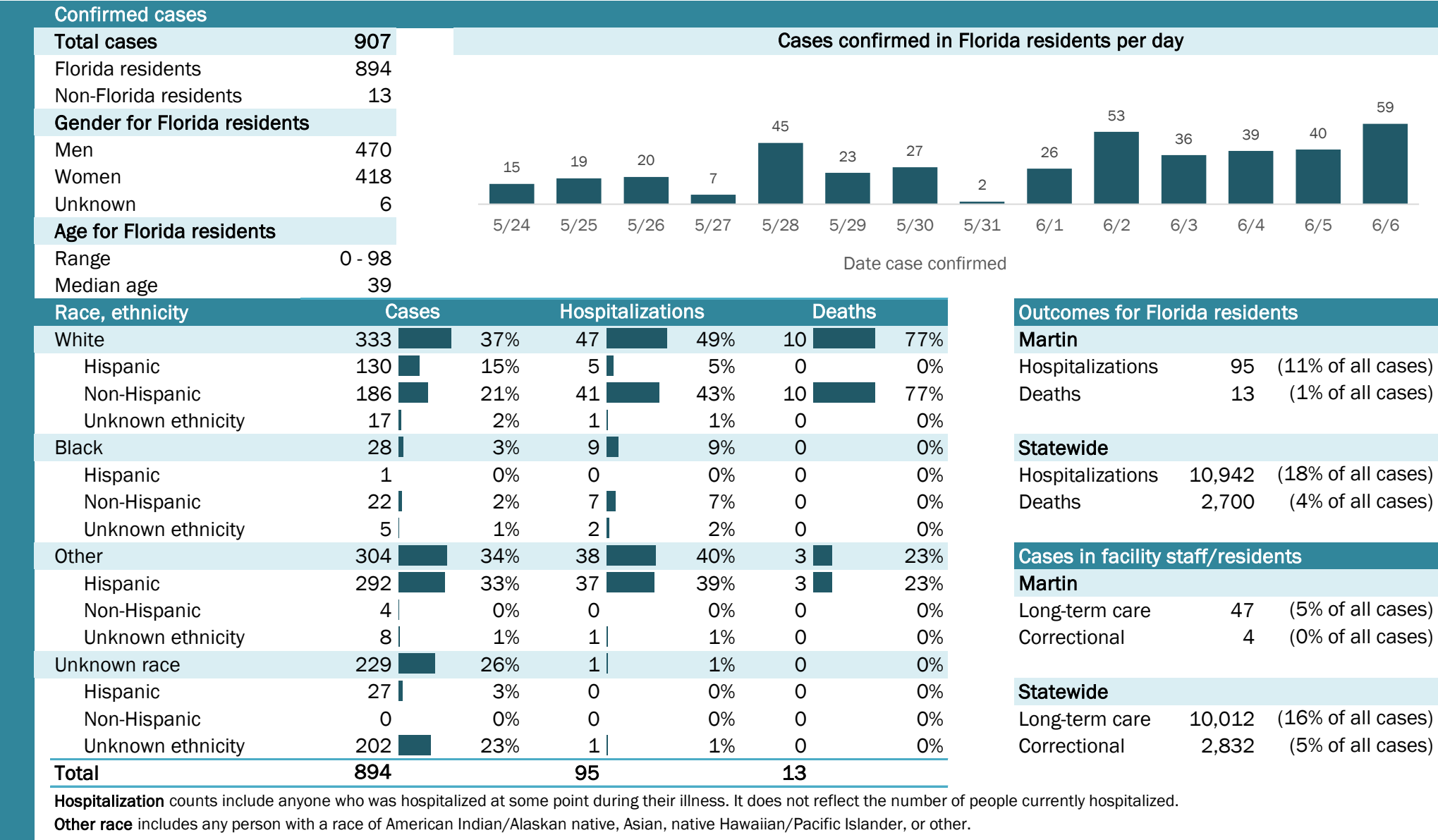


The Electronic Surveillance System for the Early Notification of Community-Based Epidemics (ESSENCE-FL) includes chief complaint data from 211 of 212 Florida EDs and 74 of 79 Florida FSEDs. Data are transmitted electronically to ESSENCE-FL daily or hourly.

Coronavirus: summary for Martin County

Data for Jun 7, 2020 (verified at 10 AM)

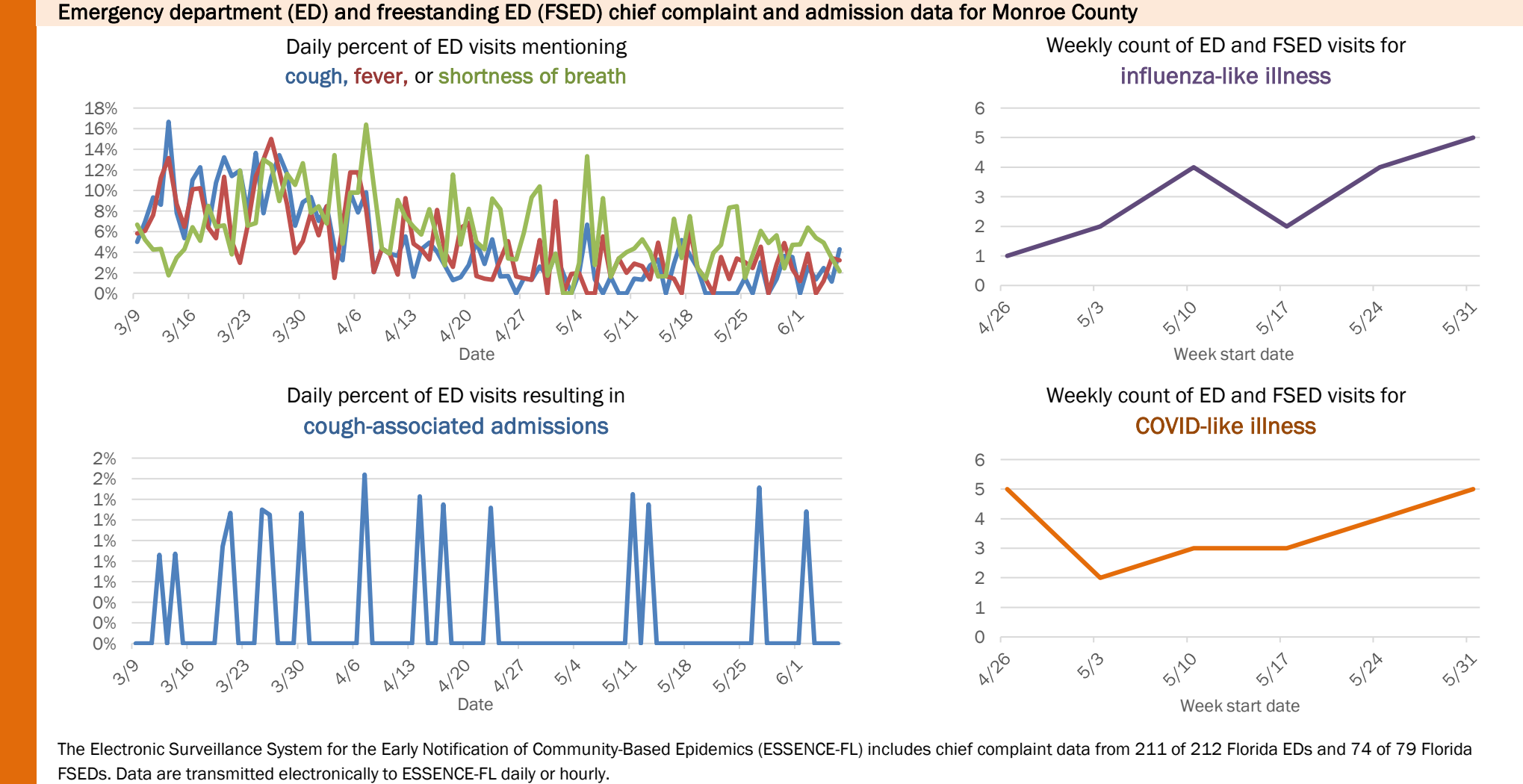
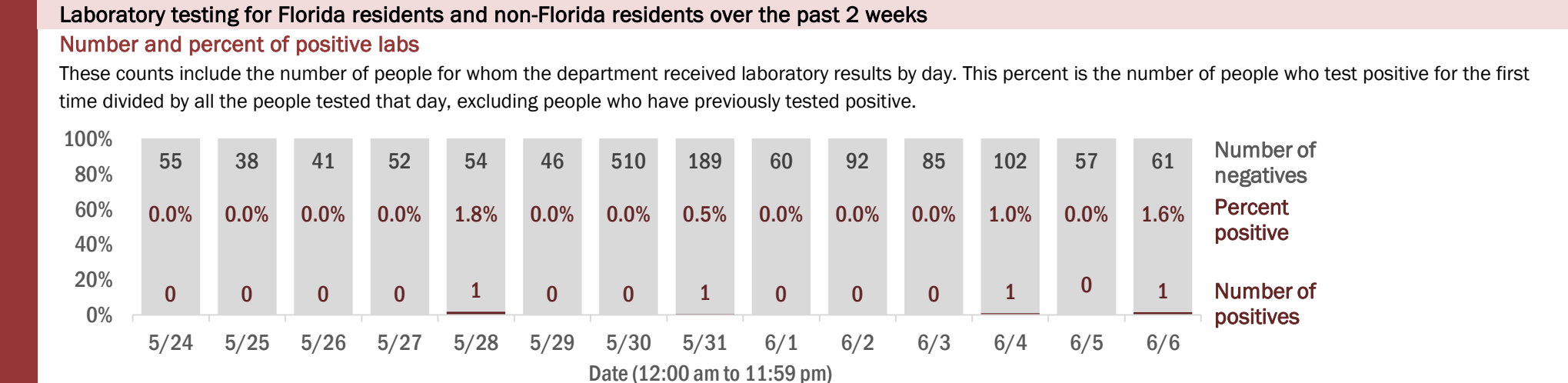
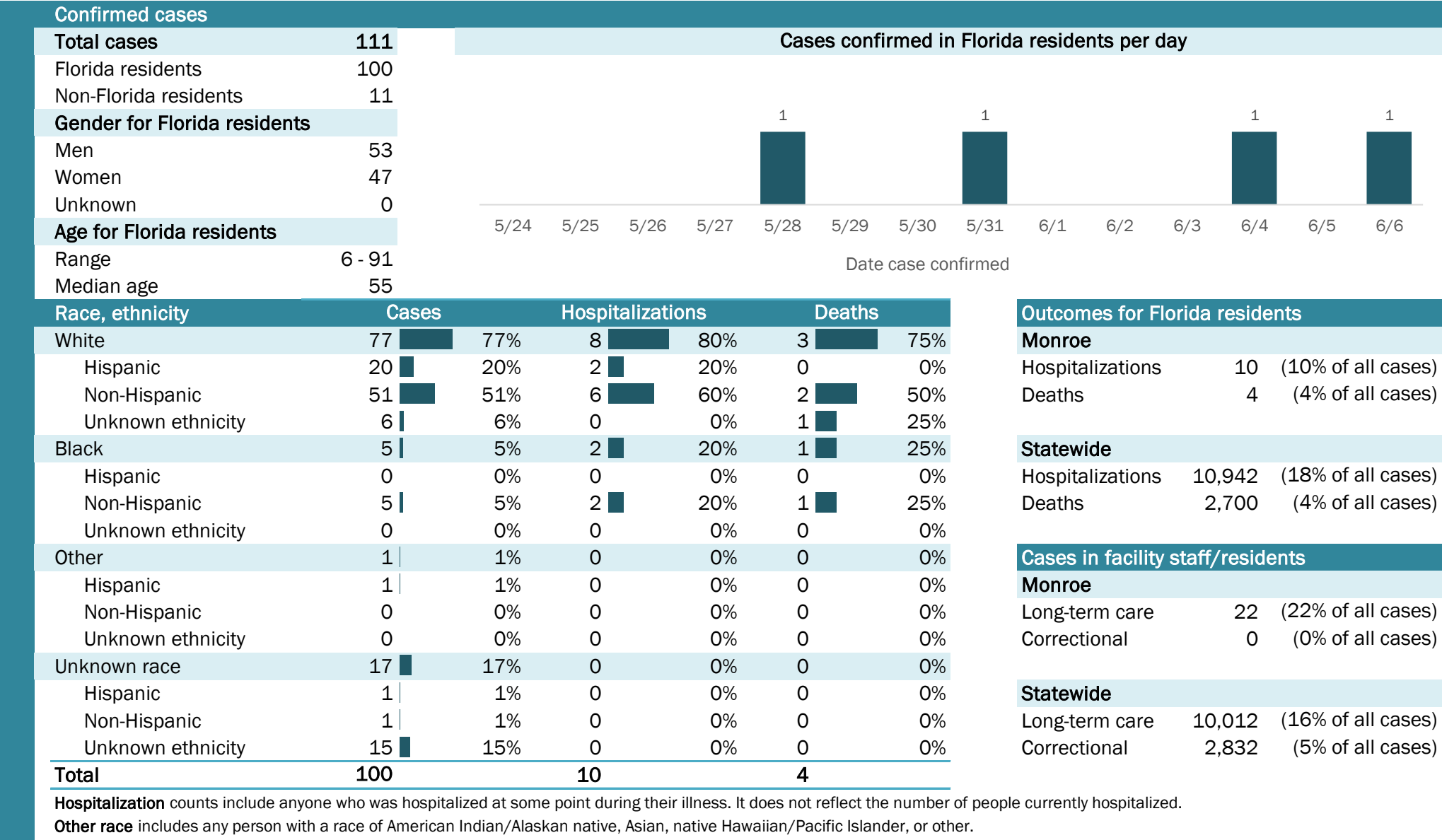
Data in this report are provisional and subject to change.



Coronavirus: summary for Monroe County

Data for Jun 7, 2020 (verified at 10 AM)

Data in this report are provisional and subject to change.

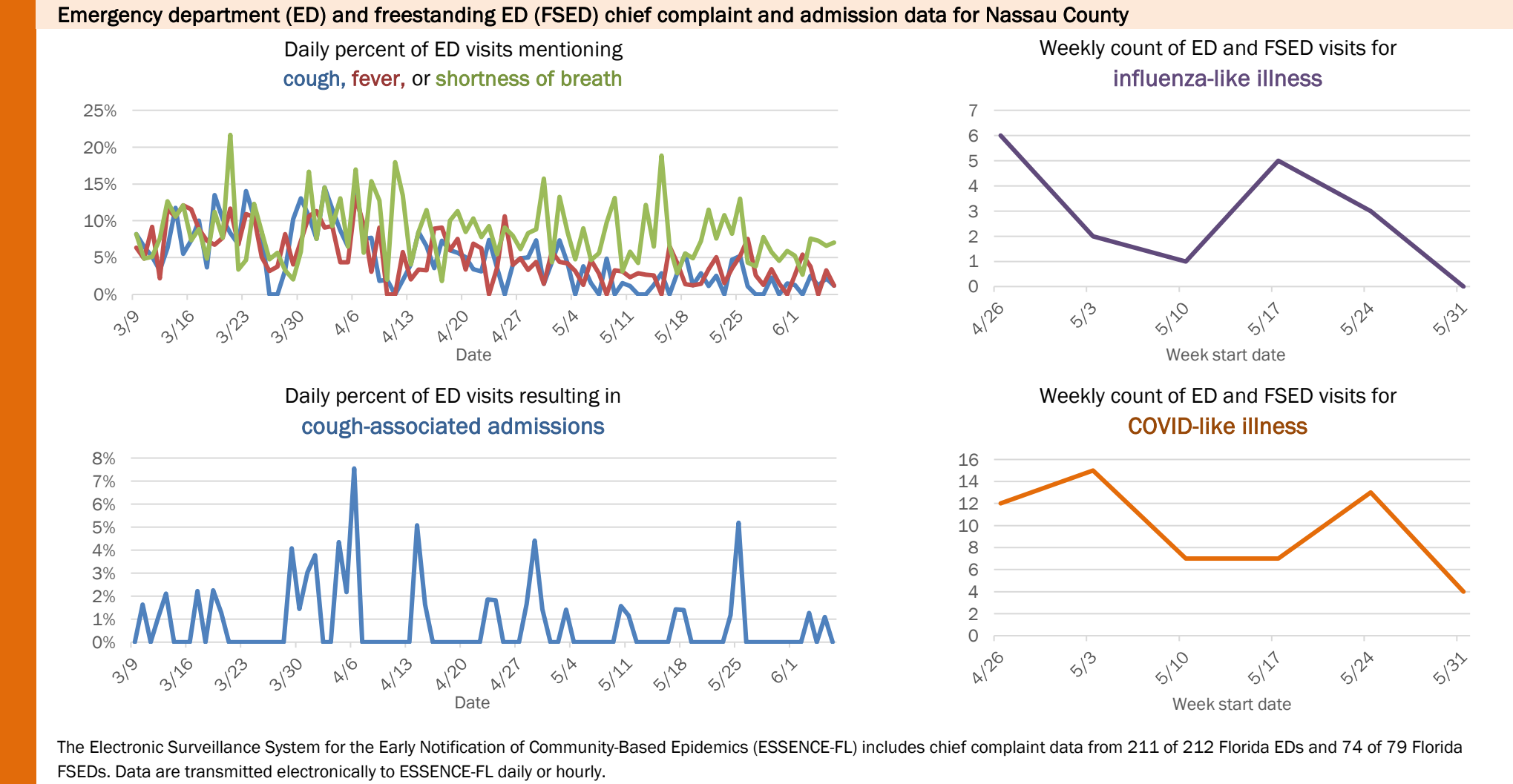
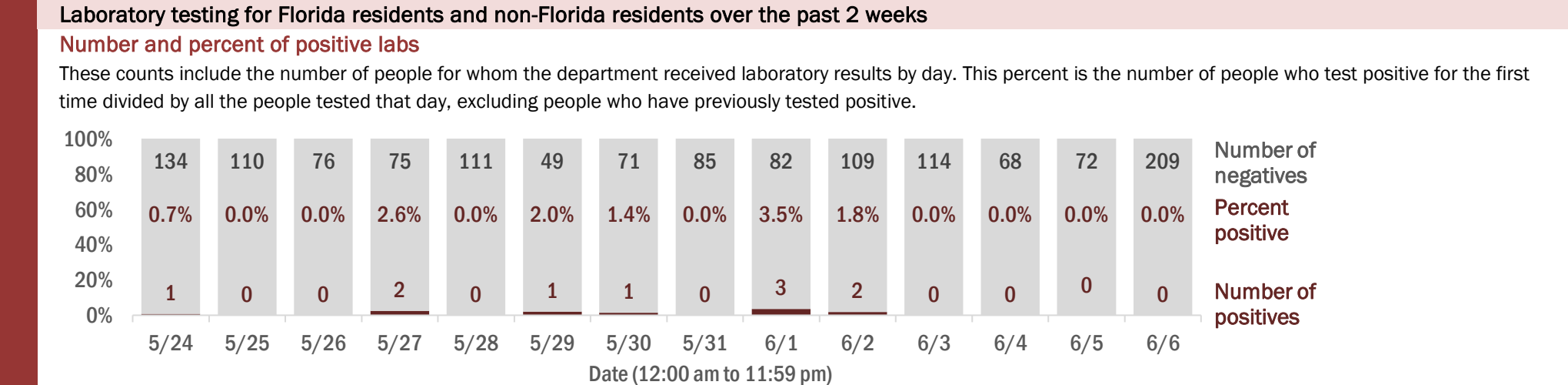
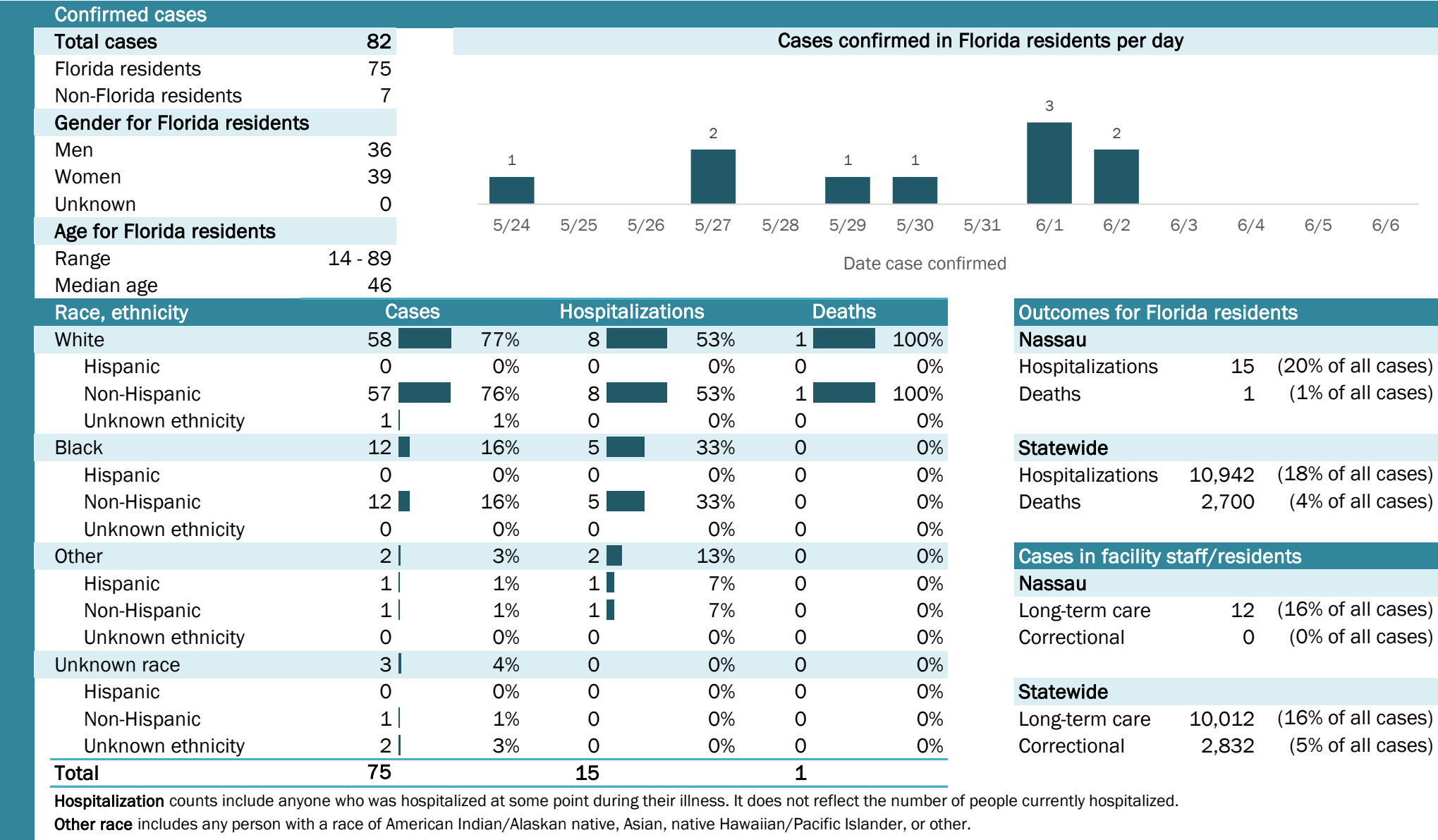


The Electronic Surveillance System for the Early Notification of Community-Based Epidemics (ESSENCE-FL) includes chief complaint data from 211 of 212 Florida EDs and 74 of 79 Florida FSEDs. Data are transmitted electronically to ESSENCE-FL daily or hourly.

Coronavirus: summary for Nassau County

Data for Jun 7, 2020 (verified at 10 AM)

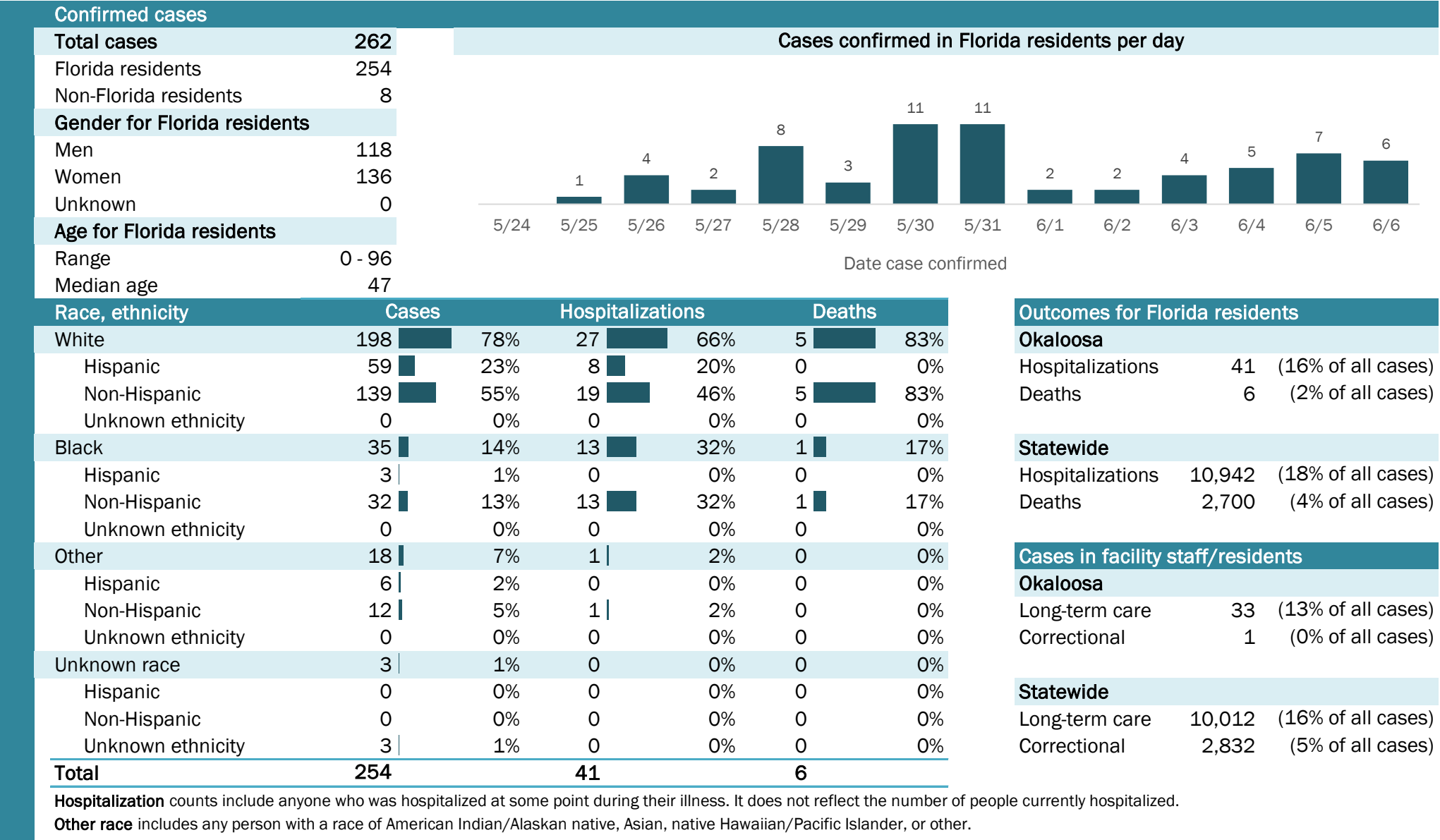
Data in this report are provisional and subject to change.



Coronavirus: summary for Okaloosa County

Data for Jun 7, 2020 (verified at 10 AM)

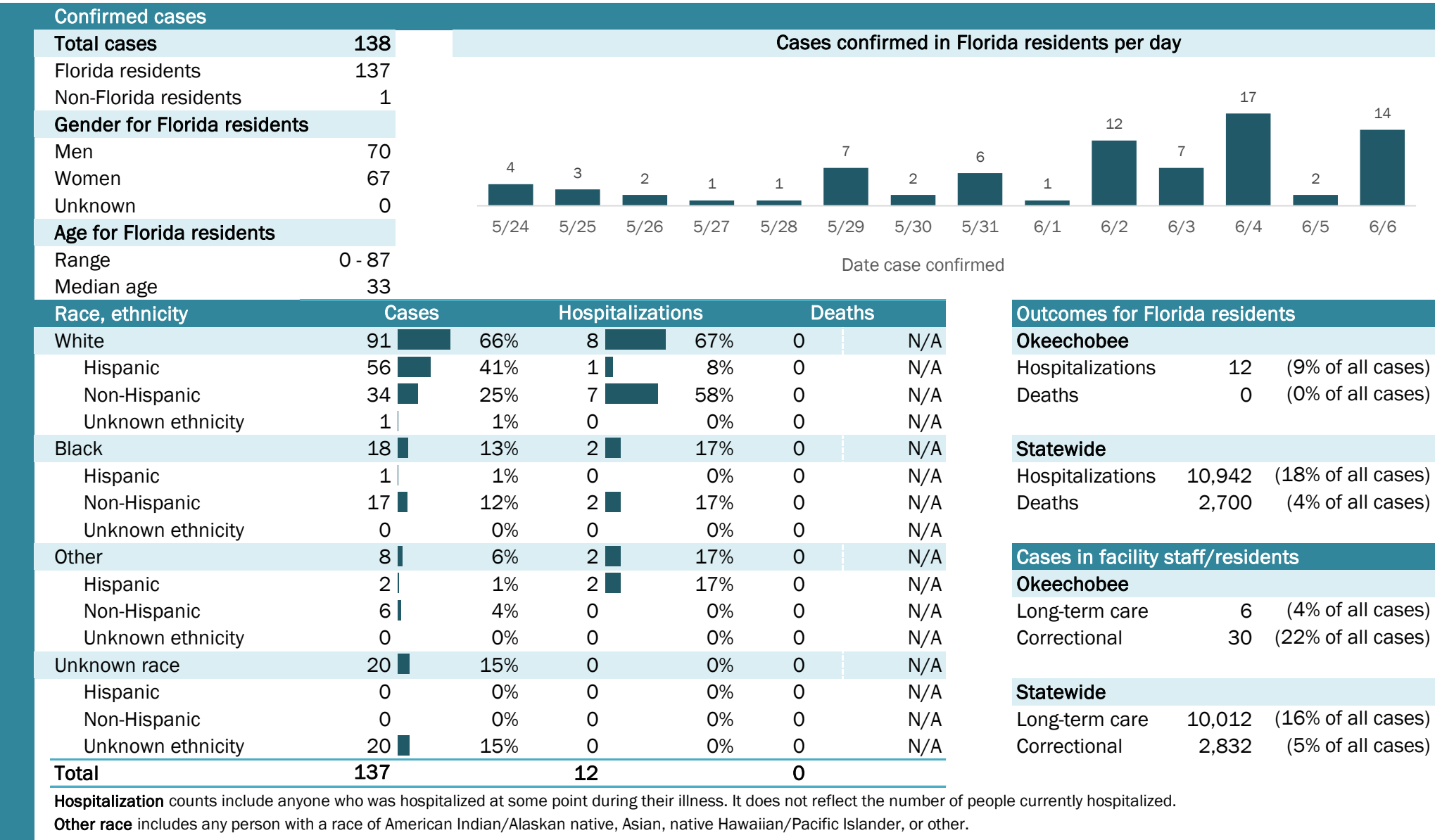
Data in this report are provisional and subject to change.



Coronavirus: summary for Okeechobee County

Data for Jun 7, 2020 (verified at 10 AM)

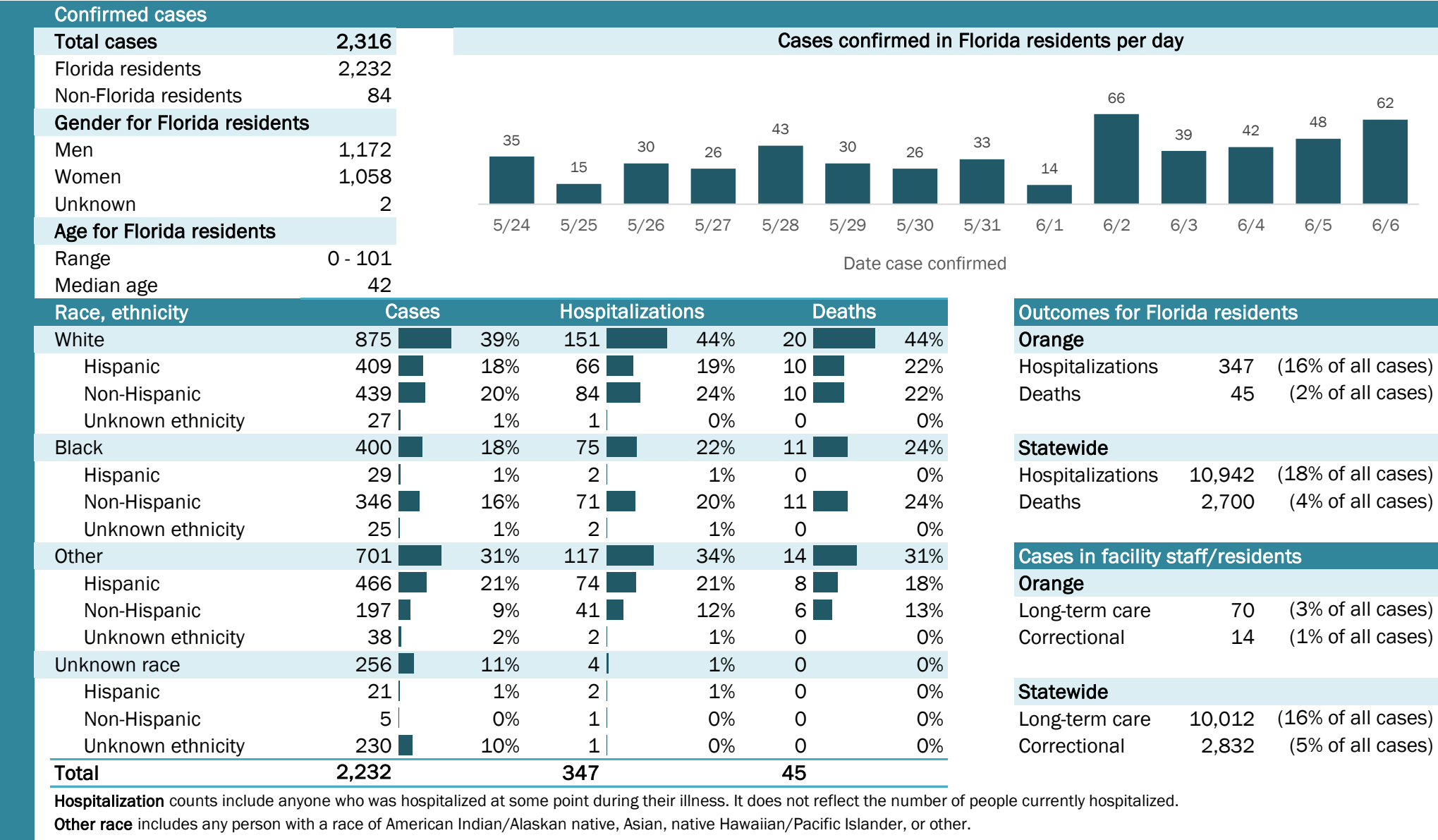
Data in this report are provisional and subject to change.



Coronavirus: summary for Orange County

Data for Jun 7, 2020 (verified at 10 AM)

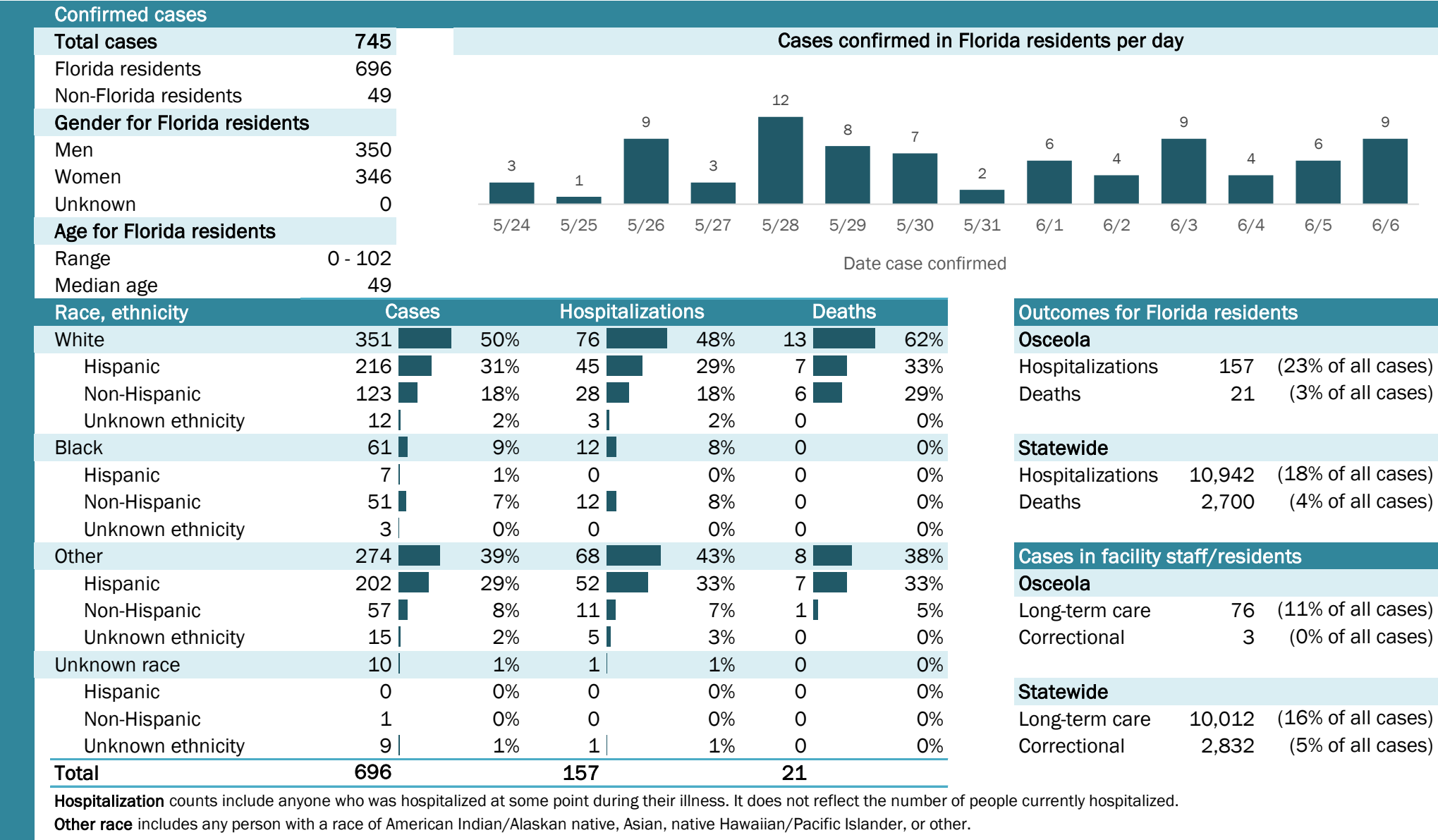
Data in this report are provisional and subject to change.



Coronavirus: summary for Osceola County

Data for Jun 7, 2020 (verified at 10 AM)

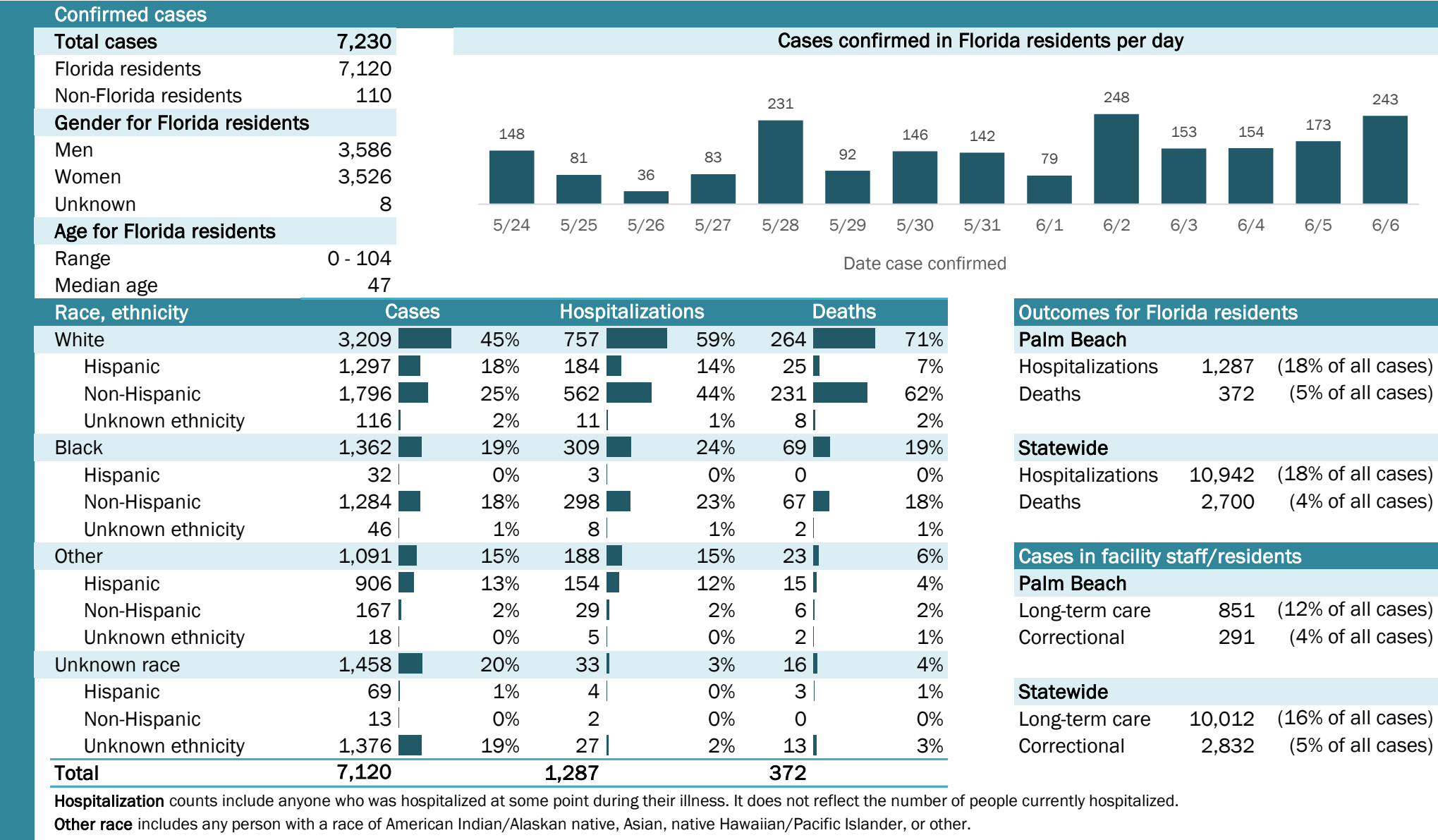
Data in this report are provisional and subject to change.



Coronavirus: summary for Palm Beach County

Data for Jun 7, 2020 (verified at 10 AM)

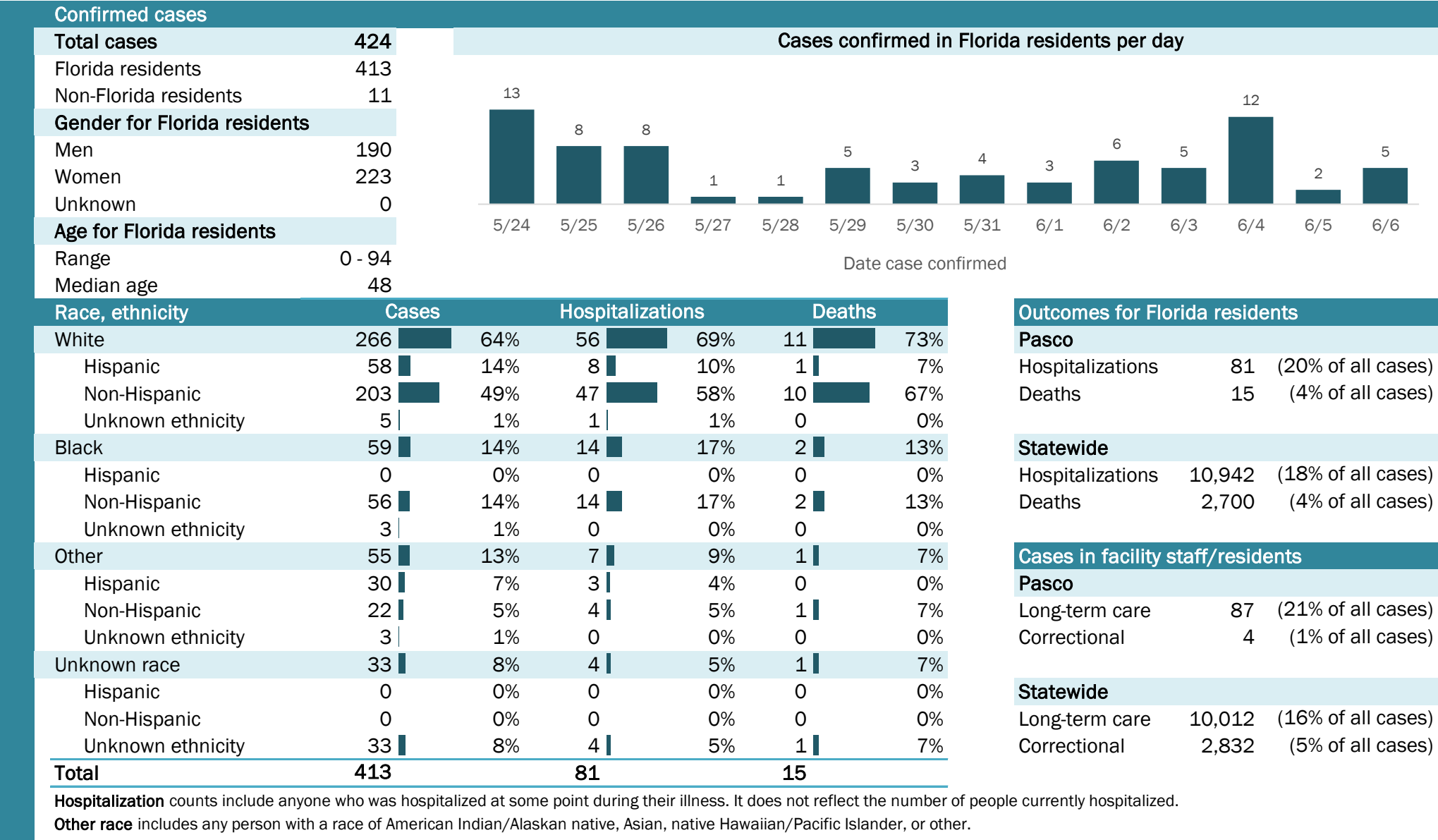
Data in this report are provisional and subject to change.



Coronavirus: summary for Pasco County

Data for Jun 7, 2020 (verified at 10 AM)

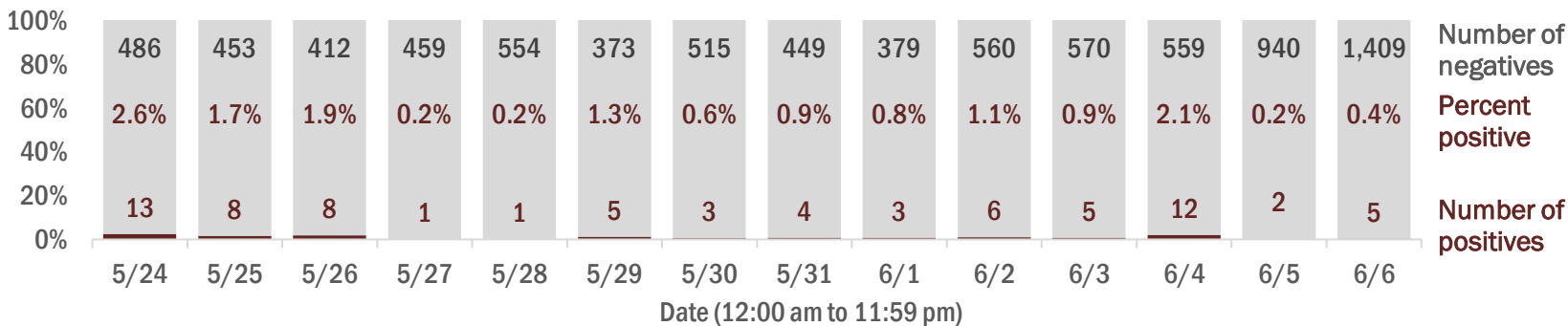
Data in this report are provisional and subject to change.



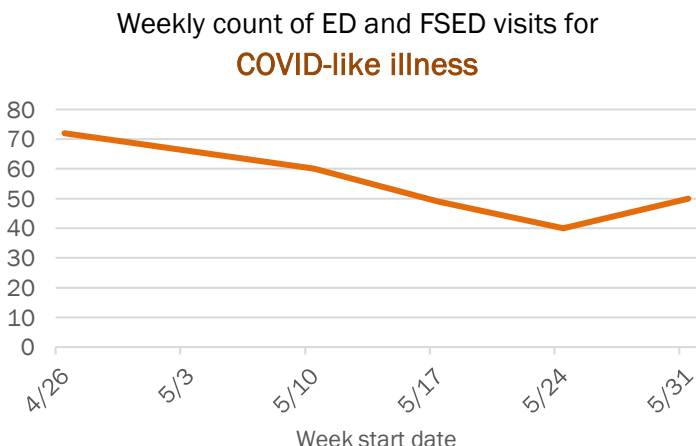
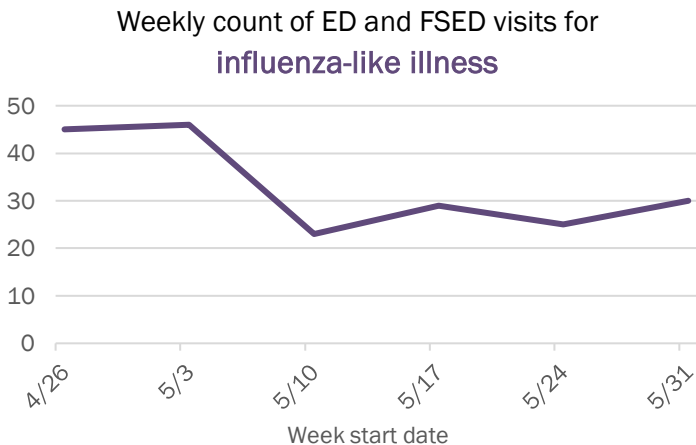
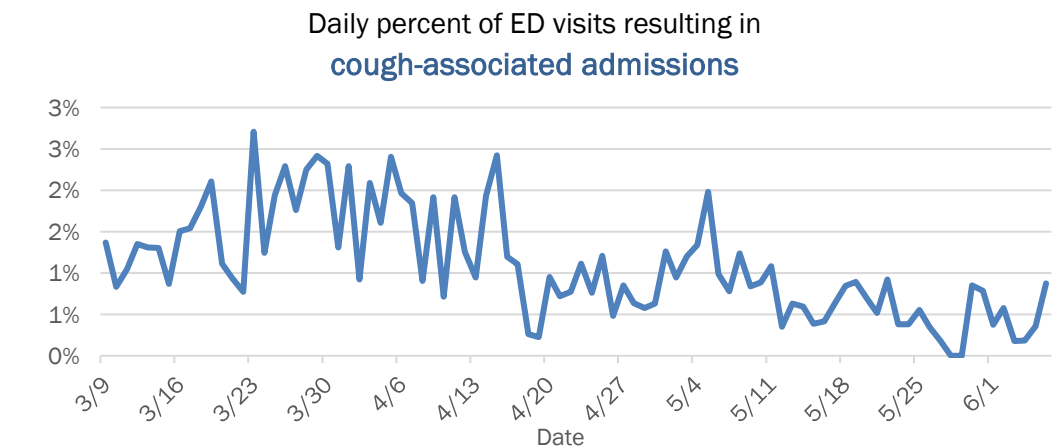
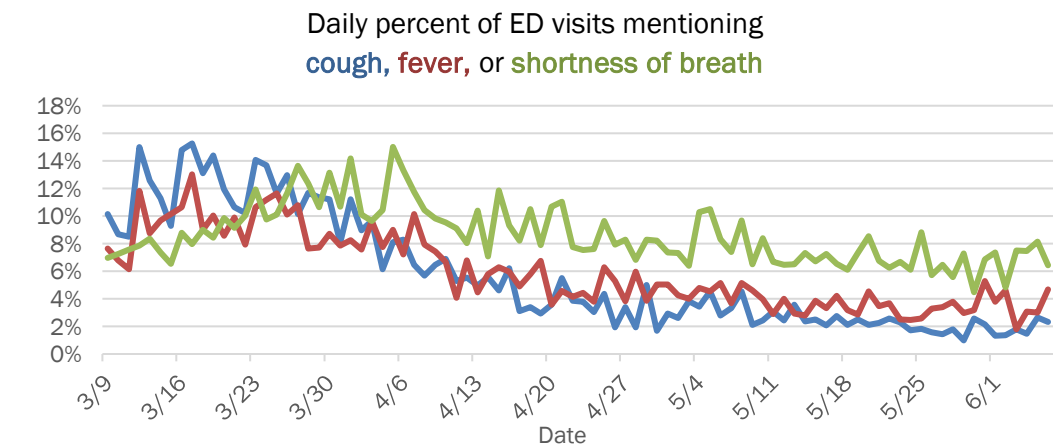
Laboratory testing for Florida residents and non-Florida residents over the past 2 weeks

Number and percent of positive labs

These counts include the number of people for whom the department received laboratory results by day. This percent is the number of people who test positive for the first time divided by all the people tested that day, excluding people who have previously tested positive.



Emergency department (ED) and freestanding ED (FSED) chief complaint and admission data for Pasco County



The Electronic Surveillance System for the Early Notification of Community-Based Epidemics (ESSENCE-FL) includes chief complaint data from 211 of 212 Florida EDs and 74 of 79 Florida FSEDs. Data are transmitted electronically to ESSENCE-FL daily or hourly.

Coronavirus: summary for Pinellas County

Data for Jun 7, 2020 (verified at 10 AM)

Data in this report are provisional and subject to change.

Confirmed cases

Total cases

1,584

Florida residents

1,533

Non-Florida residents

51

Gender for Florida residents

Men

653

Women

879

Unknown

1

Age for Florida residents

Range

0 - 101

Median age

51

Cases confirmed in Florida residents per day

17

13

7

13

23

22

31

20

23

23

40

59

59

49

5/24

5/25

5/26

5/27

5/28

5/29

5/30

5/31

6/1

6/2

6/3

6/4

6/5

6/6

Date case confirmed

Race, ethnicity	Cases	Hospitalizations	Deaths
White	98064%	32278%	8589%
Hispanic	1399%	184%	11%
Non-Hispanic	80252%	28770%	7983%
Unknown ethnicity	393%	174%	55%
Black	30720%	6516%	55%
Hispanic	40%	00%	00%
Non-Hispanic	28719%	6516%	55%
Unknown ethnicity	161%	00%	00%
Other	946%	184%	55%
Hispanic	262%	51%	22%
Non-Hispanic	654%	133%	33%
Unknown ethnicity	30%	00%	00%
Unknown race	15210%	61%	00%
Hispanic	20%	00%	00%
Non-Hispanic	30%	20%	00%
Unknown ethnicity	14710%	41%	00%
Total	1,533	411	95

Hospitalization

counts include anyone who was hospitalized at some point during their illness. It does not reflect the number of people currently hospitalized.

Other race

includes any person with a race of American Indian/Alaskan native, Asian, native Hawaiian/Pacific Islander, or other.

Outcomes for Florida residents

Pinellas

Hospitalizations

411

(27% of all cases)

Deaths

95

(6% of all cases)

Statewide

Hospitalizations

10,942

(18% of all cases)

Deaths

2,700

(4% of all cases)

Cases in facility staff/residents

Pinellas

Long-term care

481

(31% of all cases)

Correctional

1

(0% of all cases)

Statewide

Long-term care

10,012

(16% of all cases)

Correctional

2,832

(5% of all cases)

Laboratory testing for Florida residents and non-Florida residents over the past 2 weeks

Number and percent of positive labs

These counts include the number of people for whom the department received laboratory results by day. This percent is the number of people who test positive for the first time divided by all the people tested that day, excluding people who have previously tested positive.

100%

80%

60%

40%

20%

0%

1,197

1,588

1,259

1,062

1,625

1,010

1,642

1,702

938

1,823

1,906

1,257

1,865

2,854

1.4%

0.8%

0.6%

1.2%

1.4%

2.1%

1.9%

1.2%

2.4%

1.2%

2.1%

4.5%

3.1%

1.7%

17

13

7

13

23

22

31

20

23

23

40

59

59

49

5/24

5/25

5/26

5/27

5/28

5/29

5/30

5/31

6/1

6/2

6/3

6/4

6/5

6/6

Date (12:00 am to 11:59 pm)

Number of negatives

Percent positive

Number of positives

Emergency department (ED) and freestanding ED (FSED) chief complaint and admission data for Pinellas County

Daily percent of ED visits mentioning
cough, fever, or shortness of breath

12%

10%

8%

6%

4%

2%

0%

3/9

3/16

3/23

3/30

4/6

4/13

4/20

4/27

5/4

5/11

5/18

5/25

6/1

Date

Daily percent of ED visits resulting in
cough-associated admissions

4%

3%

3%

2%

2%

1%

1%

0%

3/9

3/16

3/23

3/30

4/6

4/13

4/20

4/27

5/4

5/11

5/18

5/25

6/1

Date

Weekly count of ED and FSED visits for
influenza-like illness

90

80

70

60

50

40

30

20

10

0

4/26

5/3

5/10

5/17

5/24

5/31

Week start date

Weekly count of ED and FSED visits for
COVID-like illness

250

200

150

100

50

0

4/26

5/3

5/10

5/17

5/24

5/31

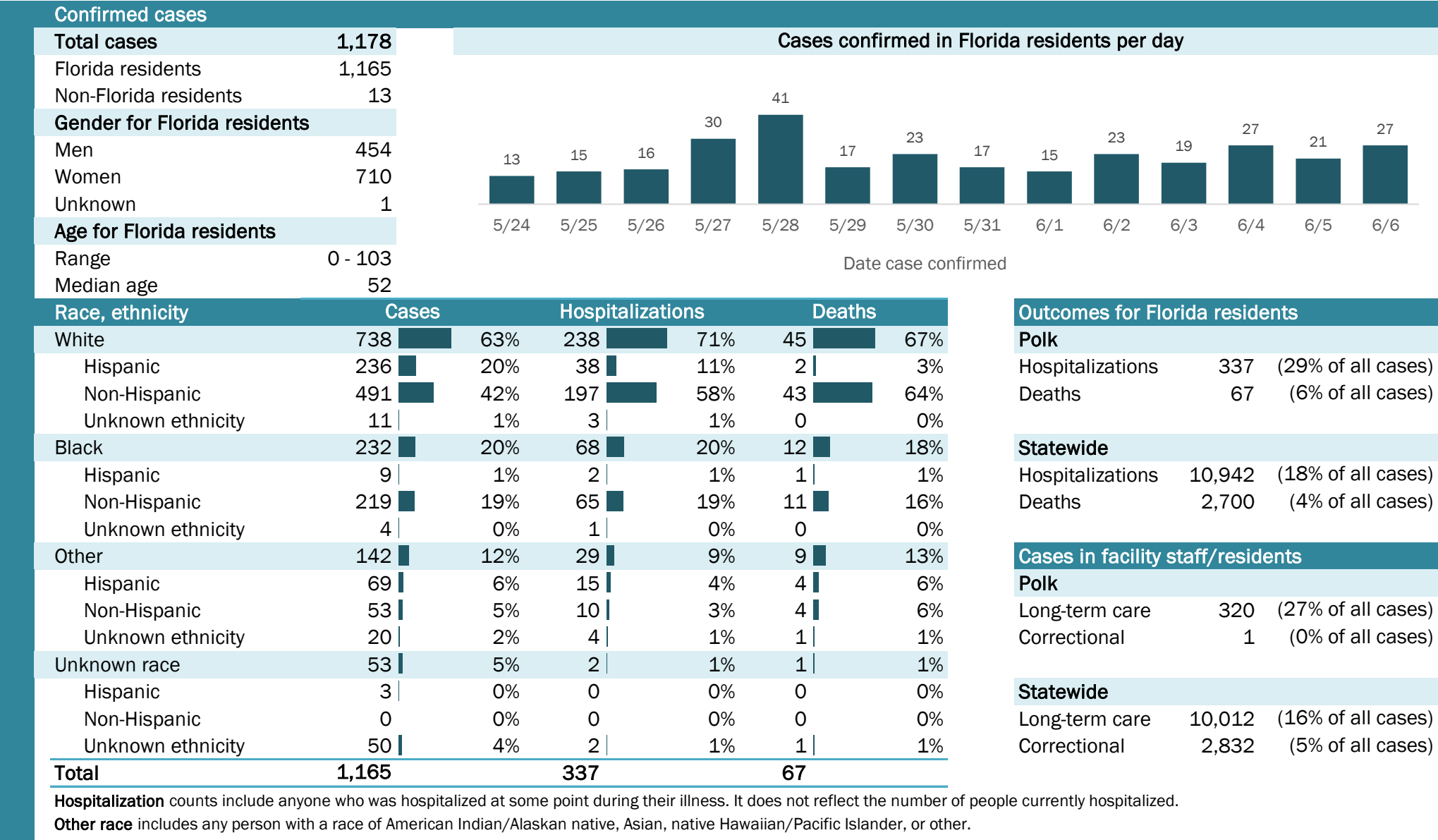
Week start date

The Electronic Surveillance System for the Early Notification of Community-Based Epidemics (ESSENCE-FL) includes chief complaint data from 211 of 212 Florida EDs and 74 of 79 Florida FSEDs. Data are transmitted electronically to ESSENCE-FL daily or hourly.

Coronavirus: summary for Polk County

Data for Jun 7, 2020 (verified at 10 AM)

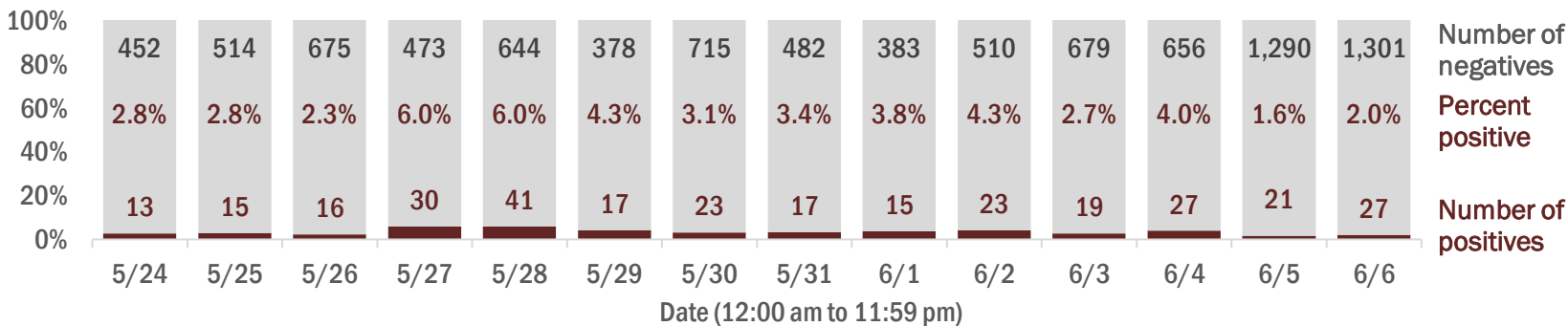
Data in this report are provisional and subject to change.



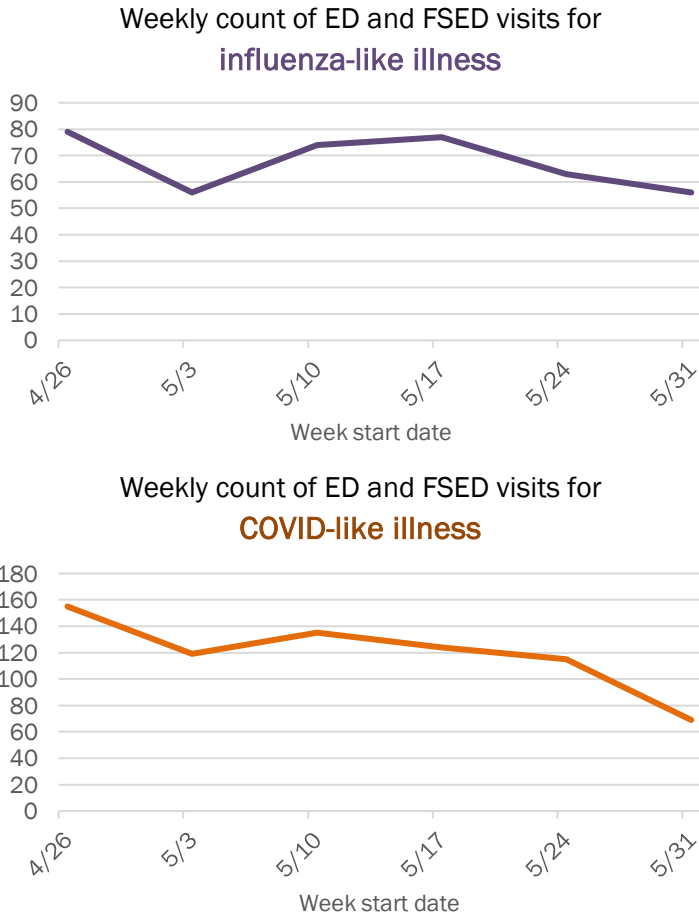
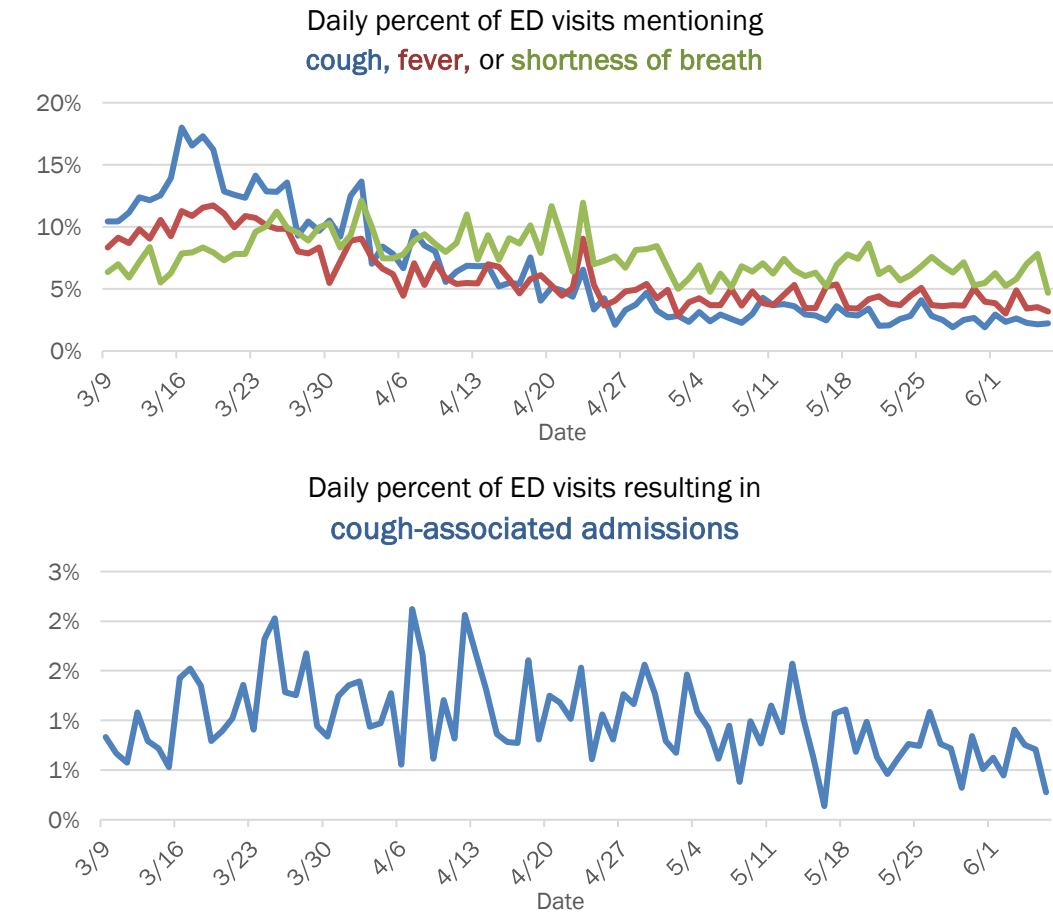
Laboratory testing for Florida residents and non-Florida residents over the past 2 weeks

Number and percent of positive labs

These counts include the number of people for whom the department received laboratory results by day. This percent is the number of people who test positive for the first time divided by all the people tested that day, excluding people who have previously tested positive.



Emergency department (ED) and freestanding ED (FSED) chief complaint and admission data for Polk County



The Electronic Surveillance System for the Early Notification of Community-Based Epidemics (ESSENCE-FL) includes chief complaint data from 211 of 212 Florida EDs and 74 of 79 Florida FSEDs. Data are transmitted electronically to ESSENCE-FL daily or hourly.

Coronavirus: summary for Putnam County

Data for Jun 7, 2020 (verified at 10 AM)

Data in this report are provisional and subject to change.

Confirmed cases

Total cases

173

Florida residents

173

Non-Florida residents

0

Gender for Florida residents

Men

65

Women

108

Unknown

0

Age for Florida residents

Range

3 - 98

Median age

46

Cases confirmed in Florida residents per day

4

1

5

1

2

1

1

2

9

1

7

5/24

5/25

5/26

5/27

5/28

5/29

5/30

5/31

6/1

6/2

6/3

6/4

6/5

6/6

Date case confirmed

Race, ethnicity	Cases	Hospitalizations	Deaths
White	94 54%	13 62%	3 50%
Hispanic	2 1%	0 0%	0 0%
Non-Hispanic	92 53%	13 62%	3 50%
Unknown ethnicity	0 0%	0 0%	0 0%
Black	71 41%	7 33%	3 50%
Hispanic	0 0%	0 0%	0 0%
Non-Hispanic	70 40%	6 29%	2 33%
Unknown ethnicity	1 1%	1 5%	1 17%
Other	8 5%	1 5%	0 0%
Hispanic	5 3%	1 5%	0 0%
Non-Hispanic	2 1%	0 0%	0 0%
Unknown ethnicity	1 1%	0 0%	0 0%
Unknown race	0 0%	0 0%	0 0%
Hispanic	0 0%	0 0%	0 0%
Non-Hispanic	0 0%	0 0%	0 0%
Unknown ethnicity	0 0%	0 0%	0 0%
Total	173	21	6

Hospitalization

counts include anyone who was hospitalized at some point during their illness. It does not reflect the number of people currently hospitalized.

Other race

includes any person with a race of American Indian/Alaskan native, Asian, native Hawaiian/Pacific Islander, or other.

Outcomes for Florida residents

Putnam

Hospitalizations

21

(12% of all cases)

Deaths

6

(3% of all cases)

Statewide

Hospitalizations

10,942

(18% of all cases)

Deaths

2,700

(4% of all cases)

Cases in facility staff/residents

Putnam

Long-term care

52

(30% of all cases)

Correctional

1

(1% of all cases)

Statewide

Long-term care

10,012

(16% of all cases)

Correctional

2,832

(5% of all cases)

Laboratory testing for Florida residents and non-Florida residents over the past 2 weeks

Number and percent of positive labs

These counts include the number of people for whom the department received laboratory results by day. This percent is the number of people who test positive for the first time divided by all the people tested that day, excluding people who have previously tested positive.

100%
80%
60%
40%
20%
0%

153
2.5%
4

43
2.3%
1

54
0.0%
0

85
5.6%
5

108
0.0%
0

46
2.1%
1

120
1.6%
2

71
1.4%
1

28
3.4%
1

61
3.2%
2

157
5.4%
9

59
1.7%
1

147
4.5%
7

147
0.0%
0

Number of negatives

Percent positive

Number of positives

5/24

5/25

5/26

5/27

5/28

5/29

5/30

5/31

6/1

6/2

6/3

6/4

6/5

6/6

Date (12:00 am to 11:59 pm)

Emergency department (ED) and freestanding ED (FSED) chief complaint and admission data for Putnam County

Daily percent of ED visits mentioning
cough, fever, or shortness of breath

25%
20%
15%
10%
5%
0%

3/9

3/16

3/23

3/30

4/6

4/13

4/20

4/27

5/4

5/11

5/18

5/25

6/1

Date

Daily percent of ED visits resulting in
cough-associated admissions

6%
5%
4%
3%
2%
1%
0%

3/9

3/16

3/23

3/30

4/6

4/13

4/20

4/27

5/4

5/11

5/18

5/25

6/1

Date

Weekly count of ED and FSED visits for
influenza-like illness

18
16
14
12
10
8
6
4
2
0

4/26

5/3

5/10

5/17

5/24

5/31

Week start date

Weekly count of ED and FSED visits for
COVID-like illness

25
20
15
10
5
0

4/26

5/3

5/10

5/17

5/24

5/31

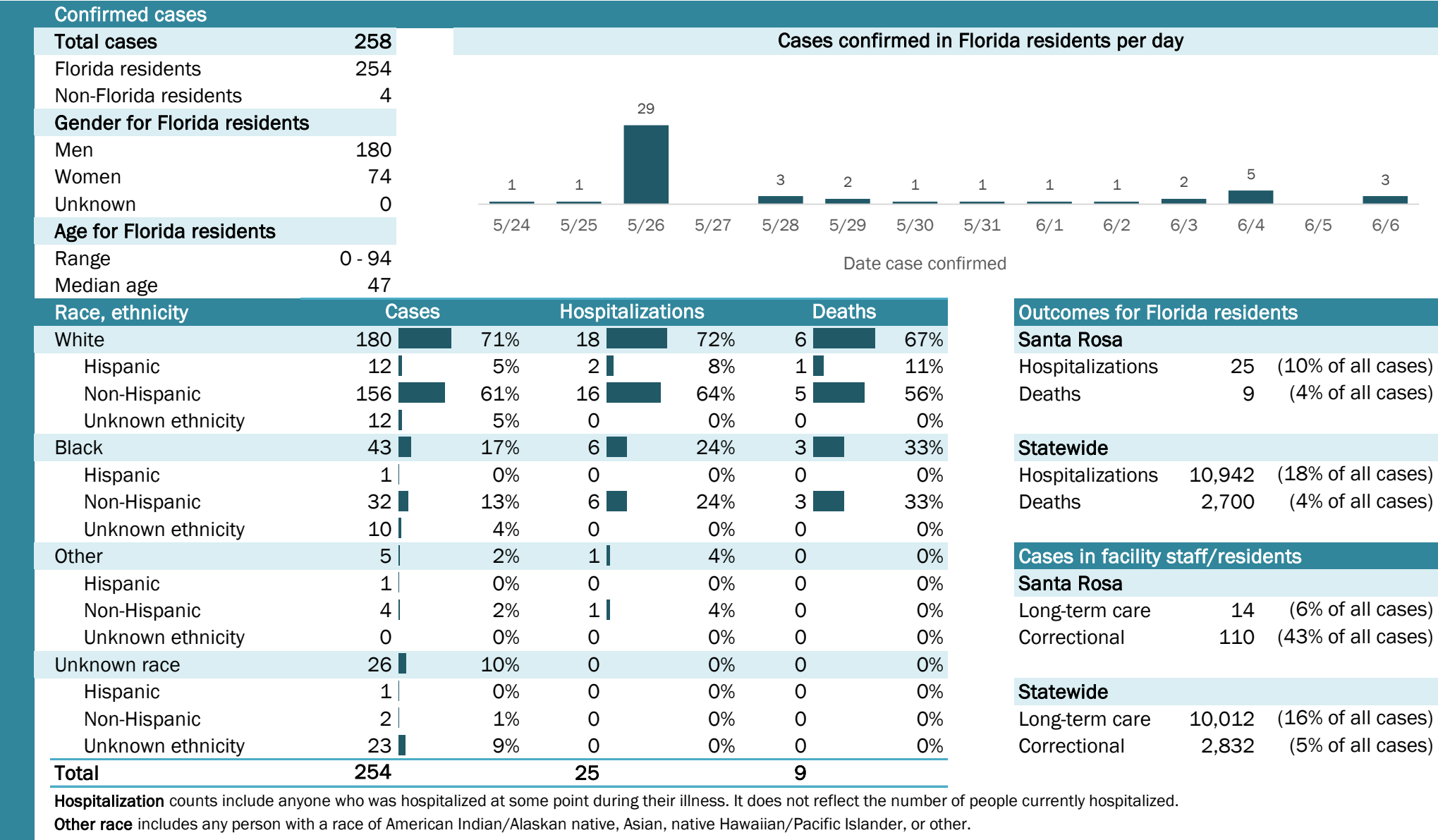
Week start date

The Electronic Surveillance System for the Early Notification of Community-Based Epidemics (ESSENCE-FL) includes chief complaint data from 211 of 212 Florida EDs and 74 of 79 Florida FSEDs. Data are transmitted electronically to ESSENCE-FL daily or hourly.

Coronavirus: summary for Santa Rosa County

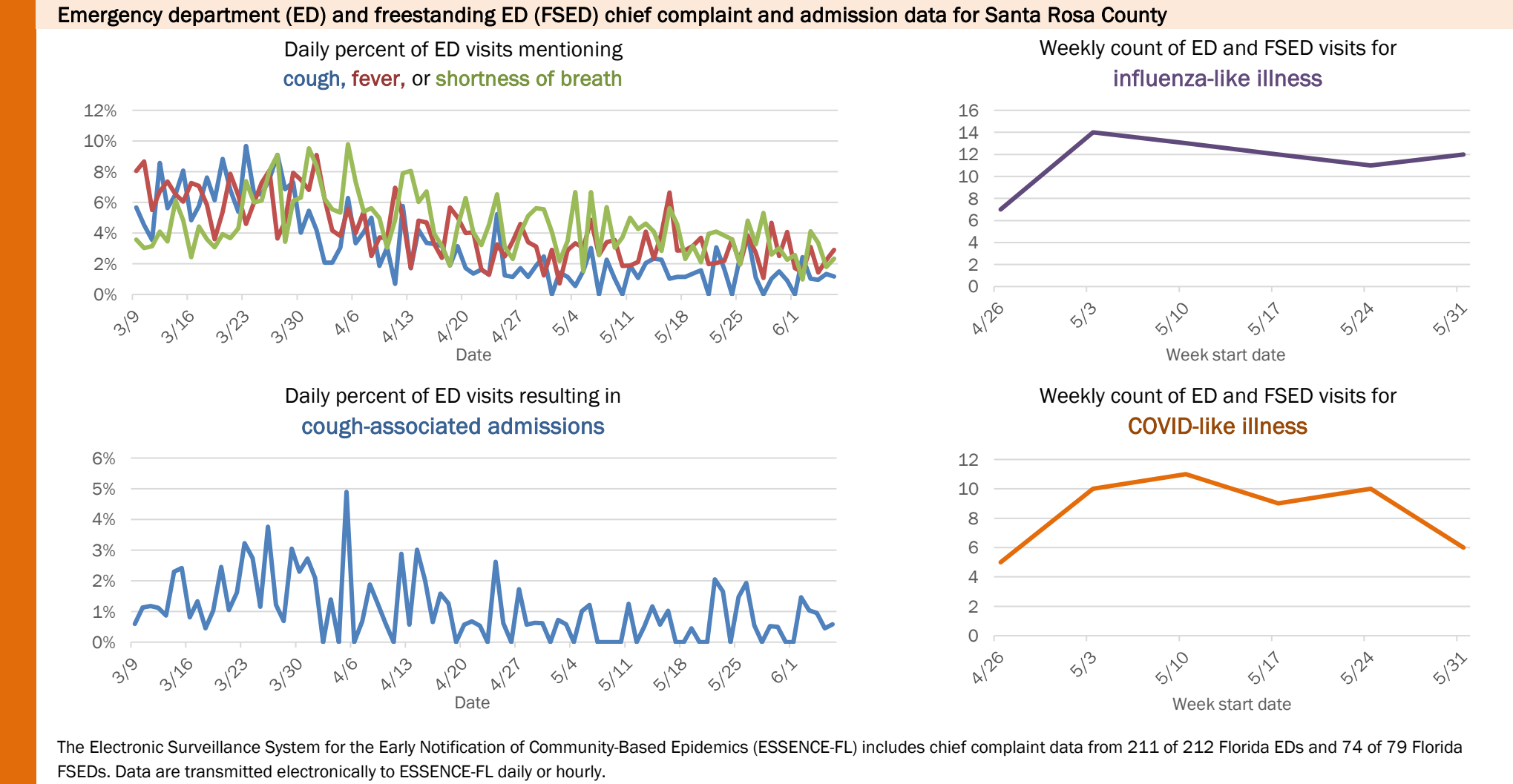
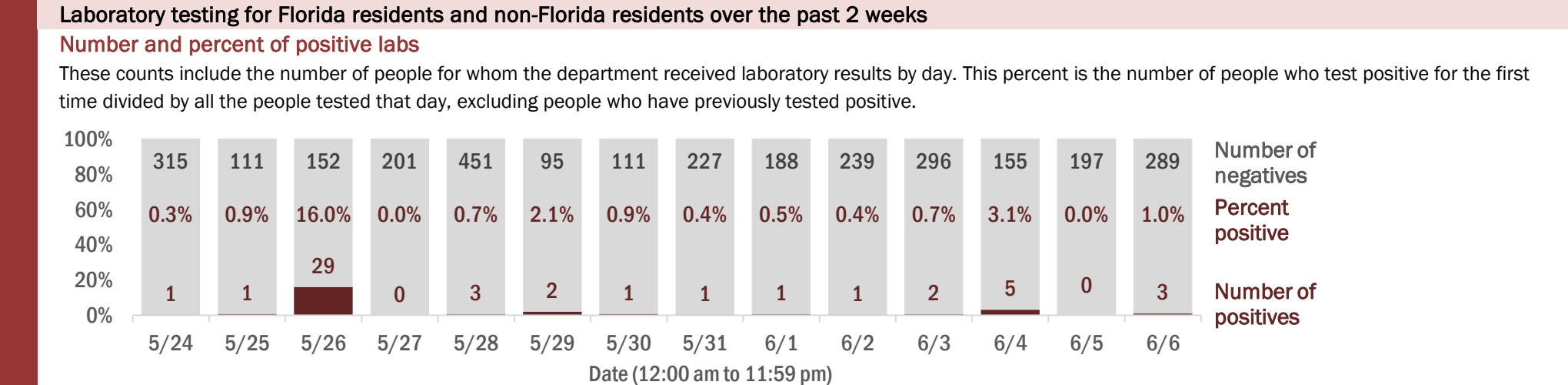
Data for Jun 7, 2020 (verified at 10 AM)

Data in this report are provisional and subject to change.



Hospitalization counts include anyone who was hospitalized at some point during their illness. It does not reflect the number of people currently hospitalized.

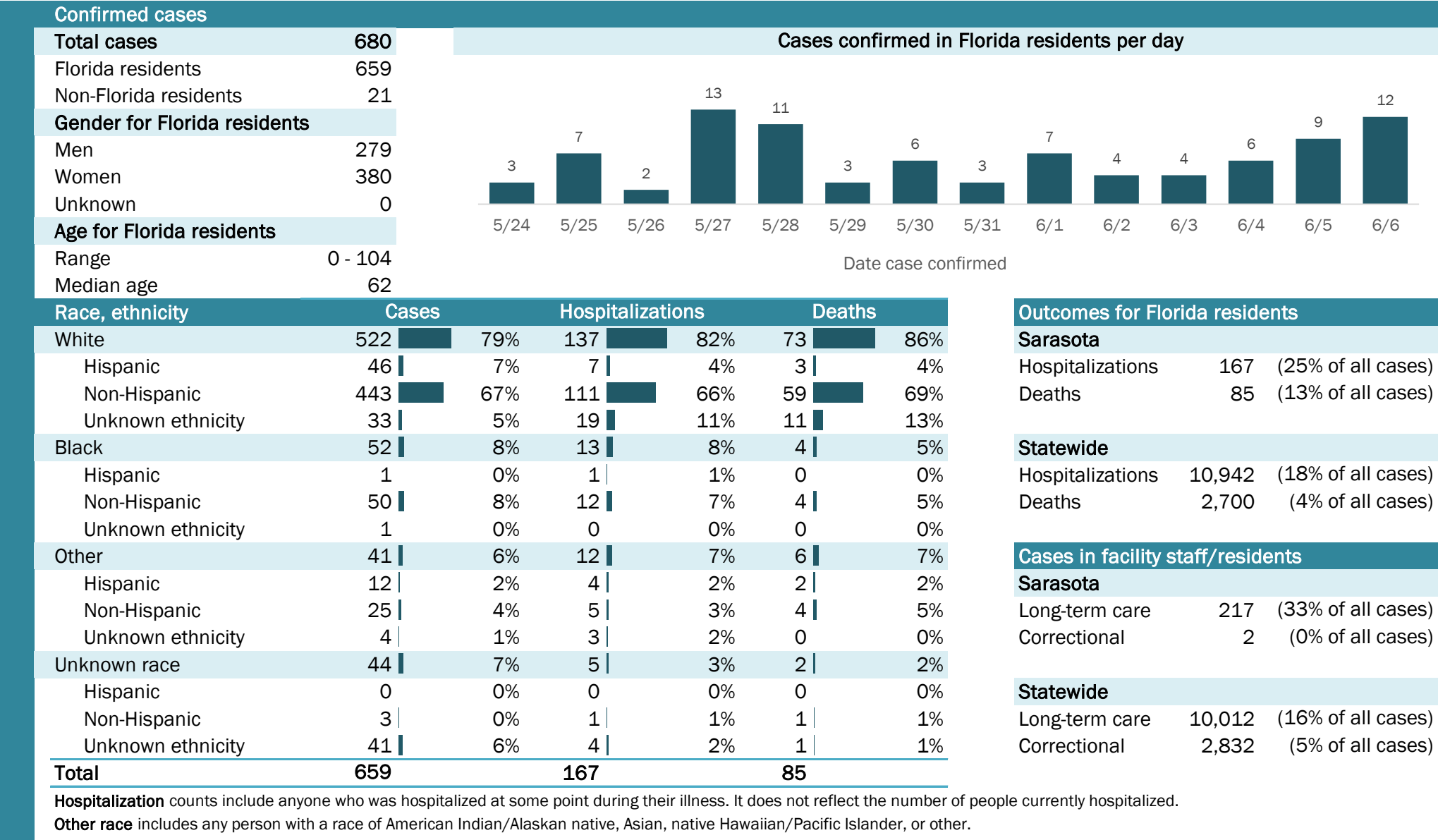
Other race includes any person with a race of American Indian/Alaskan native, Asian, native Hawaiian/Pacific Islander, or other.



Coronavirus: summary for Sarasota County

Data for Jun 7, 2020 (verified at 10 AM)

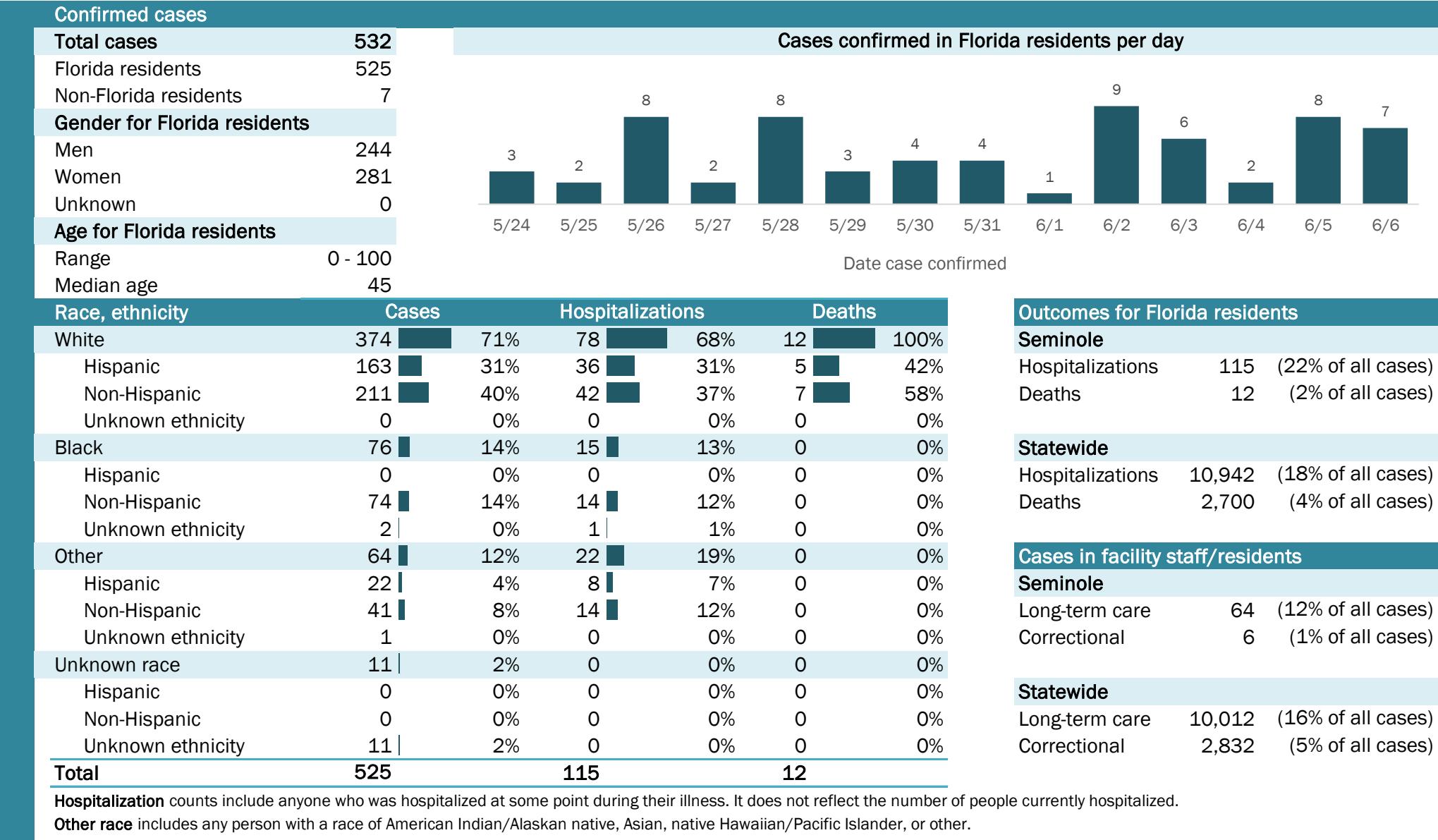
Data in this report are provisional and subject to change.



Coronavirus: summary for Seminole County

Data for Jun 7, 2020 (verified at 10 AM)

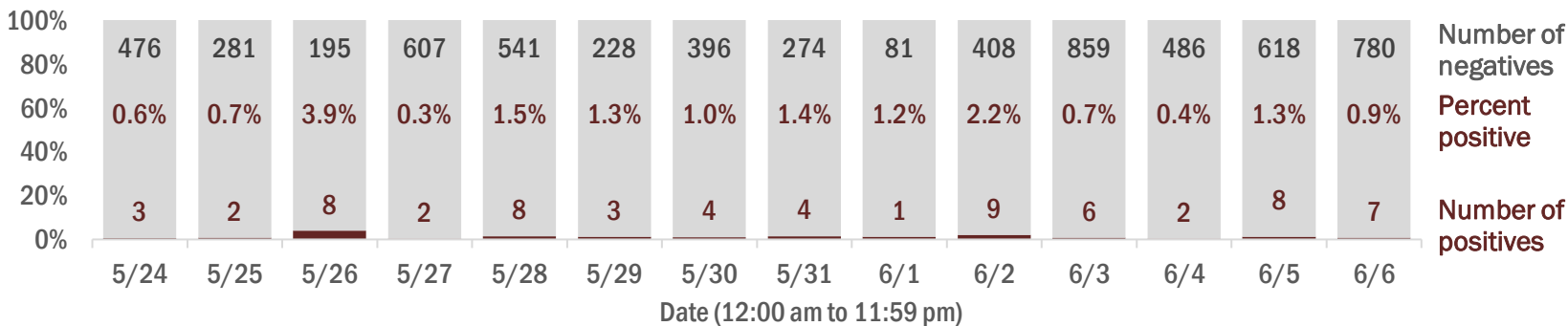
Data in this report are provisional and subject to change.



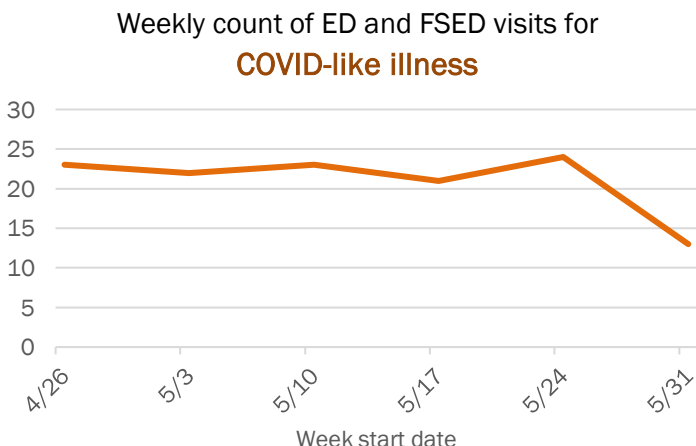
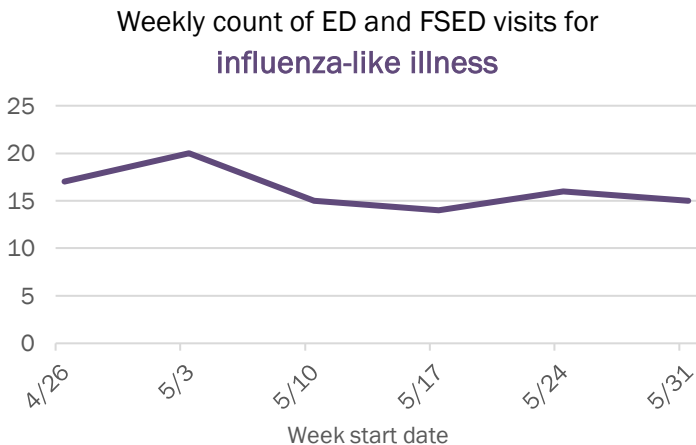
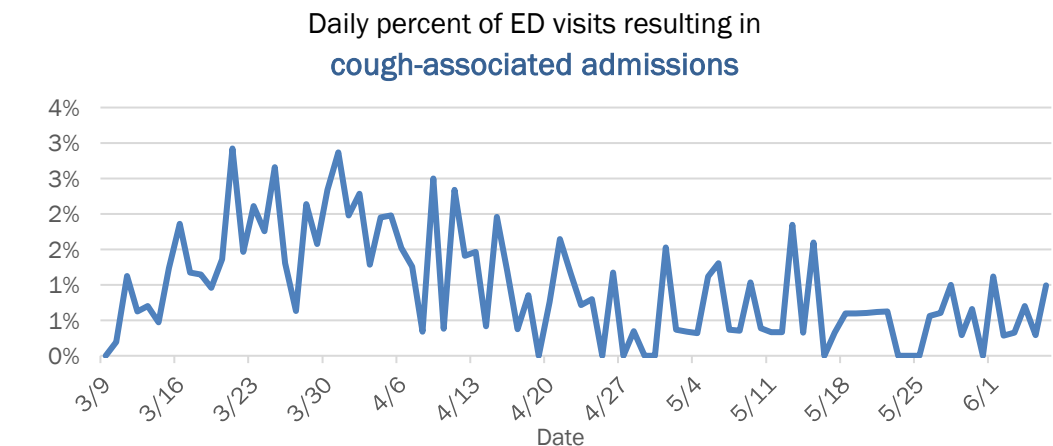
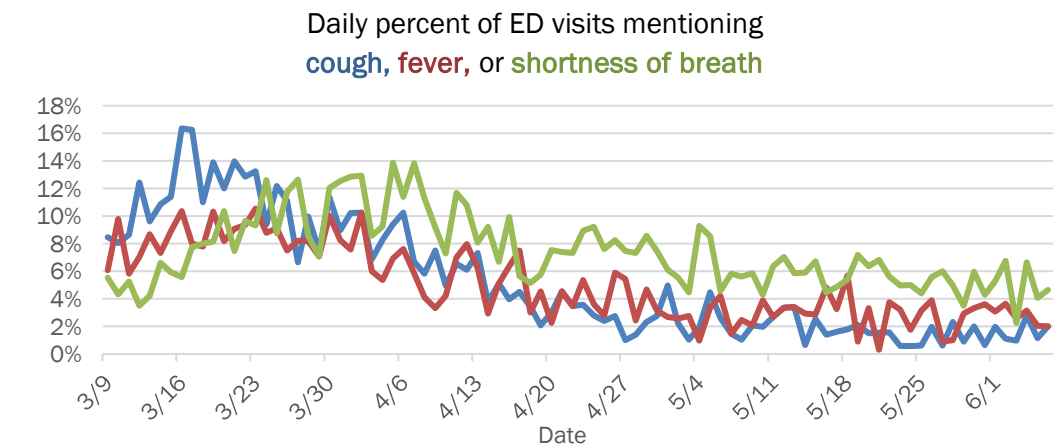
Laboratory testing for Florida residents and non-Florida residents over the past 2 weeks

Number and percent of positive labs

These counts include the number of people for whom the department received laboratory results by day. This percent is the number of people who test positive for the first time divided by all the people tested that day, excluding people who have previously tested positive.



Emergency department (ED) and freestanding ED (FSED) chief complaint and admission data for Seminole County

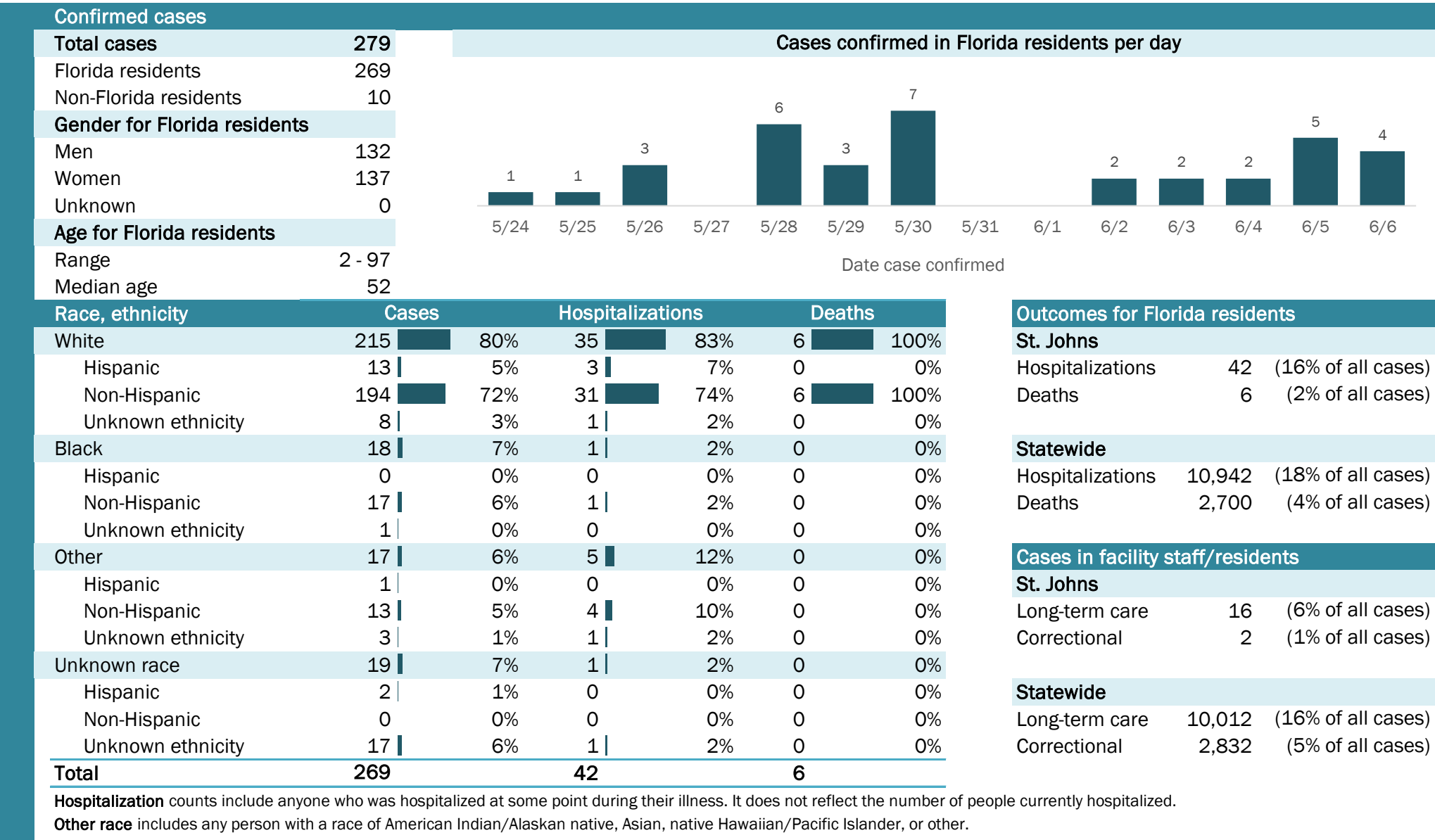


The Electronic Surveillance System for the Early Notification of Community-Based Epidemics (ESSENCE-FL) includes chief complaint data from 211 of 212 Florida EDs and 74 of 79 Florida FSEDs. Data are transmitted electronically to ESSENCE-FL daily or hourly.

Coronavirus: summary for St. Johns County

Data for Jun 7, 2020 (verified at 10 AM)

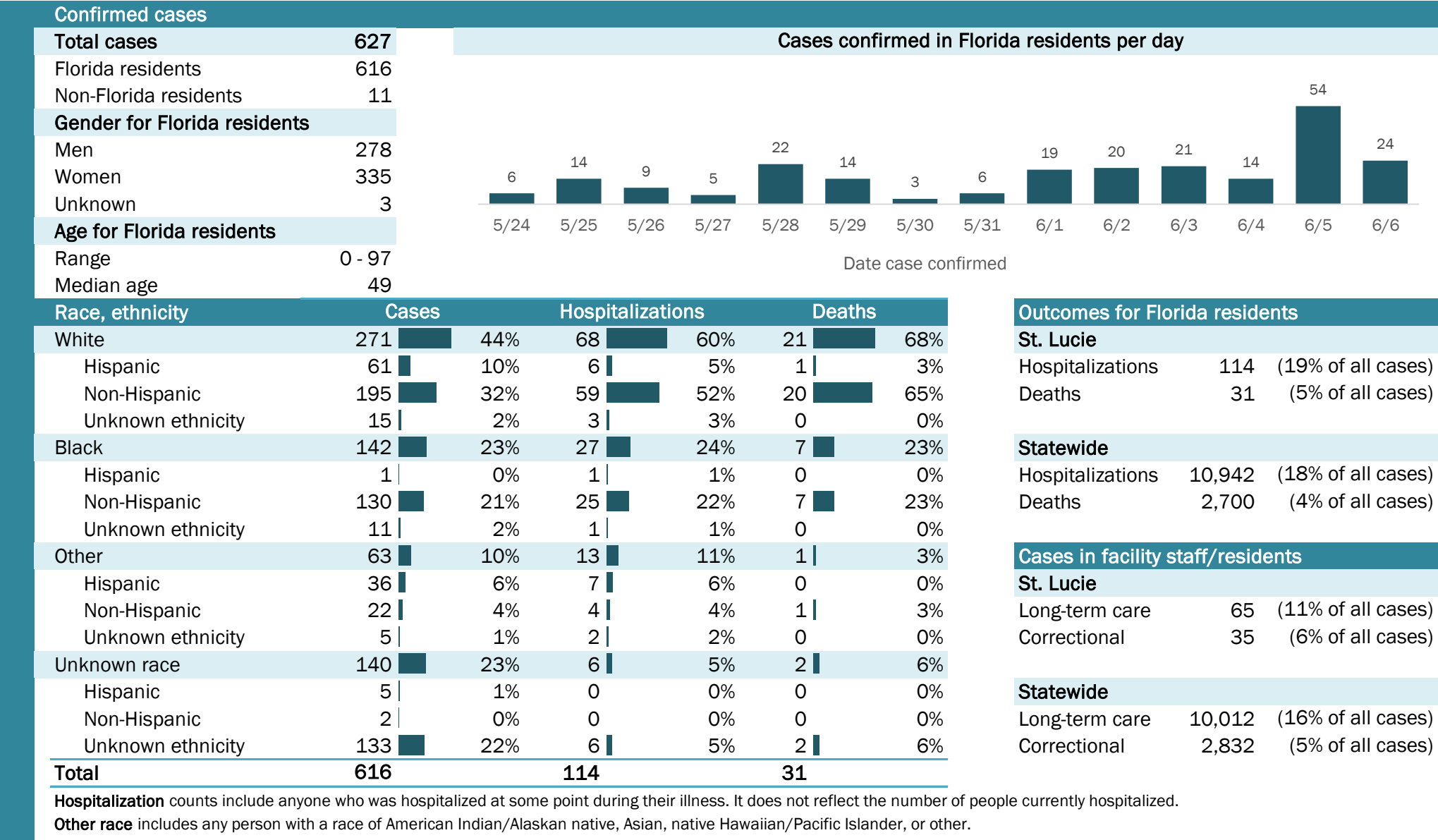
Data in this report are provisional and subject to change.



Coronavirus: summary for St. Lucie County

Data for Jun 7, 2020 (verified at 10 AM)

Data in this report are provisional and subject to change.



Data in this report are provisional and subject to change.

Statewide		
Long-term care	10,012	(16% of all cases)
Correctional	2,832	(5% of all cases)

Other race includes any person with a race of American Indian/Alaskan native, Asian, native Hawaiian/Pacific Islander, or other.

Date (12:00 am to 11:59 pm)	Number of negatives	Percent positive	Number of positives
5/24	89	0.0%	0
5/25	42	0.0%	0
5/26	43	0.0%	0
5/27	79	0.0%	0
5/28	110	0.0%	0
5/29	42	0.0%	0
5/30	118	0.0%	0
5/31	33	0.0%	0
6/1	84	2.3%	2
6/2	97	3.0%	3
6/3	73	2.7%	2
6/4	92	0.0%	0
6/5	176	0.6%	1
6/6	342	0.0%	0

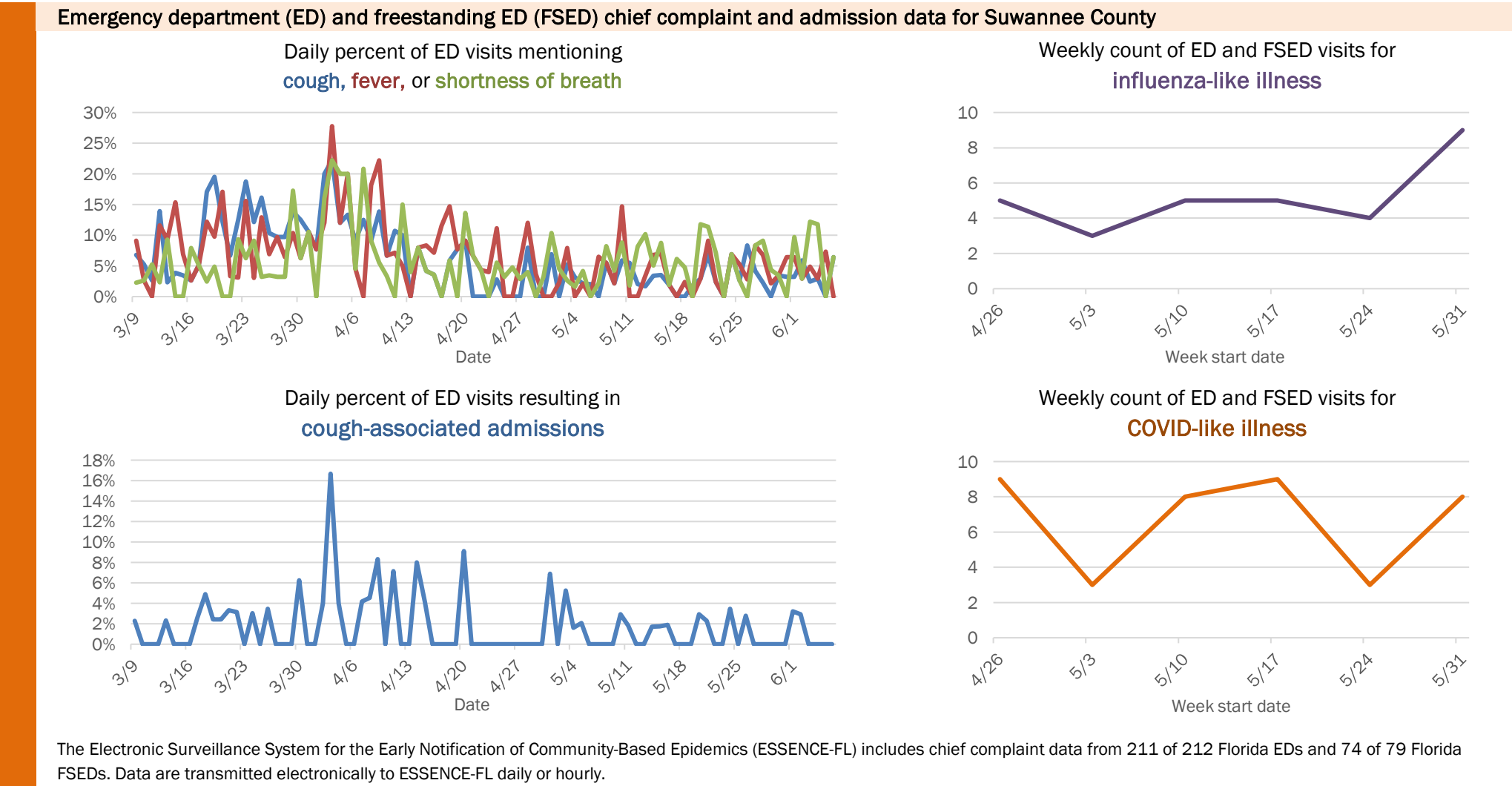
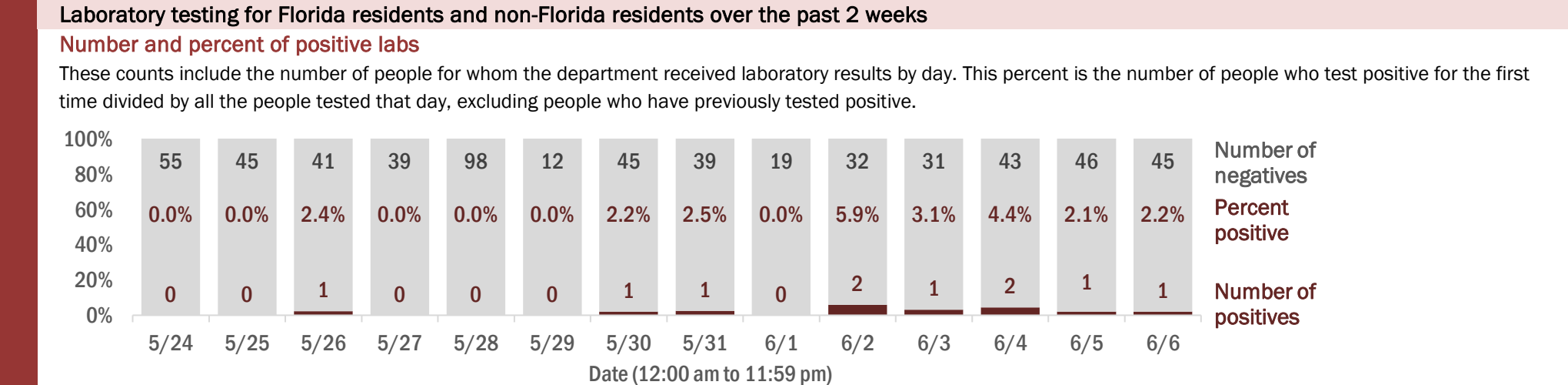
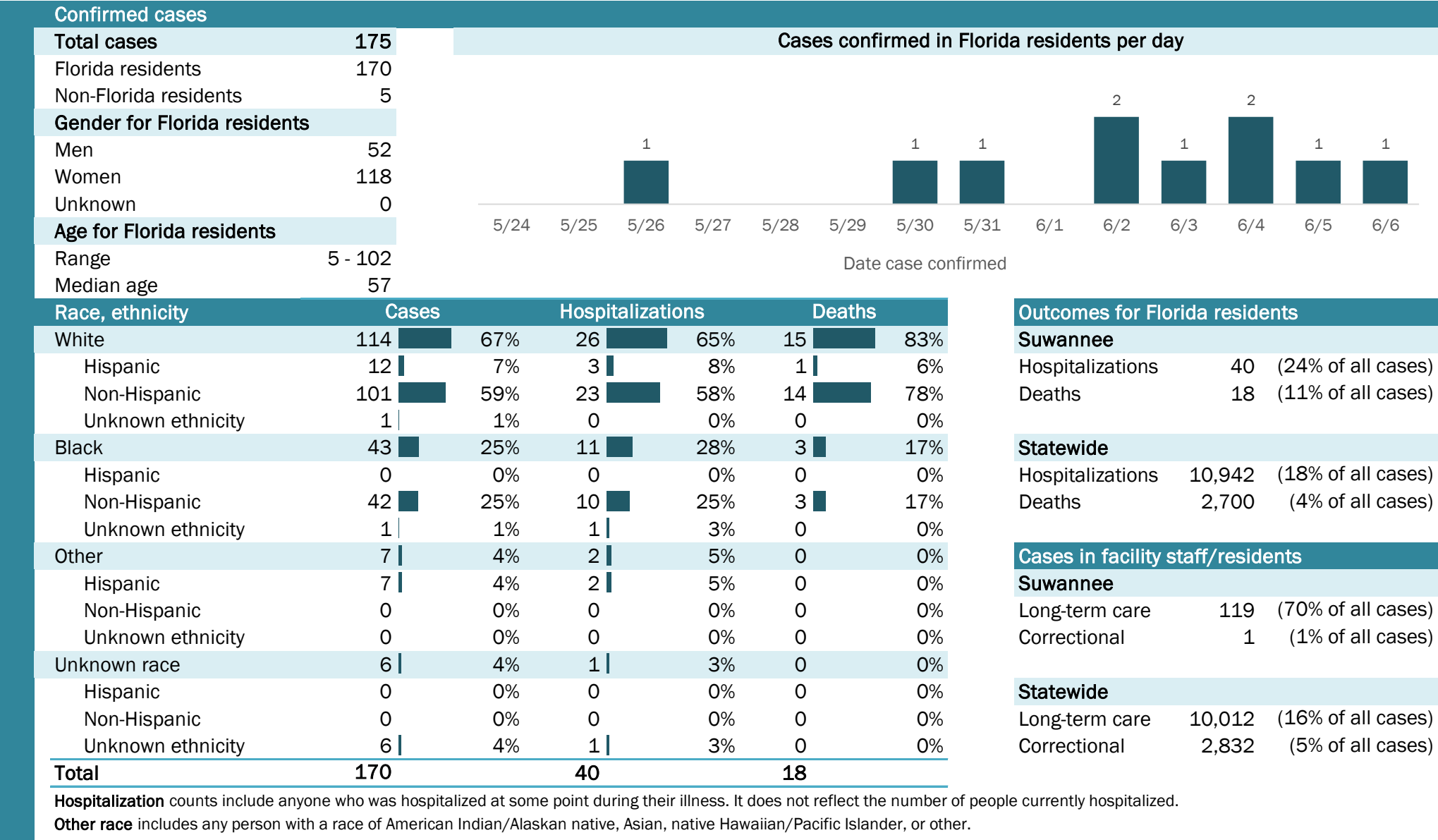
Week start date	New cases
4/26	26
5/3	18
5/10	7
5/17	10
5/24	14
5/31	8

The Electronic Surveillance System for the Early Notification of Community-Based Epidemics (ESSENCE-FL) includes chief complaint data from 211 of 212 Florida EDs and 74 of 79 Florida FSEDs. Data are transmitted electronically to ESSENCE-FL daily or hourly.

Coronavirus: summary for Suwannee County

Data for Jun 7, 2020 (verified at 10 AM)

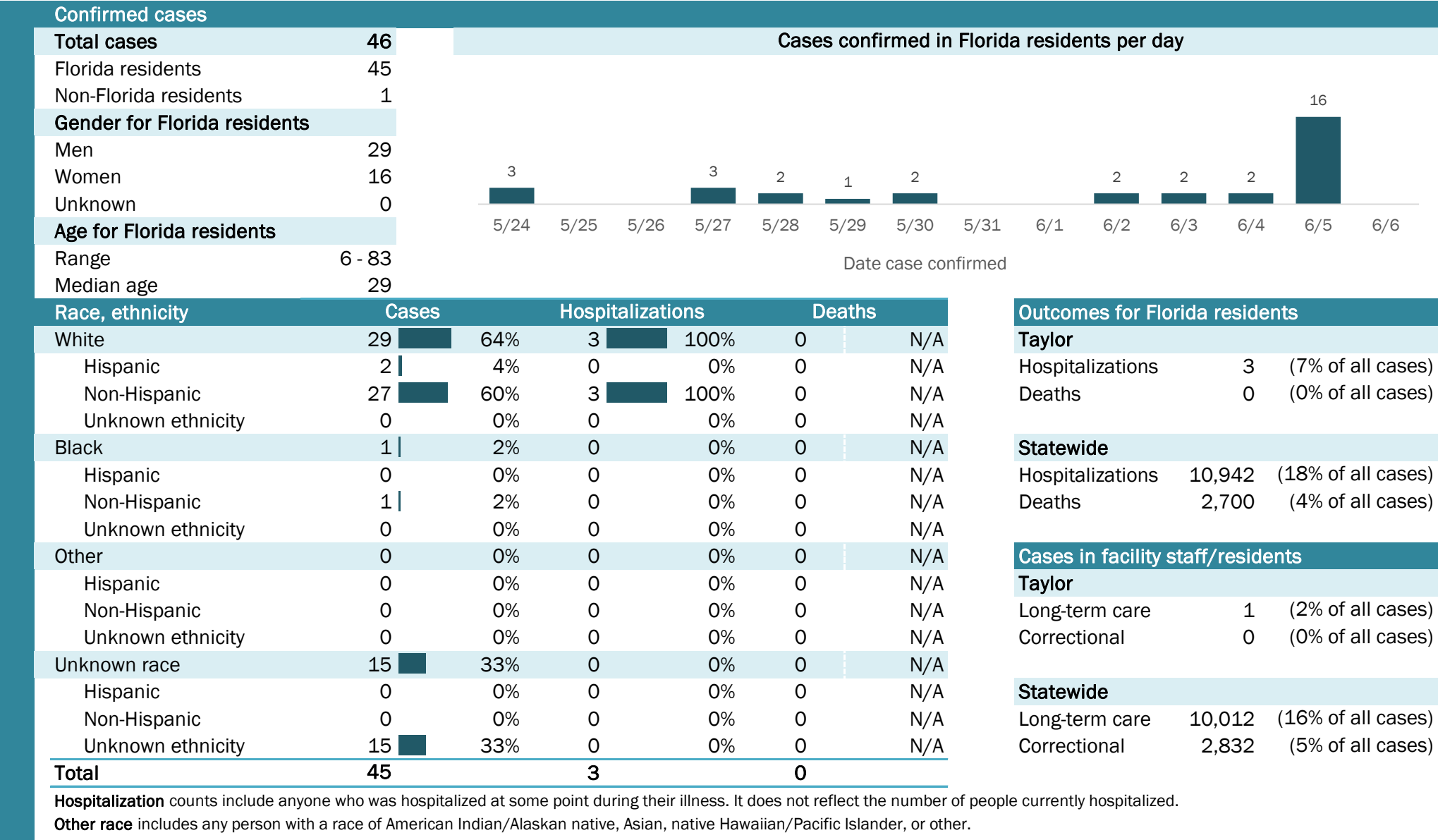
Data in this report are provisional and subject to change.



Coronavirus: summary for Taylor County

Data for Jun 7, 2020 (verified at 10 AM)

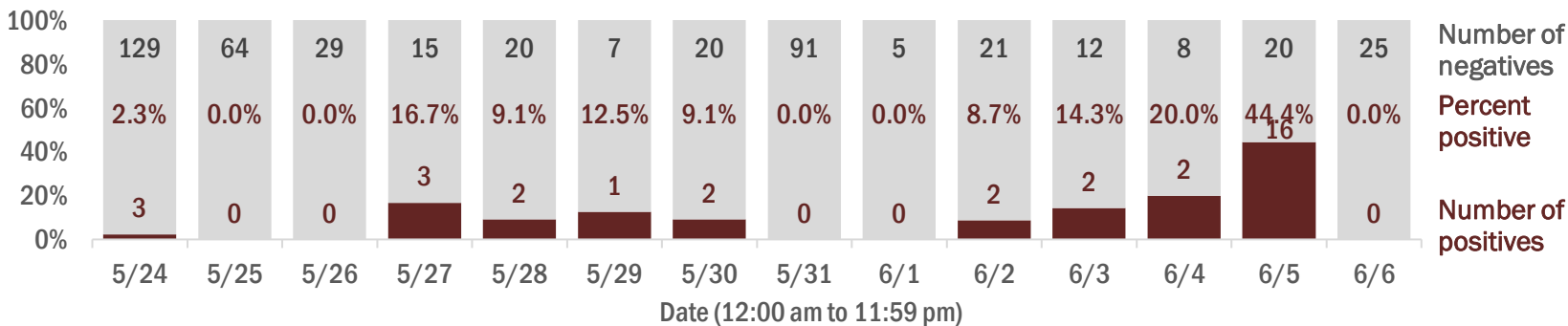
Data in this report are provisional and subject to change.



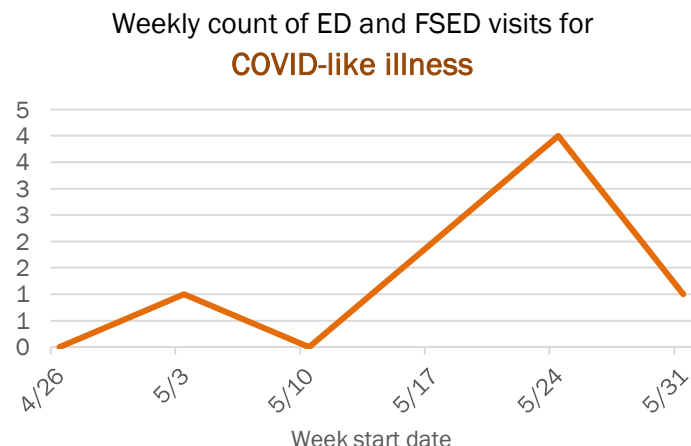
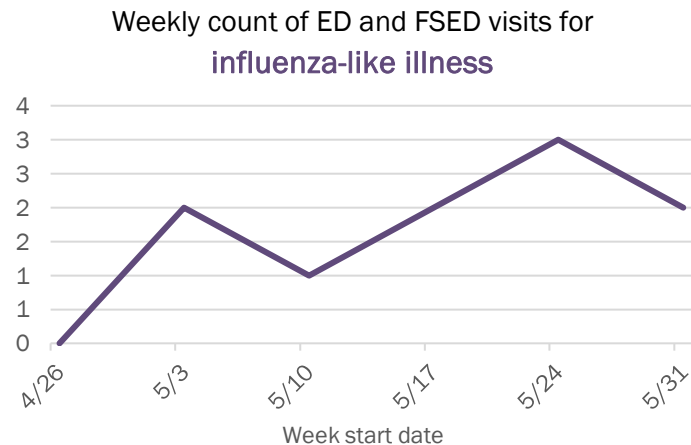
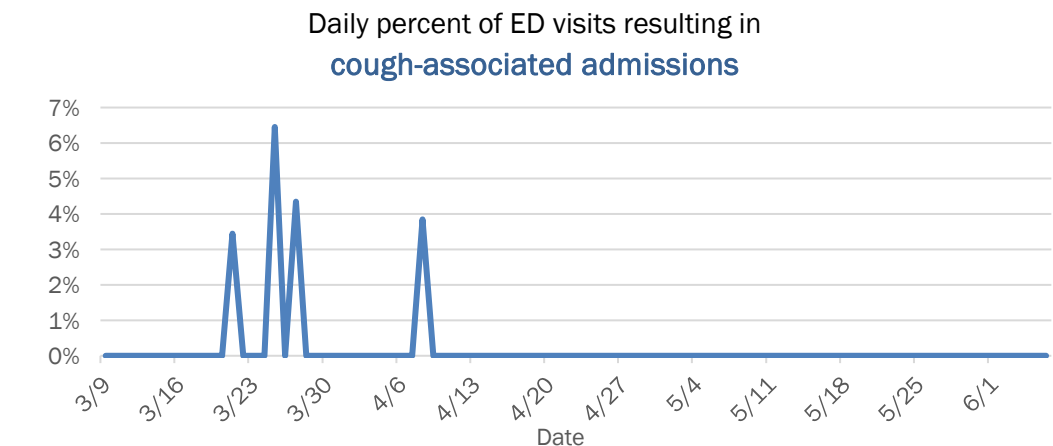
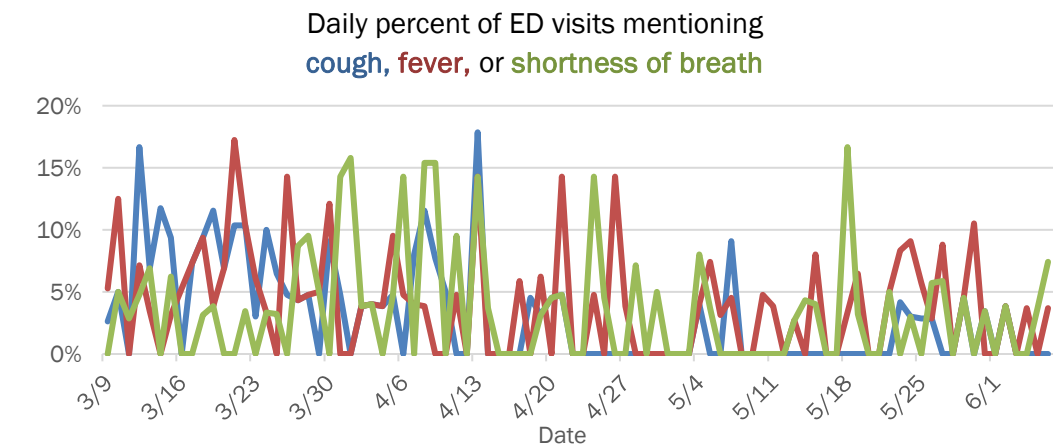
Laboratory testing for Florida residents and non-Florida residents over the past 2 weeks

Number and percent of positive labs

These counts include the number of people for whom the department received laboratory results by day. This percent is the number of people who test positive for the first time divided by all the people tested that day, excluding people who have previously tested positive.



Emergency department (ED) and freestanding ED (FSED) chief complaint and admission data for Taylor County

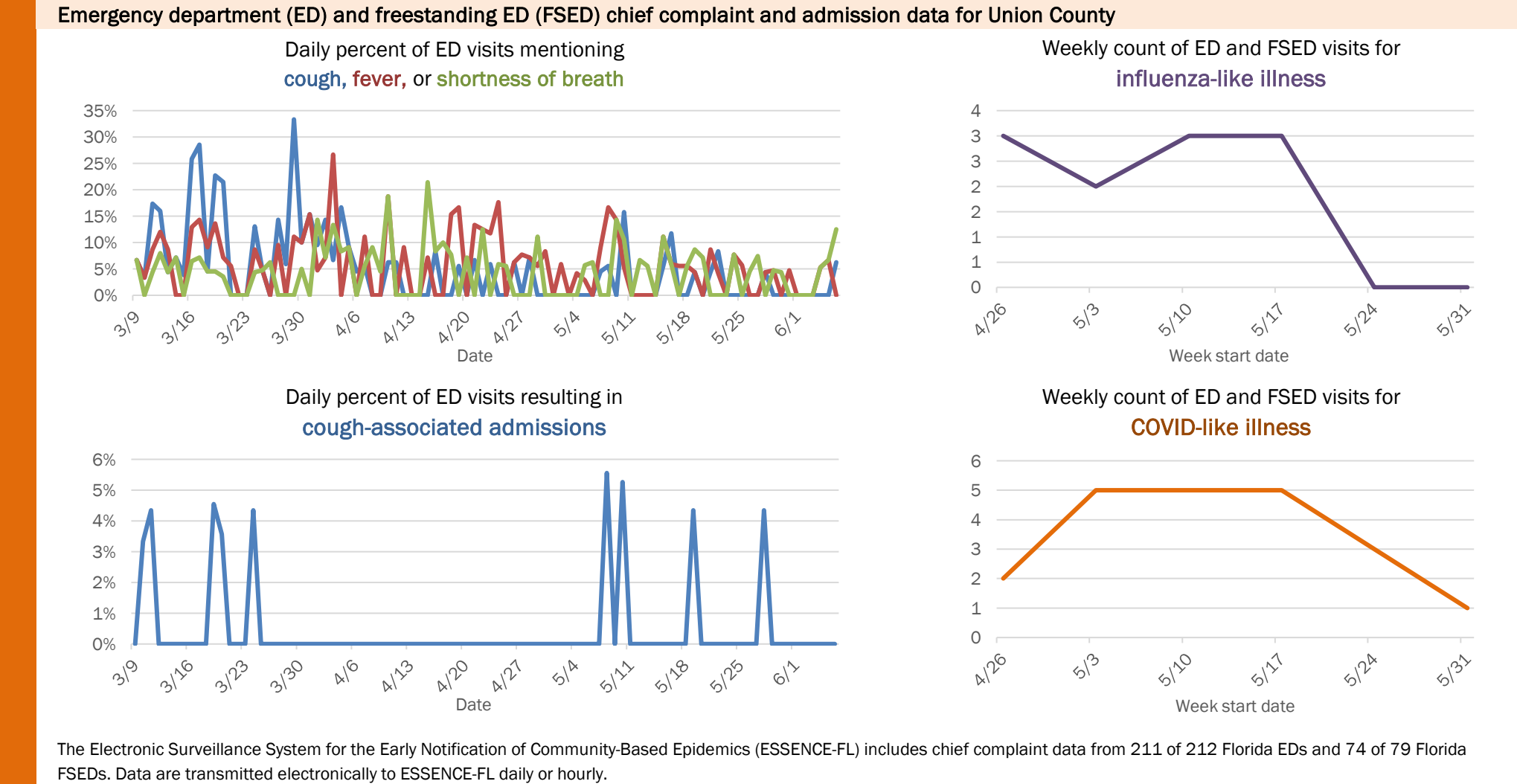
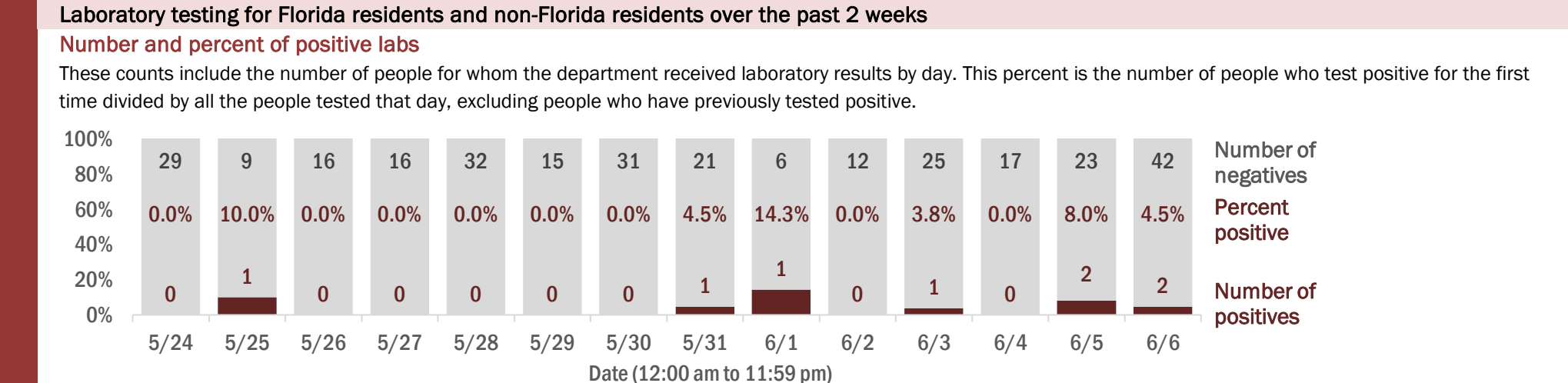
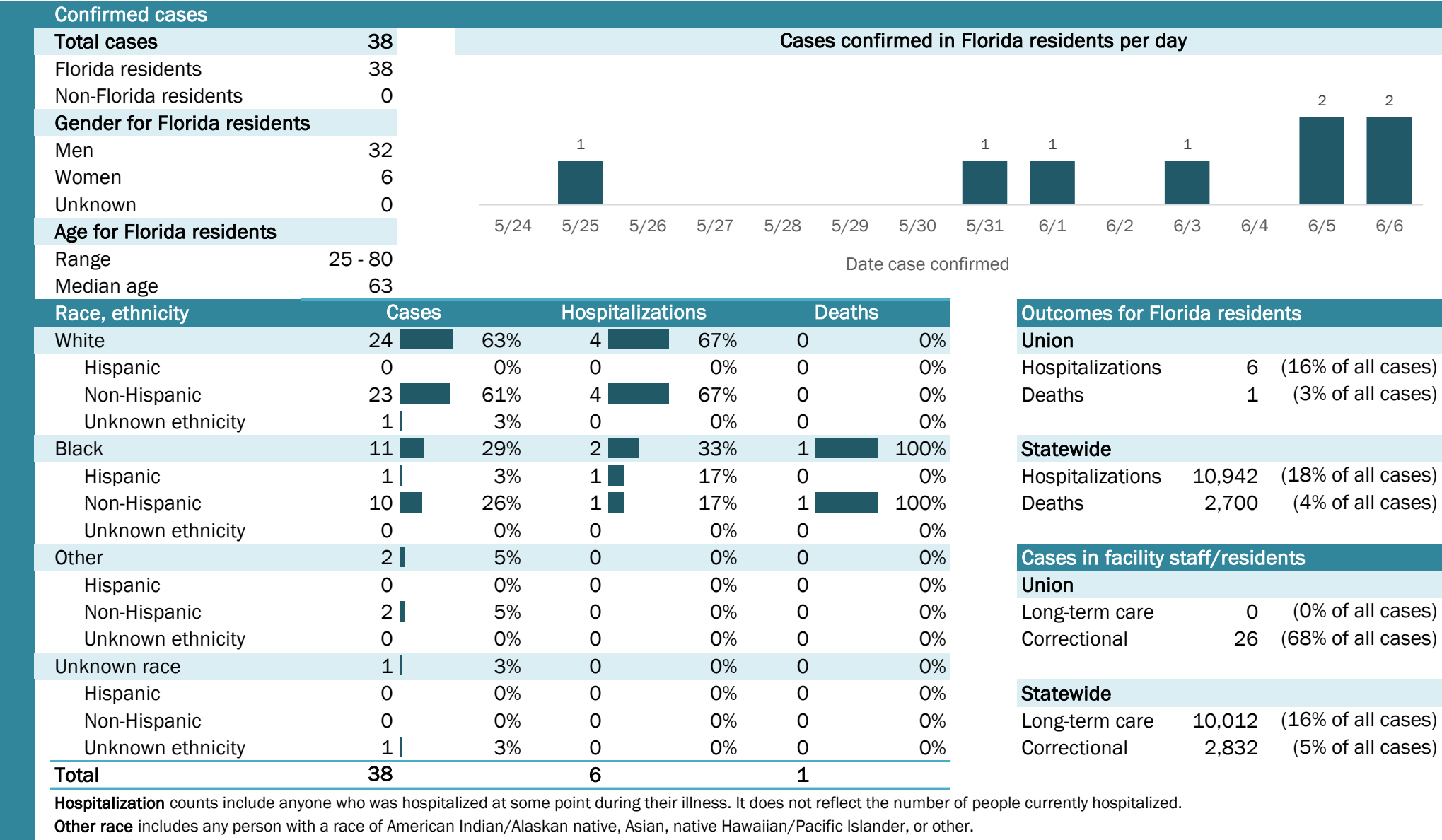


The Electronic Surveillance System for the Early Notification of Community-Based Epidemics (ESSENCE-FL) includes chief complaint data from 211 of 212 Florida EDs and 74 of 79 Florida FSEDs. Data are transmitted electronically to ESSENCE-FL daily or hourly.

Coronavirus: summary for Union County

Data for Jun 7, 2020 (verified at 10 AM)

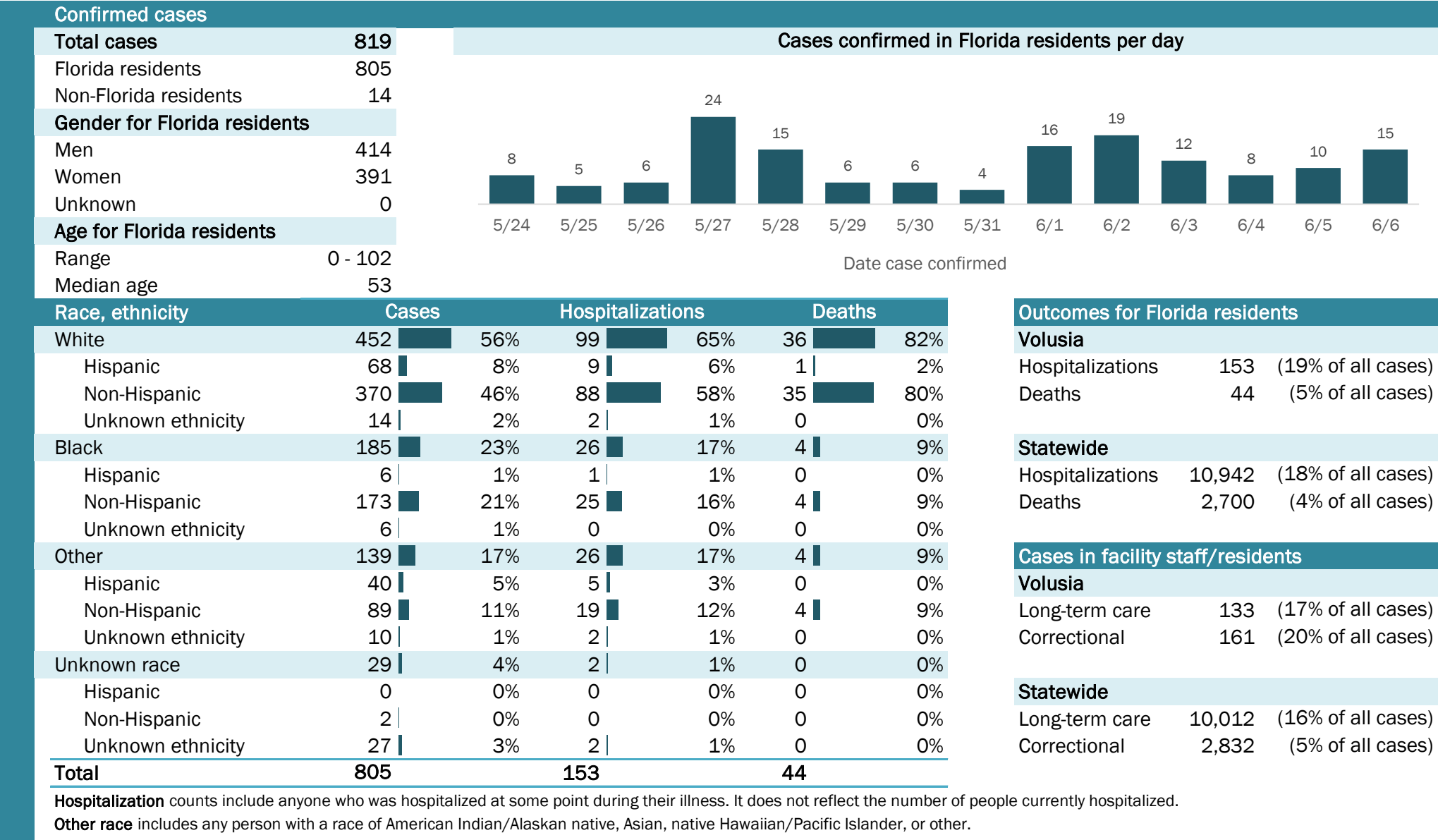
Data in this report are provisional and subject to change.



Coronavirus: summary for Volusia County

Data for Jun 7, 2020 (verified at 10 AM)

Data in this report are provisional and subject to change.



Coronavirus: summary for Wakulla County

Data for Jun 7, 2020 (verified at 10 AM)

Data in this report are provisional and subject to change.

Confirmed cases

Total cases

35

Florida residents

33

Non-Florida residents

2

Gender for Florida residents

Men

10

Women

23

Unknown

0

Age for Florida residents

Range

18 - 86

Median age

46

Cases confirmed in Florida residents per day

1

1

1

5/24

5/25

5/26

5/27

5/28

5/29

5/30

5/31

6/1

6/2

6/3

6/4

6/5

6/6

Date case confirmed

Race, ethnicity

Cases

Hospitalizations

Deaths

White

17

52%

2

40%

1

100%

Hispanic

0

0%

0

0%

0

0%

Non-Hispanic

17

52%

2

40%

1

100%

Unknown ethnicity

0

0%

0

0%

0

0%

Black

13

39%

2

40%

0

0%

Hispanic

0

0%

0

0%

0

0%

Non-Hispanic

13

39%

2

40%

0

0%

Unknown ethnicity

0

0%

0

0%

0

0%

Other

3

9%

1

20%

0

0%

Hispanic

0

0%

0

0%

0

0%

Non-Hispanic

3

9%

1

20%

0

0%

Unknown ethnicity

0

0%

0

0%

0

0%

Unknown race

0

0%

0

0%

0

0%

Hispanic

0

0%

0

0%

0

0%

Non-Hispanic

0

0%

0

0%

0

0%

Unknown ethnicity

0

0%

0

0%

0

0%

Total

33

5

1

Outcomes for Florida residents

Wakulla

Hospitalizations

5

(15% of all cases)

Deaths

1

(3% of all cases)

Statewide

Hospitalizations

10,942

(18% of all cases)

Deaths

2,700

(4% of all cases)

Cases in facility staff/residents

Wakulla

Long-term care

12

(36% of all cases)

Correctional

4

(12% of all cases)

Statewide

Long-term care

10,012

(16% of all cases)

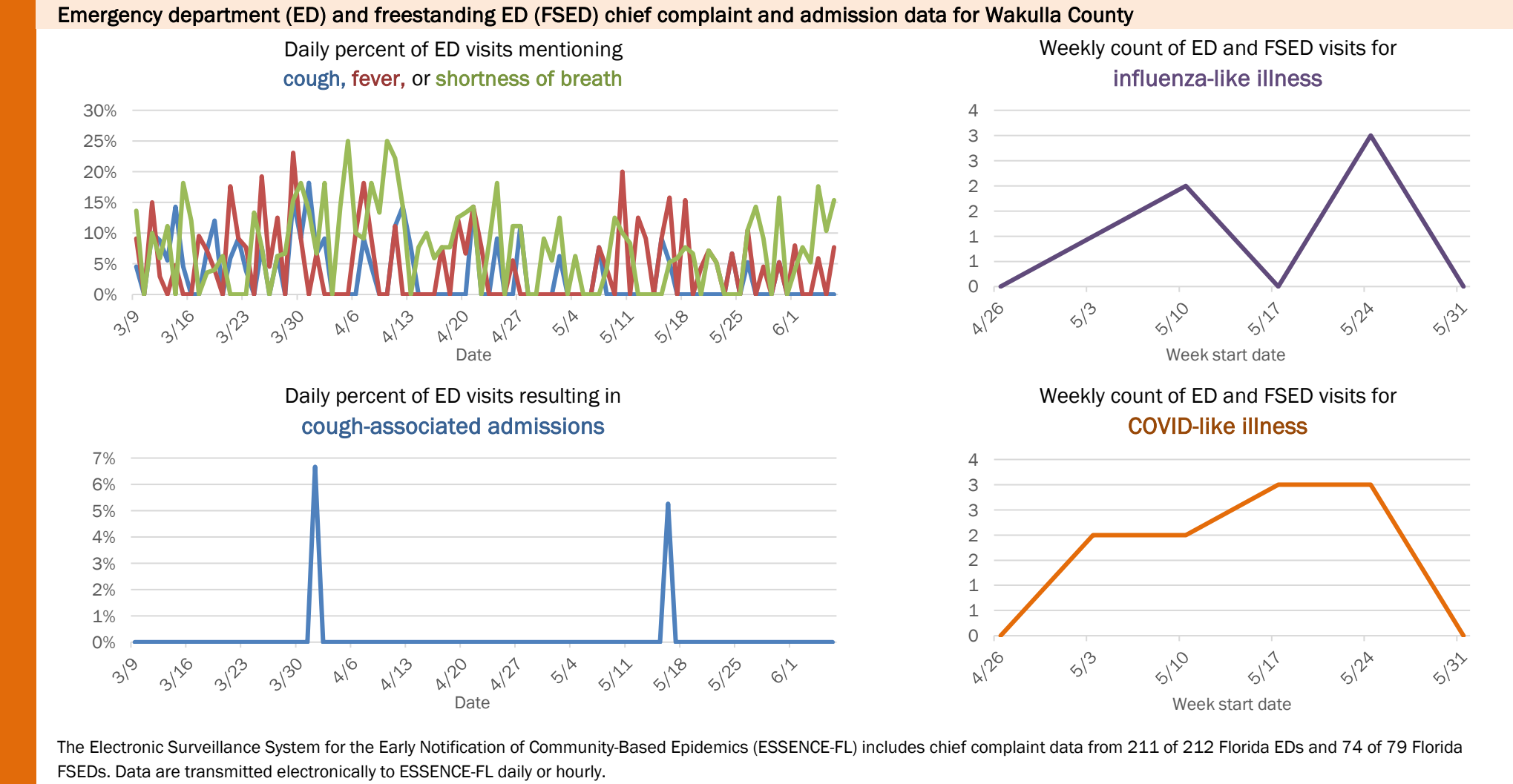
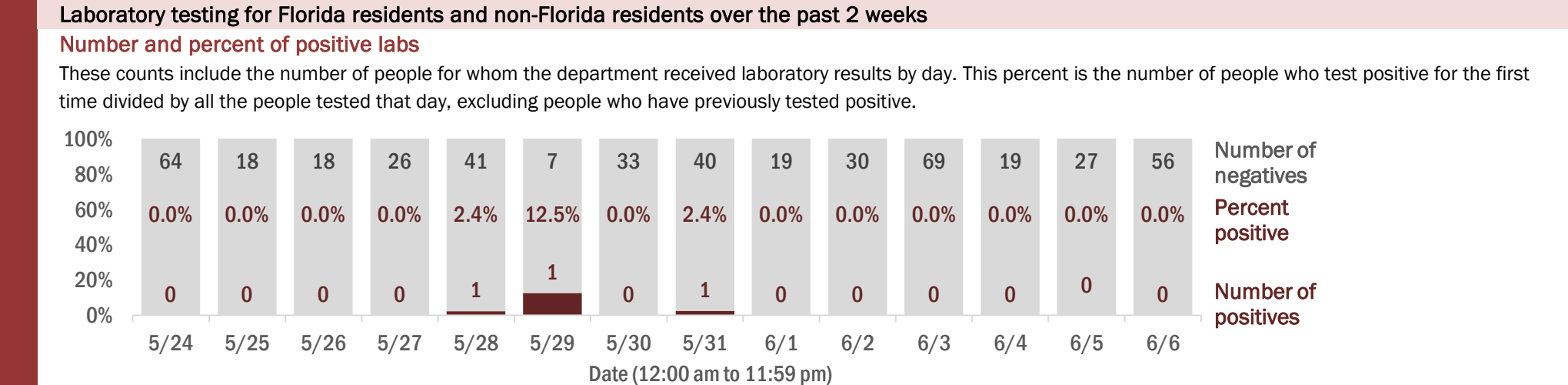
Correctional

2,832

(5% of all cases)

Hospitalization counts include anyone who was hospitalized at some point during their illness. It does not reflect the number of people currently hospitalized.

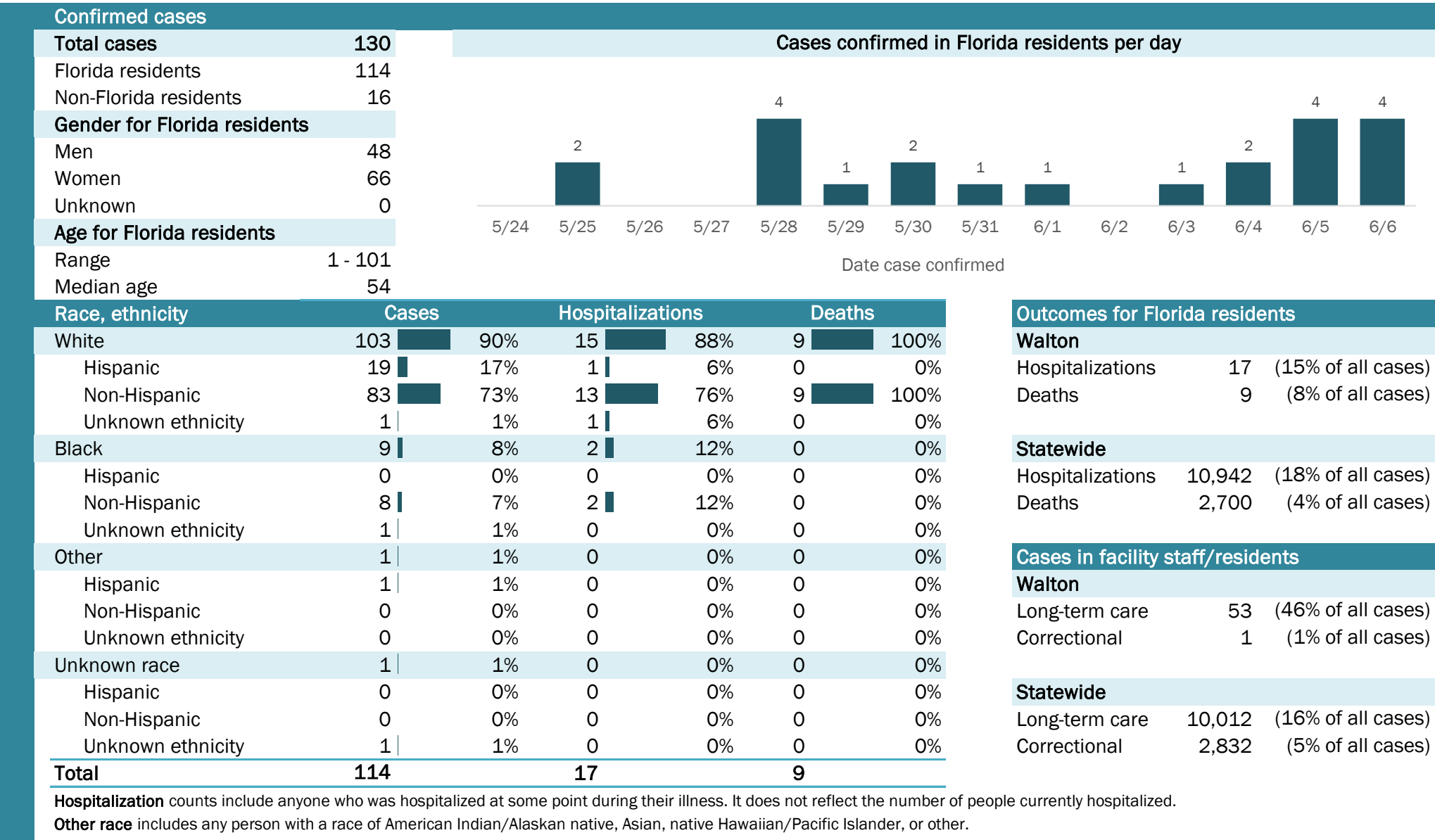
Other race includes any person with a race of American Indian/Alaskan native, Asian, native Hawaiian/Pacific Islander, or other.



Coronavirus: summary for Walton County

Data for Jun 7, 2020 (verified at 10 AM)

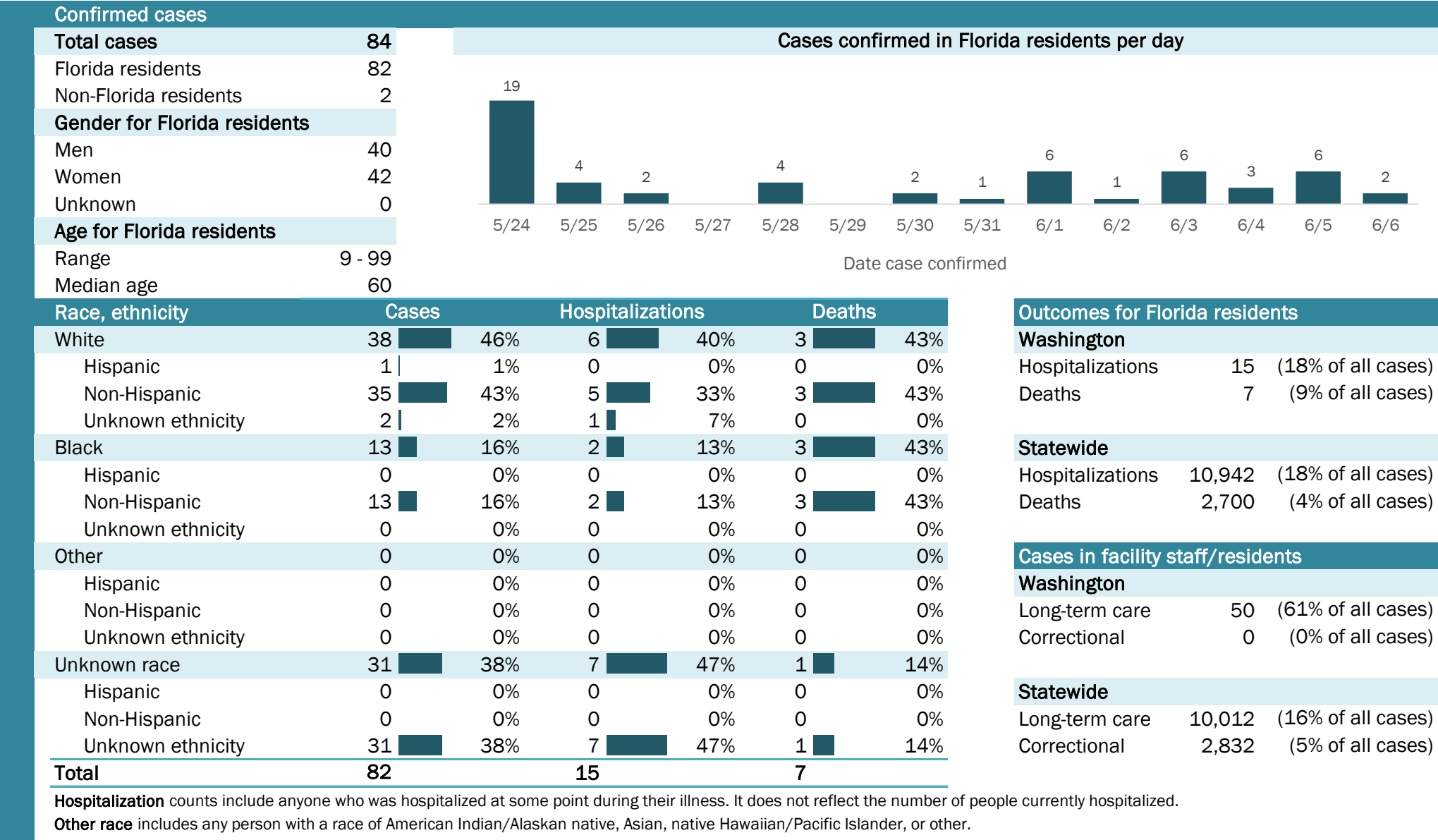
Data in this report are provisional and subject to change.



Coronavirus: summary for Washington County

Data for Jun 7, 2020 (verified at 10 AM)

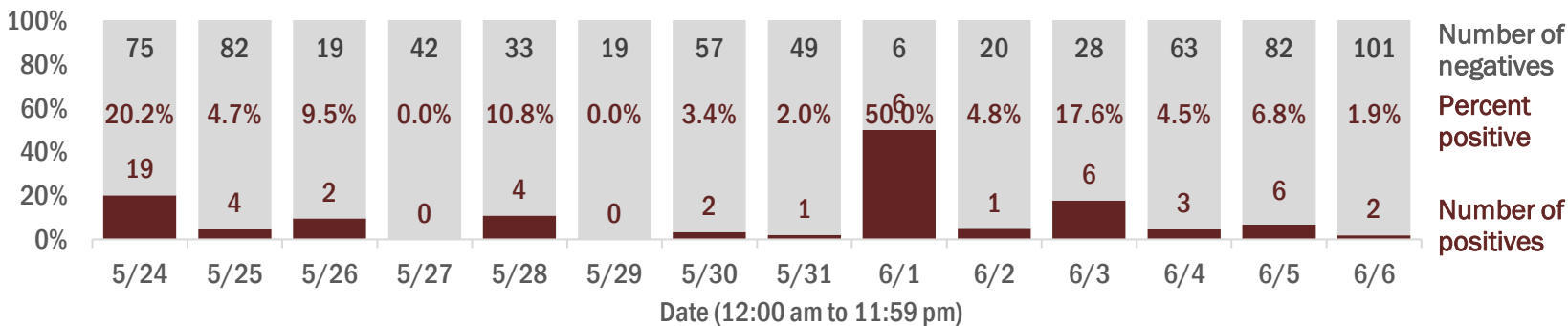
Data in this report are provisional and subject to change.



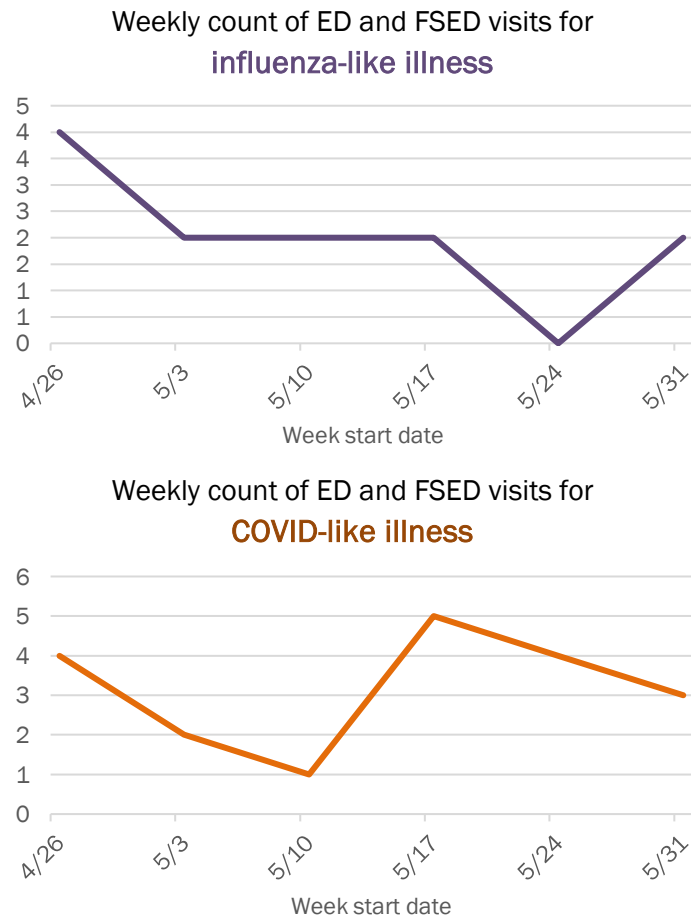
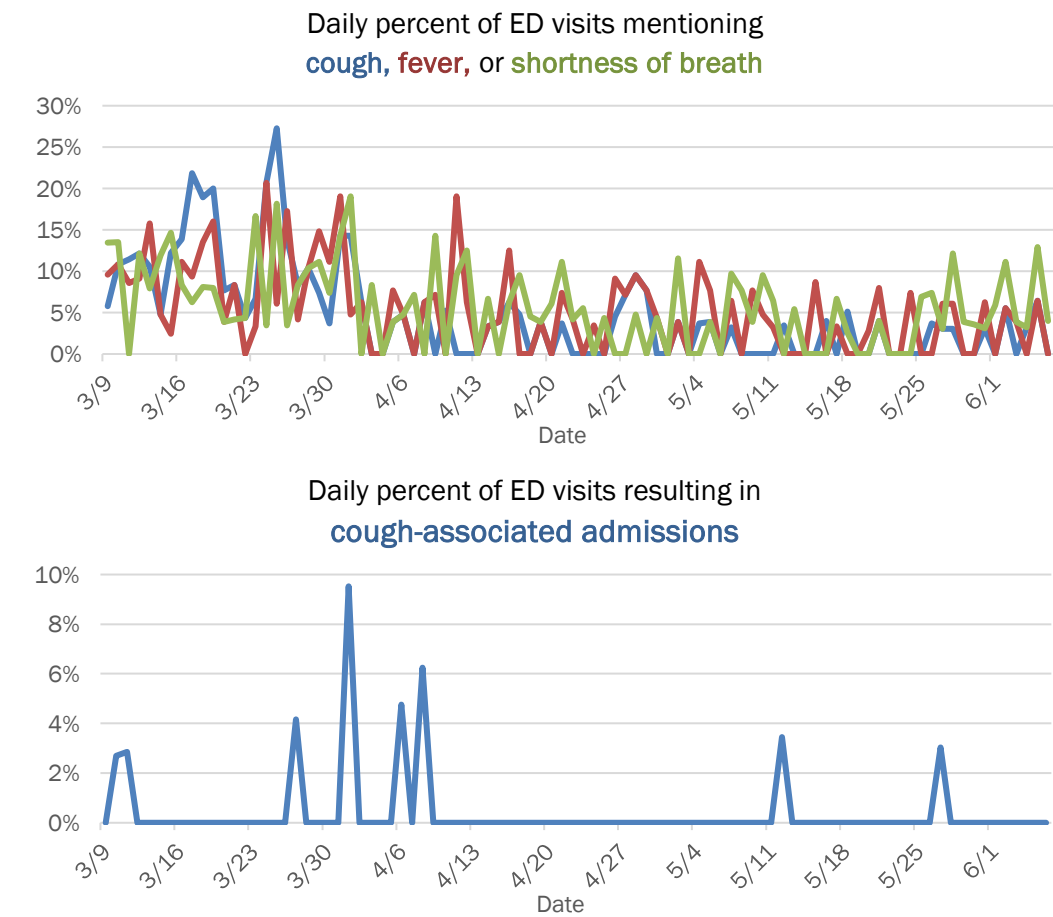
Laboratory testing for Florida residents and non-Florida residents over the past 2 weeks

Number and percent of positive labs

These counts include the number of people for whom the department received laboratory results by day. This percent is the number of people who test positive for the first time divided by all the people tested that day, excluding people who have previously tested positive.



Emergency department (ED) and freestanding ED (FSED) chief complaint and admission data for Washington County



The Electronic Surveillance System for the Early Notification of Community-Based Epidemics (ESSENCE-FL) includes chief complaint data from 211 of 212 Florida EDs and 74 of 79 Florida FSEDs. Data are transmitted electronically to ESSENCE-FL daily or hourly.