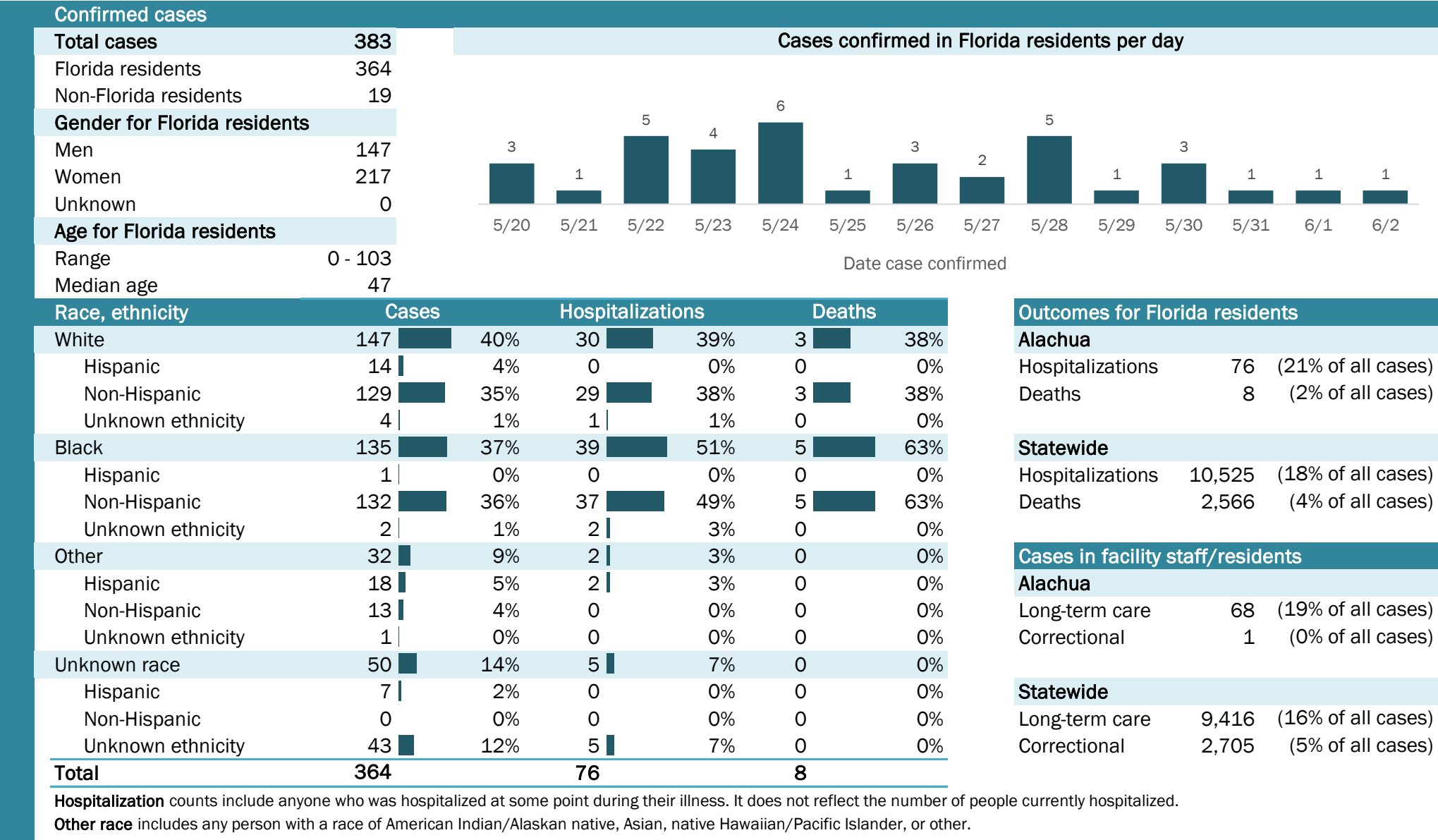


Coronavirus: summary for Alachua County

Data for Jun 3, 2020 (verified at 10 AM)

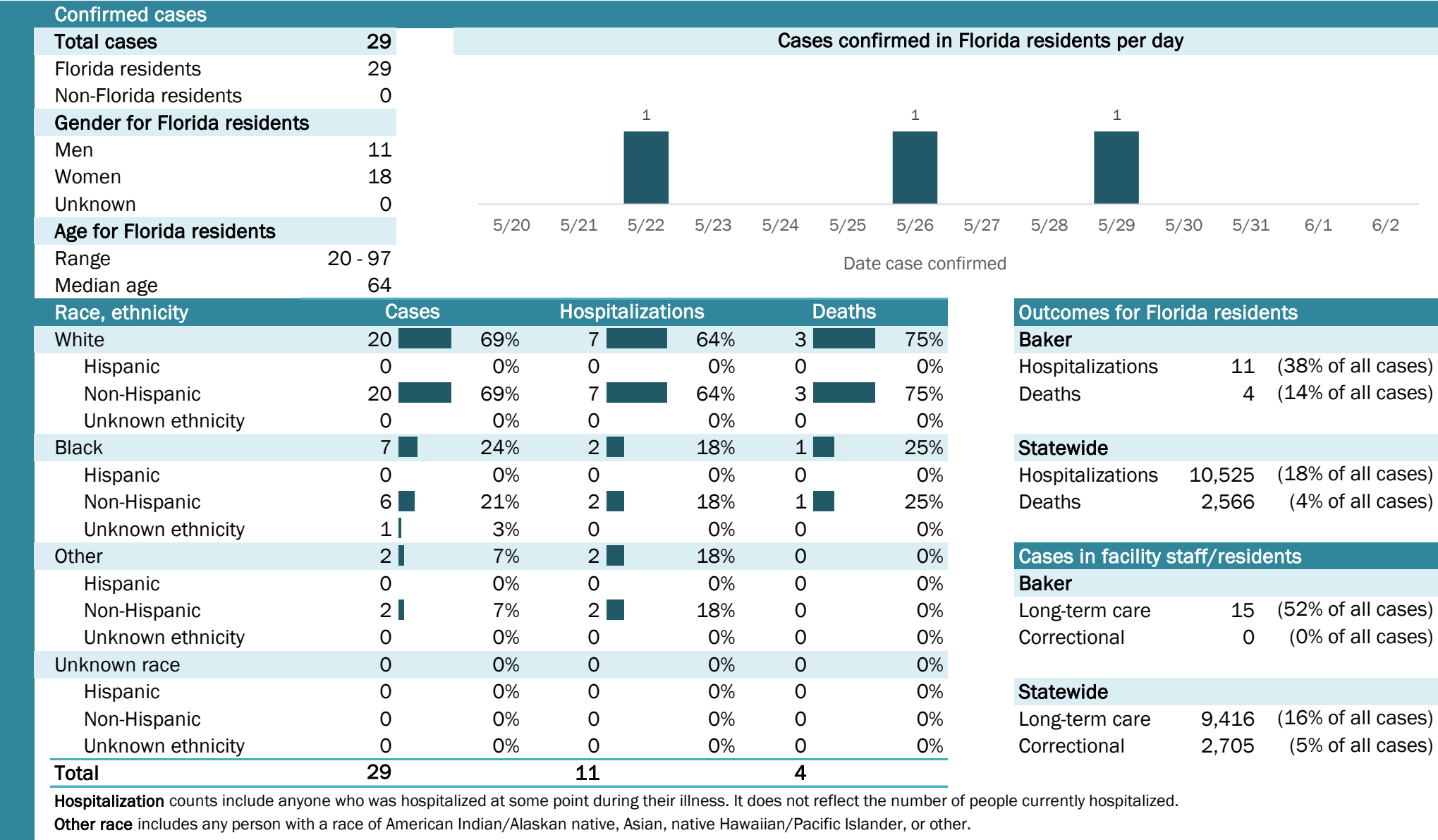
Data in this report are provisional and subject to change.



Coronavirus: summary for Baker County

Data for Jun 3, 2020 (verified at 10 AM)

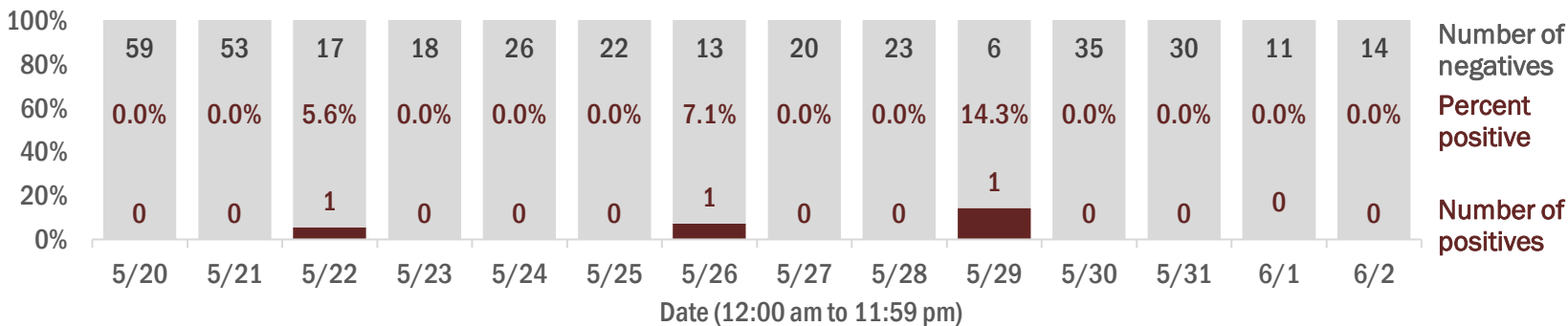
Data in this report are provisional and subject to change.



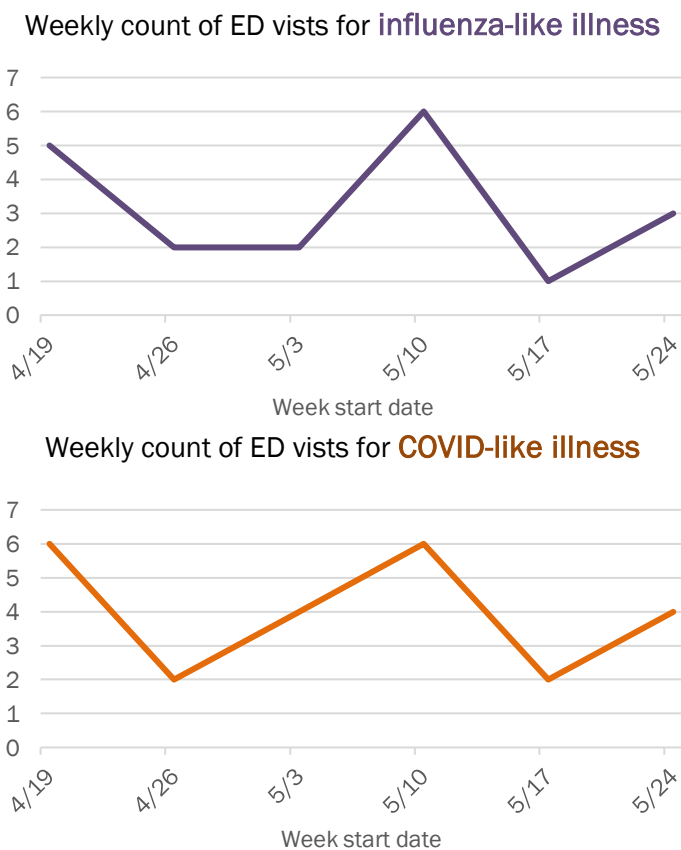
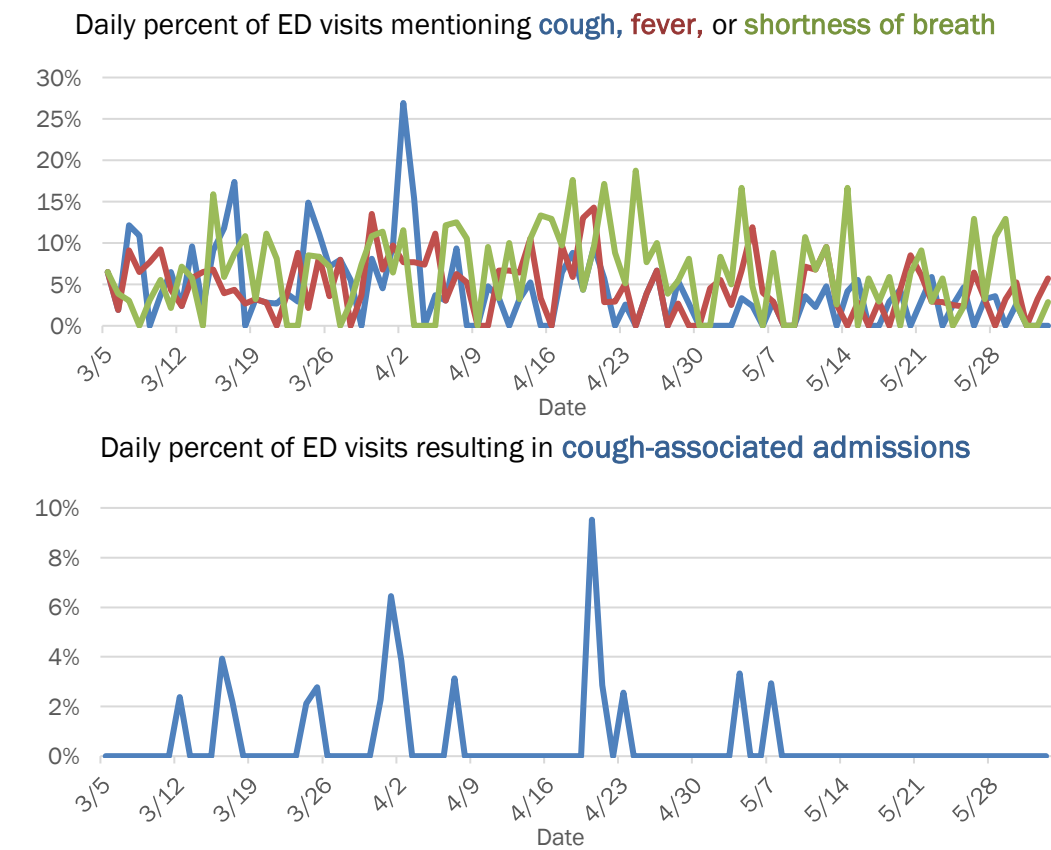
Laboratory testing for Florida residents and non-Florida residents over the past 2 weeks

Number and percent of positive labs

These counts include the number of people for whom the department received laboratory results by day. This percent is the number of people who test positive for the first time divided by all the people tested that day, excluding people who have previously tested positive.



Emergency department (ED) chief complaint and admission data for Baker County



The Electronic Surveillance System for the Early Notification of Community-Based Epidemics (ESSENCE-FL) includes chief complaint data from 211 of 212 Florida EDs. Data are transmitted electronically to ESSENCE-FL daily or hourly.

Coronavirus: summary for Bay County

Data for Jun 3, 2020 (verified at 10 AM)

Data in this report are provisional and subject to change.

Confirmed cases

Total cases

105

Florida residents

103

Non-Florida residents

2

Gender for Florida residents

Men

59

Women

44

Unknown

0

Age for Florida residents

Range

2 - 93

Median age

47

Cases confirmed in Florida residents per day

6

2

1

2

1

1

5

5/20

5/21

5/22

5/23

5/24

5/25

5/26

5/27

5/28

5/29

5/30

5/31

6/1

6/2

Date case confirmed

Race, ethnicity	Cases	Hospitalizations	Deaths
White	7977%	862%	3100%
Hispanic	2322%	18%	00%
Non-Hispanic	5452%	754%	3100%
Unknown ethnicity	22%	00%	00%
Black	1212%	323%	00%
Hispanic	00%	00%	00%
Non-Hispanic	1212%	323%	00%
Unknown ethnicity	00%	00%	00%
Other	77%	215%	00%
Hispanic	44%	18%	00%
Non-Hispanic	22%	18%	00%
Unknown ethnicity	11%	00%	00%
Unknown race	55%	00%	00%
Hispanic	00%	00%	00%
Non-Hispanic	00%	00%	00%
Unknown ethnicity	55%	00%	00%
Total	103	13	3

Hospitalization

counts include anyone who was hospitalized at some point during their illness. It does not reflect the number of people currently hospitalized.

Other race

includes any person with a race of American Indian/Alaskan native, Asian, native Hawaiian/Pacific Islander, or other.

Outcomes for Florida residents

Bay

Hospitalizations

13

(13% of all cases)

Deaths

3

(3% of all cases)

Statewide

Hospitalizations

10,525

(18% of all cases)

Deaths

2,566

(4% of all cases)

Cases in facility staff/residents

Bay

Long-term care

8

(8% of all cases)

Correctional

3

(3% of all cases)

Statewide

Long-term care

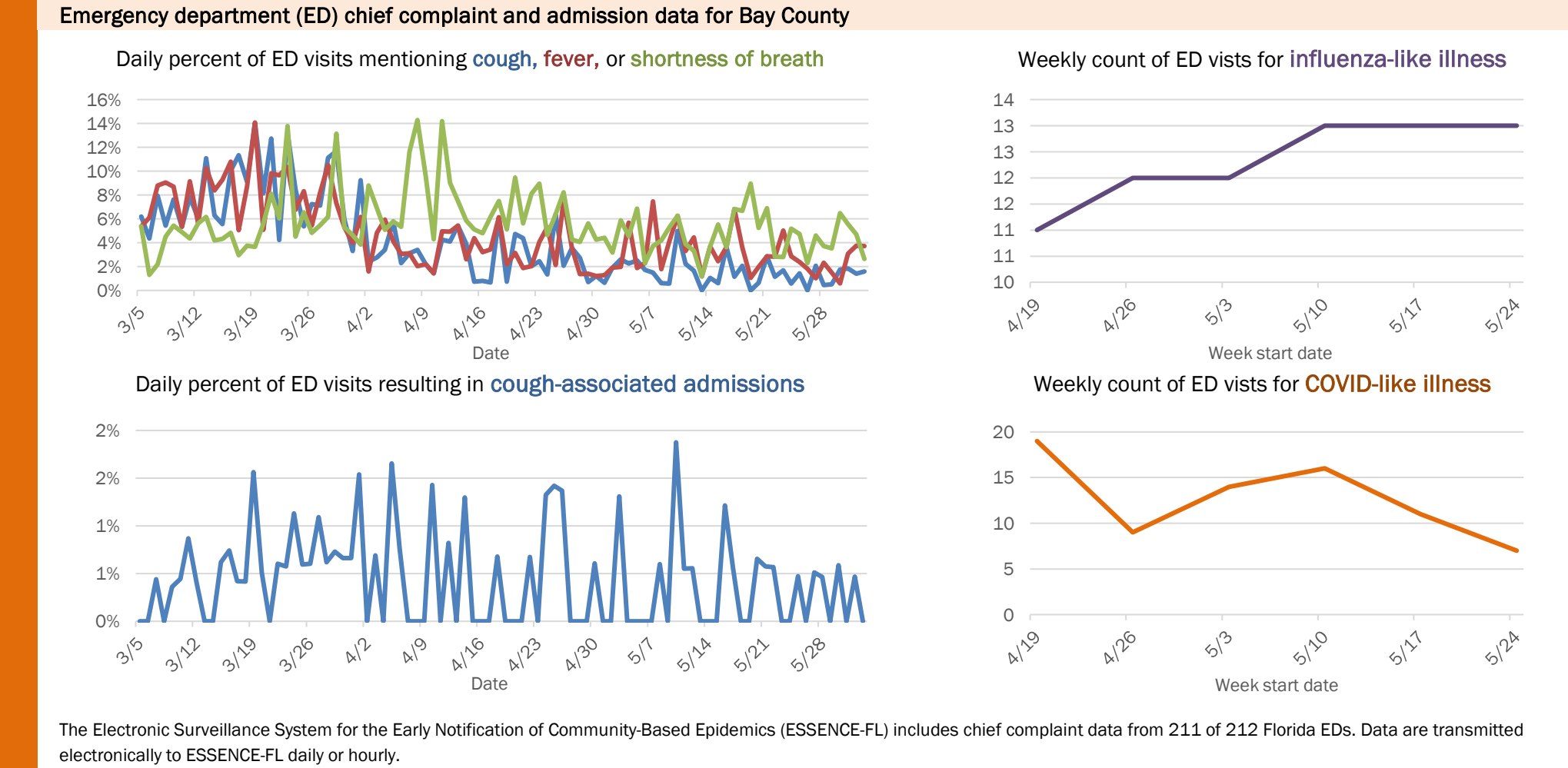
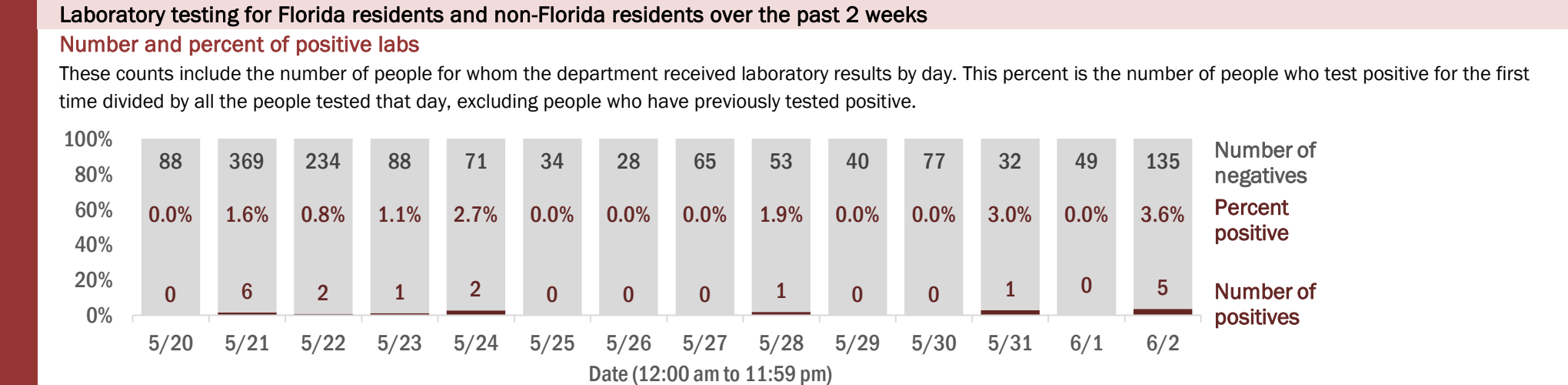
9,416

(16% of all cases)

Correctional

2,705

(5% of all cases)



Coronavirus: summary for Bradford County

Data for Jun 3, 2020 (verified at 10 AM)

Data in this report are provisional and subject to change.

Confirmed cases

Total cases

51

Florida residents

51

Non-Florida residents

0

Gender for Florida residents

Men

10

Women

41

Unknown

0

Age for Florida residents

Range

8 - 107

Median age

72

Cases confirmed in Florida residents per day

1

5/205/215/225/235/245/255/265/275/285/295/305/316/16/2

Date case confirmed

Race, ethnicity	Cases	Hospitalizations	Deaths
White	4588%	982%	2100%
Hispanic	00%	00%	00%
Non-Hispanic	4588%	982%	2100%
Unknown ethnicity	00%	00%	00%
Black	510%	19%	00%
Hispanic	00%	00%	00%
Non-Hispanic	510%	19%	00%
Unknown ethnicity	00%	00%	00%
Other	12%	19%	00%
Hispanic	00%	00%	00%
Non-Hispanic	12%	19%	00%
Unknown ethnicity	00%	00%	00%
Unknown race	00%	00%	00%
Hispanic	00%	00%	00%
Non-Hispanic	00%	00%	00%
Unknown ethnicity	00%	00%	00%
Total	51	11	2

Hospitalization

counts include anyone who was hospitalized at some point during their illness. It does not reflect the number of people currently hospitalized.

Other race

includes any person with a race of American Indian/Alaskan native, Asian, native Hawaiian/Pacific Islander, or other.

Outcomes for Florida residents

Bradford

Hospitalizations

11

(22% of all cases)

Deaths

2

(4% of all cases)

Statewide

Hospitalizations

10,525

(18% of all cases)

Deaths

2,566

(4% of all cases)

Cases in facility staff/residents

Bradford

Long-term care

28

(55% of all cases)

Correctional

0

(0% of all cases)

Statewide

Long-term care

9,416

(16% of all cases)

Correctional

2,705

(5% of all cases)

Laboratory testing for Florida residents and non-Florida residents over the past 2 weeks

Number and percent of positive labs

These counts include the number of people for whom the department received laboratory results by day. This percent is the number of people who test positive for the first time divided by all the people tested that day, excluding people who have previously tested positive.

Date	Number of negatives	Percent positive	Number of positives
5/20	115	0.0%	0
5/21	19	0.0%	0
5/22	23	0.0%	0
5/23	36	2.7%	1
5/24	83	0.0%	0
5/25	14	0.0%	0
5/26	20	0.0%	0
5/27	25	0.0%	0
5/28	44	0.0%	0
5/29	15	0.0%	0
5/30	63	0.0%	0
5/31	22	0.0%	0
6/1	24	0.0%	0
6/2	15	0.0%	0

Emergency department (ED) chief complaint and admission data for Bradford County

Daily percent of ED visits mentioning cough, fever, or shortness of breath

Daily percent of ED visits resulting in cough-associated admissions

Weekly count of ED vists for influenza-like illness

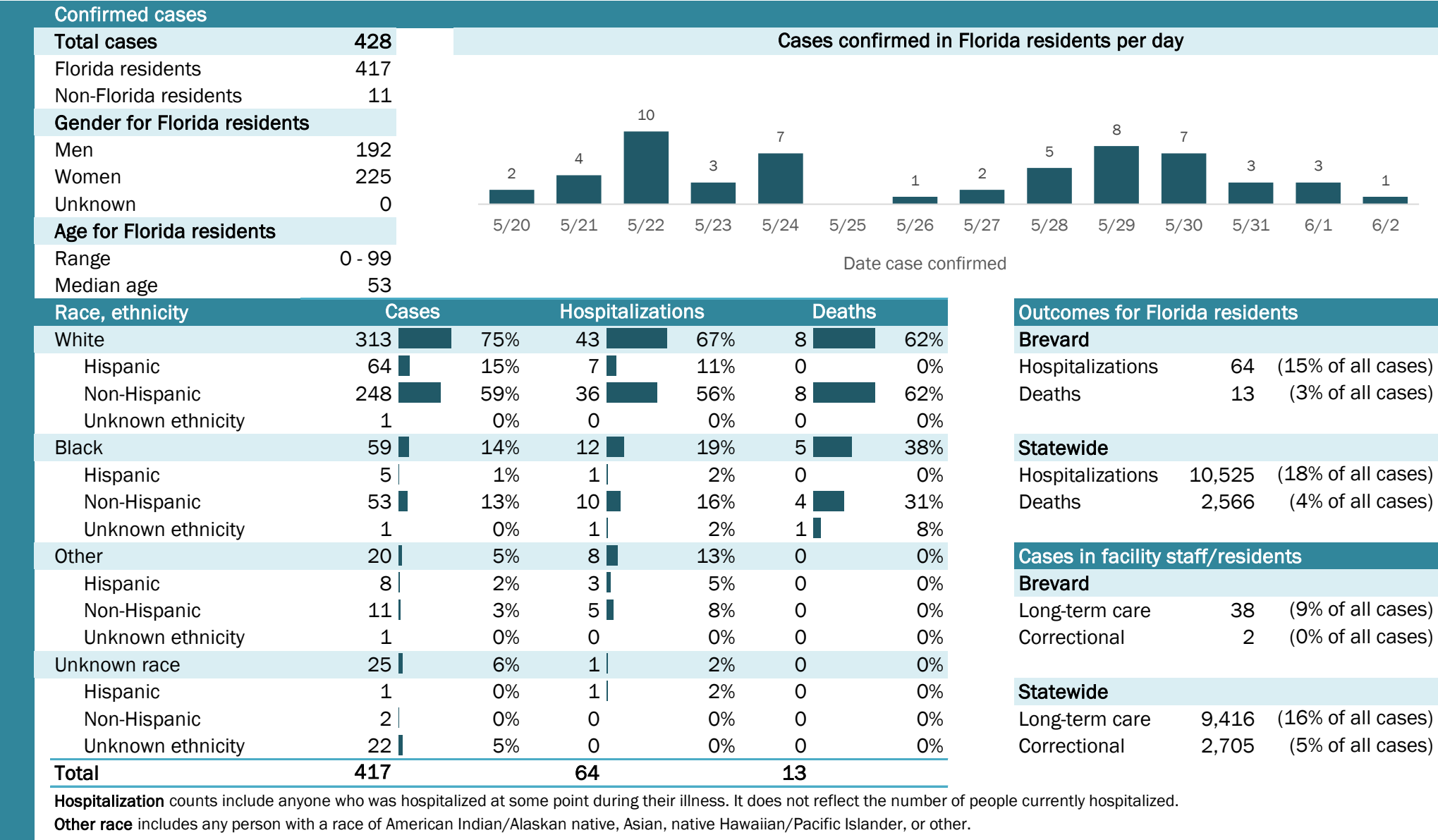
Weekly count of ED vists for COVID-like illness

The Electronic Surveillance System for the Early Notification of Community-Based Epidemics (ESSENCE-FL) includes chief complaint data from 211 of 212 Florida EDs. Data are transmitted electronically to ESSENCE-FL daily or hourly.

Coronavirus: summary for Brevard County

Data for Jun 3, 2020 (verified at 10 AM)

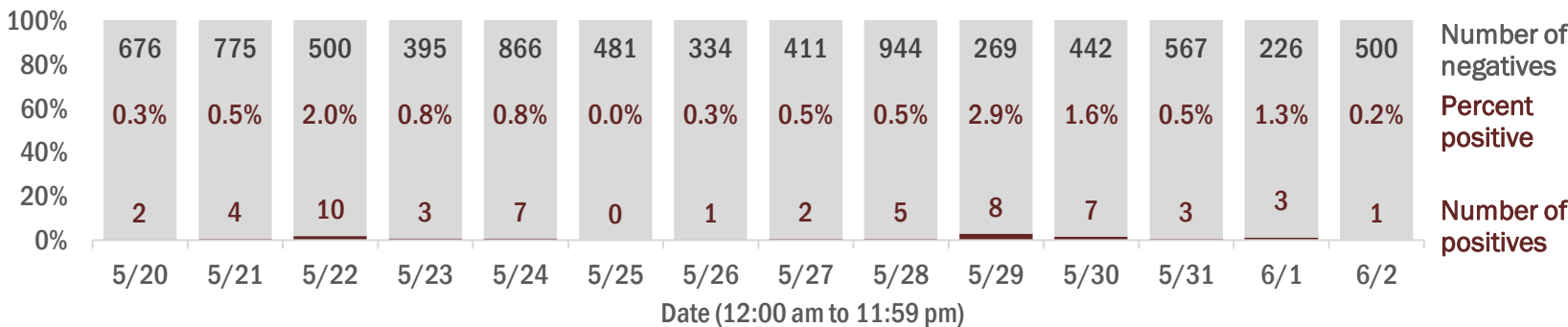
Data in this report are provisional and subject to change.



Laboratory testing for Florida residents and non-Florida residents over the past 2 weeks

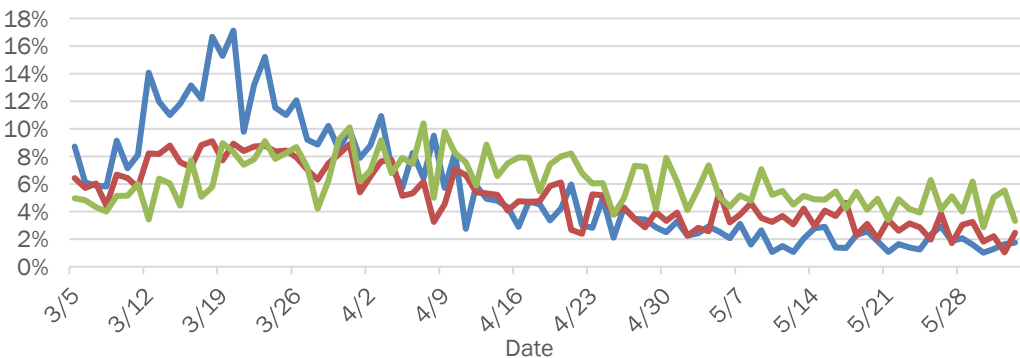
Number and percent of positive labs

These counts include the number of people for whom the department received laboratory results by day. This percent is the number of people who test positive for the first time divided by all the people tested that day, excluding people who have previously tested positive.

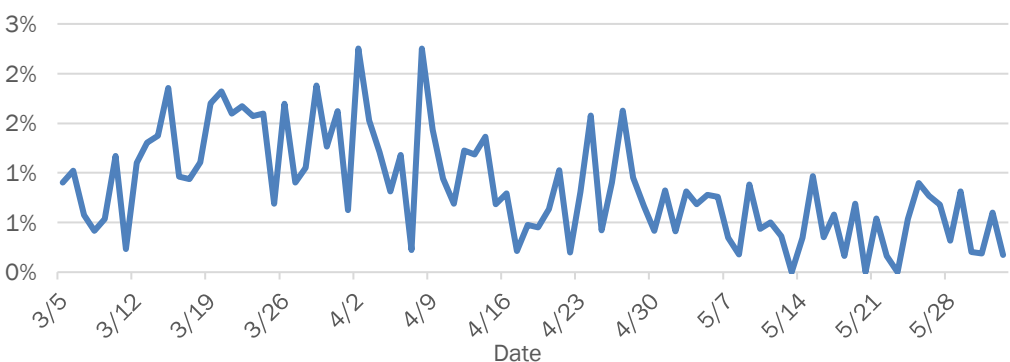


Emergency department (ED) chief complaint and admission data for Brevard County

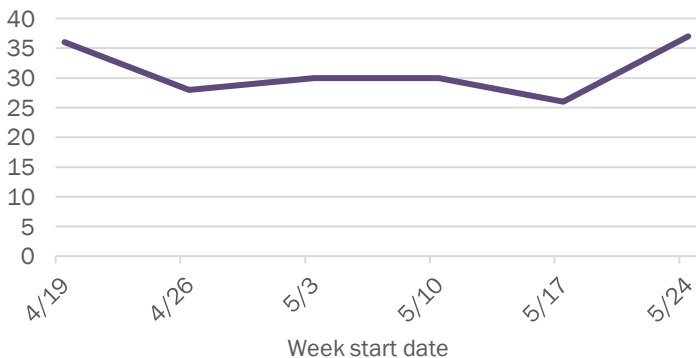
Daily percent of ED visits mentioning cough, fever, or shortness of breath



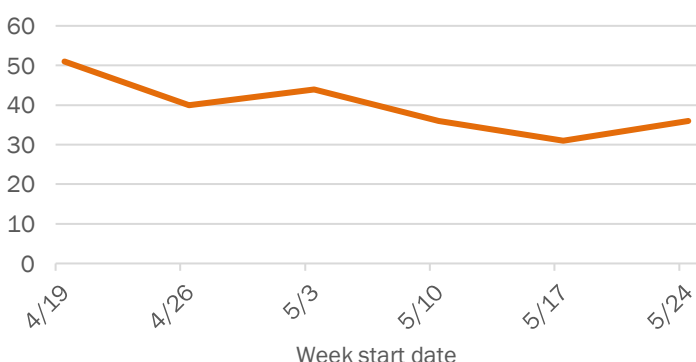
Daily percent of ED visits resulting in cough-associated admissions



Weekly count of ED vists for influenza-like illness



Weekly count of ED vists for COVID-like illness

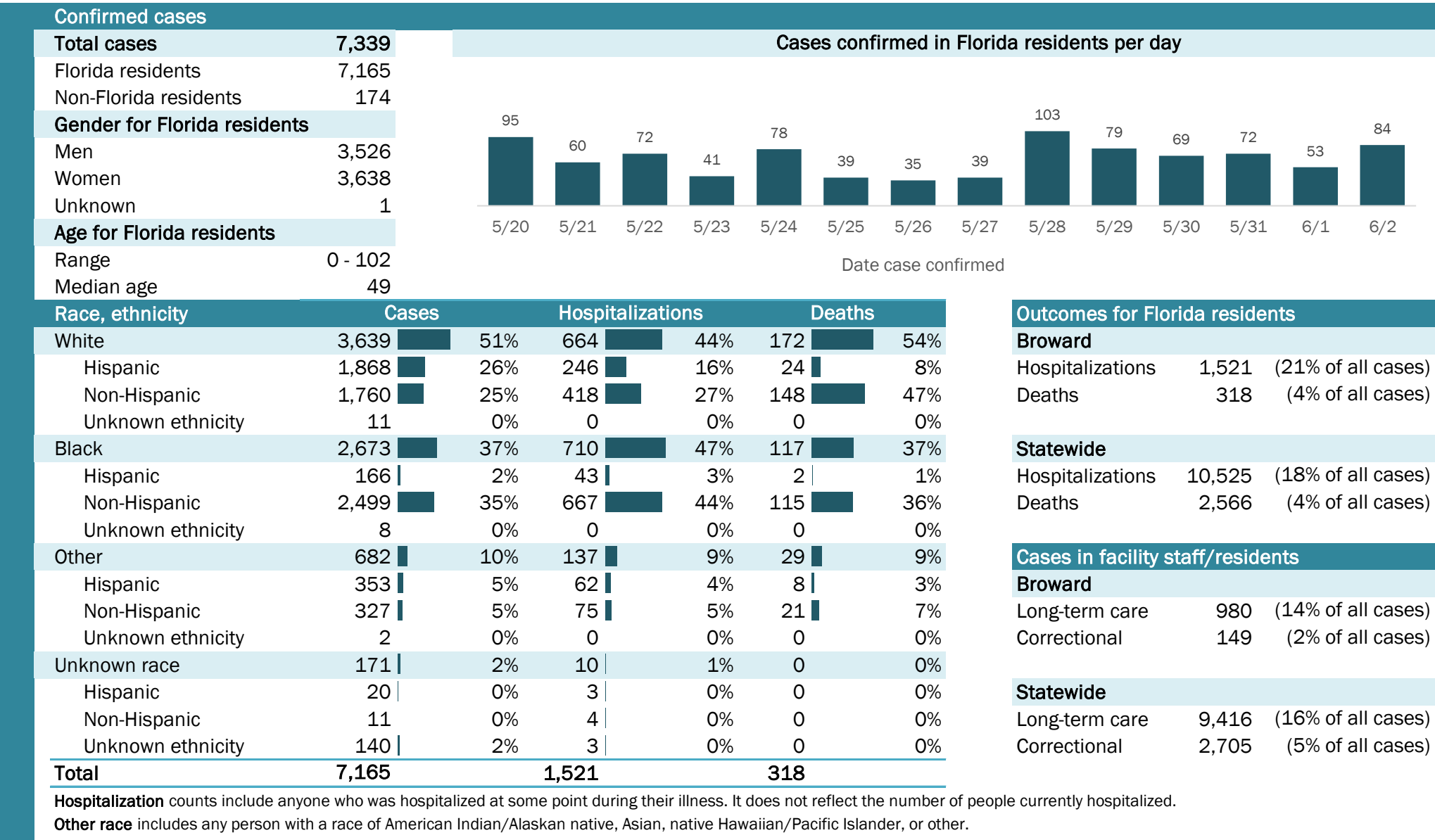


The Electronic Surveillance System for the Early Notification of Community-Based Epidemics (ESSENCE-FL) includes chief complaint data from 211 of 212 Florida EDs. Data are transmitted electronically to ESSENCE-FL daily or hourly.

Coronavirus: summary for Broward County

Data for Jun 3, 2020 (verified at 10 AM)

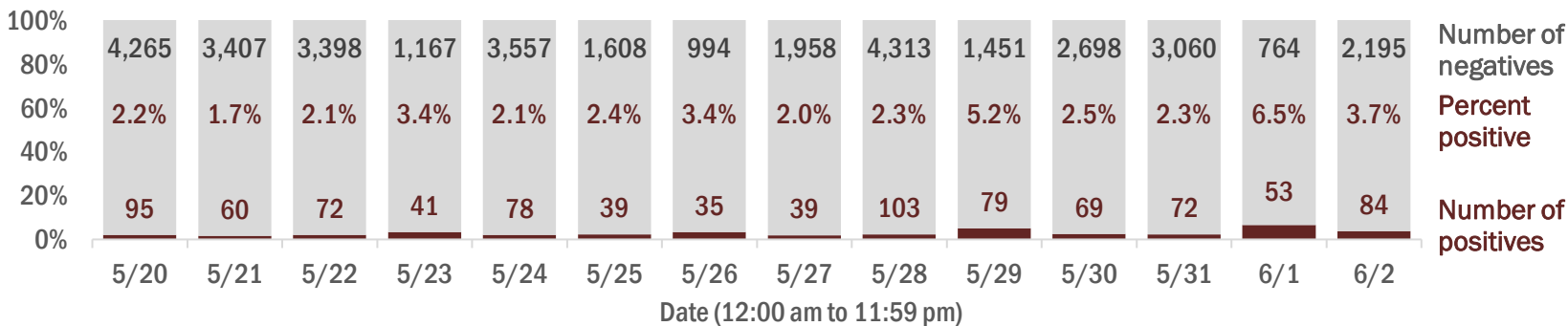
Data in this report are provisional and subject to change.



Laboratory testing for Florida residents and non-Florida residents over the past 2 weeks

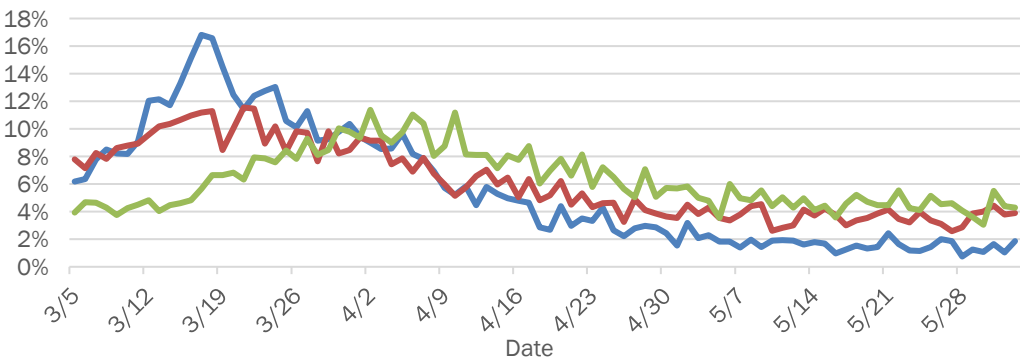
Number and percent of positive labs

These counts include the number of people for whom the department received laboratory results by day. This percent is the number of people who test positive for the first time divided by all the people tested that day, excluding people who have previously tested positive.

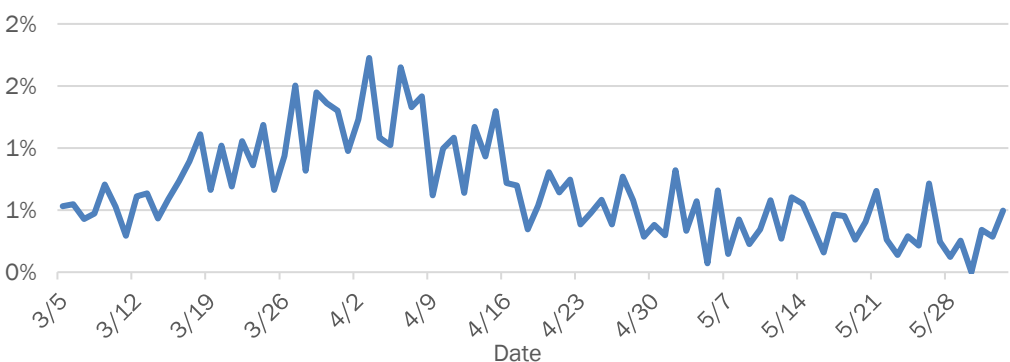


Emergency department (ED) chief complaint and admission data for Broward County

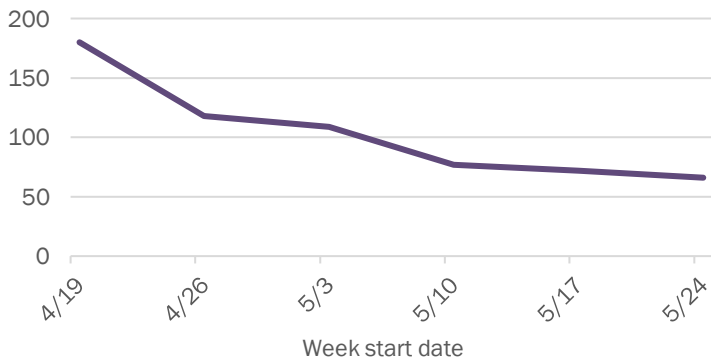
Daily percent of ED visits mentioning cough, fever, or shortness of breath



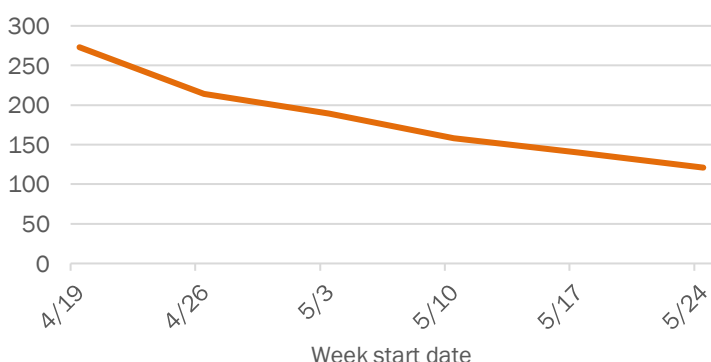
Daily percent of ED visits resulting in cough-associated admissions



Weekly count of ED visits for influenza-like illness



Weekly count of ED visits for COVID-like illness

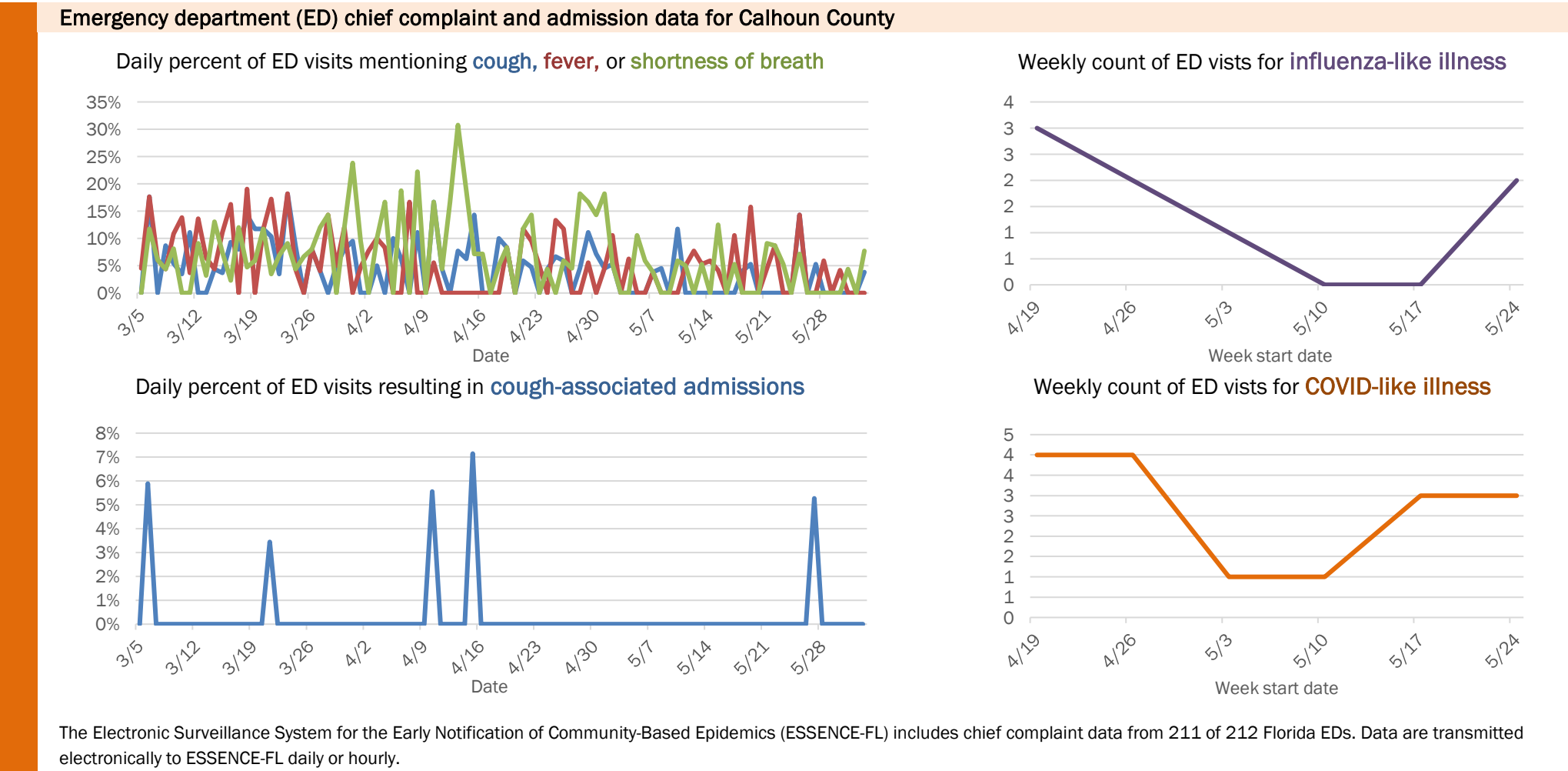
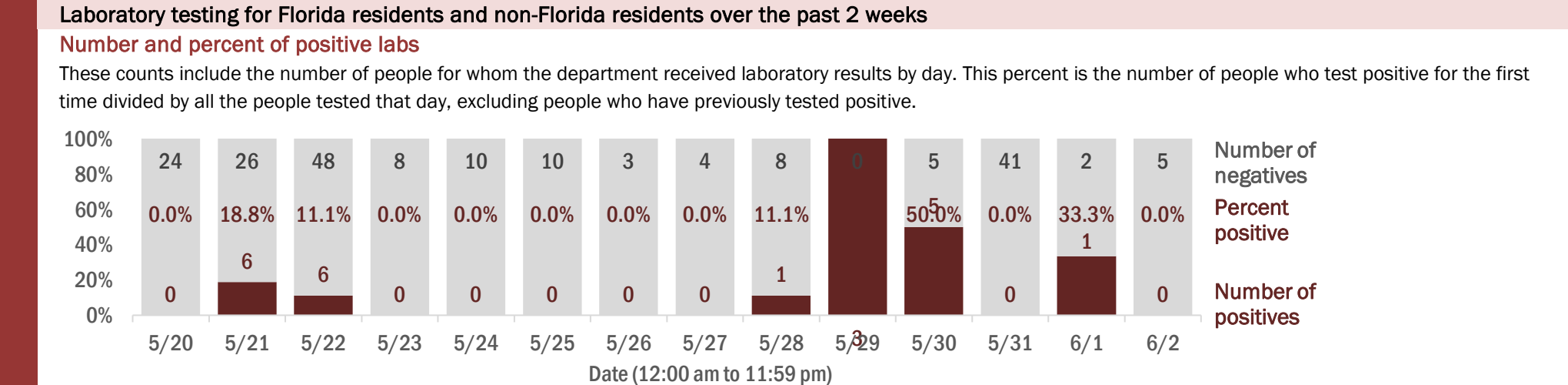
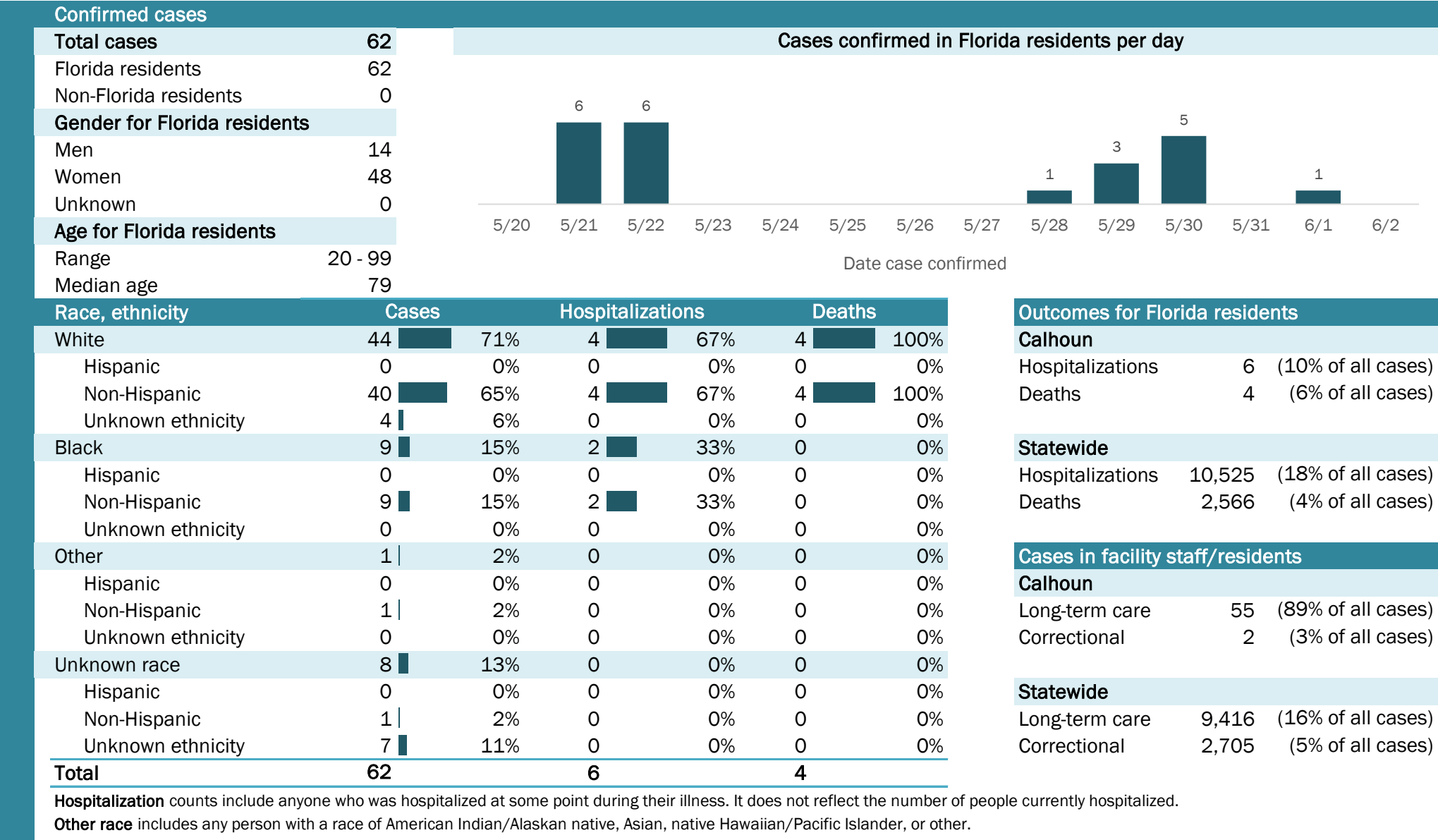


The Electronic Surveillance System for the Early Notification of Community-Based Epidemics (ESSENCE-FL) includes chief complaint data from 211 of 212 Florida EDs. Data are transmitted electronically to ESSENCE-FL daily or hourly.

Coronavirus: summary for Calhoun County

Data for Jun 3, 2020 (verified at 10 AM)

Data in this report are provisional and subject to change.



The Electronic Surveillance System for the Early Notification of Community-Based Epidemics (ESSENCE-FL) includes chief complaint data from 211 of 212 Florida EDs. Data are transmitted electronically to ESSENCE-FL daily or hourly.

Coronavirus: summary for Charlotte County

Data for Jun 3, 2020 (verified at 10 AM)

Data in this report are provisional and subject to change.

Confirmed cases

Total cases

470

Florida residents

468

Non-Florida residents

2

Gender for Florida residents

Men

177

Women

291

Unknown

0

Age for Florida residents

Range

0 - 101

Median age

66

Cases confirmed in Florida residents per day

12

3

4

6

5

3

2

5

7

3

9

4

2

7

5/20

5/21

5/22

5/23

5/24

5/25

5/26

5/27

5/28

5/29

5/30

5/31

6/1

6/2

Date case confirmed

Race, ethnicity	Cases	Hospitalizations	Deaths
White	38081%	10382%	5987%
Hispanic	174%	32%	11%
Non-Hispanic	35676%	9878%	5885%
Unknown ethnicity	71%	22%	00%
Black	5211%	1210%	57%
Hispanic	10%	00%	00%
Non-Hispanic	5011%	1210%	57%
Unknown ethnicity	10%	00%	00%
Other	102%	22%	00%
Hispanic	31%	00%	00%
Non-Hispanic	71%	22%	00%
Unknown ethnicity	00%	00%	00%
Unknown race	266%	86%	46%
Hispanic	00%	00%	00%
Non-Hispanic	10%	00%	11%
Unknown ethnicity	255%	86%	34%
Total	468	125	68

Hospitalization

counts include anyone who was hospitalized at some point during their illness. It does not reflect the number of people currently hospitalized.

Other race

includes any person with a race of American Indian/Alaskan native, Asian, native Hawaiian/Pacific Islander, or other.

Outcomes for Florida residents

Charlotte

Hospitalizations

125

(27% of all cases)

Deaths

68

(15% of all cases)

Statewide

Hospitalizations

10,525

(18% of all cases)

Deaths

2,566

(4% of all cases)

Cases in facility staff/residents

Charlotte

Long-term care

214

(46% of all cases)

Correctional

2

(0% of all cases)

Statewide

Long-term care

9,416

(16% of all cases)

Correctional

2,705

(5% of all cases)

Laboratory testing for Florida residents and non-Florida residents over the past 2 weeks

Number and percent of positive labs

These counts include the number of people for whom the department received laboratory results by day. This percent is the number of people who test positive for the first time divided by all the people tested that day, excluding people who have previously tested positive.

582

2.0%

12

101

2.9%

3

109

3.5%

4

92

6.1%

6

184

2.6%

5

202

1.5%

3

119

1.7%

2

68

6.8%

5

211

3.2%

7

104

2.8%

3

204

4.2%

9

168

2.3%

4

62

3.1%

2

159

4.2%

7

Number of negatives

Percent positive

Number of positives

5/20

5/21

5/22

5/23

5/24

5/25

5/26

5/27

5/28

5/29

5/30

5/31

6/1

6/2

Date (12:00 am to 11:59 pm)

Emergency department (ED) chief complaint and admission data for Charlotte County

Daily percent of ED visits mentioning cough, fever, or shortness of breath

Daily percent of ED visits resulting in cough-associated admissions

Weekly count of ED vists for influenza-like illness

Weekly count of ED vists for COVID-like illness

The Electronic Surveillance System for the Early Notification of Community-Based Epidemics (ESSENCE-FL) includes chief complaint data from 211 of 212 Florida EDs. Data are transmitted electronically to ESSENCE-FL daily or hourly.

Coronavirus: summary for Citrus County

Data for Jun 3, 2020 (verified at 10 AM)

Data in this report are provisional and subject to change.

Confirmed cases

Total cases

122

Florida residents

122

Non-Florida residents

0

Gender for Florida residents

Men

62

Women

60

Unknown

0

Age for Florida residents

Range

0 - 97

Median age

60

Cases confirmed in Florida residents per day

3

1

1

1

1

5/20

5/21

5/22

5/23

5/24

5/25

5/26

5/27

5/28

5/29

5/30

5/31

6/1

6/2

Date case confirmed

Race, ethnicity	Cases	Hospitalizations	Deaths
White	8670%	3091%	12100%
Hispanic	76%	13%	00%
Non-Hispanic	7763%	2988%	12100%
Unknown ethnicity	22%	00%	00%
Black	11%	00%	00%
Hispanic	00%	00%	00%
Non-Hispanic	11%	00%	00%
Unknown ethnicity	00%	00%	00%
Other	119%	00%	00%
Hispanic	43%	00%	00%
Non-Hispanic	65%	00%	00%
Unknown ethnicity	11%	00%	00%
Unknown race	2420%	39%	00%
Hispanic	32%	00%	00%
Non-Hispanic	00%	00%	00%
Unknown ethnicity	2117%	39%	00%
Total	122	33	12

Hospitalization

counts include anyone who was hospitalized at some point during their illness. It does not reflect the number of people currently hospitalized.

Other race

includes any person with a race of American Indian/Alaskan native, Asian, native Hawaiian/Pacific Islander, or other.

Outcomes for Florida residents

Citrus

Hospitalizations

33

(27% of all cases)

Deaths

12

(10% of all cases)

Statewide

Hospitalizations

10,525

(18% of all cases)

Deaths

2,566

(4% of all cases)

Cases in facility staff/residents

Citrus

Long-term care

8

(7% of all cases)

Correctional

3

(2% of all cases)

Statewide

Long-term care

9,416

(16% of all cases)

Correctional

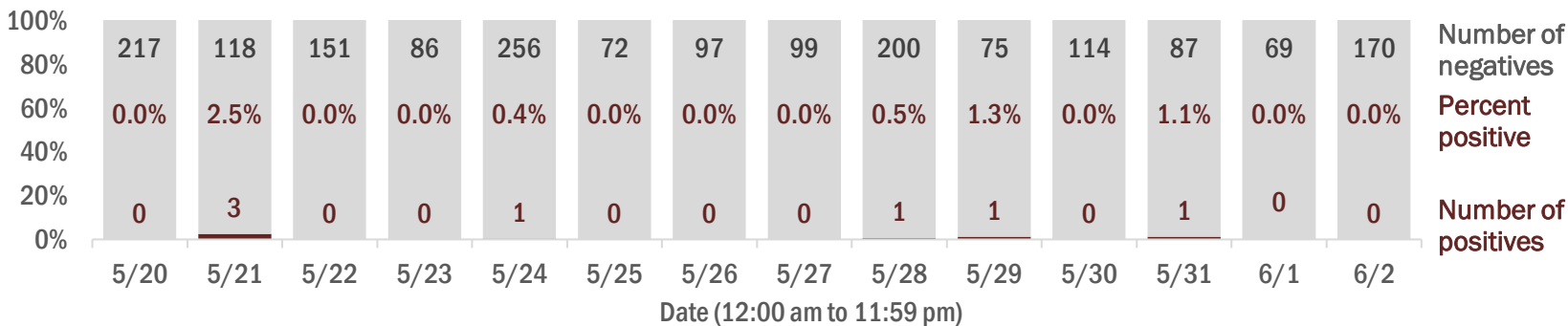
2,705

(5% of all cases)

Laboratory testing for Florida residents and non-Florida residents over the past 2 weeks

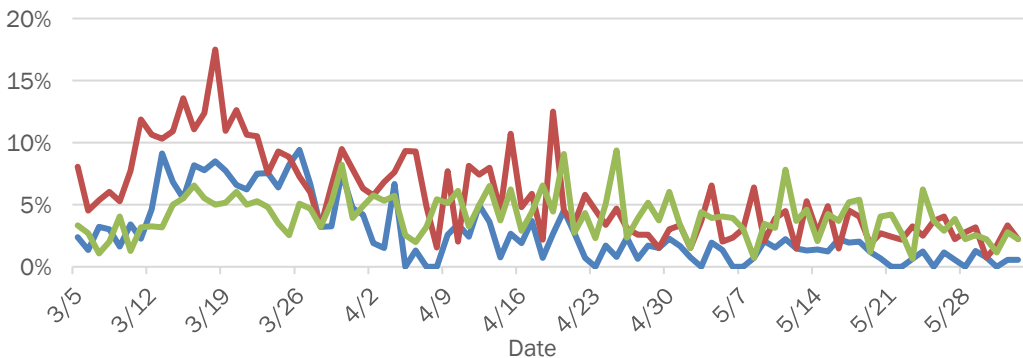
Number and percent of positive labs

These counts include the number of people for whom the department received laboratory results by day. This percent is the number of people who test positive for the first time divided by all the people tested that day, excluding people who have previously tested positive.

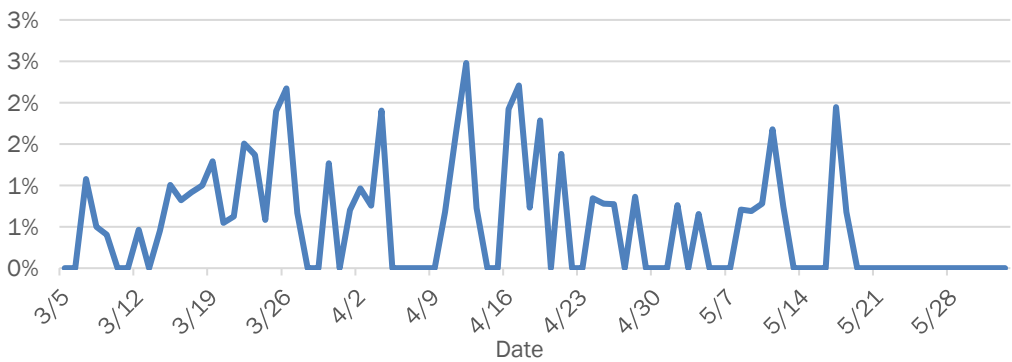


Emergency department (ED) chief complaint and admission data for Citrus County

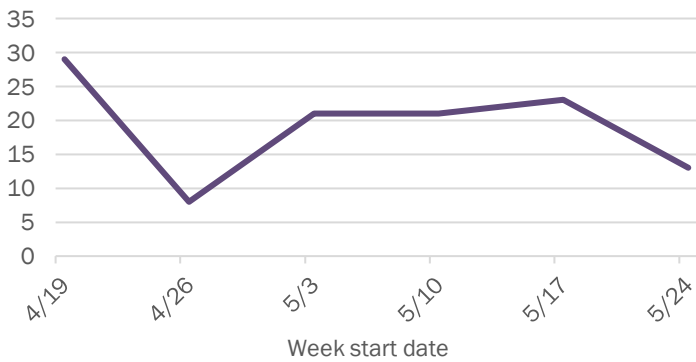
Daily percent of ED visits mentioning cough, fever, or shortness of breath



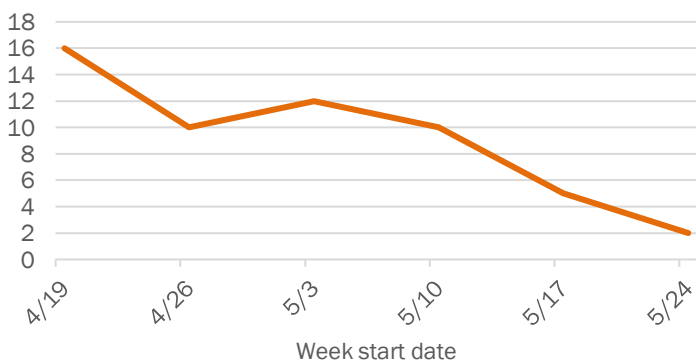
Daily percent of ED visits resulting in cough-associated admissions



Weekly count of ED vists for influenza-like illness



Weekly count of ED vists for COVID-like illness

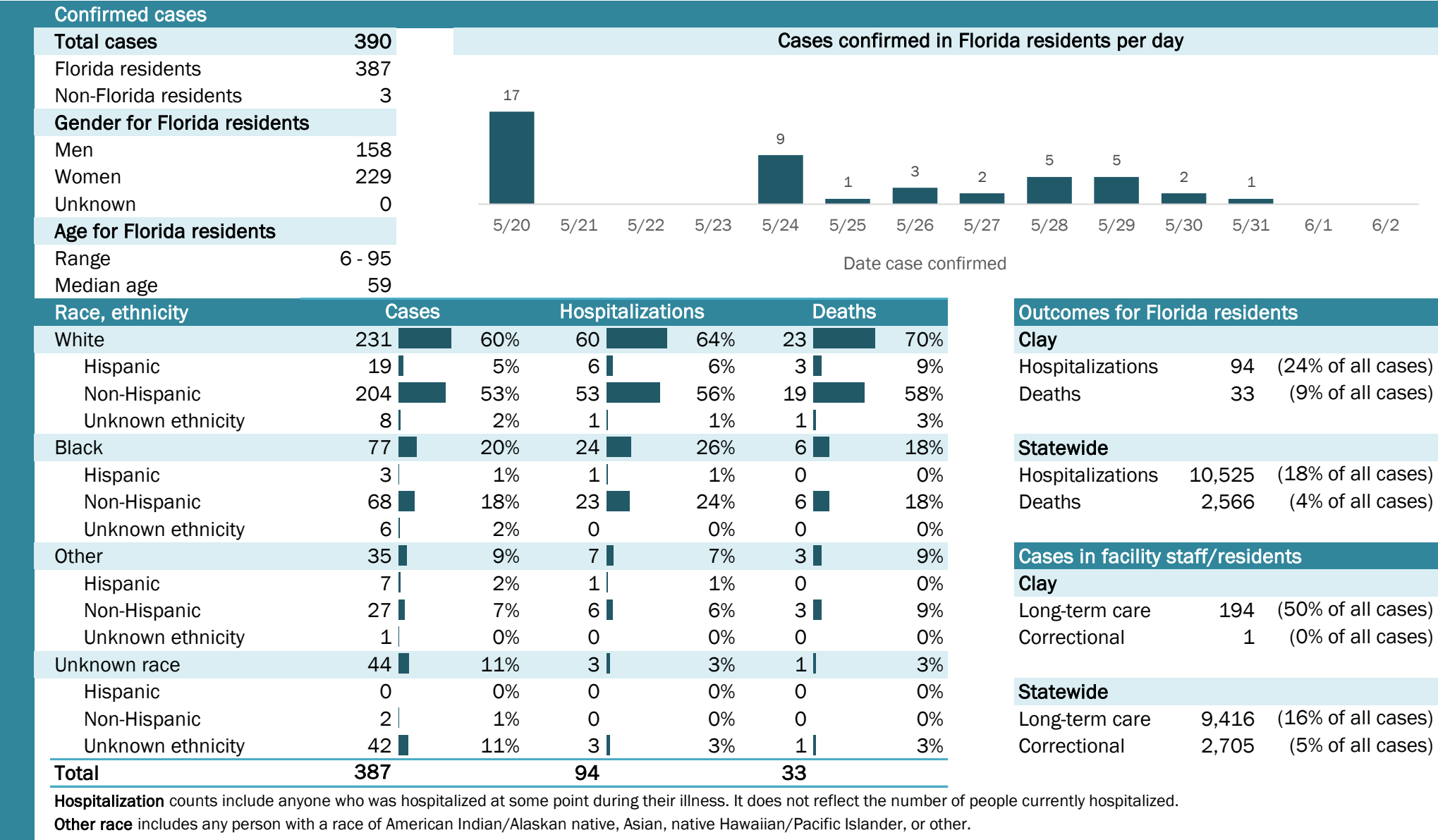


The Electronic Surveillance System for the Early Notification of Community-Based Epidemics (ESSENCE-FL) includes chief complaint data from 211 of 212 Florida EDs. Data are transmitted electronically to ESSENCE-FL daily or hourly.

Coronavirus: summary for Clay County

Data for Jun 3, 2020 (verified at 10 AM)

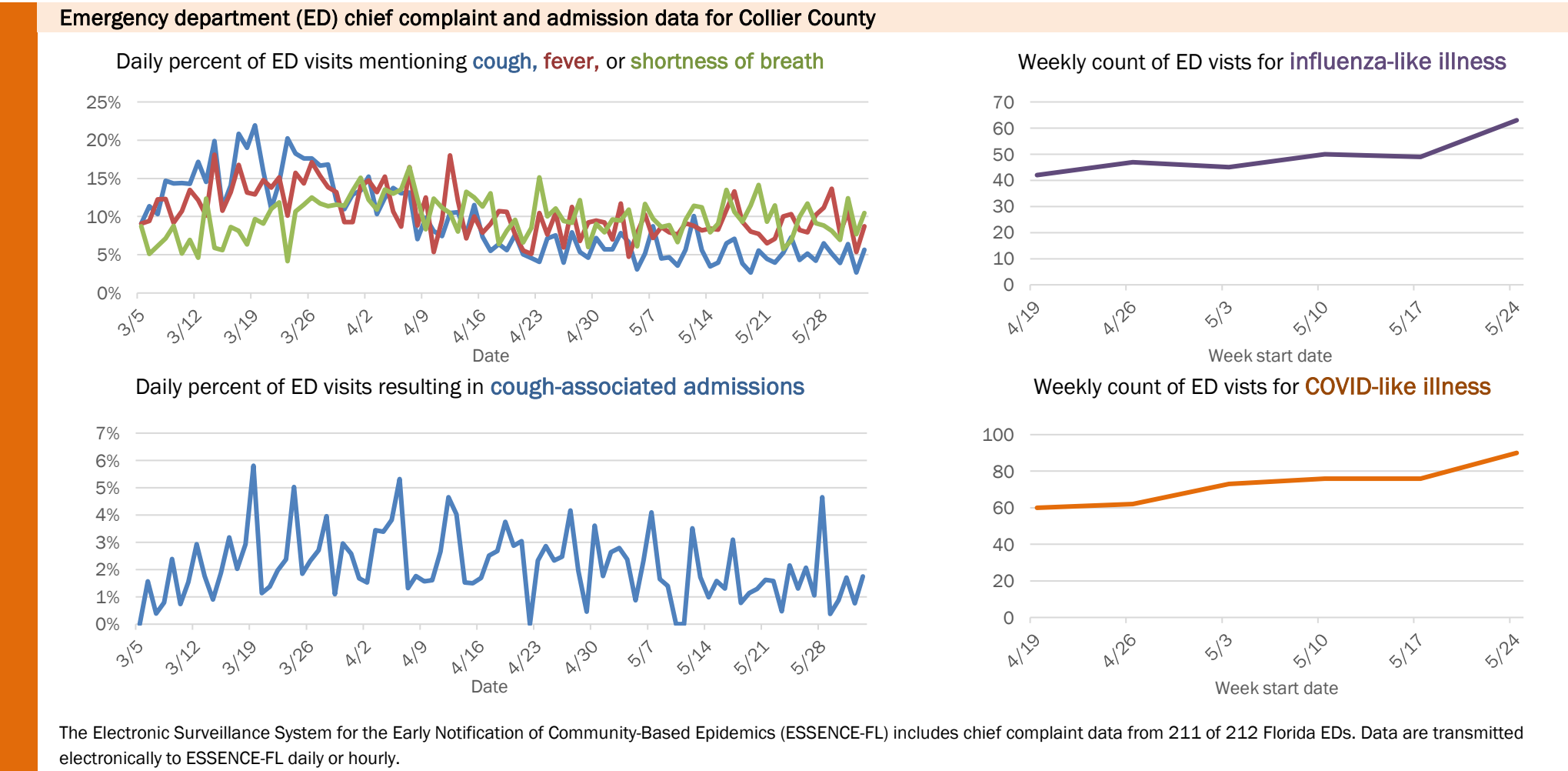
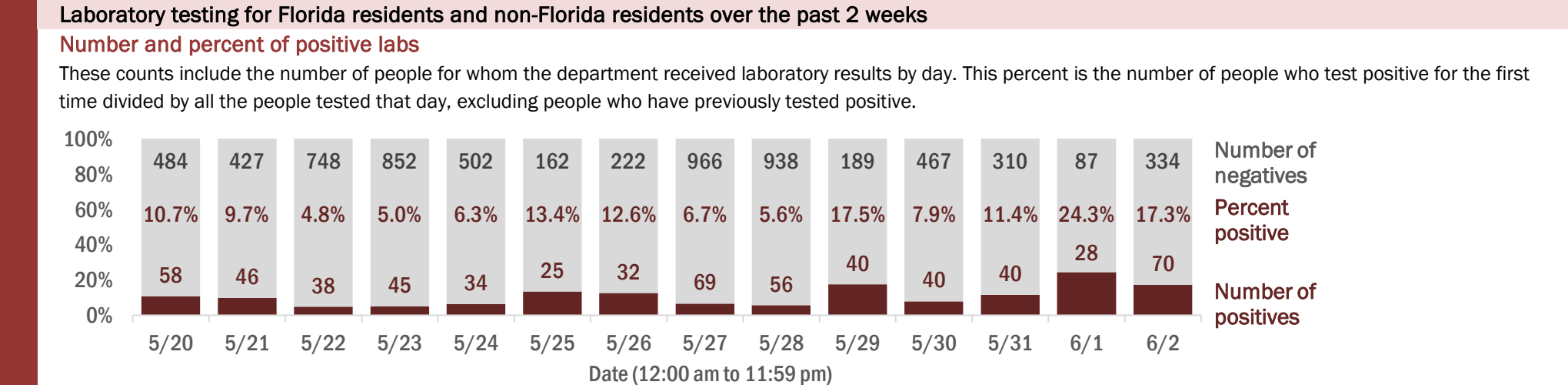
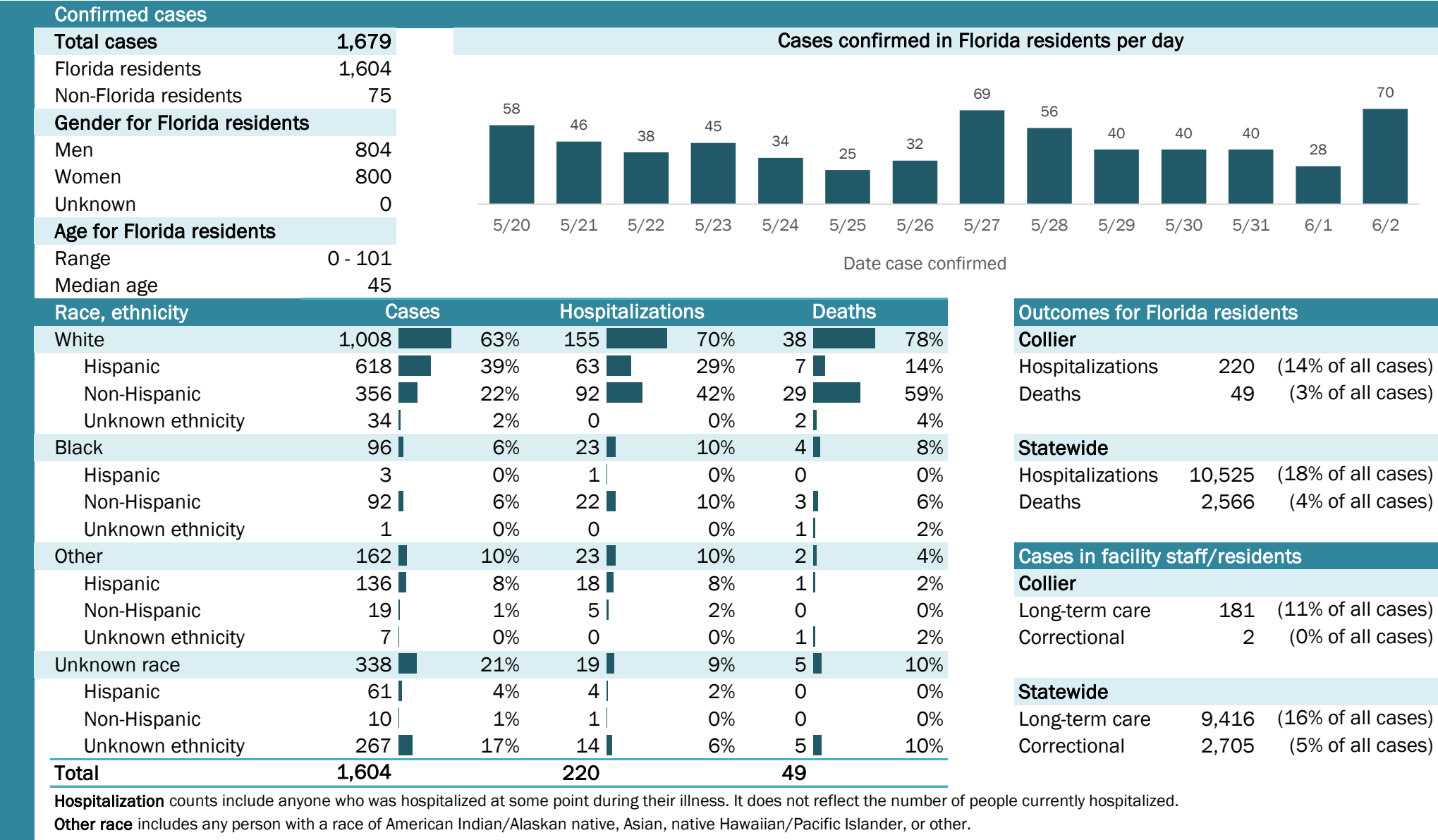
Data in this report are provisional and subject to change.



Coronavirus: summary for Collier County

Data for Jun 3, 2020 (verified at 10 AM)

Data in this report are provisional and subject to change.

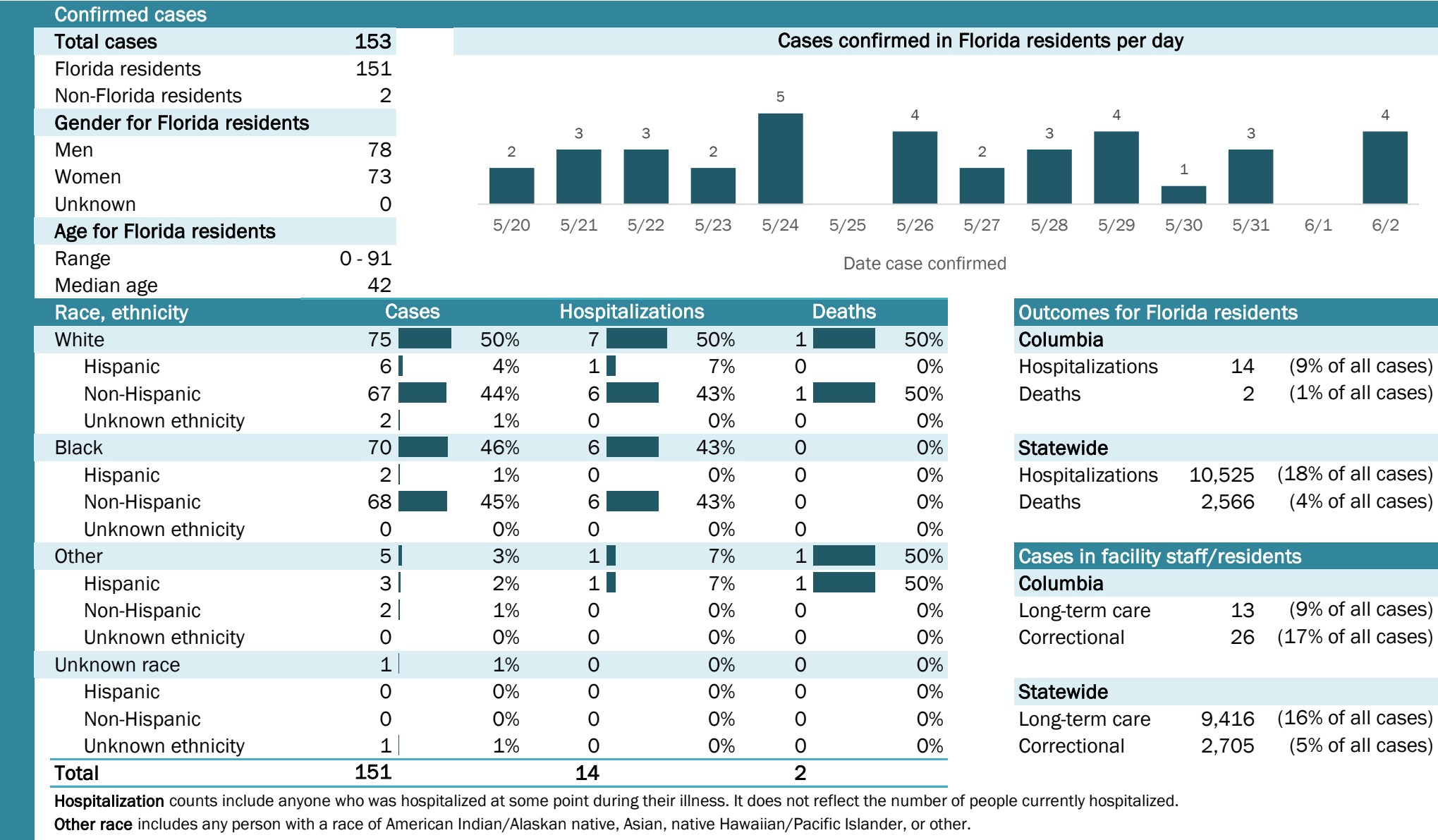


The Electronic Surveillance System for the Early Notification of Community-Based Epidemics (ESSENCE-FL) includes chief complaint data from 211 of 212 Florida EDs. Data are transmitted electronically to ESSENCE-FL daily or hourly.

Coronavirus: summary for Columbia County

Data for Jun 3, 2020 (verified at 10 AM)

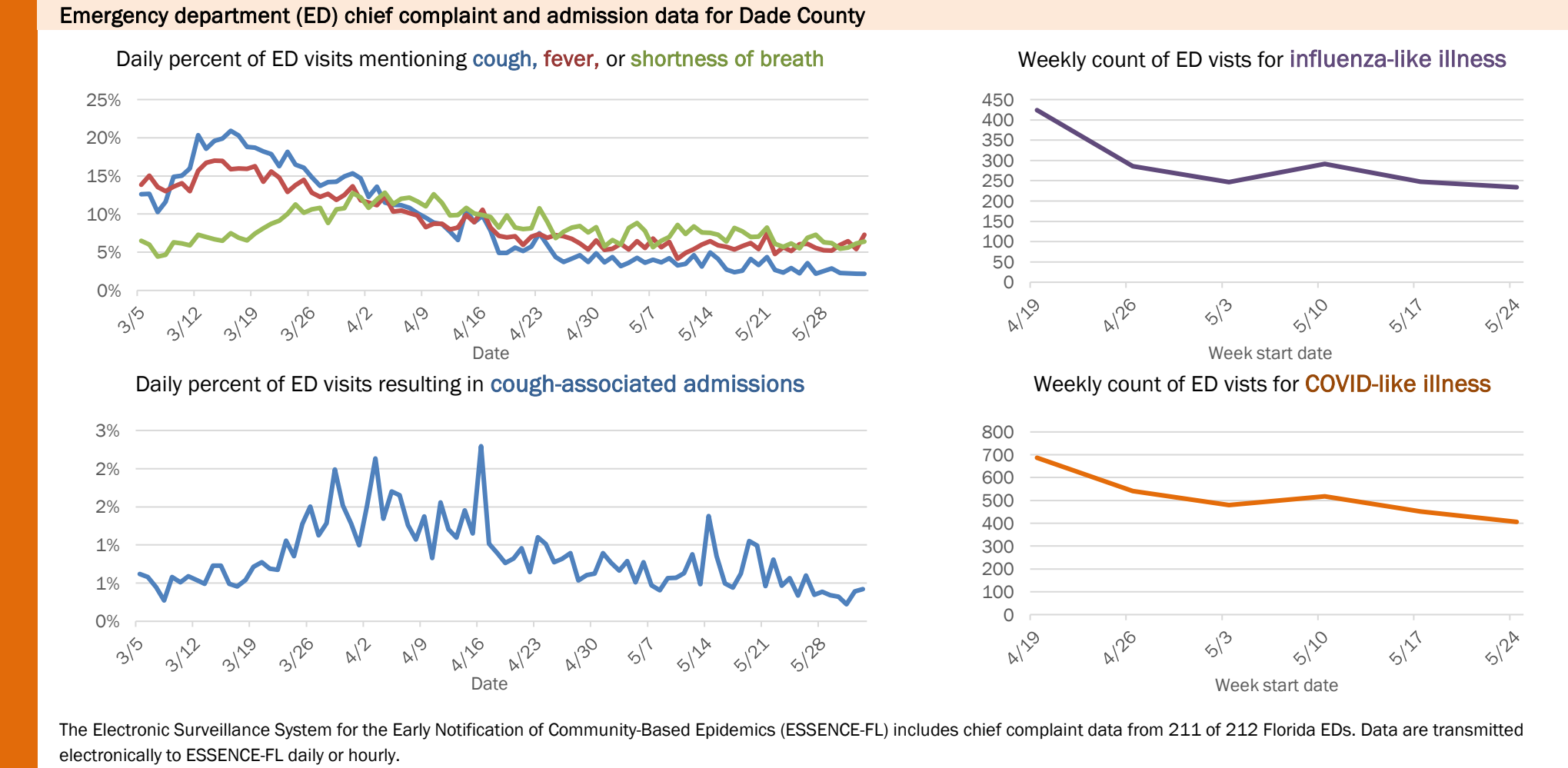
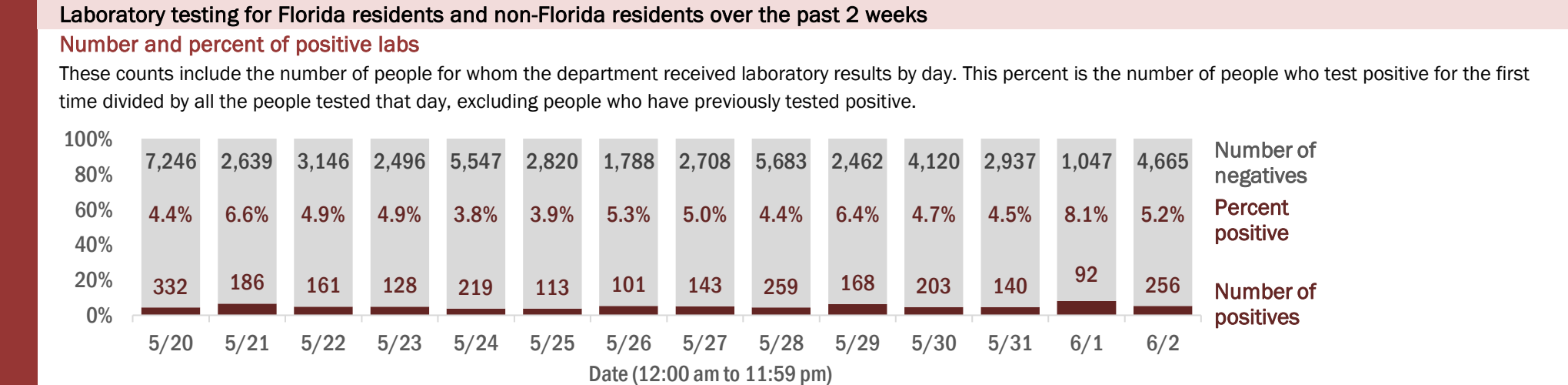
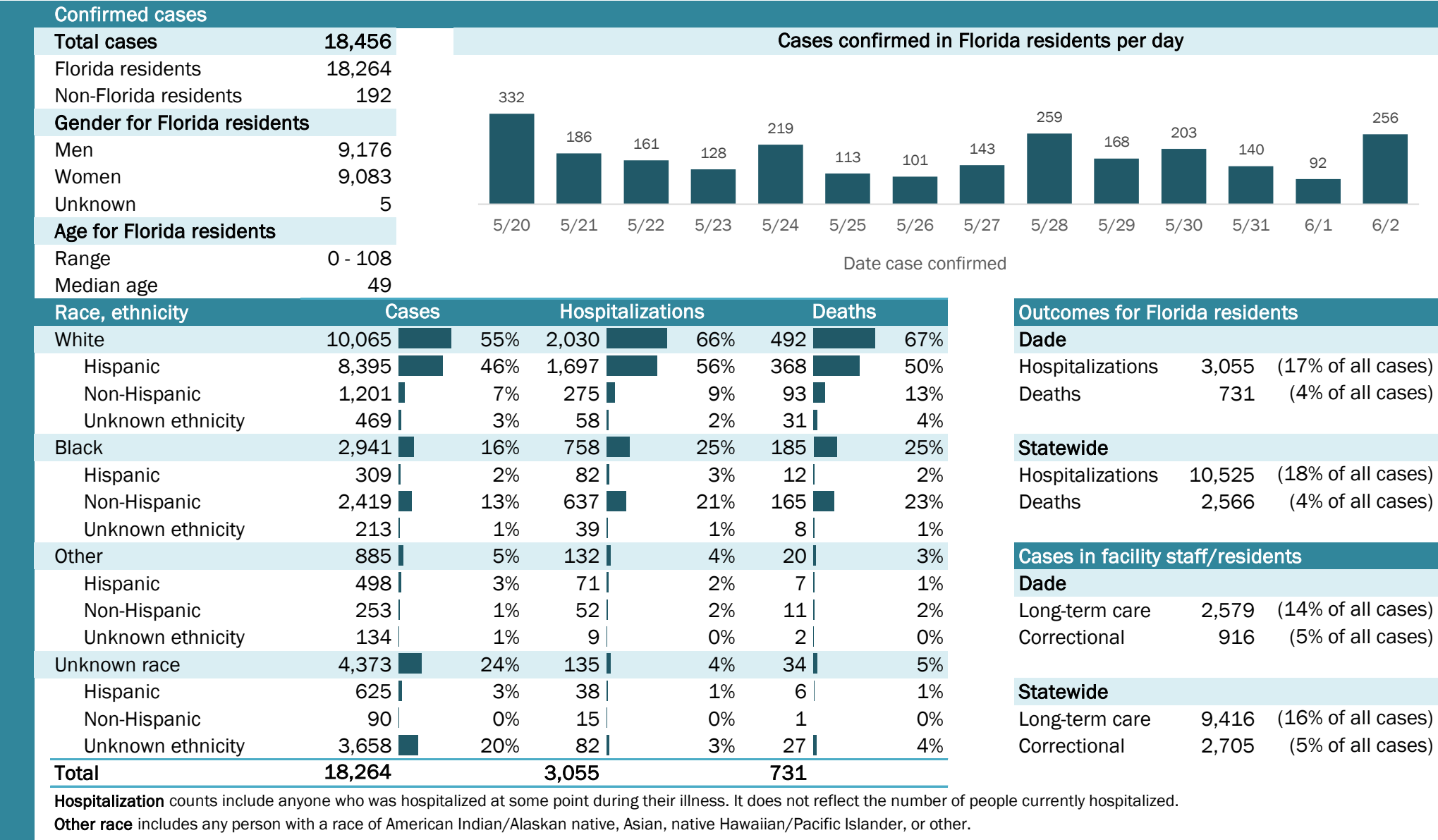
Data in this report are provisional and subject to change.



Coronavirus: summary for Dade County

Data for Jun 3, 2020 (verified at 10 AM)

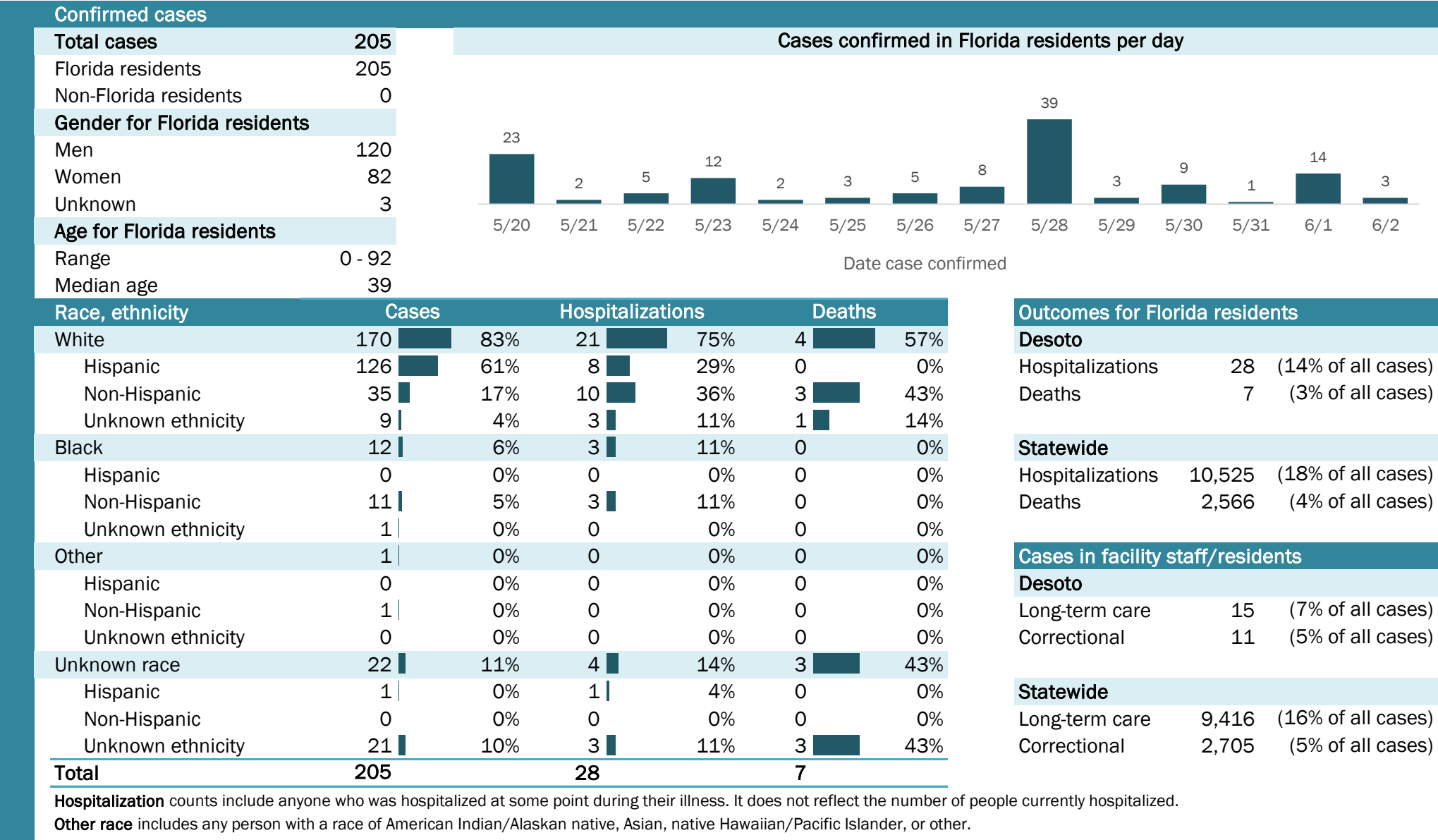
Data in this report are provisional and subject to change.



Coronavirus: summary for Desoto County

Data for Jun 3, 2020 (verified at 10 AM)

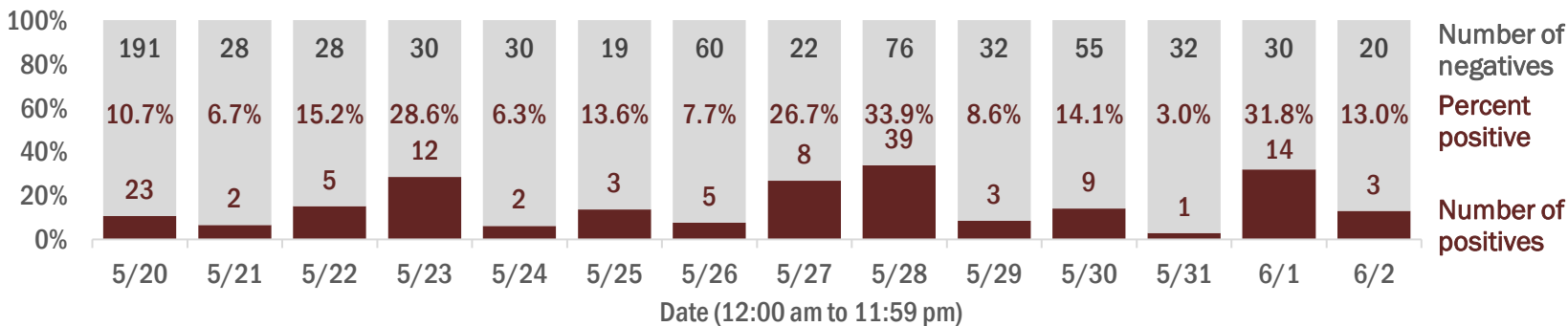
Data in this report are provisional and subject to change.



Laboratory testing for Florida residents and non-Florida residents over the past 2 weeks

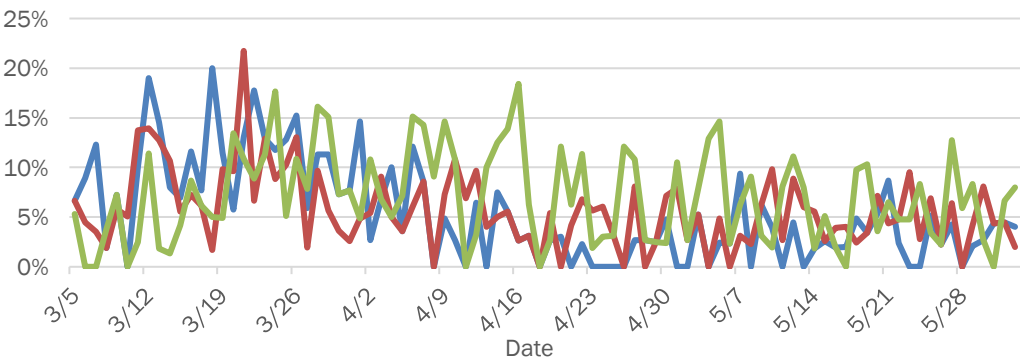
Number and percent of positive labs

These counts include the number of people for whom the department received laboratory results by day. This percent is the number of people who test positive for the first time divided by all the people tested that day, excluding people who have previously tested positive.

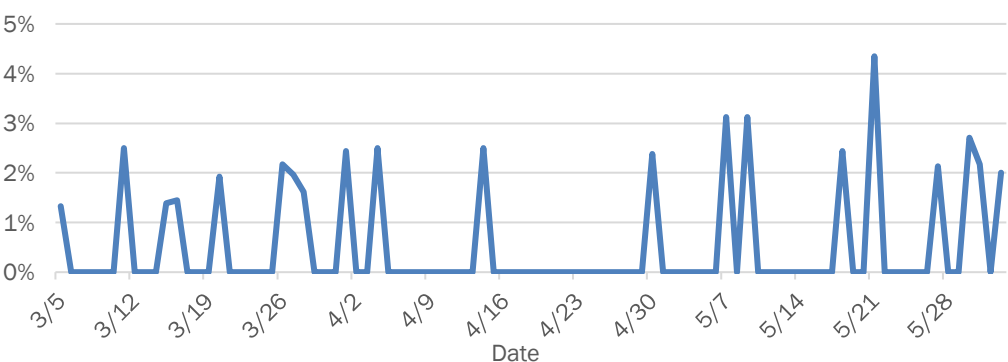


Emergency department (ED) chief complaint and admission data for Desoto County

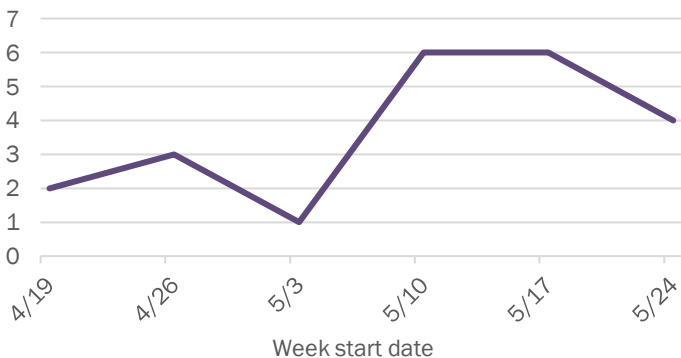
Daily percent of ED visits mentioning cough, fever, or shortness of breath



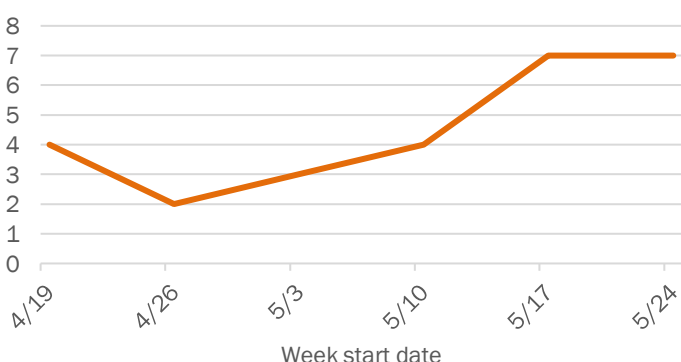
Daily percent of ED visits resulting in cough-associated admissions



Weekly count of ED vists for influenza-like illness



Weekly count of ED vists for COVID-like illness



The Electronic Surveillance System for the Early Notification of Community-Based Epidemics (ESSENCE-FL) includes chief complaint data from 211 of 212 Florida EDs. Data are transmitted electronically to ESSENCE-FL daily or hourly.

Coronavirus: summary for Dixie County

Data for Jun 3, 2020 (verified at 10 AM)

Data in this report are provisional and subject to change.

Confirmed cases

Total cases	55
Florida residents	55
Non-Florida residents	0
Gender for Florida residents	
Men	29
Women	26
Unknown	0
Age for Florida residents	
Range	6 - 91
Median age	48

Cases confirmed in Florida residents per day

Date case confirmed	Cases
5/20	4
5/21	3
5/22	5
5/23	2
5/24	5
5/25	0
5/26	2
5/27	0
5/28	3
5/29	0
5/30	2
5/31	2
6/1	1
6/2	1

Race, ethnicity	Cases	Hospitalizations	Deaths
White	42 76%	8 89%	2 100%
Hispanic	1 2%	1 11%	0 0%
Non-Hispanic	41 75%	7 78%	2 100%
Unknown ethnicity	0 0%	0 0%	0 0%
Black	12 22%	1 11%	0 0%
Hispanic	0 0%	0 0%	0 0%
Non-Hispanic	11 20%	1 11%	0 0%
Unknown ethnicity	1 2%	0 0%	0 0%
Other	0 0%	0 0%	0 0%
Hispanic	0 0%	0 0%	0 0%
Non-Hispanic	0 0%	0 0%	0 0%
Unknown ethnicity	0 0%	0 0%	0 0%
Unknown race	1 2%	0 0%	0 0%
Hispanic	0 0%	0 0%	0 0%
Non-Hispanic	0 0%	0 0%	0 0%
Unknown ethnicity	1 2%	0 0%	0 0%
Total	55	9	2

Hospitalization counts include anyone who was hospitalized at some point during their illness. It does not reflect the number of people currently hospitalized.

Other race includes any person with a race of American Indian/Alaskan native, Asian, native Hawaiian/Pacific Islander, or other.

Outcomes for Florida residents

Dixie

Hospitalizations	9	(16% of all cases)
Deaths	2	(4% of all cases)

Statewide

Hospitalizations	10,525	(18% of all cases)
Deaths	2,566	(4% of all cases)

Cases in facility staff/residents

Dixie

Long-term care	5	(9% of all cases)
Correctional	1	(2% of all cases)

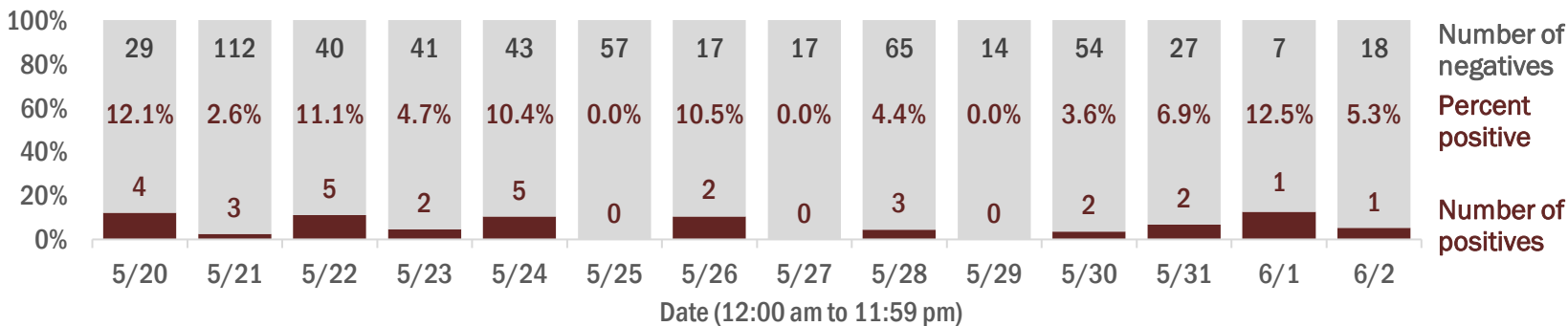
Statewide

Long-term care	9,416	(16% of all cases)
Correctional	2,705	(5% of all cases)

Laboratory testing for Florida residents and non-Florida residents over the past 2 weeks

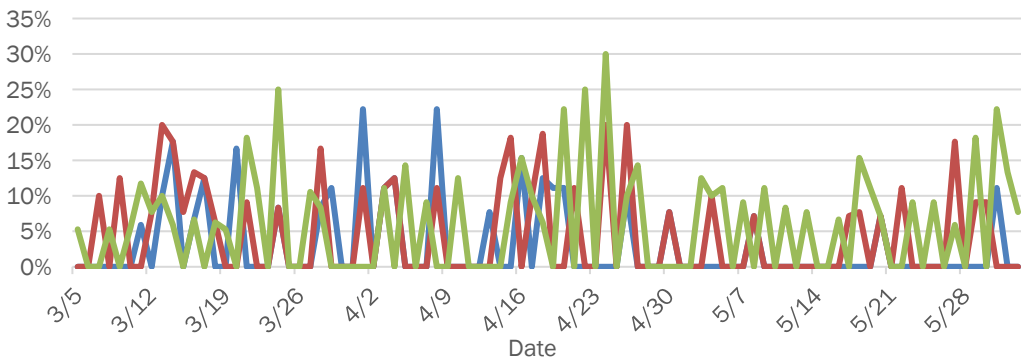
Number and percent of positive labs

These counts include the number of people for whom the department received laboratory results by day. This percent is the number of people who test positive for the first time divided by all the people tested that day, excluding people who have previously tested positive.

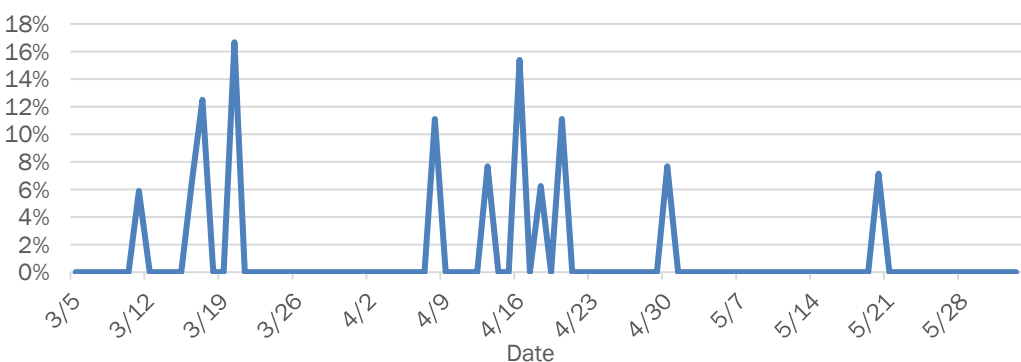


Emergency department (ED) chief complaint and admission data for Dixie County

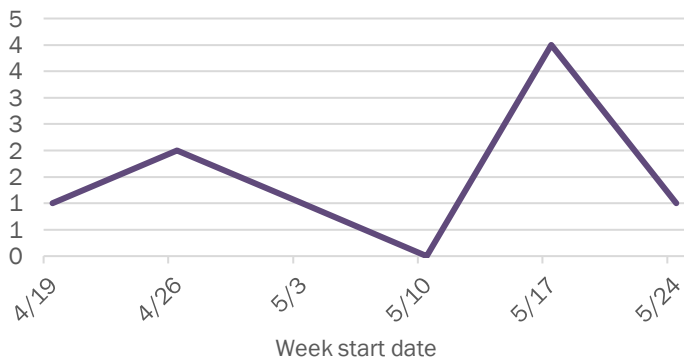
Daily percent of ED visits mentioning cough, fever, or shortness of breath



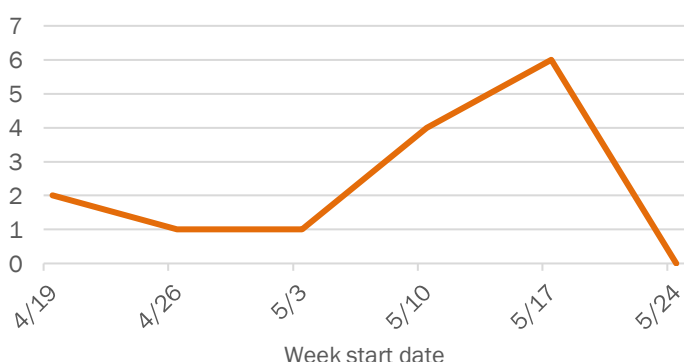
Daily percent of ED visits resulting in cough-associated admissions



Weekly count of ED vists for influenza-like illness



Weekly count of ED vists for COVID-like illness

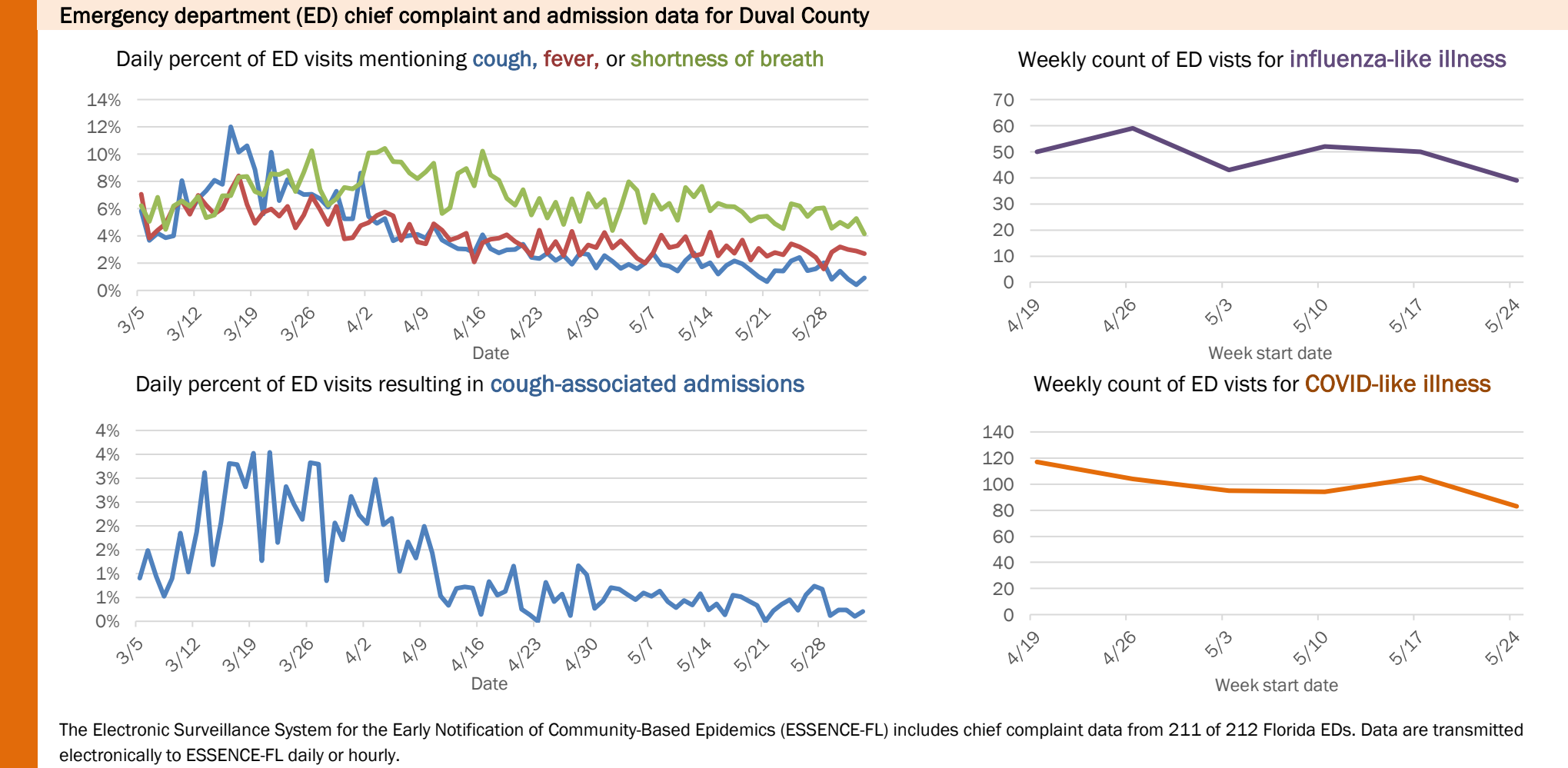
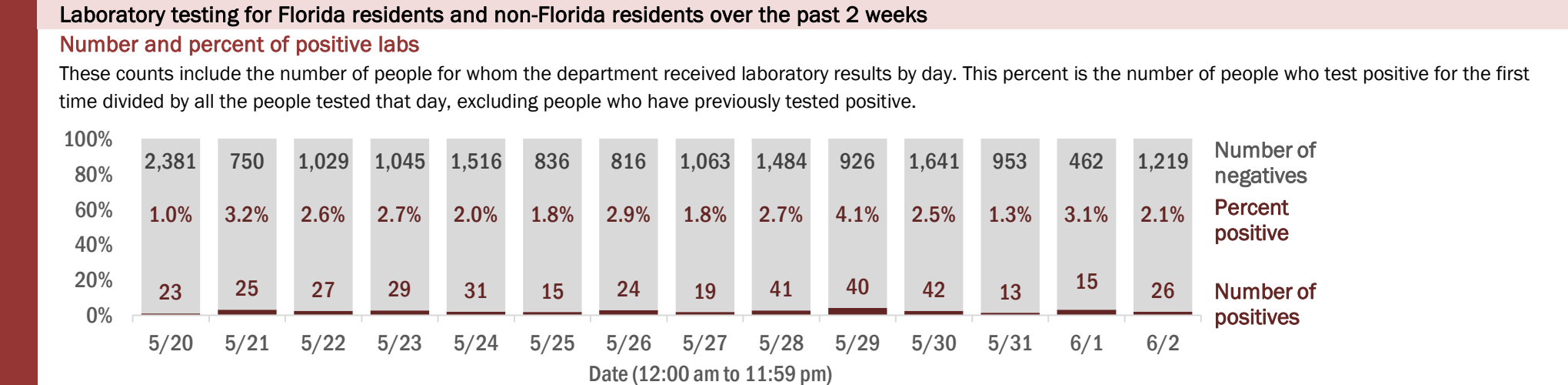
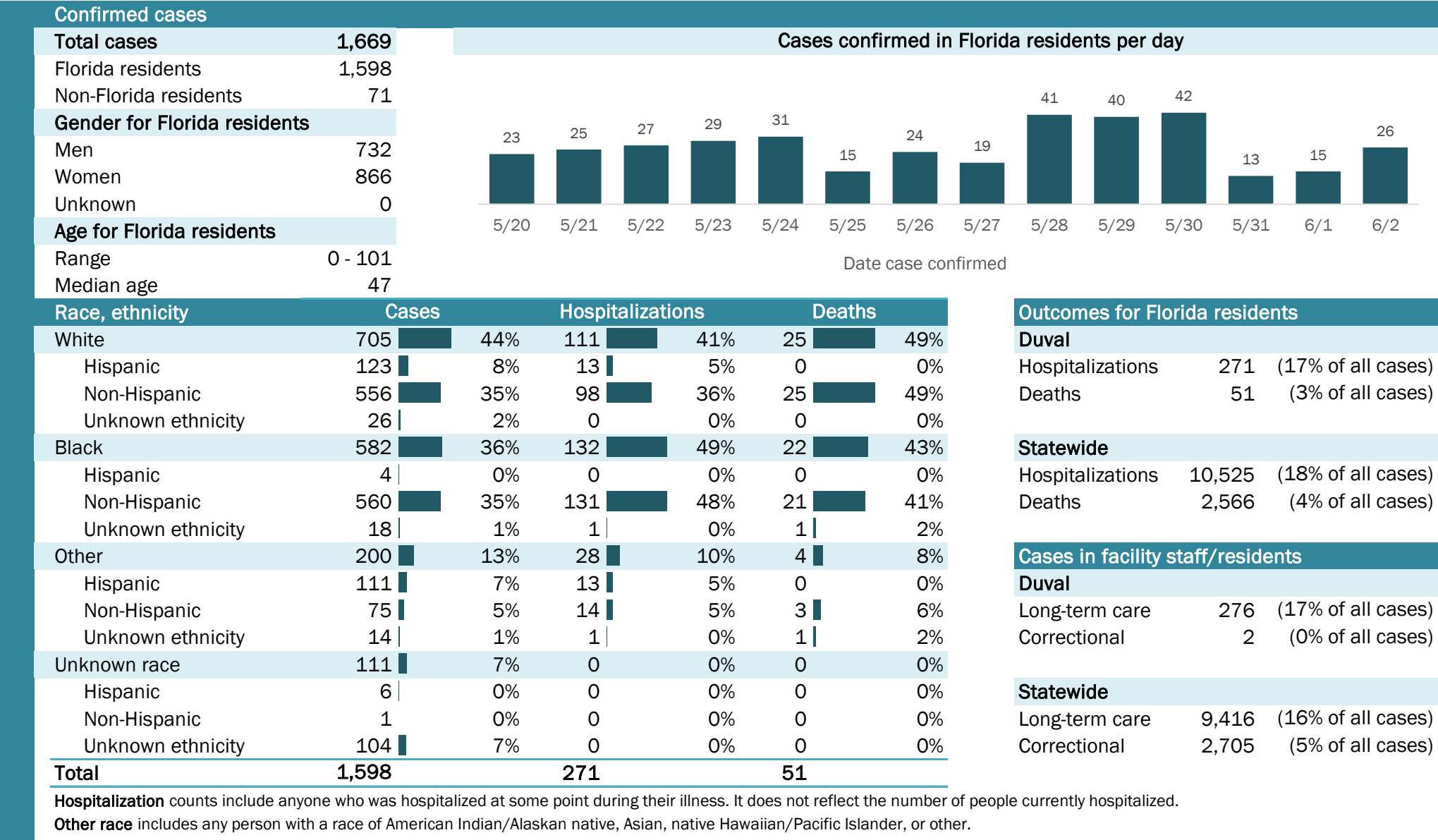


The Electronic Surveillance System for the Early Notification of Community-Based Epidemics (ESSENCE-FL) includes chief complaint data from 211 of 212 Florida EDs. Data are transmitted electronically to ESSENCE-FL daily or hourly.

Coronavirus: summary for Duval County

Data for Jun 3, 2020 (verified at 10 AM)

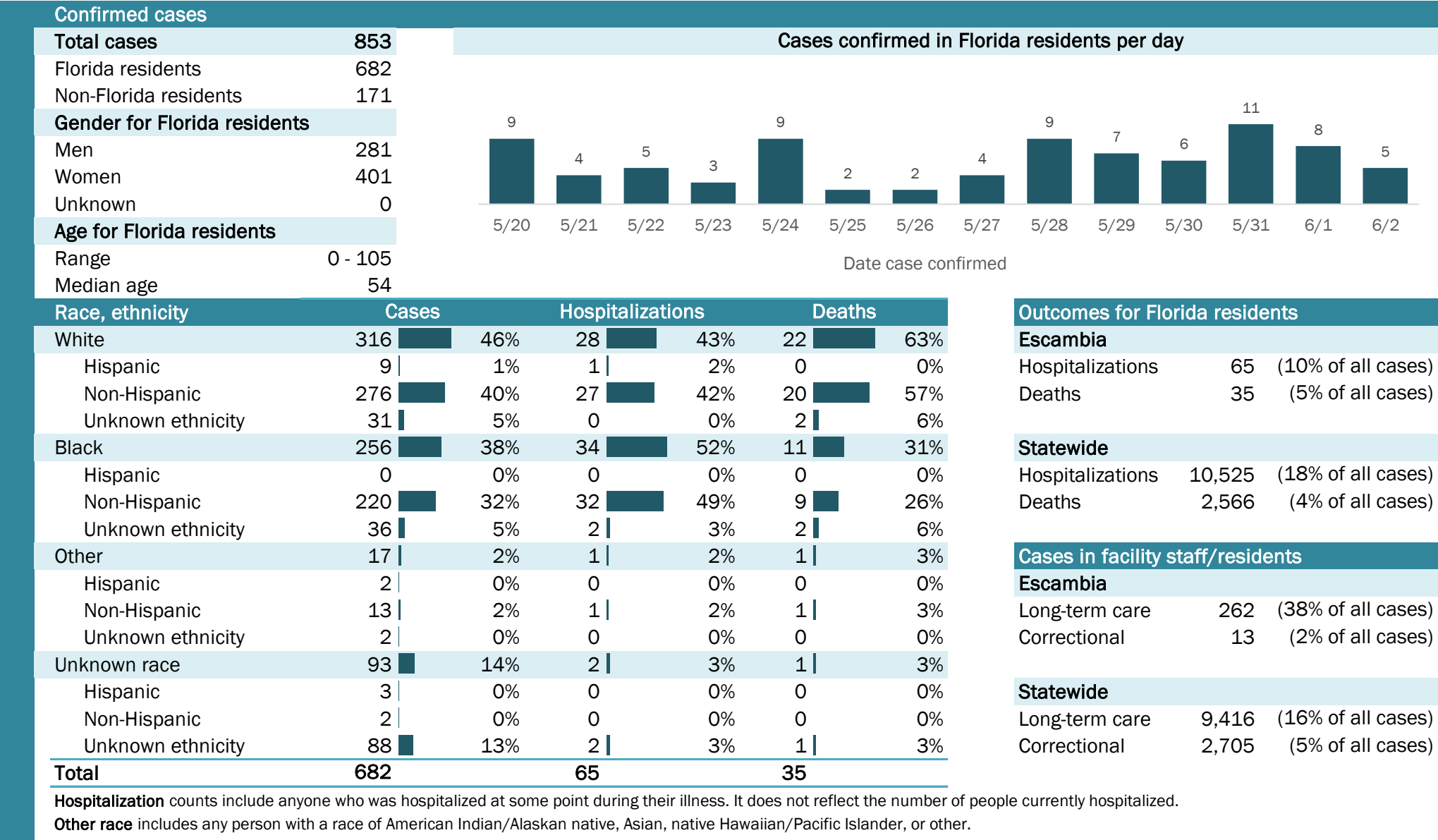
Data in this report are provisional and subject to change.



Coronavirus: summary for Escambia County

Data for Jun 3, 2020 (verified at 10 AM)

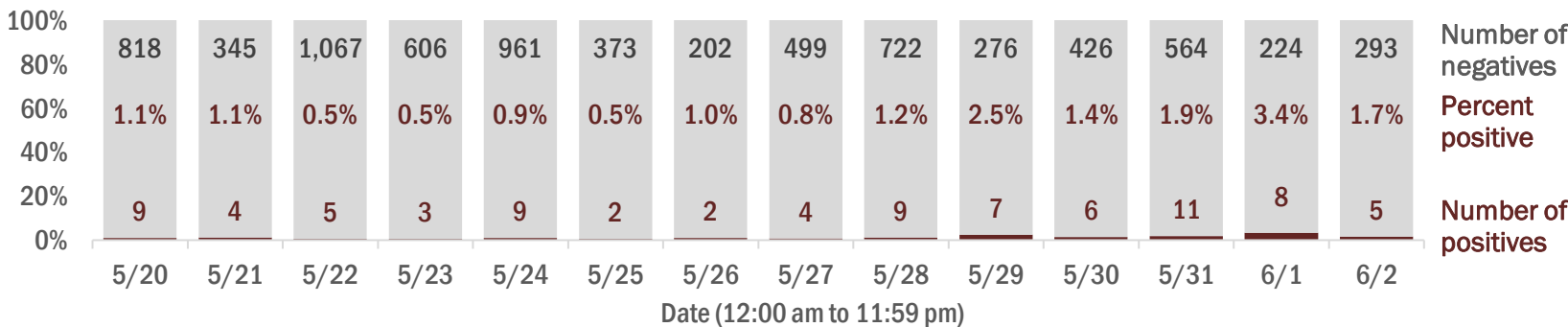
Data in this report are provisional and subject to change.



Laboratory testing for Florida residents and non-Florida residents over the past 2 weeks

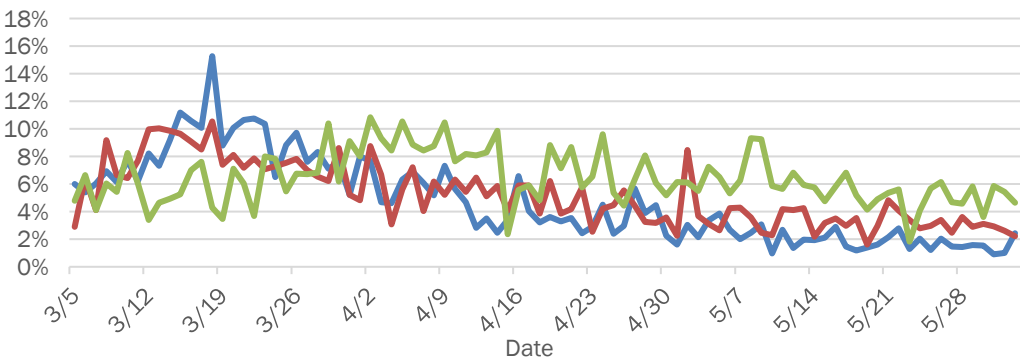
Number and percent of positive labs

These counts include the number of people for whom the department received laboratory results by day. This percent is the number of people who test positive for the first time divided by all the people tested that day, excluding people who have previously tested positive.

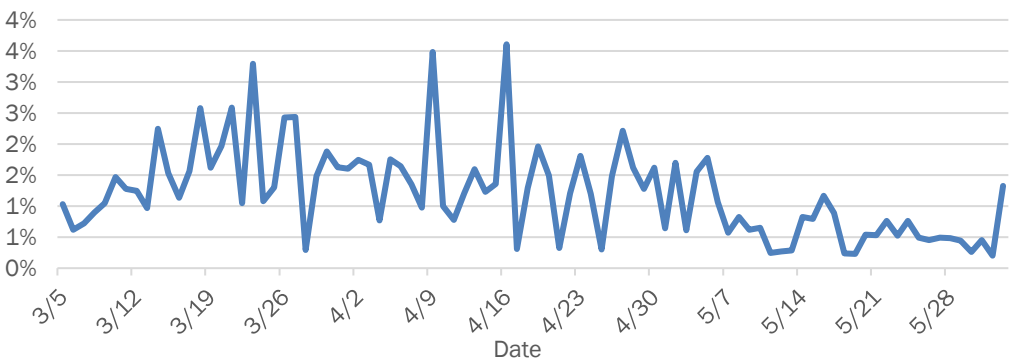


Emergency department (ED) chief complaint and admission data for Escambia County

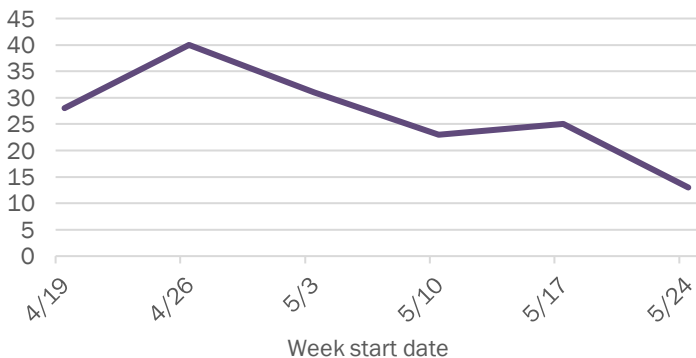
Daily percent of ED visits mentioning cough, fever, or shortness of breath



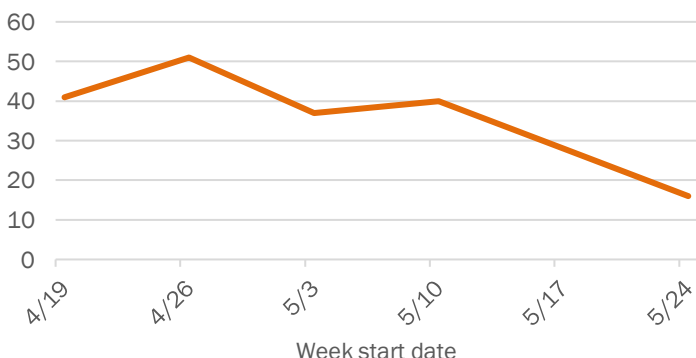
Daily percent of ED visits resulting in cough-associated admissions



Weekly count of ED vists for influenza-like illness



Weekly count of ED vists for COVID-like illness

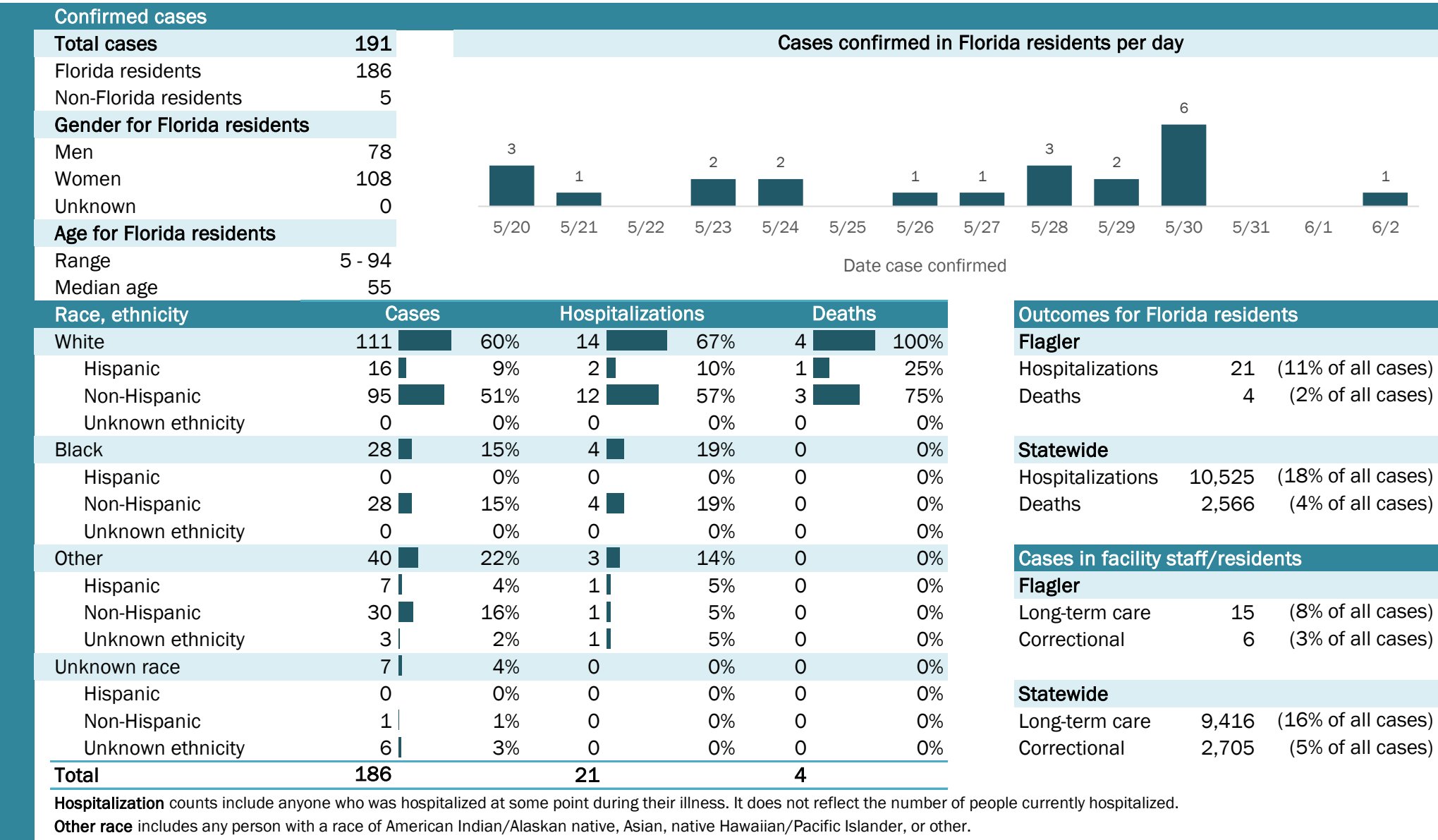


The Electronic Surveillance System for the Early Notification of Community-Based Epidemics (ESSENCE-FL) includes chief complaint data from 211 of 212 Florida EDs. Data are transmitted electronically to ESSENCE-FL daily or hourly.

Coronavirus: summary for Flagler County

Data for Jun 3, 2020 (verified at 10 AM)

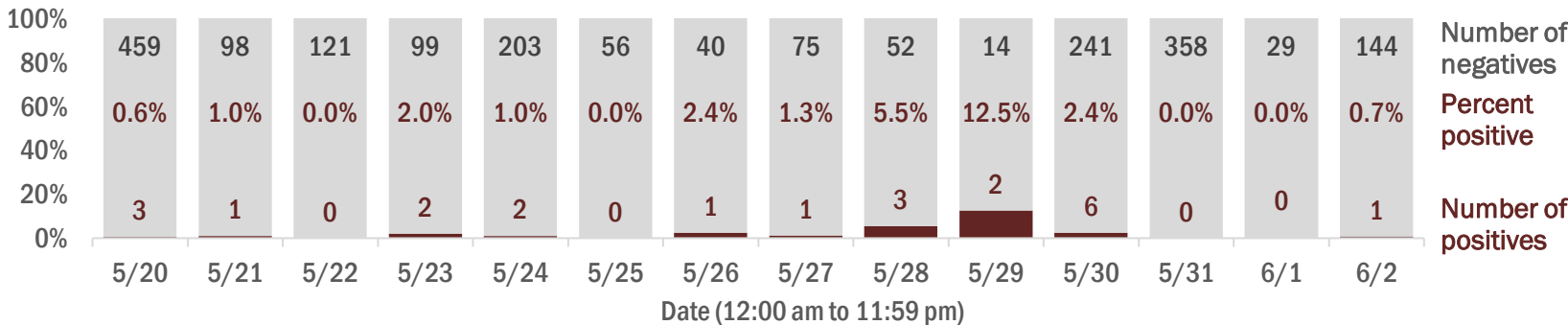
Data in this report are provisional and subject to change.



Laboratory testing for Florida residents and non-Florida residents over the past 2 weeks

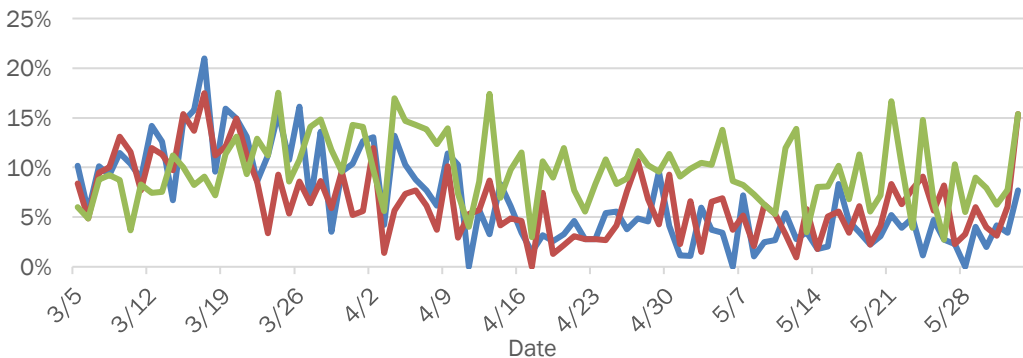
Number and percent of positive labs

These counts include the number of people for whom the department received laboratory results by day. This percent is the number of people who test positive for the first time divided by all the people tested that day, excluding people who have previously tested positive.

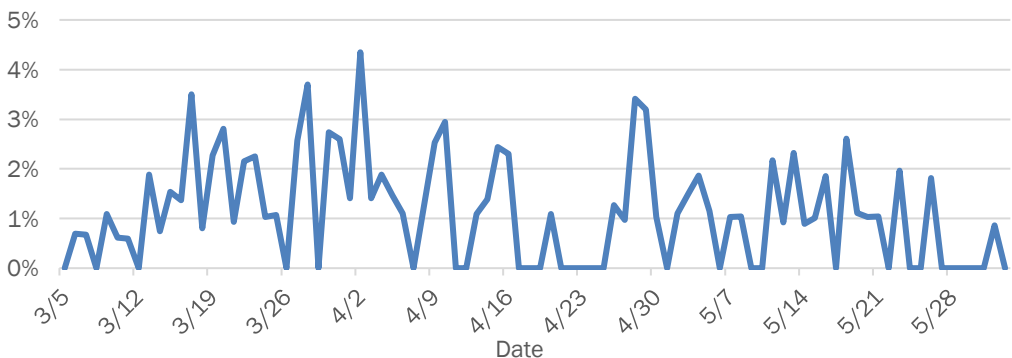


Emergency department (ED) chief complaint and admission data for Flagler County

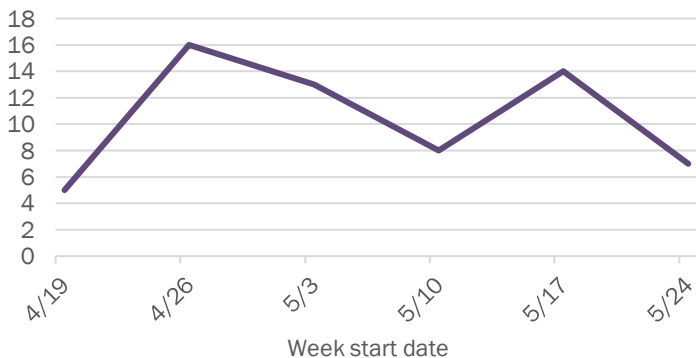
Daily percent of ED visits mentioning cough, fever, or shortness of breath



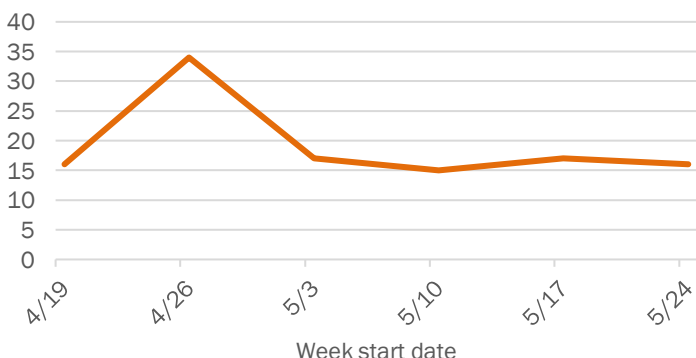
Daily percent of ED visits resulting in cough-associated admissions



Weekly count of ED vists for influenza-like illness



Weekly count of ED vists for COVID-like illness



The Electronic Surveillance System for the Early Notification of Community-Based Epidemics (ESSENCE-FL) includes chief complaint data from 211 of 212 Florida EDs. Data are transmitted electronically to ESSENCE-FL daily or hourly.

Coronavirus: summary for Franklin County

Data for Jun 3, 2020 (verified at 10 AM)

Data in this report are provisional and subject to change.

Confirmed cases			Cases confirmed in Florida residents per day														
Total cases	2																
Florida residents	1																
Non-Florida residents	1																
Gender for Florida residents																	
Men	0																
Women	1																
Unknown	0																
Age for Florida residents			5/20	5/21	5/22	5/23	5/24	5/25	5/26	5/27	5/28	5/29	5/30	5/31	6/1	6/2	
Range	60 - 60		Date case confirmed														
Median age	60																
Race, ethnicity		Cases	Hospitalizations				Deaths				Outcomes for Florida residents						
White	1	<div><div></div></div> 100%	0		N/A	0		N/A	0		Franklin						
Hispanic	0	<div><div></div></div> 0%	0		N/A	0		N/A	0		Hospitalizations 0 (0% of all cases)						
Non-Hispanic	1	<div><div></div></div> 100%	0		N/A	0		N/A	0		Deaths 0 (0% of all cases)						
Unknown ethnicity	0	<div><div></div></div> 0%	0		N/A	0		N/A	0								
Black	0	<div><div></div></div> 0%	0		N/A	0		N/A	0		Statewide						
Hispanic	0	<div><div></div></div> 0%	0		N/A	0		N/A	0		Hospitalizations 10,525 (18% of all cases)						
Non-Hispanic	0	<div><div></div></div> 0%	0		N/A	0		N/A	0		Deaths 2,566 (4% of all cases)						
Unknown ethnicity	0	<div><div></div></div> 0%	0		N/A	0		N/A	0								
Other	0	<div><div></div></div> 0%	0		N/A	0		N/A	0		Cases in facility staff/residents						
Hispanic	0	<div><div></div></div> 0%	0		N/A	0		N/A	0		Franklin						
Non-Hispanic	0	<div><div></div></div> 0%	0		N/A	0		N/A	0		Long-term care 0 (0% of all cases)						
Unknown ethnicity	0	<div><div></div></div> 0%	0		N/A	0		N/A	0		Correctional 0 (0% of all cases)						
Unknown race	0	<div><div></div></div> 0%	0		N/A	0		N/A	0		Statewide						
Hispanic	0	<div><div></div></div> 0%	0		N/A	0		N/A	0		Long-term care 9,416 (16% of all cases)						
Non-Hispanic	0	<div><div></div></div> 0%	0		N/A	0		N/A	0		Correctional 2,705 (5% of all cases)						
Unknown ethnicity	0	<div><div></div></div> 0%	0		N/A	0		N/A	0								
Total	1		0			0			0								

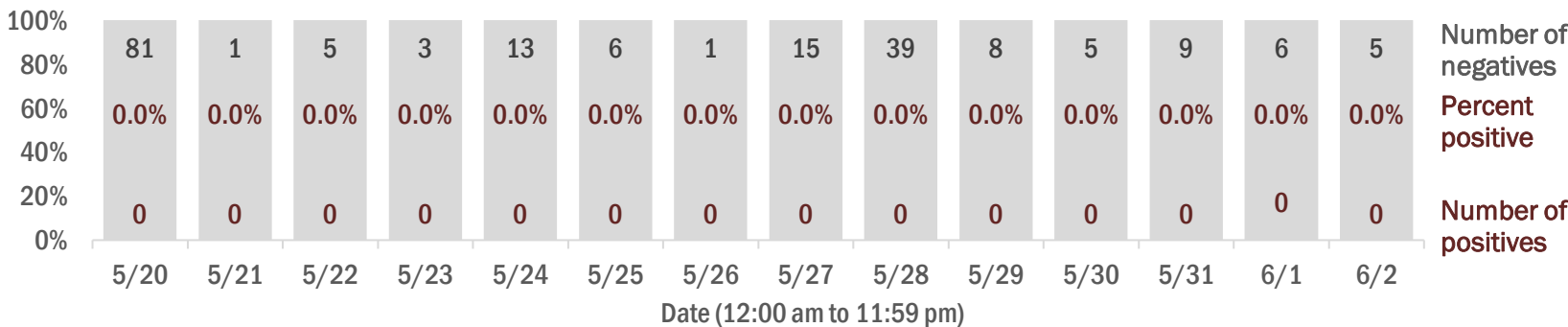
Hospitalization counts include anyone who was hospitalized at some point during their illness. It does not reflect the number of people currently hospitalized.

Other race includes any person with a race of American Indian/Alaskan native, Asian, native Hawaiian/Pacific Islander, or other.

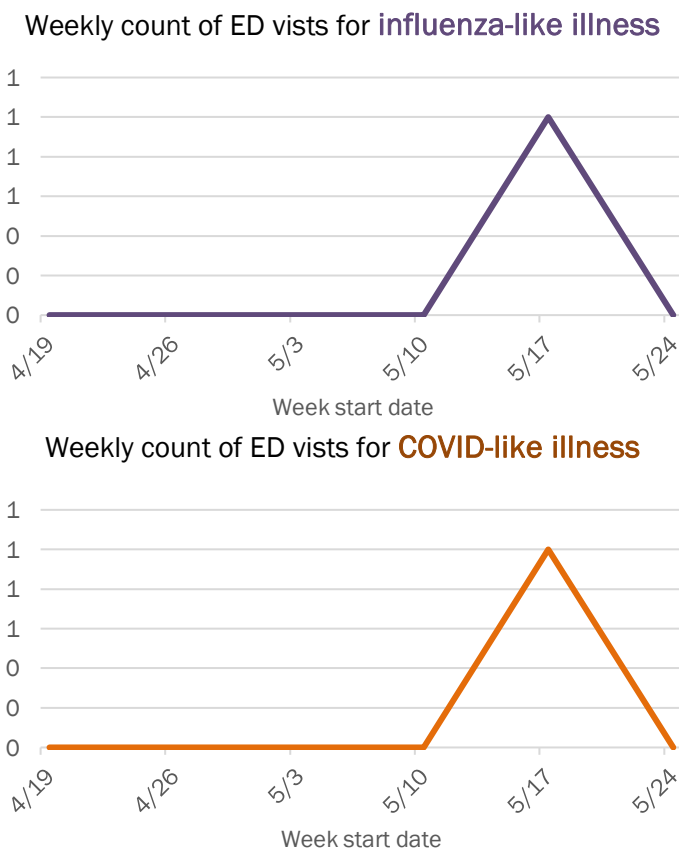
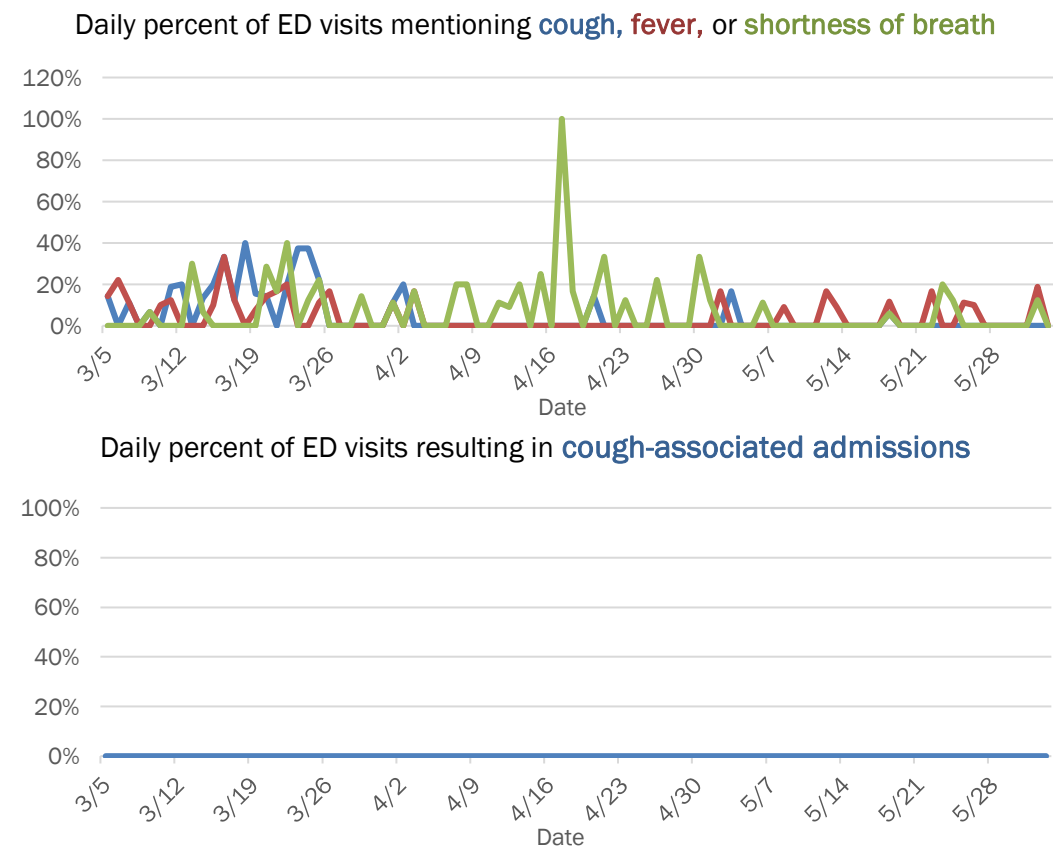
Laboratory testing for Florida residents and non-Florida residents over the past 2 weeks

Number and percent of positive labs

These counts include the number of people for whom the department received laboratory results by day. This percent is the number of people who test positive for the first time divided by all the people tested that day, excluding people who have previously tested positive.



Emergency department (ED) chief complaint and admission data for Franklin County

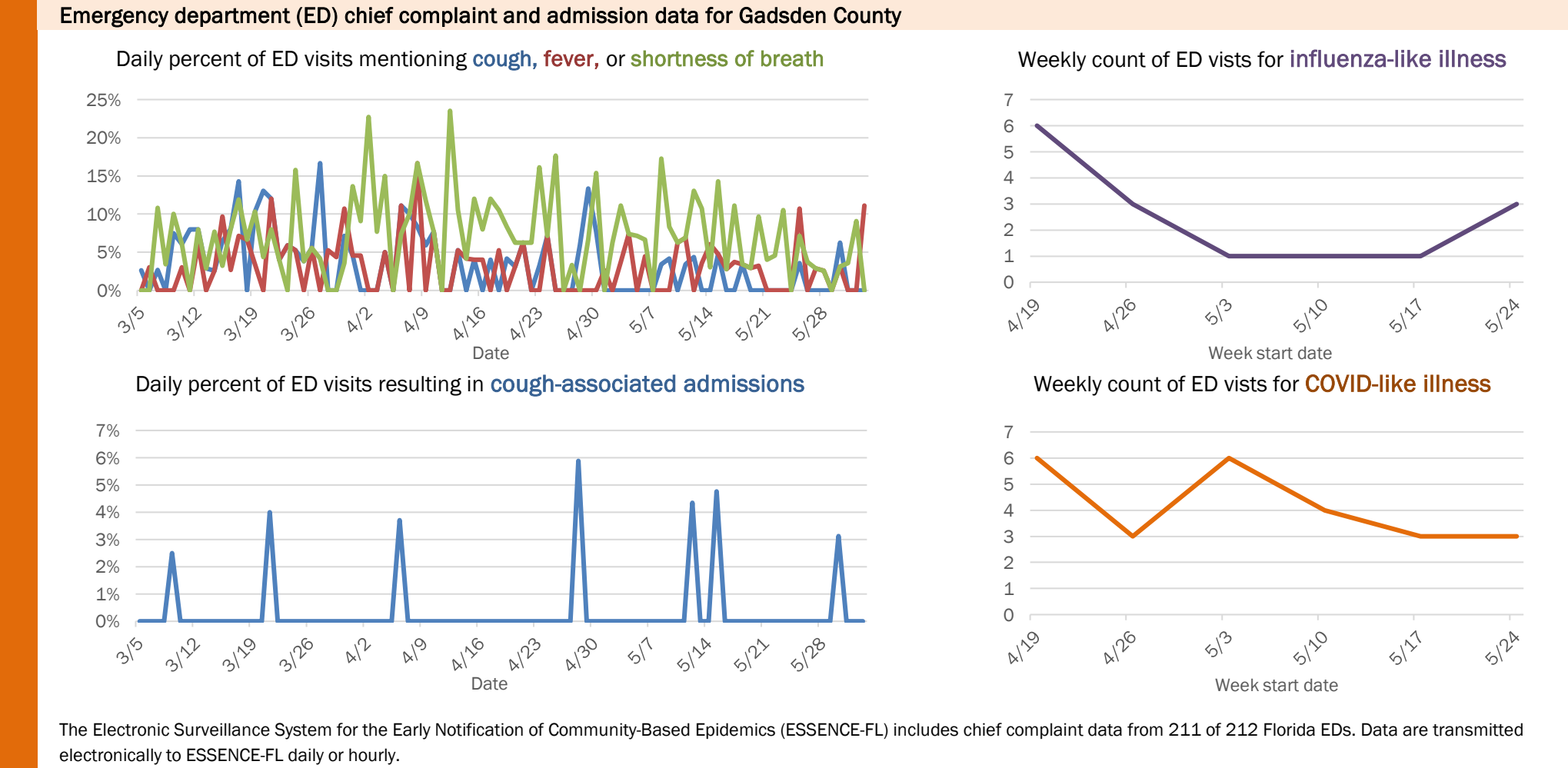
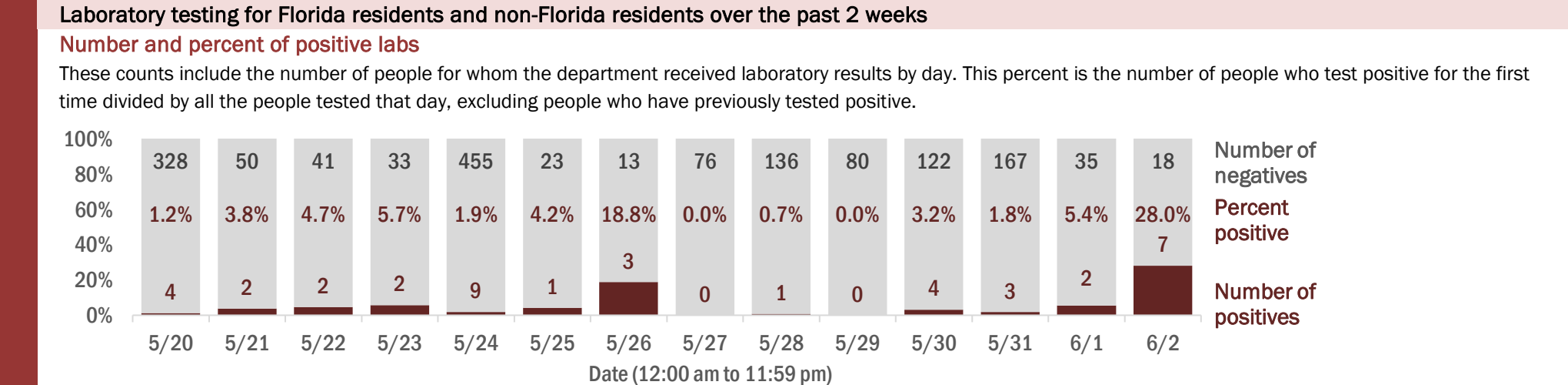
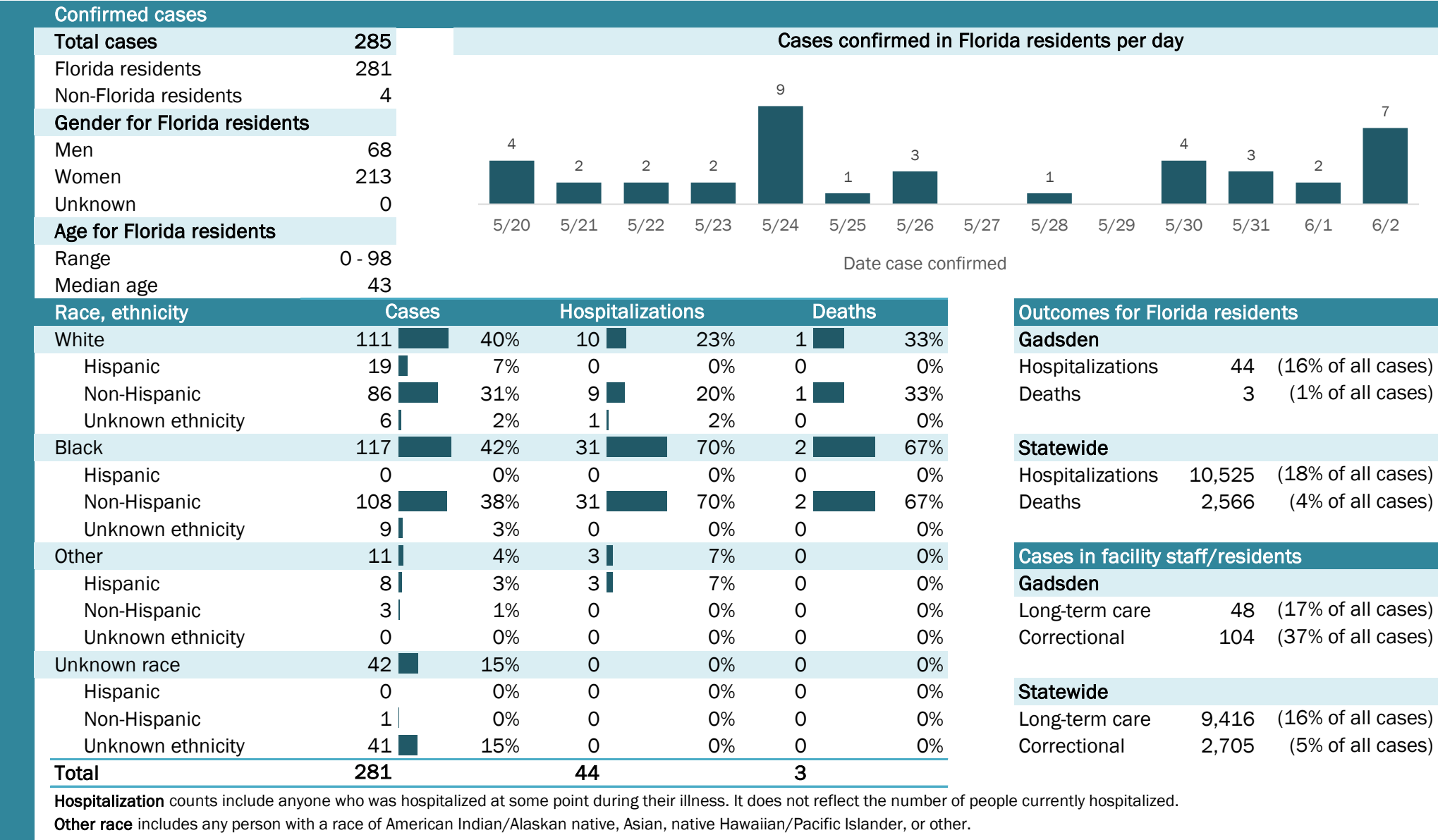


The Electronic Surveillance System for the Early Notification of Community-Based Epidemics (ESSENCE-FL) includes chief complaint data from 211 of 212 Florida EDs. Data are transmitted electronically to ESSENCE-FL daily or hourly.

Coronavirus: summary for Gadsden County

Data for Jun 3, 2020 (verified at 10 AM)

Data in this report are provisional and subject to change.



Coronavirus: summary for Gilchrist County

Data for Jun 3, 2020 (verified at 10 AM)

Data in this report are provisional and subject to change.

Confirmed cases

Total cases

15

Florida residents

15

Non-Florida residents

0

Gender for Florida residents

Men

8

Women

7

Unknown

0

Age for Florida residents

Range

18 - 79

Median age

45

Cases confirmed in Florida residents per day

2

2

3

5/20

5/21

5/22

5/23

5/24

5/25

5/26

5/27

5/28

5/29

5/30

5/31

6/1

6/2

Date case confirmed

Race, ethnicity	Cases	Hospitalizations	Deaths
White	1173%	0	N/A0
Hispanic	00%	0	N/A0
Non-Hispanic	1173%	0	N/A0
Unknown ethnicity	00%	0	N/A0
Black	17%	0	N/A0
Hispanic	00%	0	N/A0
Non-Hispanic	17%	0	N/A0
Unknown ethnicity	00%	0	N/A0
Other	213%	0	N/A0
Hispanic	213%	0	N/A0
Non-Hispanic	00%	0	N/A0
Unknown ethnicity	00%	0	N/A0
Unknown race	17%	0	N/A0
Hispanic	00%	0	N/A0
Non-Hispanic	17%	0	N/A0
Unknown ethnicity	00%	0	N/A0
Total	15	0	0

Hospitalization

counts include anyone who was hospitalized at some point during their illness. It does not reflect the number of people currently hospitalized.

Other race

includes any person with a race of American Indian/Alaskan native, Asian, native Hawaiian/Pacific Islander, or other.

Outcomes for Florida residents

Gilchrist

Hospitalizations

0

(0% of all cases)

Deaths

0

(0% of all cases)

Statewide

Hospitalizations

10,525

(18% of all cases)

Deaths

2,566

(4% of all cases)

Cases in facility staff/residents

Gilchrist

Long-term care

1

(7% of all cases)

Correctional

1

(7% of all cases)

Statewide

Long-term care

9,416

(16% of all cases)

Correctional

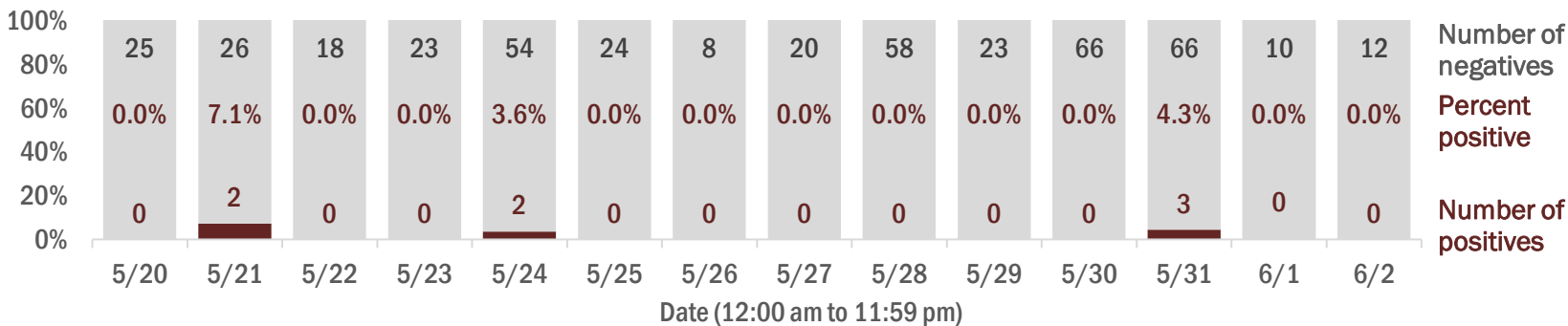
2,705

(5% of all cases)

Laboratory testing for Florida residents and non-Florida residents over the past 2 weeks

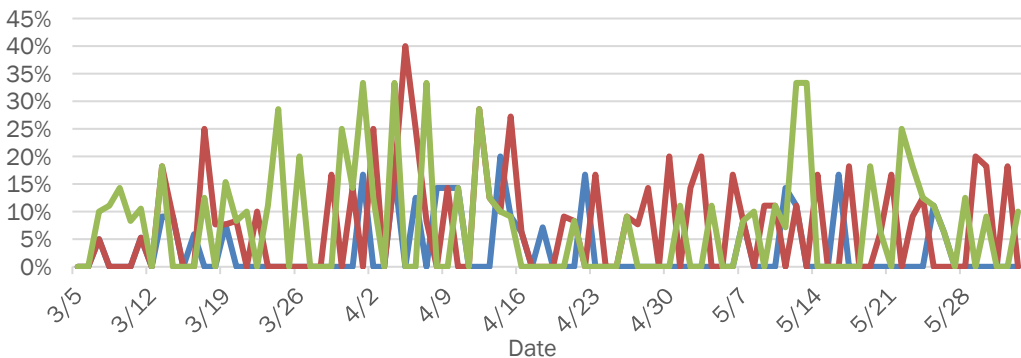
Number and percent of positive labs

These counts include the number of people for whom the department received laboratory results by day. This percent is the number of people who test positive for the first time divided by all the people tested that day, excluding people who have previously tested positive.

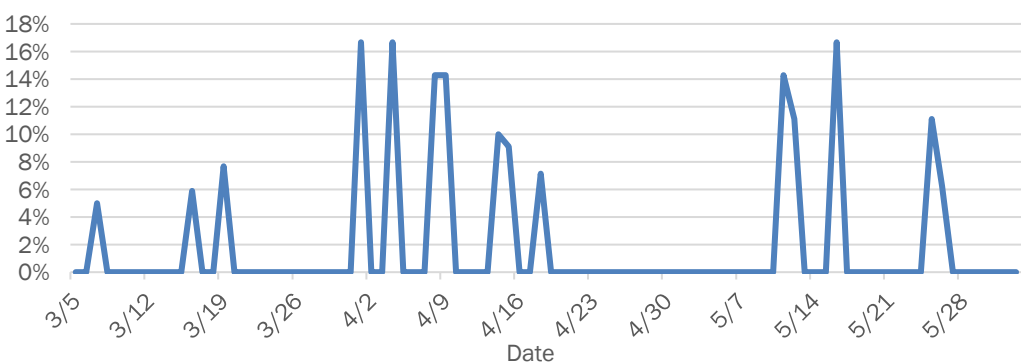


Emergency department (ED) chief complaint and admission data for Gilchrist County

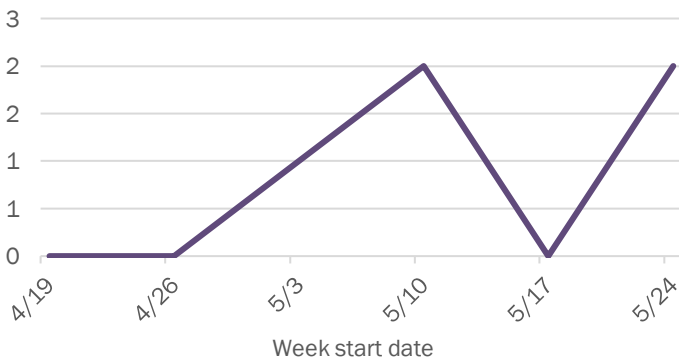
Daily percent of ED visits mentioning cough, fever, or shortness of breath



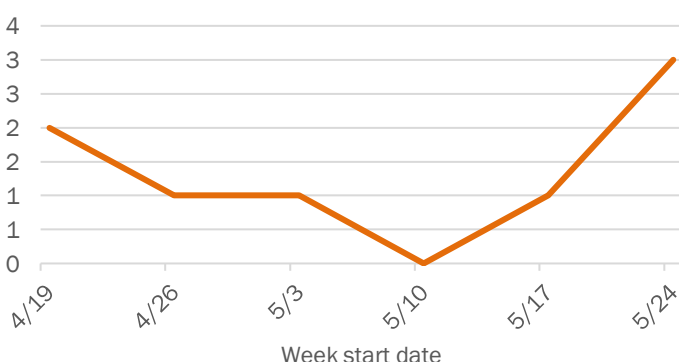
Daily percent of ED visits resulting in cough-associated admissions



Weekly count of ED vists for influenza-like illness



Weekly count of ED vists for COVID-like illness

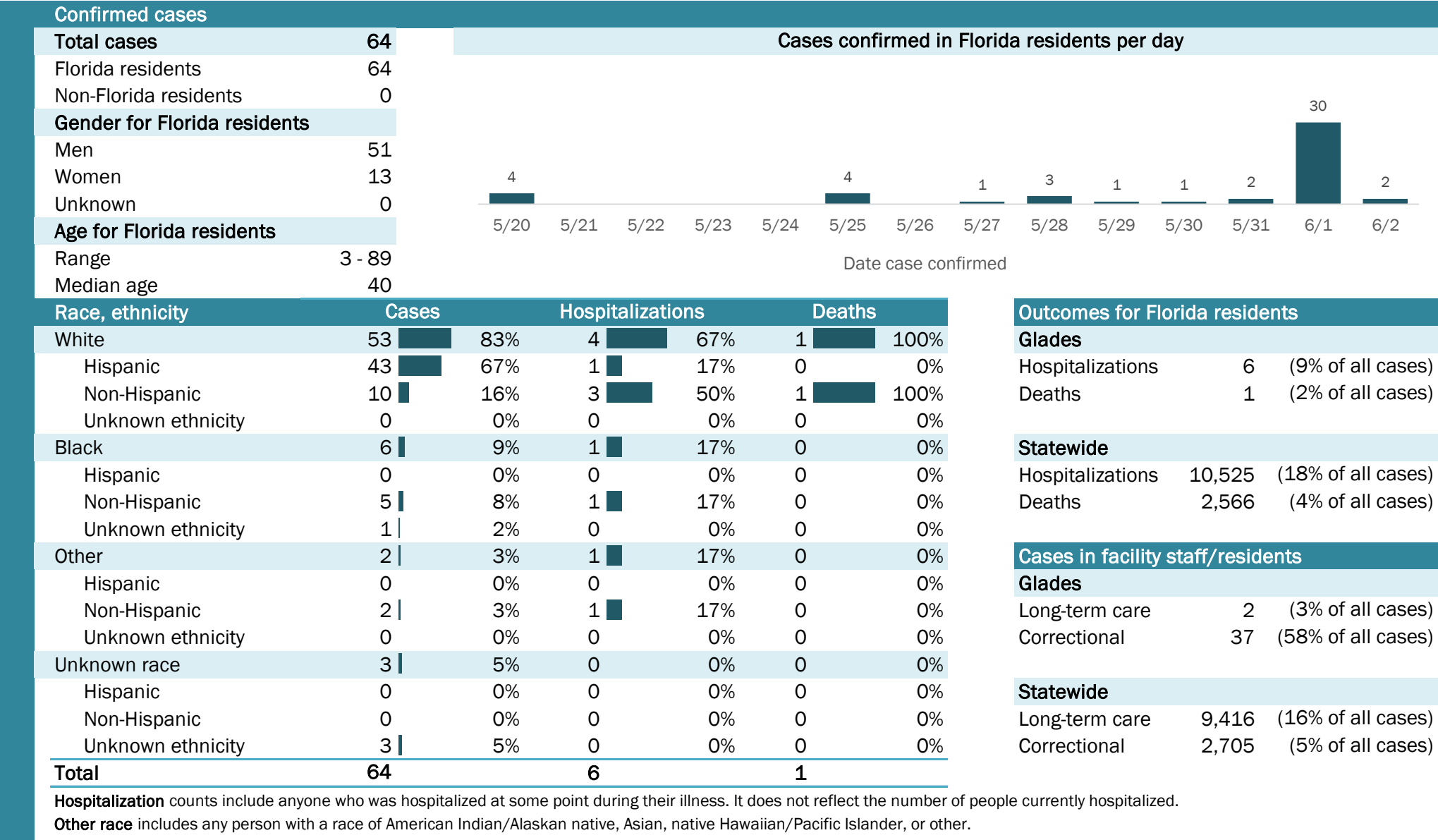


The Electronic Surveillance System for the Early Notification of Community-Based Epidemics (ESSENCE-FL) includes chief complaint data from 211 of 212 Florida EDs. Data are transmitted electronically to ESSENCE-FL daily or hourly.

Coronavirus: summary for Glades County

Data for Jun 3, 2020 (verified at 10 AM)

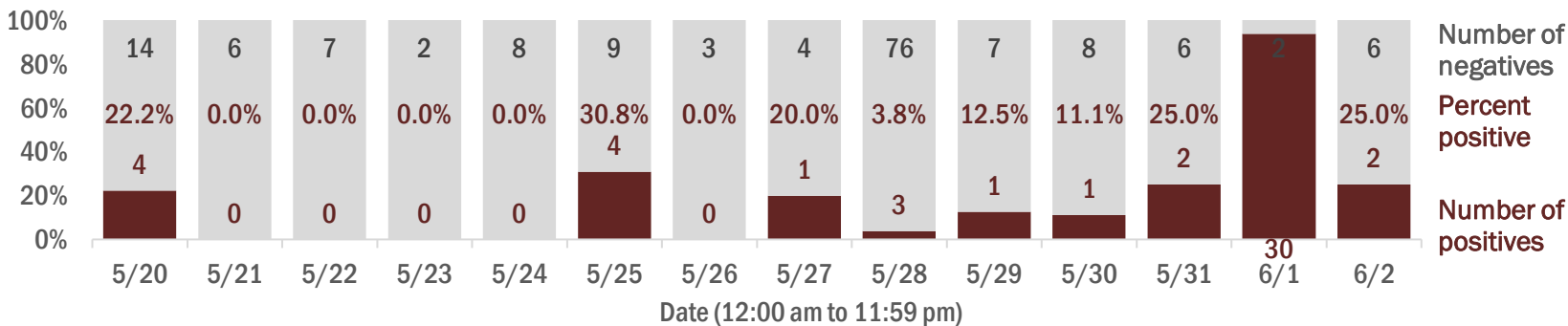
Data in this report are provisional and subject to change.



Laboratory testing for Florida residents and non-Florida residents over the past 2 weeks

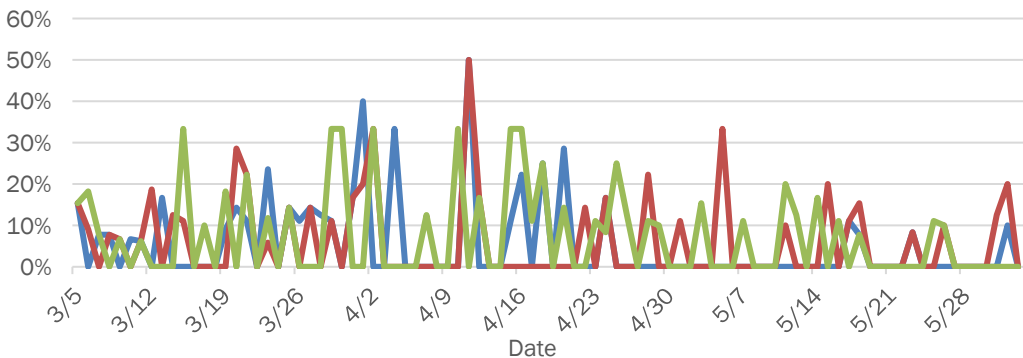
Number and percent of positive labs

These counts include the number of people for whom the department received laboratory results by day. This percent is the number of people who test positive for the first time divided by all the people tested that day, excluding people who have previously tested positive.

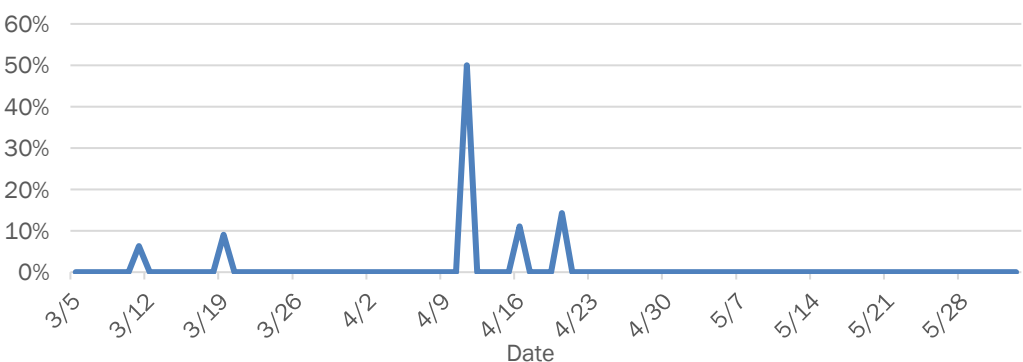


Emergency department (ED) chief complaint and admission data for Glades County

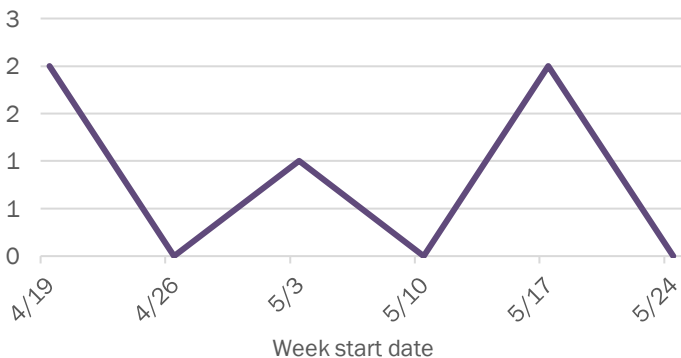
Daily percent of ED visits mentioning cough, fever, or shortness of breath



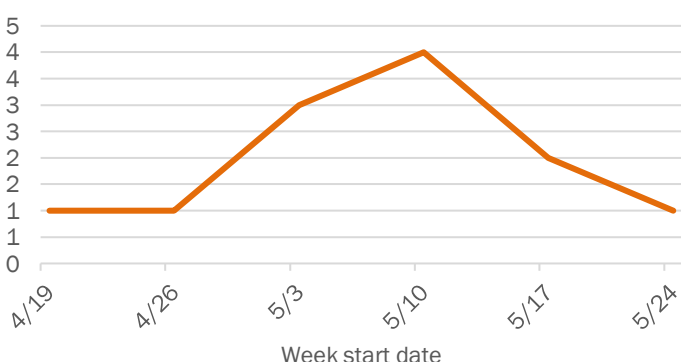
Daily percent of ED visits resulting in cough-associated admissions



Weekly count of ED visits for influenza-like illness



Weekly count of ED visits for COVID-like illness



The Electronic Surveillance System for the Early Notification of Community-Based Epidemics (ESSENCE-FL) includes chief complaint data from 211 of 212 Florida EDs. Data are transmitted electronically to ESSENCE-FL daily or hourly.

Coronavirus: summary for Gulf County

Data for Jun 3, 2020 (verified at 10 AM)

Data in this report are provisional and subject to change.

Confirmed cases

Total cases

2

Cases confirmed in Florida residents per day

1

Florida residents

2

Non-Florida residents

0

Gender for Florida residents

Men

0

Women

2

Unknown

0

Age for Florida residents

Range

40 - 42

Median age

41

Race, ethnicity

Cases

Hospitalizations

Deaths

White

2

100%

0

N/A

0

N/A

Hispanic

0

0%

0

N/A

0

N/A

Non-Hispanic

2

100%

0

N/A

0

N/A

Unknown ethnicity

0

0%

0

N/A

0

N/A

Black

0

0%

0

N/A

0

N/A

Hispanic

0

0%

0

N/A

0

N/A

Non-Hispanic

0

0%

0

N/A

0

N/A

Unknown ethnicity

0

0%

0

N/A

0

N/A

Other

0

0%

0

N/A

0

N/A

Hispanic

0

0%

0

N/A

0

N/A

Non-Hispanic

0

0%

0

N/A

0

N/A

Unknown ethnicity

0

0%

0

N/A

0

N/A

Unknown race

0

0%

0

N/A

0

N/A

Hispanic

0

0%

0

N/A

0

N/A

Non-Hispanic

0

0%

0

N/A

0

N/A

Unknown ethnicity

0

0%

0

N/A

0

N/A

Total

2

0

0

Outcomes for Florida residents

Gulf

Hospitalizations

0

(0% of all cases)

Deaths

0

(0% of all cases)

Statewide

Hospitalizations

10,525

(18% of all cases)

Deaths

2,566

(4% of all cases)

Cases in facility staff/residents

Gulf

Long-term care

1

(50% of all cases)

Correctional

0

(0% of all cases)

Statewide

Long-term care

9,416

(16% of all cases)

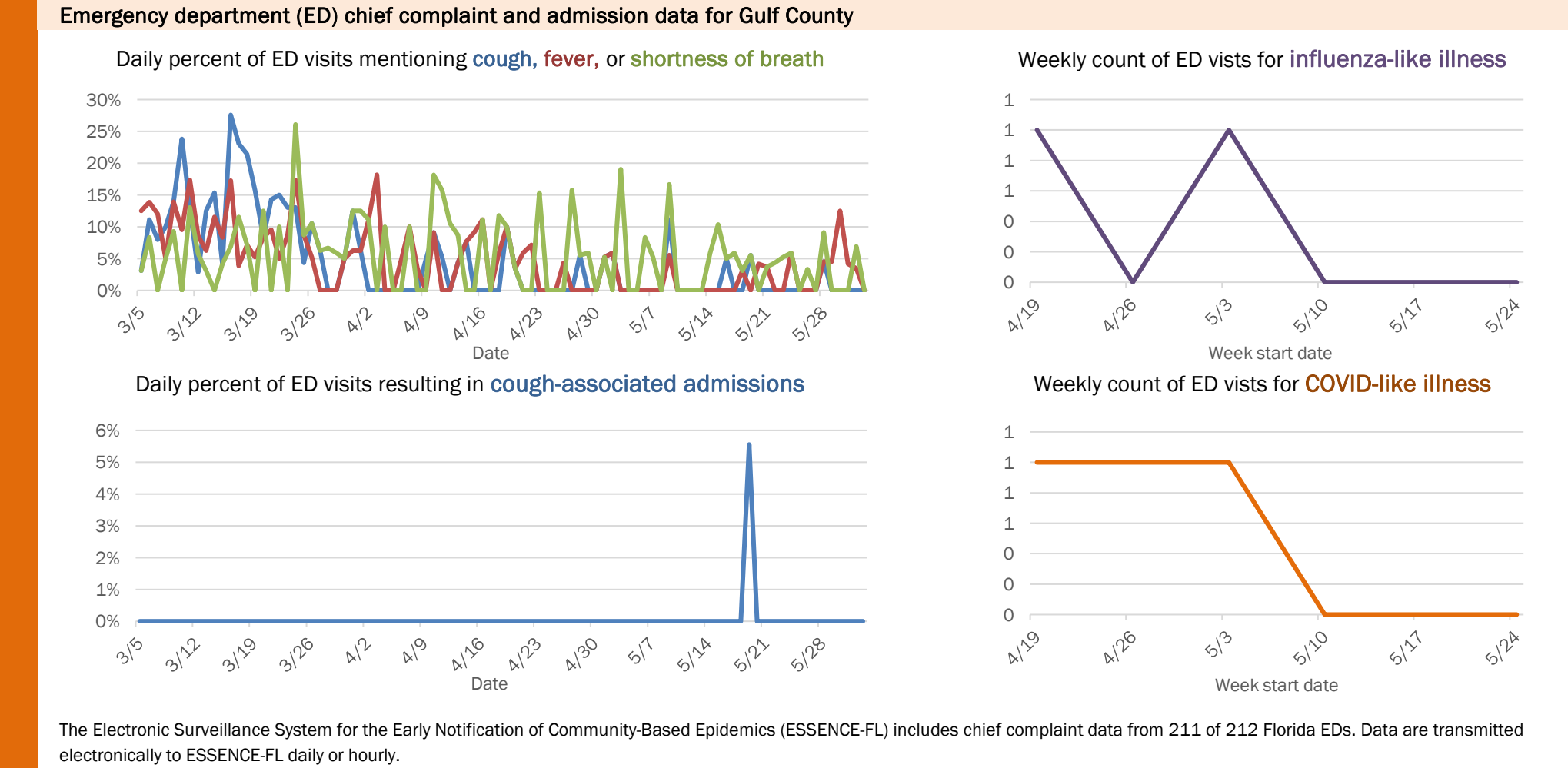
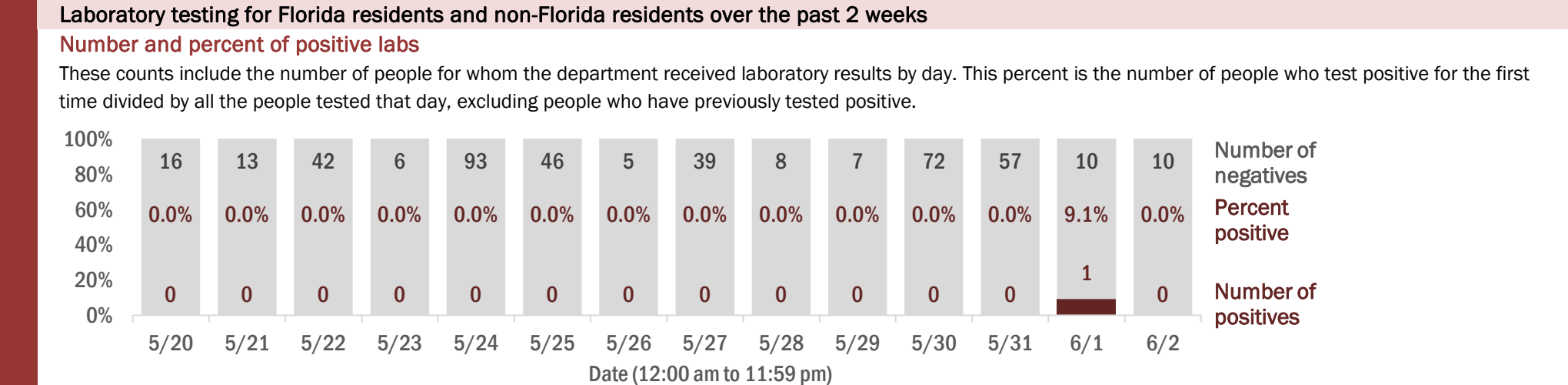
Correctional

2,705

(5% of all cases)

Hospitalization counts include anyone who was hospitalized at some point during their illness. It does not reflect the number of people currently hospitalized.

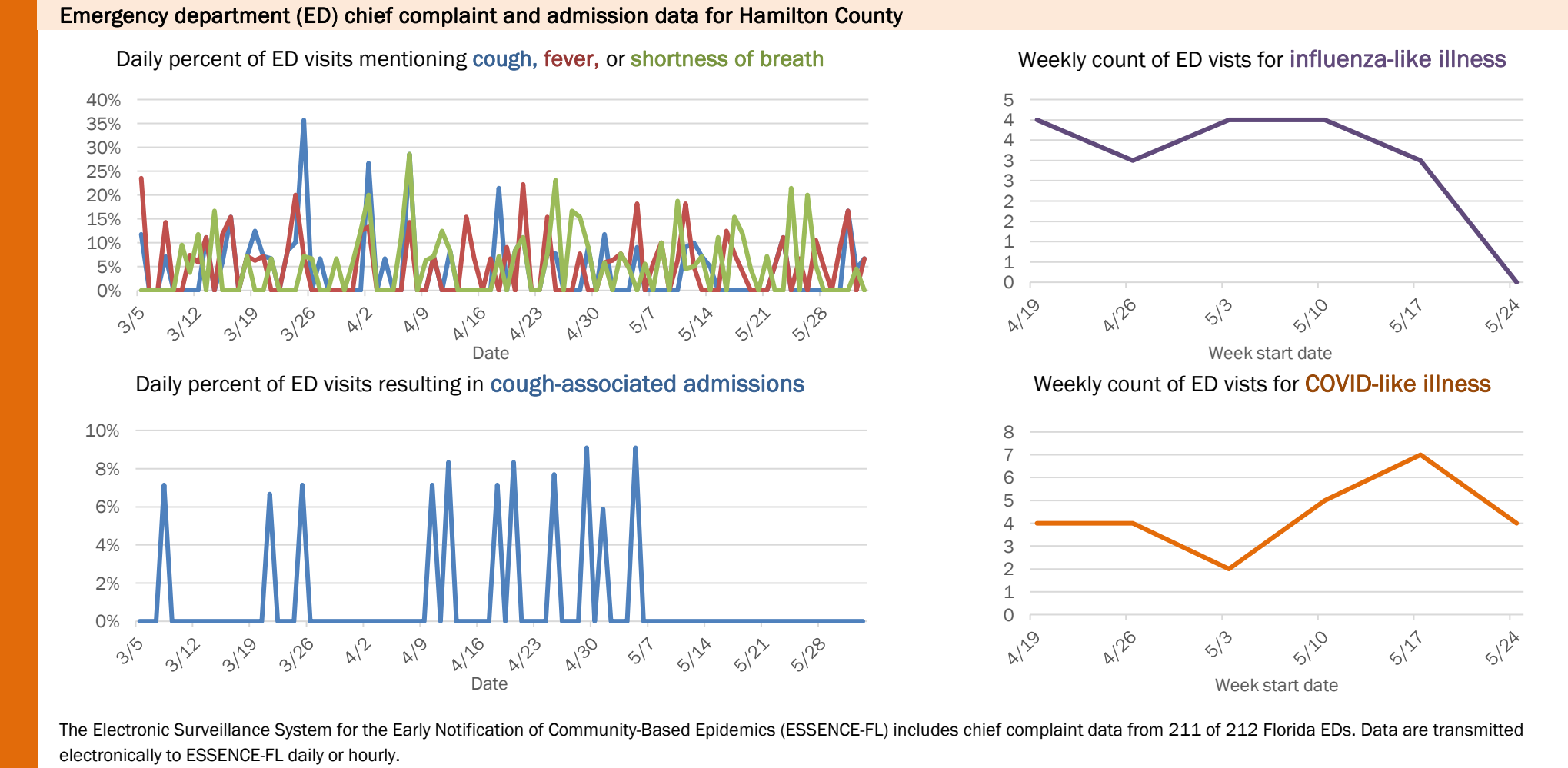
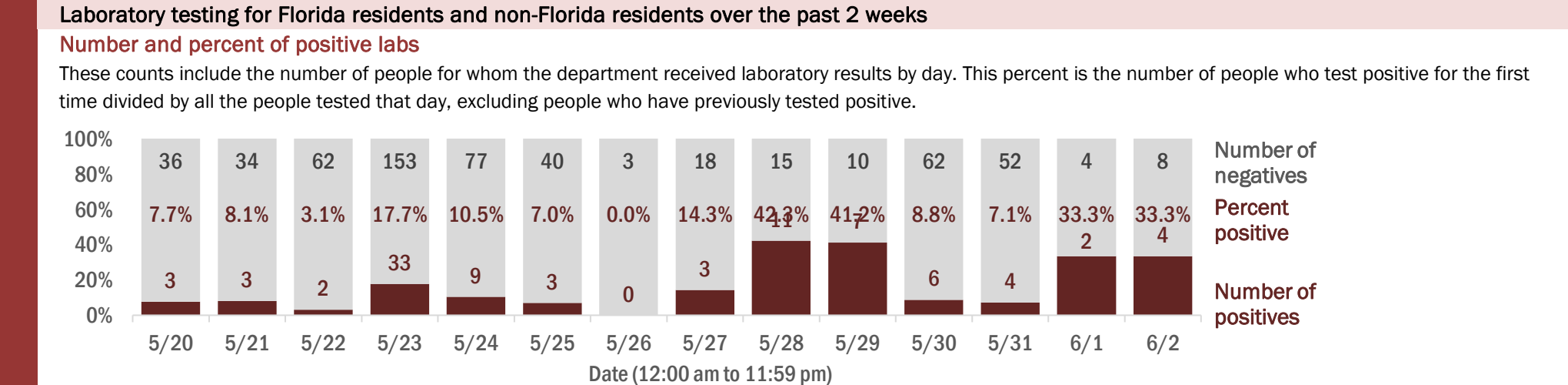
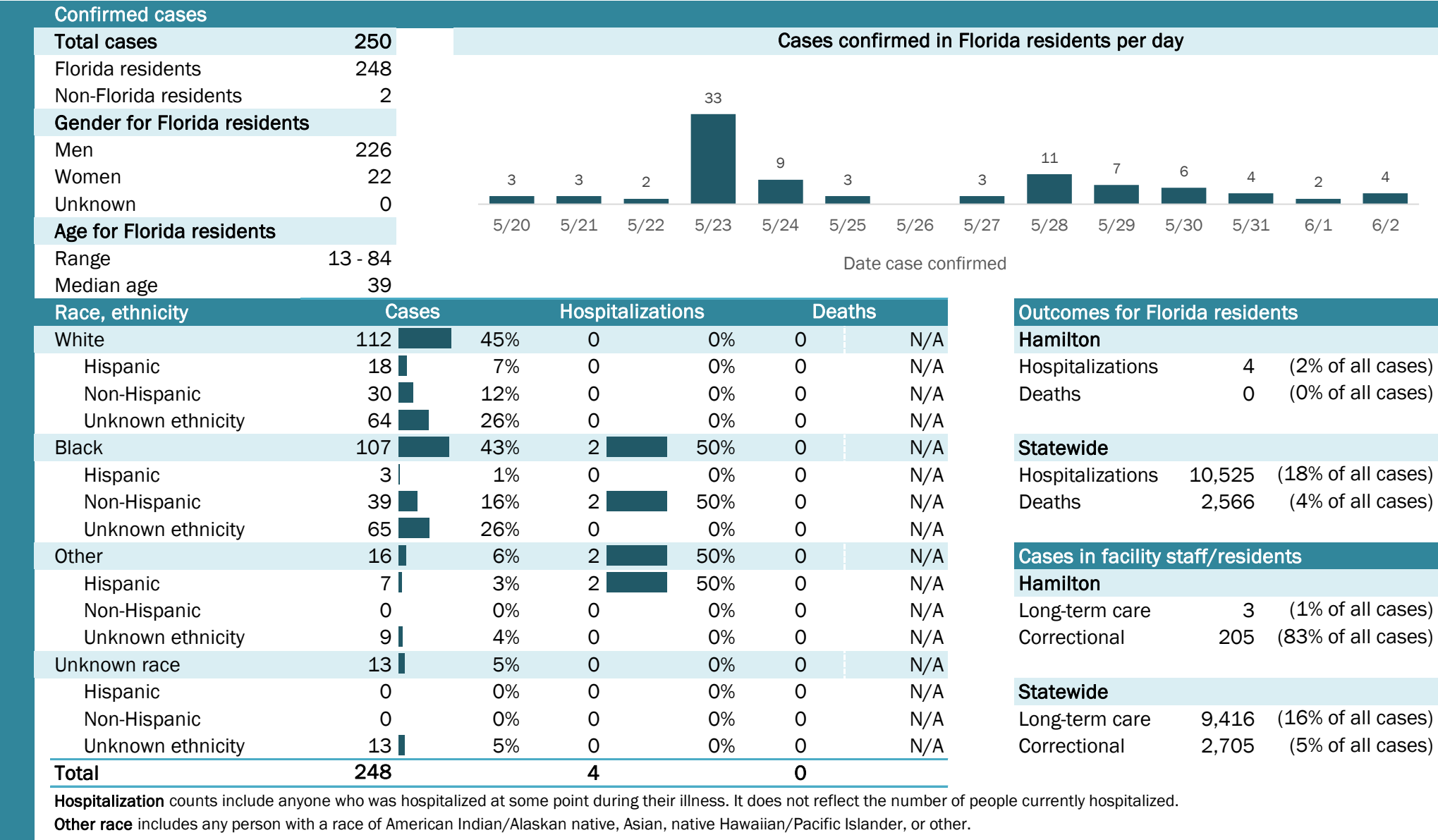
Other race includes any person with a race of American Indian/Alaskan native, Asian, native Hawaiian/Pacific Islander, or other.



Coronavirus: summary for Hamilton County

Data for Jun 3, 2020 (verified at 10 AM)

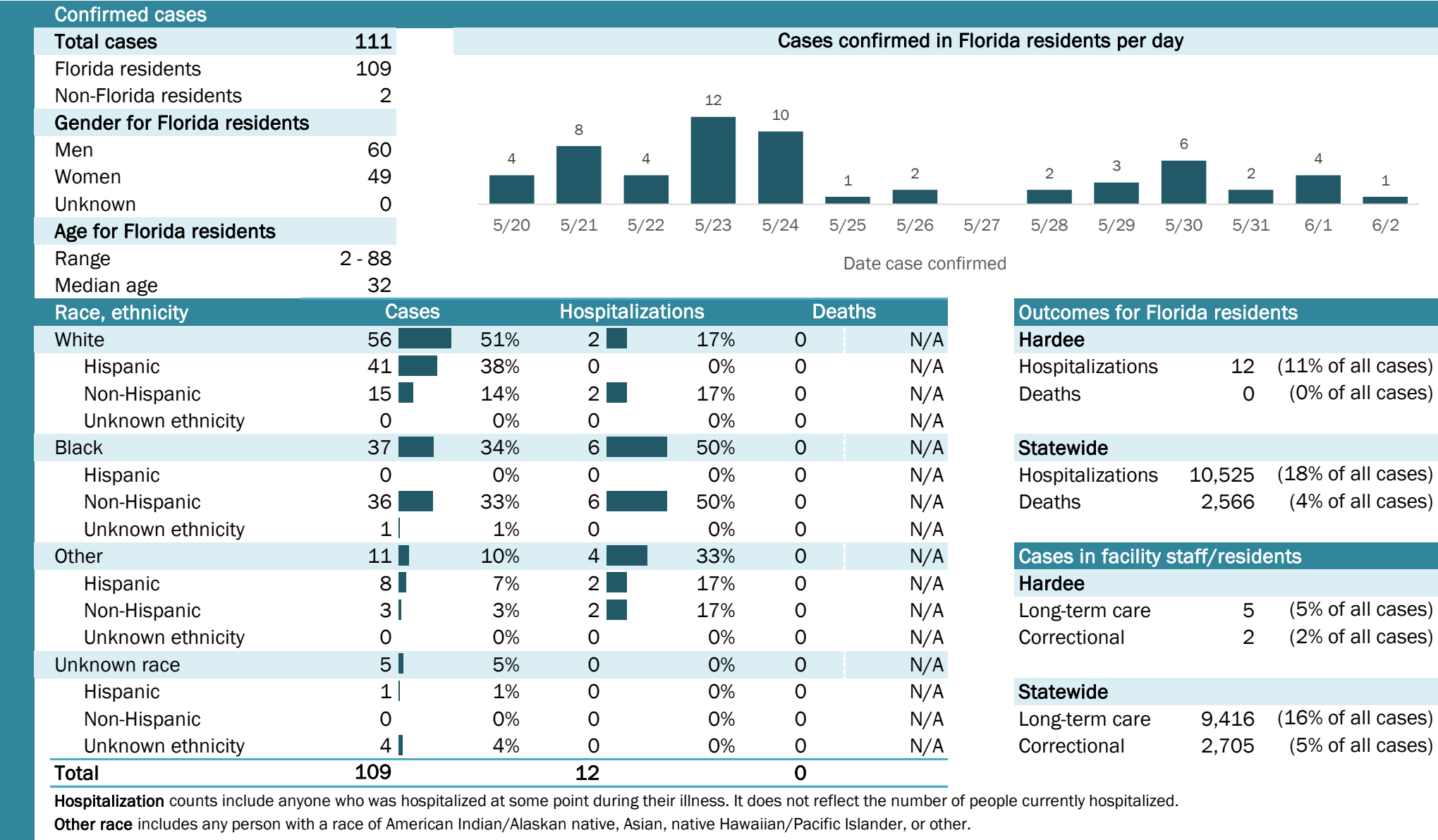
Data in this report are provisional and subject to change.



Coronavirus: summary for Hardee County

Data for Jun 3, 2020 (verified at 10 AM)

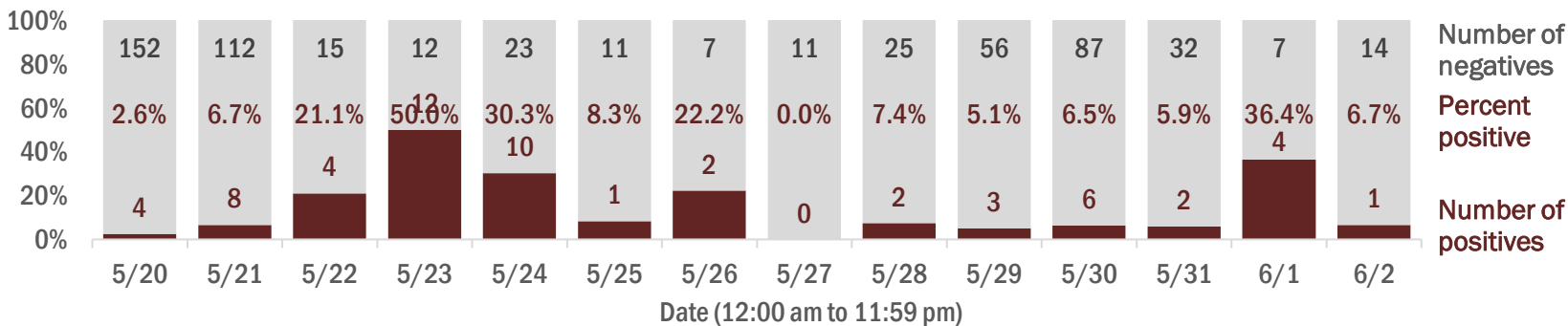
Data in this report are provisional and subject to change.



Laboratory testing for Florida residents and non-Florida residents over the past 2 weeks

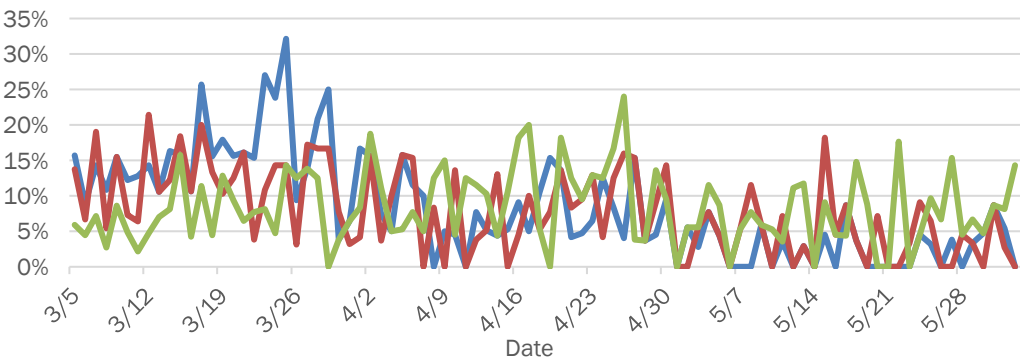
Number and percent of positive labs

These counts include the number of people for whom the department received laboratory results by day. This percent is the number of people who test positive for the first time divided by all the people tested that day, excluding people who have previously tested positive.

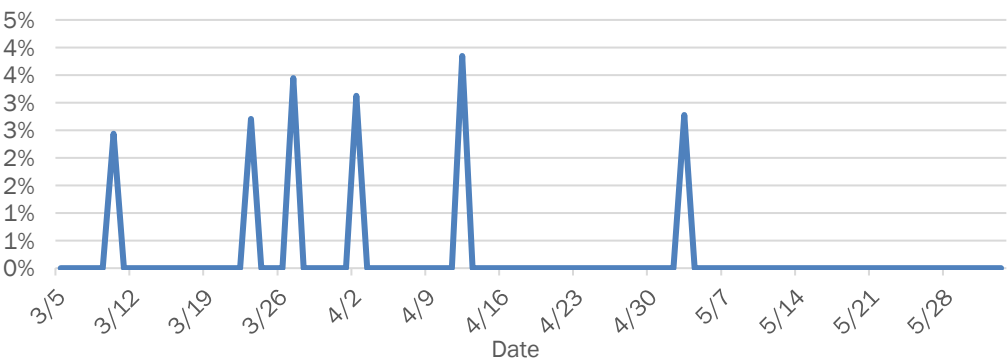


Emergency department (ED) chief complaint and admission data for Hardee County

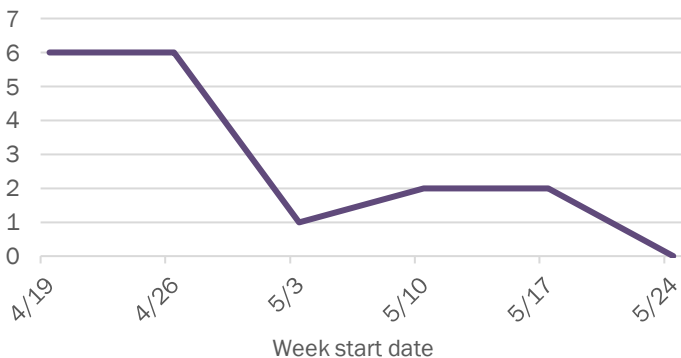
Daily percent of ED visits mentioning cough, fever, or shortness of breath



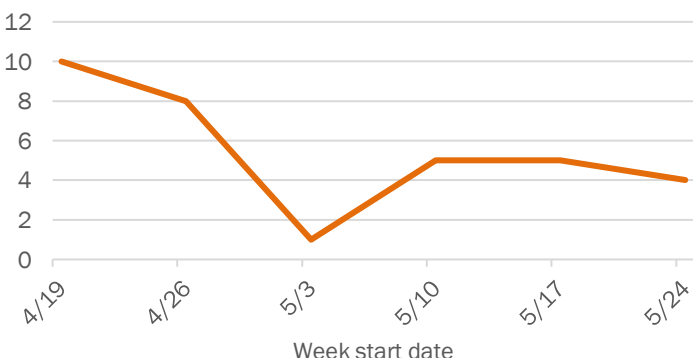
Daily percent of ED visits resulting in cough-associated admissions



Weekly count of ED visits for influenza-like illness



Weekly count of ED visits for COVID-like illness

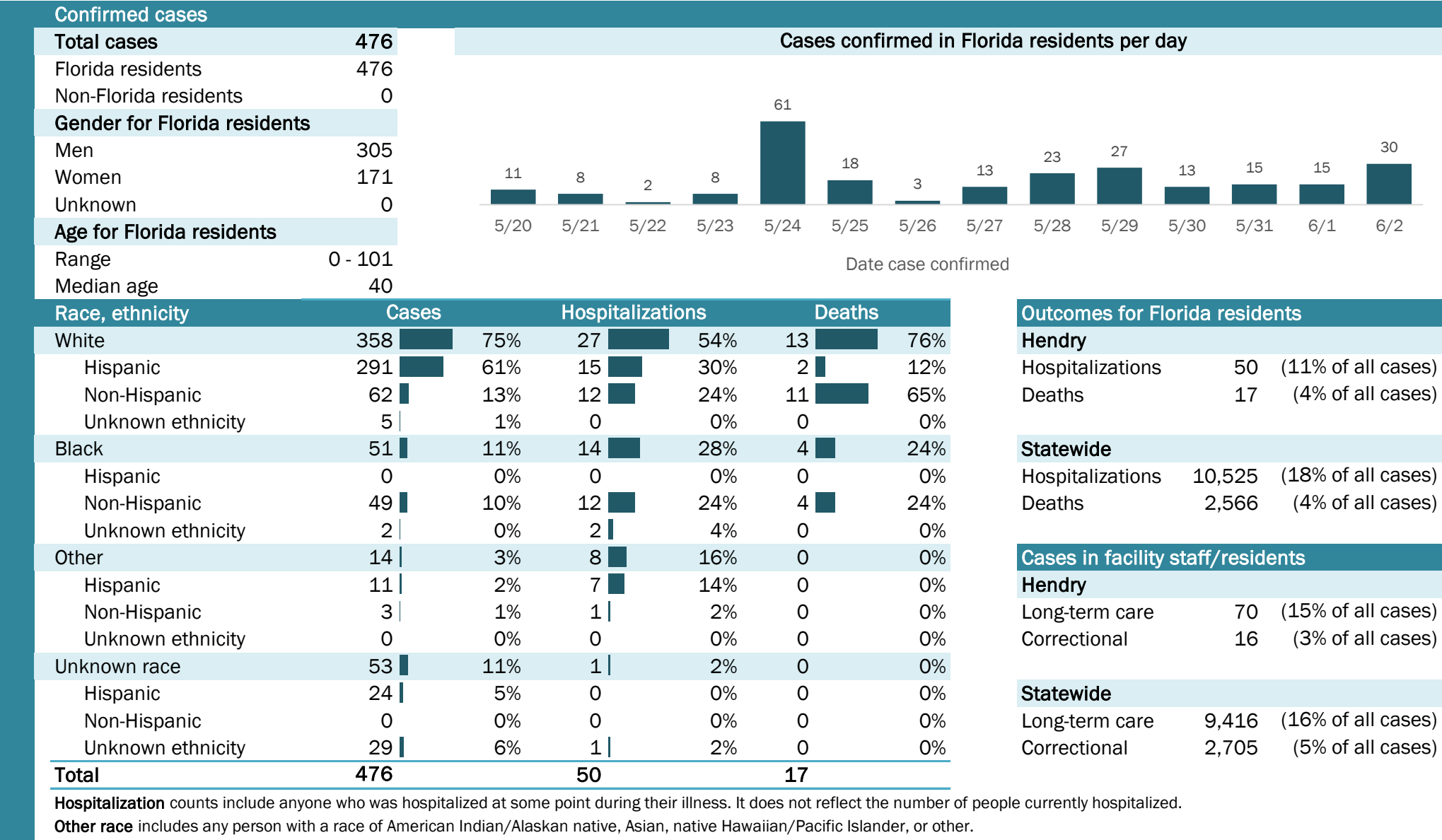


The Electronic Surveillance System for the Early Notification of Community-Based Epidemics (ESSENCE-FL) includes chief complaint data from 211 of 212 Florida EDs. Data are transmitted electronically to ESSENCE-FL daily or hourly.

Coronavirus: summary for Hendry County

Data for Jun 3, 2020 (verified at 10 AM)

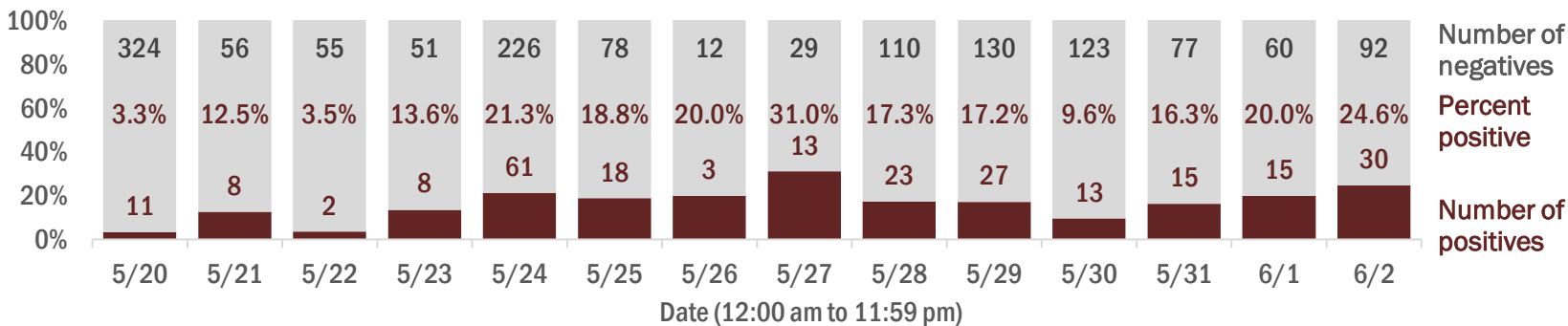
Data in this report are provisional and subject to change.



Laboratory testing for Florida residents and non-Florida residents over the past 2 weeks

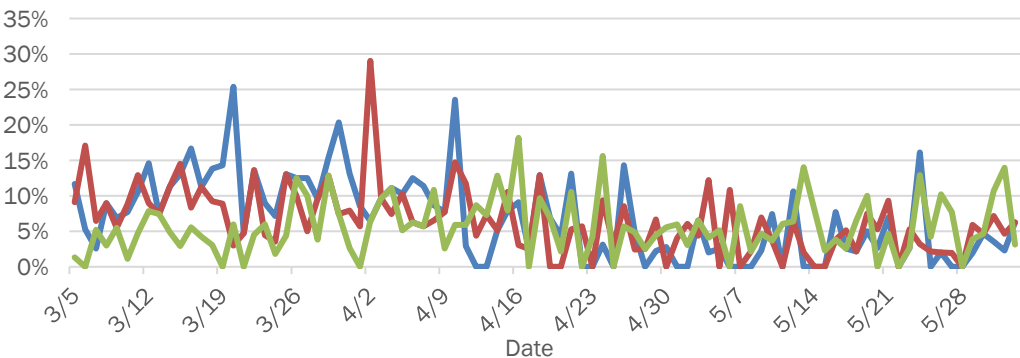
Number and percent of positive labs

These counts include the number of people for whom the department received laboratory results by day. This percent is the number of people who test positive for the first time divided by all the people tested that day, excluding people who have previously tested positive.

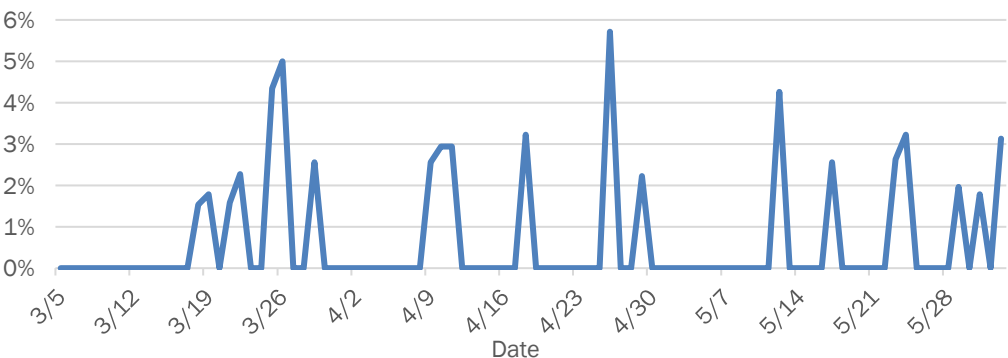


Emergency department (ED) chief complaint and admission data for Hendry County

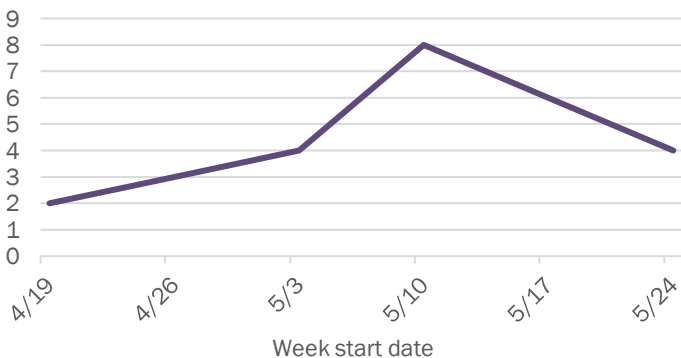
Daily percent of ED visits mentioning cough, fever, or shortness of breath



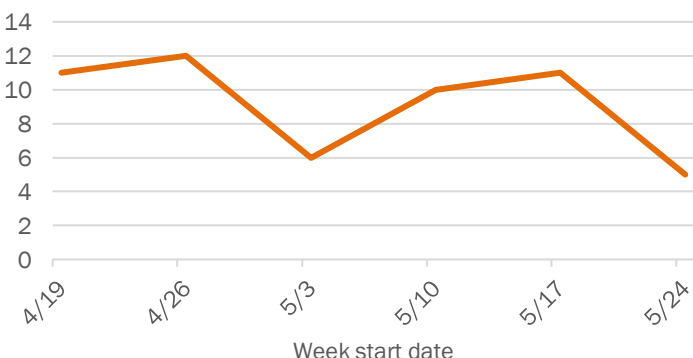
Daily percent of ED visits resulting in cough-associated admissions



Weekly count of ED visits for influenza-like illness



Weekly count of ED visits for COVID-like illness



The Electronic Surveillance System for the Early Notification of Community-Based Epidemics (ESSENCE-FL) includes chief complaint data from 211 of 212 Florida EDs. Data are transmitted electronically to ESSENCE-FL daily or hourly.

Coronavirus: summary for Hernando County

Data for Jun 3, 2020 (verified at 10 AM)

Data in this report are provisional and subject to change.

Confirmed cases

Total cases

120

Florida residents

115

Non-Florida residents

5

Gender for Florida residents

Men

60

Women

55

Unknown

0

Age for Florida residents

Range

1 - 88

Median age

48

Cases confirmed in Florida residents per day

1

5/20

1

5/21

1

5/23

1

5/24

1

5/25

2

5/30

4

6/1

Race, ethnicity	Cases	Hospitalizations	Deaths
White	9381%	2184%	480%
Hispanic	2320%	520%	120%
Non-Hispanic	6859%	1560%	360%
Unknown ethnicity	22%	14%	00%
Black	1715%	312%	120%
Hispanic	00%	00%	00%
Non-Hispanic	1715%	312%	120%
Unknown ethnicity	00%	00%	00%
Other	43%	14%	00%
Hispanic	22%	14%	00%
Non-Hispanic	22%	00%	00%
Unknown ethnicity	00%	00%	00%
Unknown race	11%	00%	00%
Hispanic	00%	00%	00%
Non-Hispanic	00%	00%	00%
Unknown ethnicity	11%	00%	00%
Total	115	25	5

Hospitalization

counts include anyone who was hospitalized at some point during their illness. It does not reflect the number of people currently hospitalized.

Other race

includes any person with a race of American Indian/Alaskan native, Asian, native Hawaiian/Pacific Islander, or other.

Outcomes for Florida residents

Hernando

Hospitalizations

25

(22% of all cases)

Deaths

5

(4% of all cases)

Statewide

Hospitalizations

10,525

(18% of all cases)

Deaths

2,566

(4% of all cases)

Cases in facility staff/residents

Hernando

Long-term care

8

(7% of all cases)

Correctional

6

(5% of all cases)

Statewide

Long-term care

9,416

(16% of all cases)

Correctional

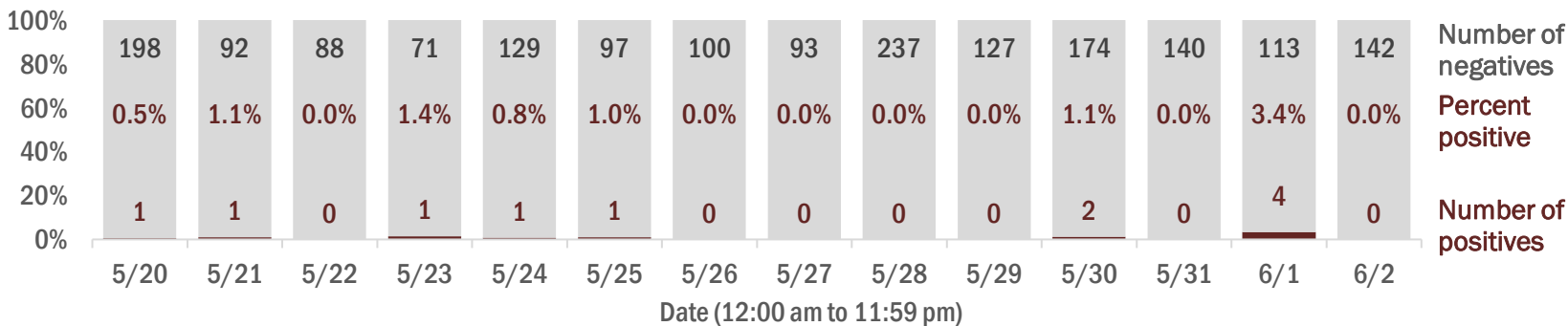
2,705

(5% of all cases)

Laboratory testing for Florida residents and non-Florida residents over the past 2 weeks

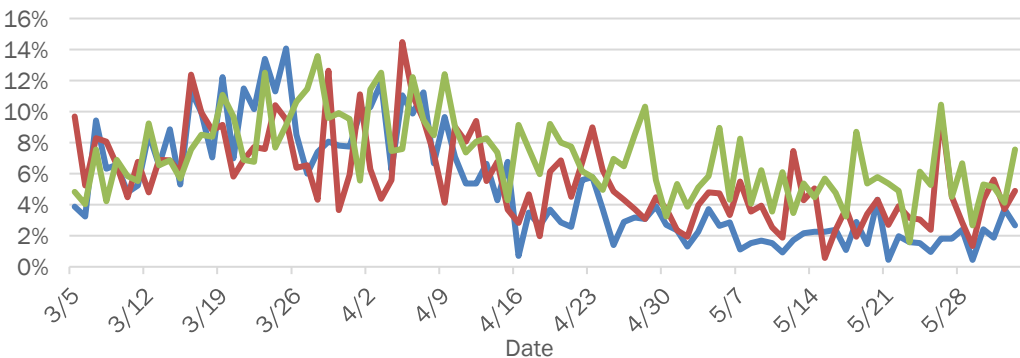
Number and percent of positive labs

These counts include the number of people for whom the department received laboratory results by day. This percent is the number of people who test positive for the first time divided by all the people tested that day, excluding people who have previously tested positive.



Emergency department (ED) chief complaint and admission data for Hernando County

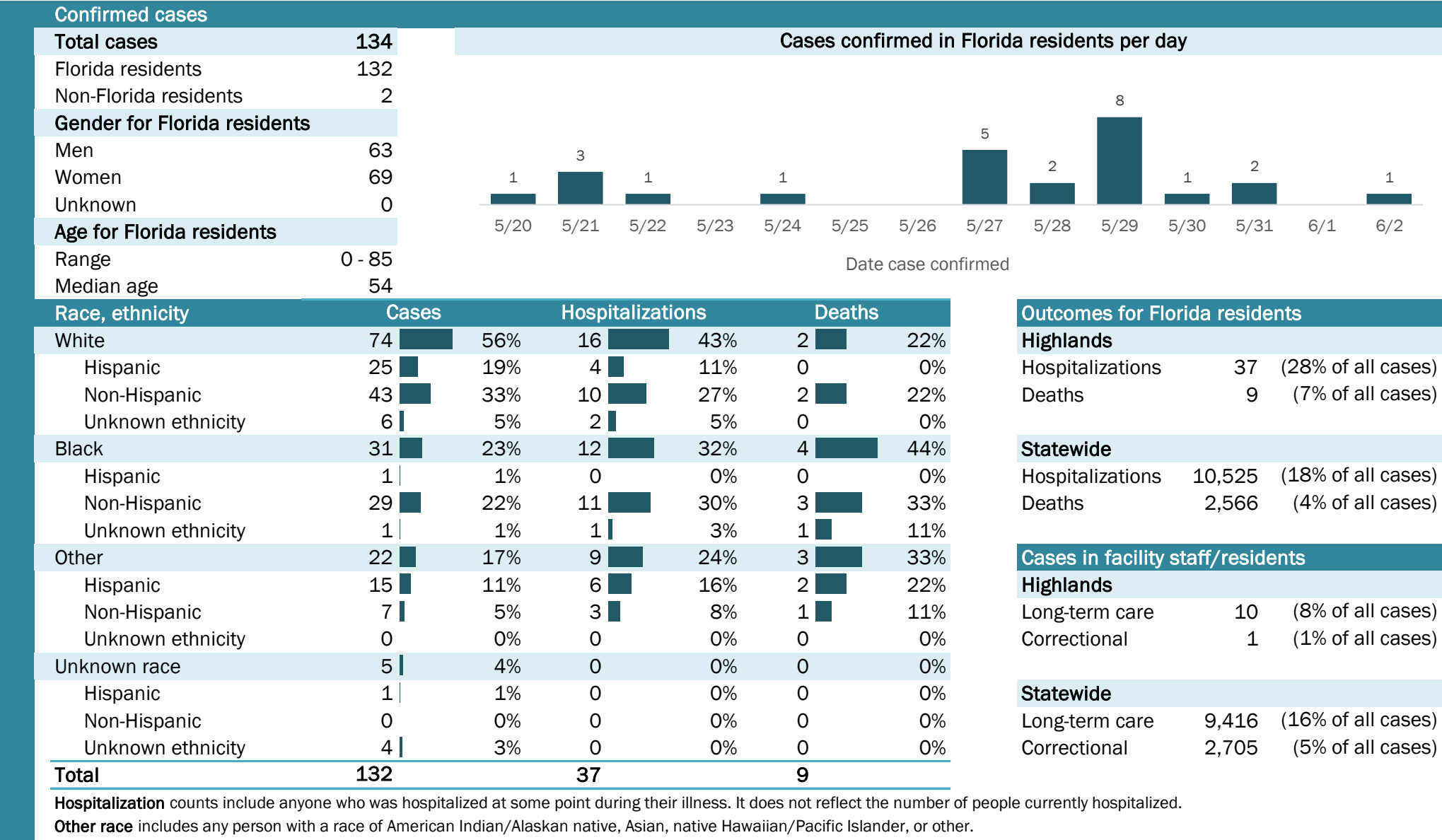
Daily percent of ED visits mentioning cough, fever, or shortness of breath



Coronavirus: summary for Highlands County

Data for Jun 3, 2020 (verified at 10 AM)

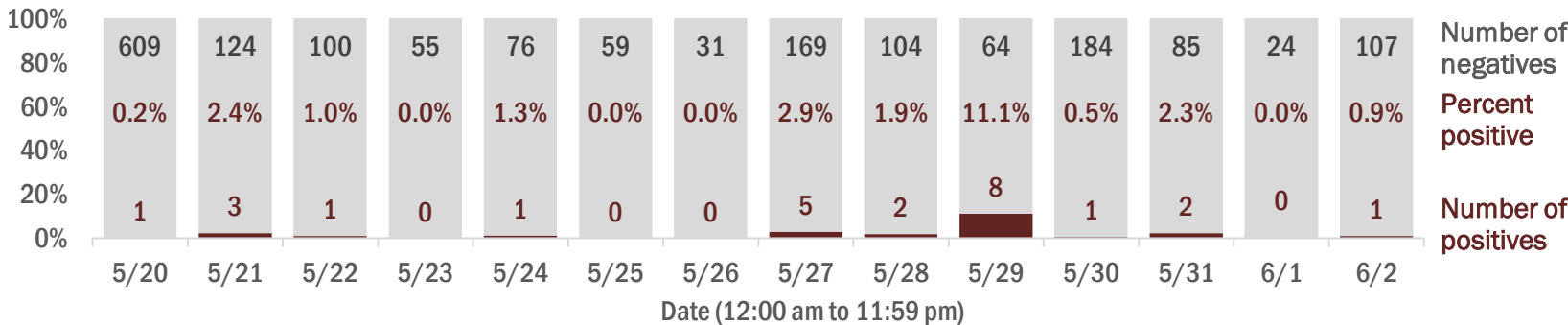
Data in this report are provisional and subject to change.



Laboratory testing for Florida residents and non-Florida residents over the past 2 weeks

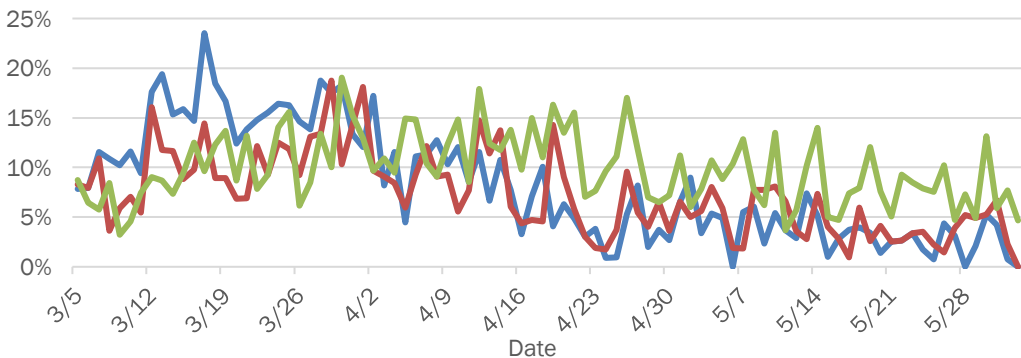
Number and percent of positive labs

These counts include the number of people for whom the department received laboratory results by day. This percent is the number of people who test positive for the first time divided by all the people tested that day, excluding people who have previously tested positive.

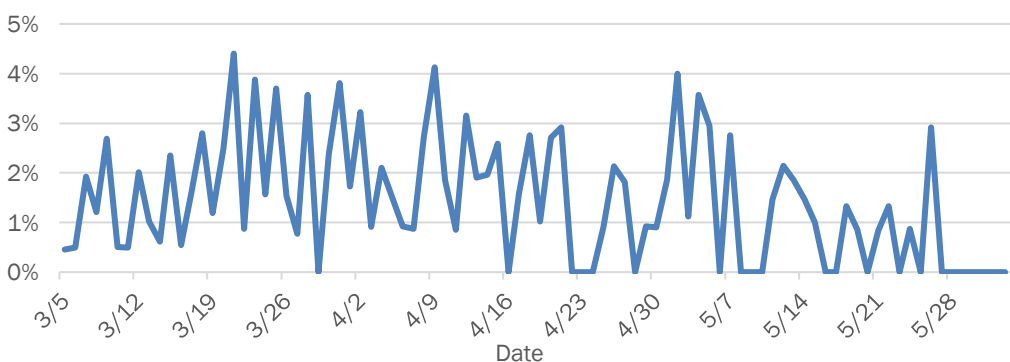


Emergency department (ED) chief complaint and admission data for Highlands County

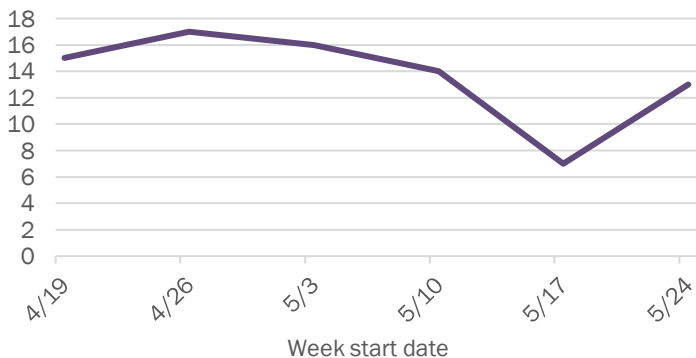
Daily percent of ED visits mentioning cough, fever, or shortness of breath



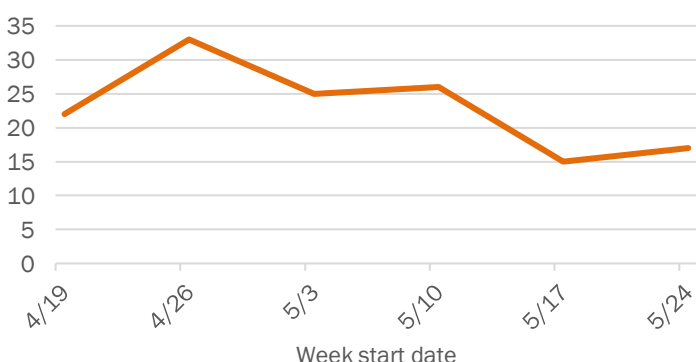
Daily percent of ED visits resulting in cough-associated admissions



Weekly count of ED vists for influenza-like illness



Weekly count of ED vists for COVID-like illness

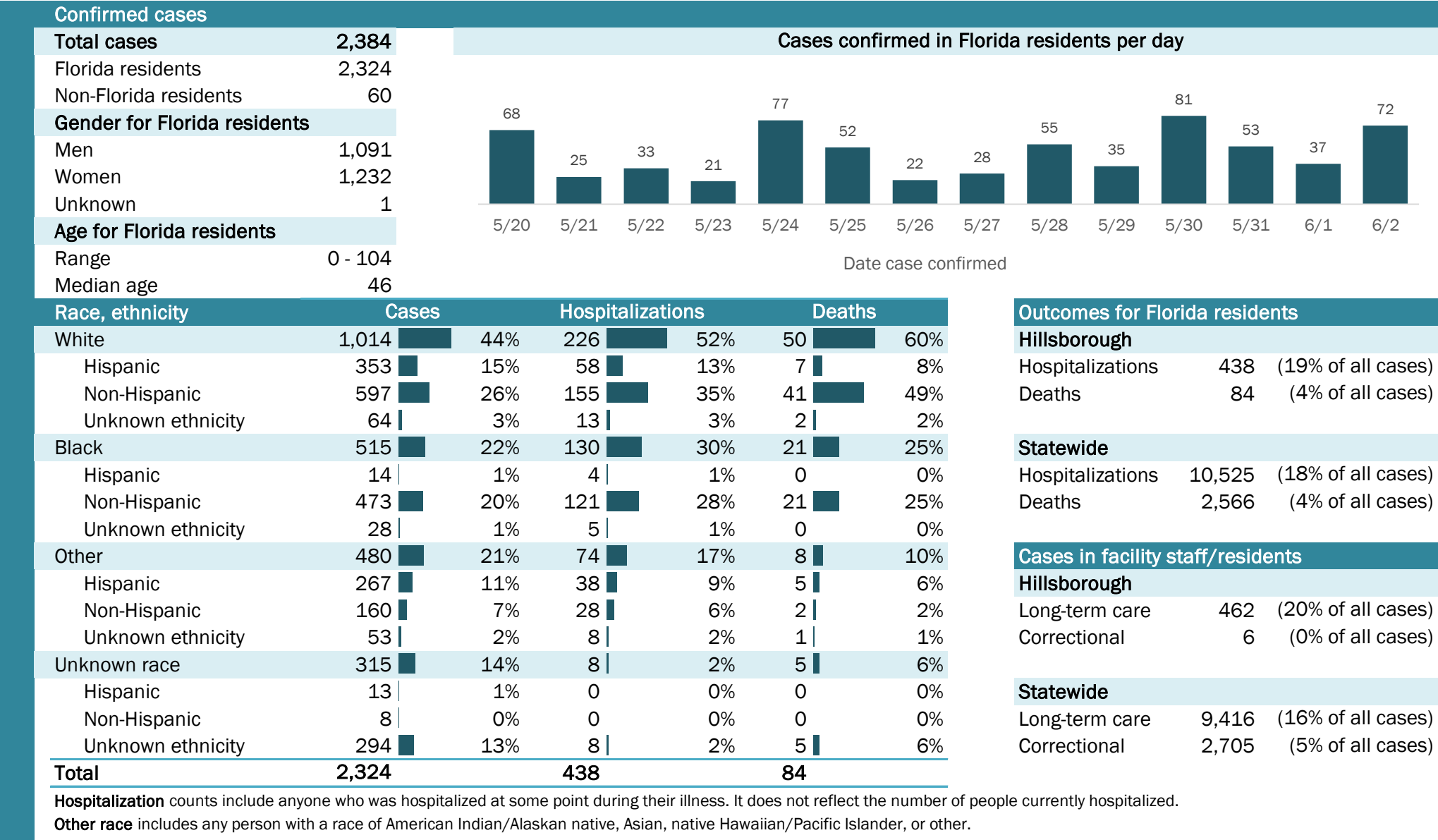


The Electronic Surveillance System for the Early Notification of Community-Based Epidemics (ESSENCE-FL) includes chief complaint data from 211 of 212 Florida EDs. Data are transmitted electronically to ESSENCE-FL daily or hourly.

Coronavirus: summary for Hillsborough County

Data for Jun 3, 2020 (verified at 10 AM)

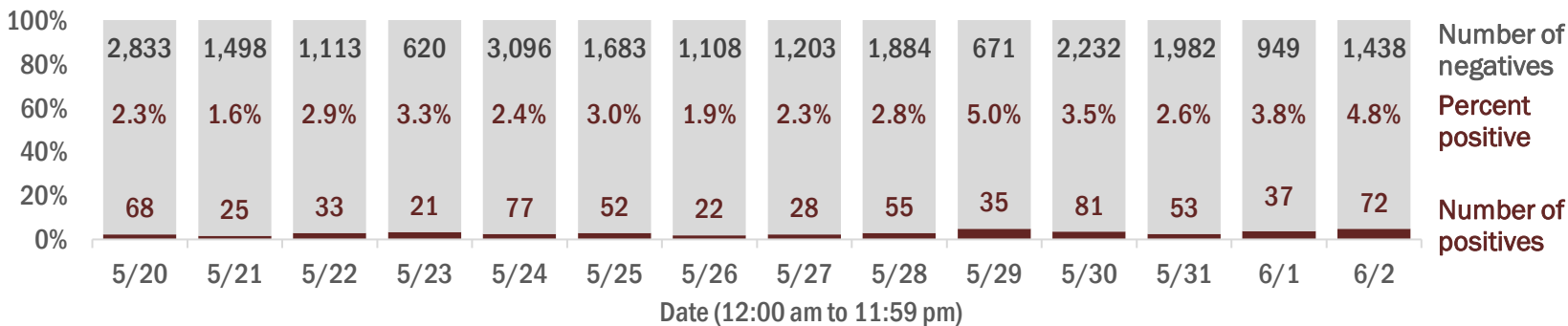
Data in this report are provisional and subject to change.



Laboratory testing for Florida residents and non-Florida residents over the past 2 weeks

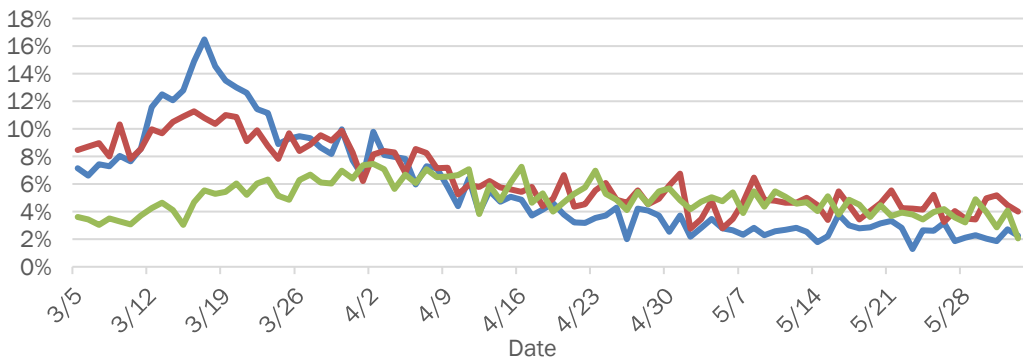
Number and percent of positive labs

These counts include the number of people for whom the department received laboratory results by day. This percent is the number of people who test positive for the first time divided by all the people tested that day, excluding people who have previously tested positive.

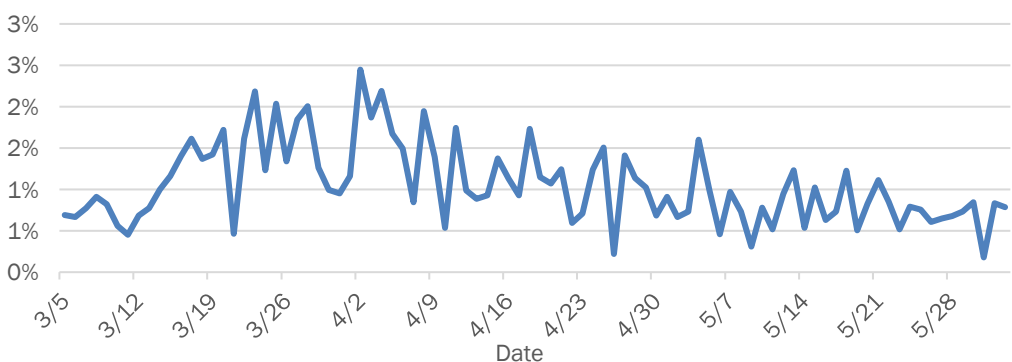


Emergency department (ED) chief complaint and admission data for Hillsborough County

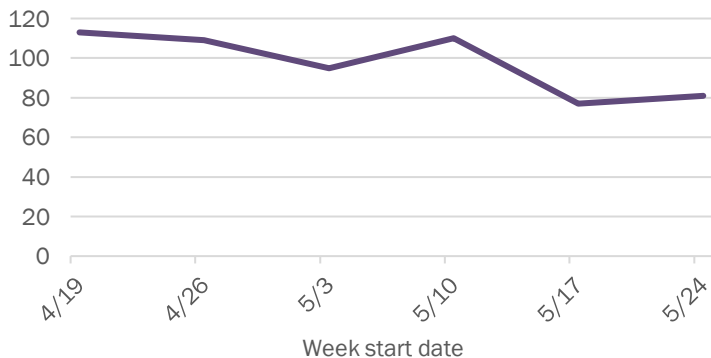
Daily percent of ED visits mentioning cough, fever, or shortness of breath



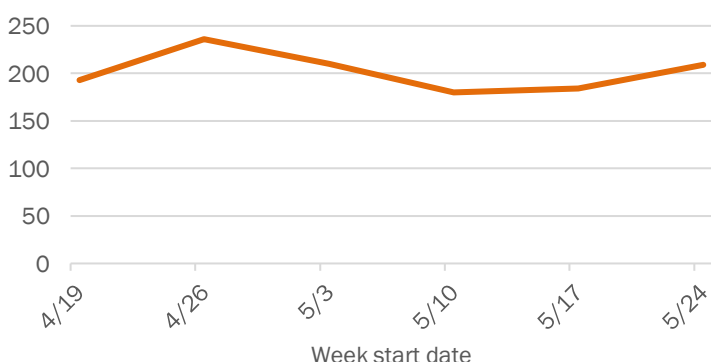
Daily percent of ED visits resulting in cough-associated admissions



Weekly count of ED vists for influenza-like illness



Weekly count of ED vists for COVID-like illness



The Electronic Surveillance System for the Early Notification of Community-Based Epidemics (ESSENCE-FL) includes chief complaint data from 211 of 212 Florida EDs. Data are transmitted electronically to ESSENCE-FL daily or hourly.

Coronavirus: summary for Holmes County

Data for Jun 3, 2020 (verified at 10 AM)

Data in this report are provisional and subject to change.

Confirmed cases

Total cases

24

Florida residents

24

Non-Florida residents

0

Gender for Florida residents

Men

13

Women

11

Unknown

0

Age for Florida residents

Range

1 - 79

Median age

41

Cases confirmed in Florida residents per day

2

1

3

1

1

4

1

5/20

5/21

5/22

5/23

5/24

5/25

5/26

5/27

5/28

5/29

5/30

5/31

6/1

6/2

Date case confirmed

Race, ethnicity	Cases	Hospitalizations	Deaths
White	17	71%	0
Hispanic	0	0%	0
Non-Hispanic	17	71%	0
Unknown ethnicity	0	0%	0
Black	3	13%	1
Hispanic	0	0%	0
Non-Hispanic	3	13%	1
Unknown ethnicity	0	0%	0
Other	1	4%	0
Hispanic	0	0%	0
Non-Hispanic	1	4%	0
Unknown ethnicity	0	0%	0
Unknown race	3	13%	0
Hispanic	0	0%	0
Non-Hispanic	0	0%	0
Unknown ethnicity	3	13%	0
Total	24	1	0

Hospitalization

counts include anyone who was hospitalized at some point during their illness. It does not reflect the number of people currently hospitalized.

Other race

includes any person with a race of American Indian/Alaskan native, Asian, native Hawaiian/Pacific Islander, or other.

Outcomes for Florida residents

Holmes

Hospitalizations

1

(4% of all cases)

Deaths

0

(0% of all cases)

Statewide

Hospitalizations

10,525

(18% of all cases)

Deaths

2,566

(4% of all cases)

Cases in facility staff/residents

Holmes

Long-term care

4

(17% of all cases)

Correctional

2

(8% of all cases)

Statewide

Long-term care

9,416

(16% of all cases)

Correctional

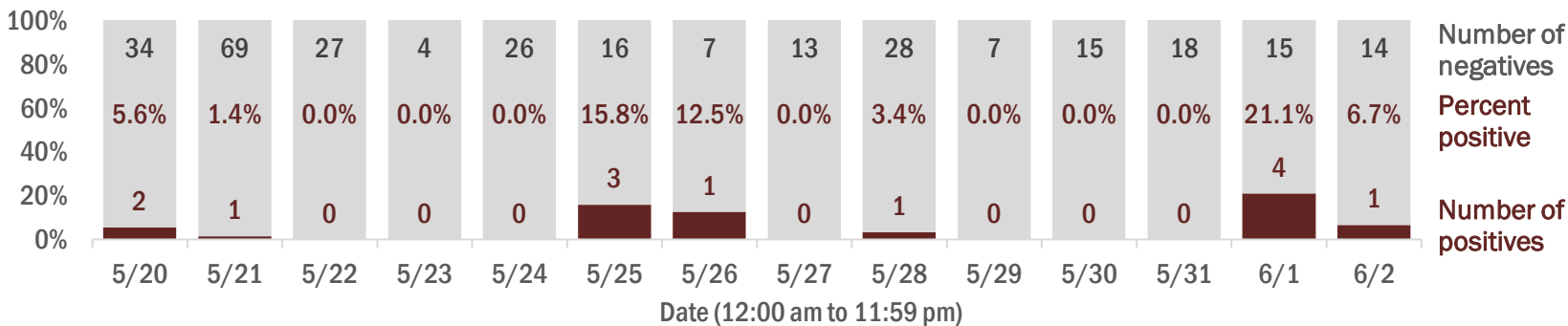
2,705

(5% of all cases)

Laboratory testing for Florida residents and non-Florida residents over the past 2 weeks

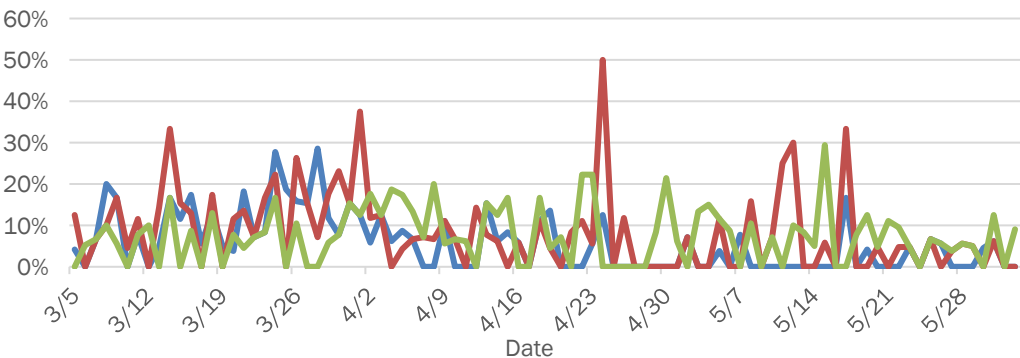
Number and percent of positive labs

These counts include the number of people for whom the department received laboratory results by day. This percent is the number of people who test positive for the first time divided by all the people tested that day, excluding people who have previously tested positive.

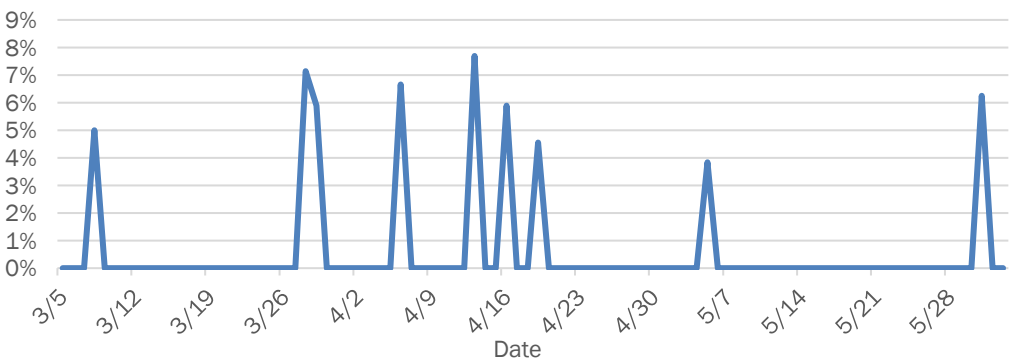


Emergency department (ED) chief complaint and admission data for Holmes County

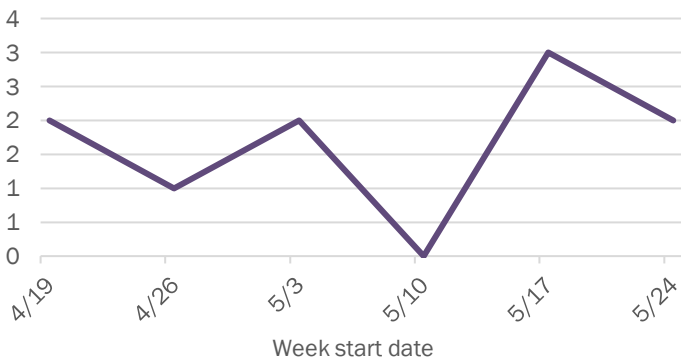
Daily percent of ED visits mentioning cough, fever, or shortness of breath



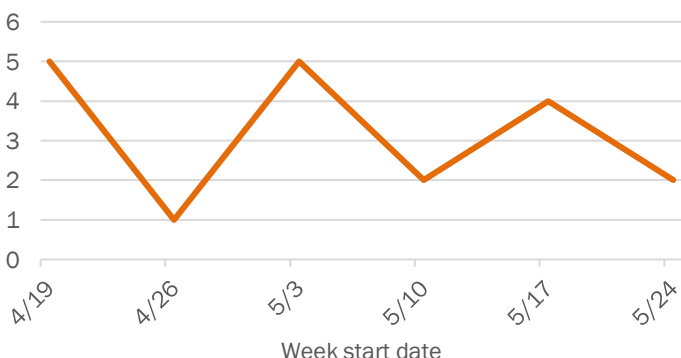
Daily percent of ED visits resulting in cough-associated admissions



Weekly count of ED vists for influenza-like illness



Weekly count of ED vists for COVID-like illness

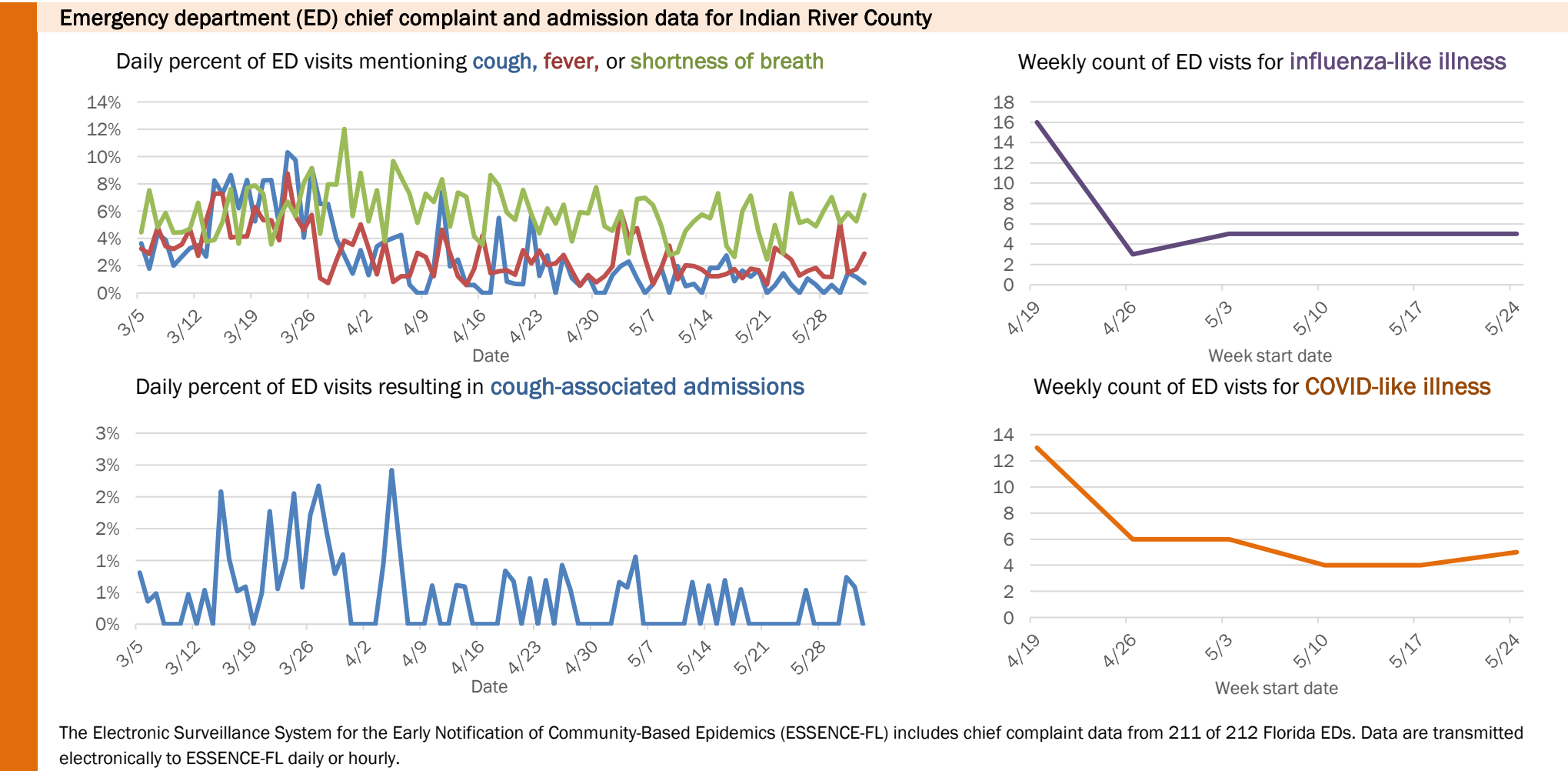
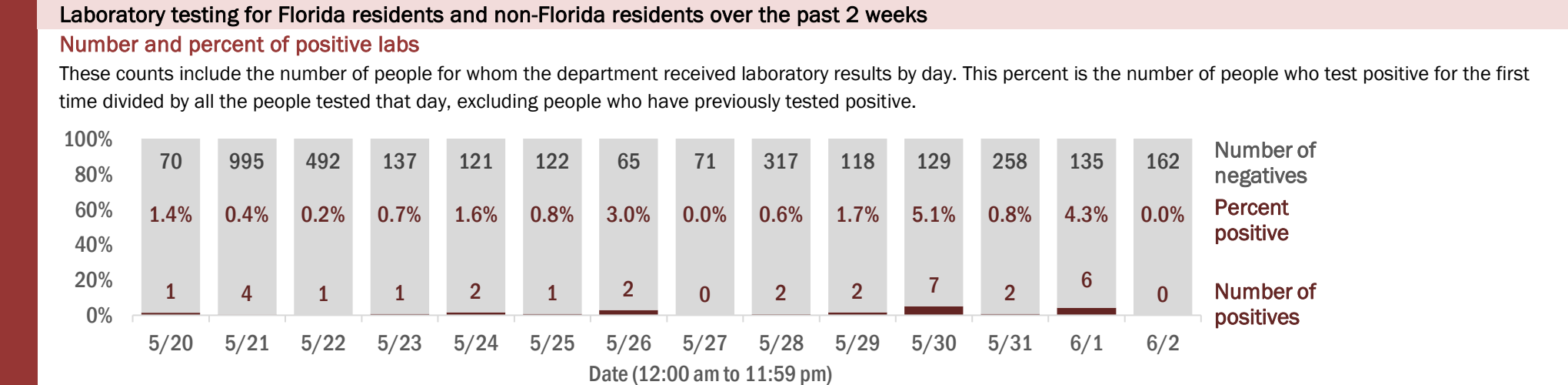
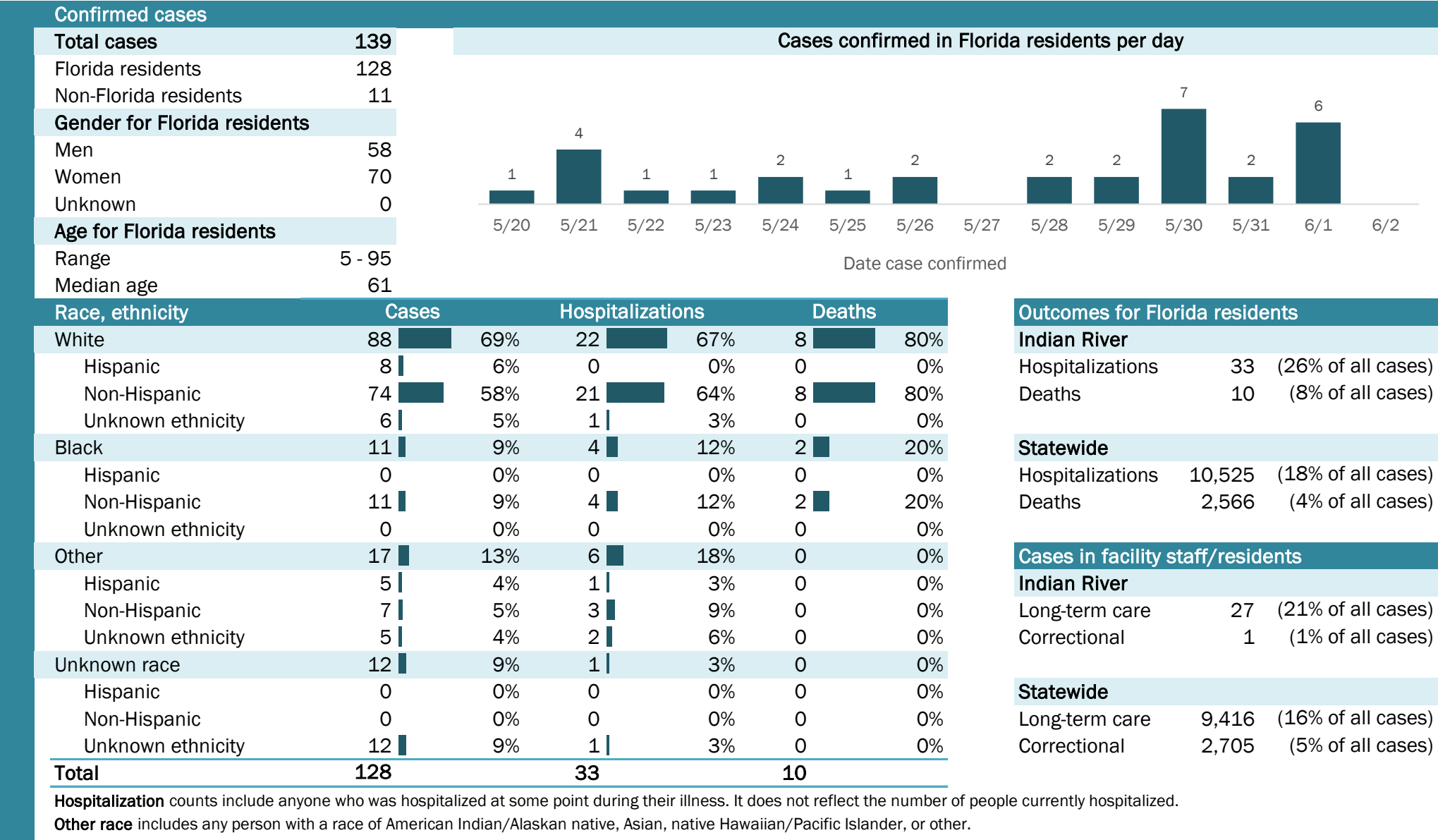


The Electronic Surveillance System for the Early Notification of Community-Based Epidemics (ESSENCE-FL) includes chief complaint data from 211 of 212 Florida EDs. Data are transmitted electronically to ESSENCE-FL daily or hourly.

Coronavirus: summary for Indian River County

Data for Jun 3, 2020 (verified at 10 AM)

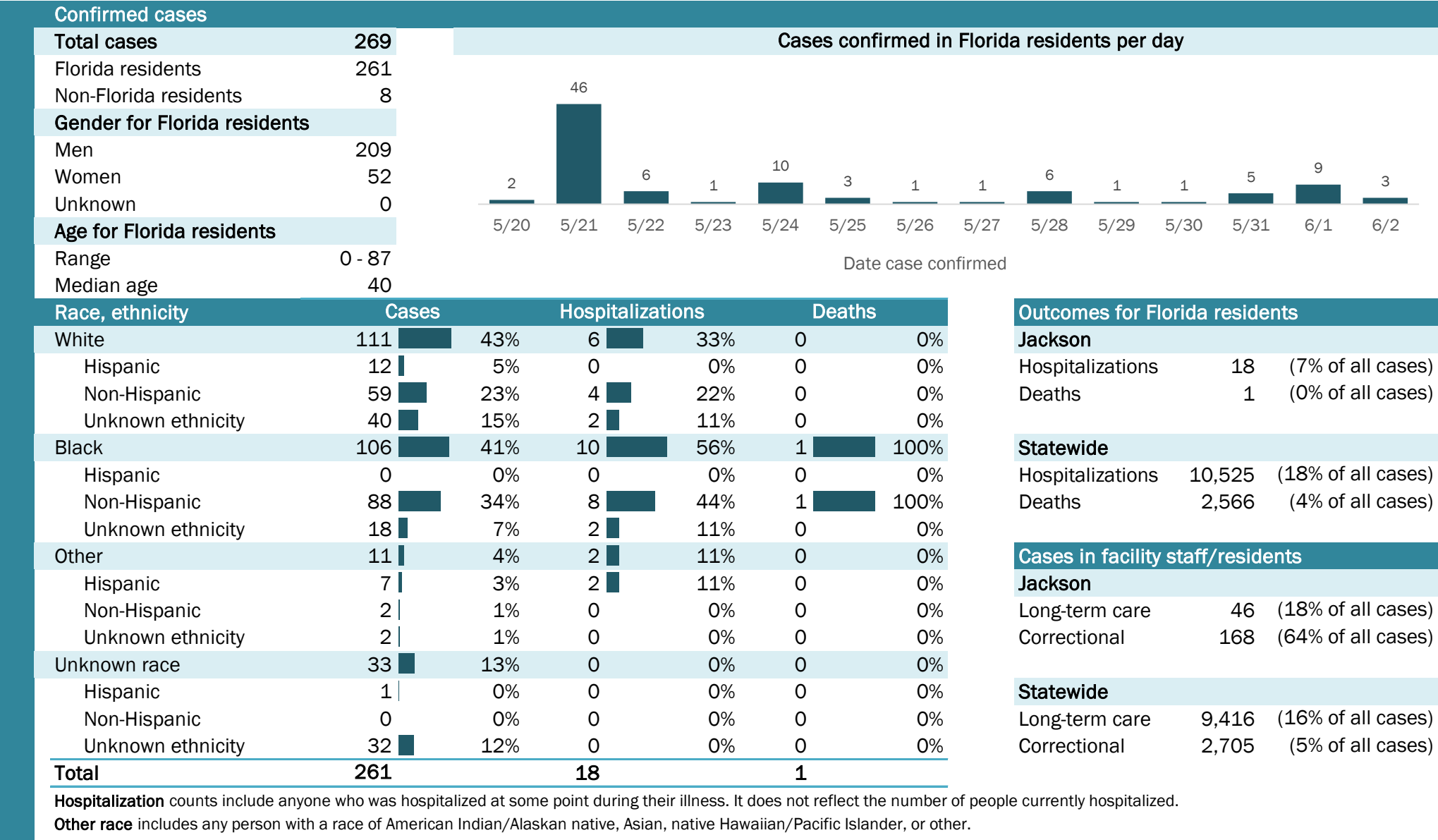
Data in this report are provisional and subject to change.



Coronavirus: summary for Jackson County

Data for Jun 3, 2020 (verified at 10 AM)

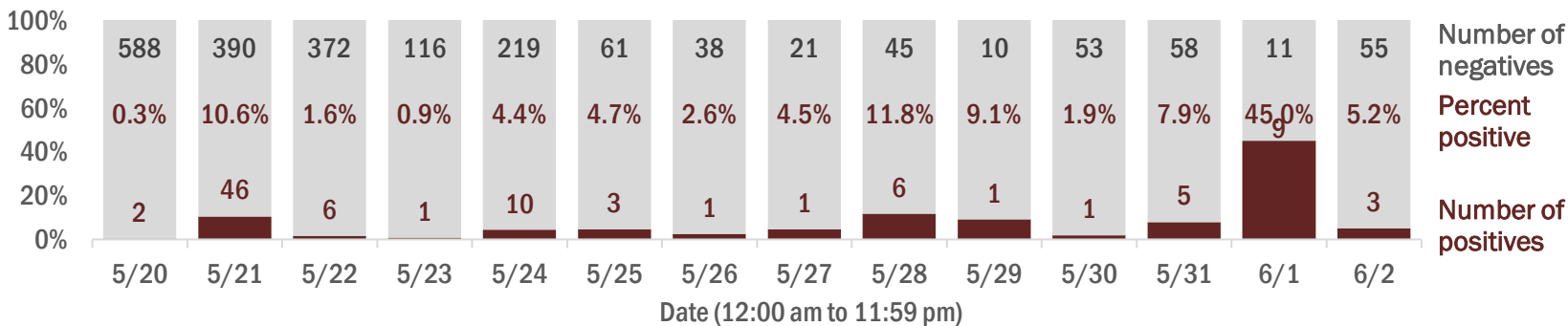
Data in this report are provisional and subject to change.



Laboratory testing for Florida residents and non-Florida residents over the past 2 weeks

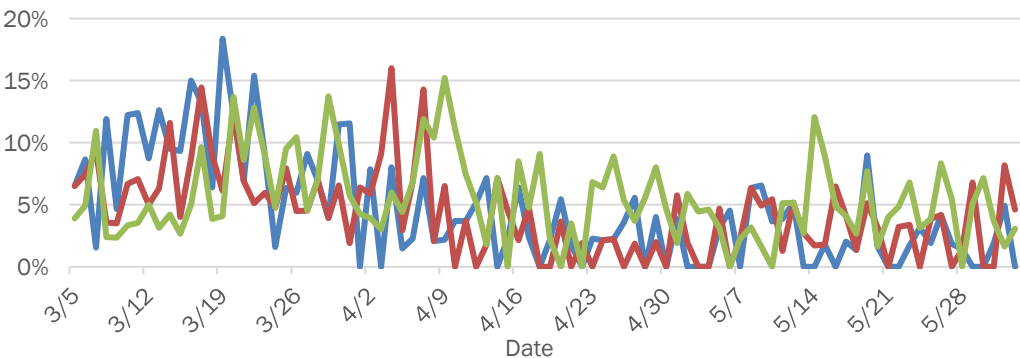
Number and percent of positive labs

These counts include the number of people for whom the department received laboratory results by day. This percent is the number of people who test positive for the first time divided by all the people tested that day, excluding people who have previously tested positive.

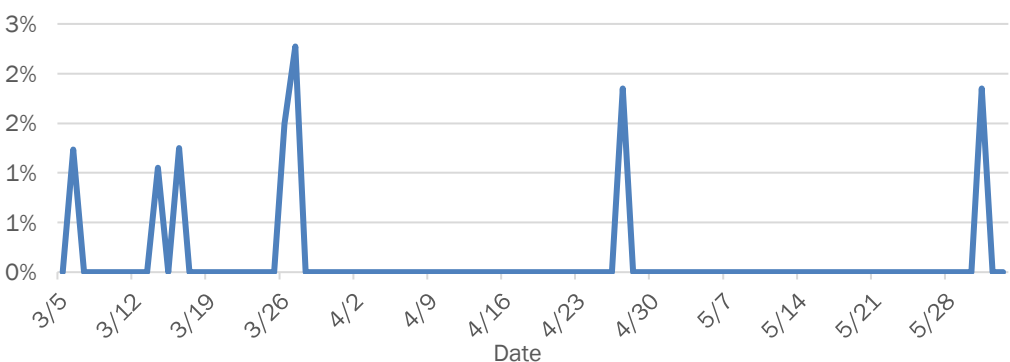


Emergency department (ED) chief complaint and admission data for Jackson County

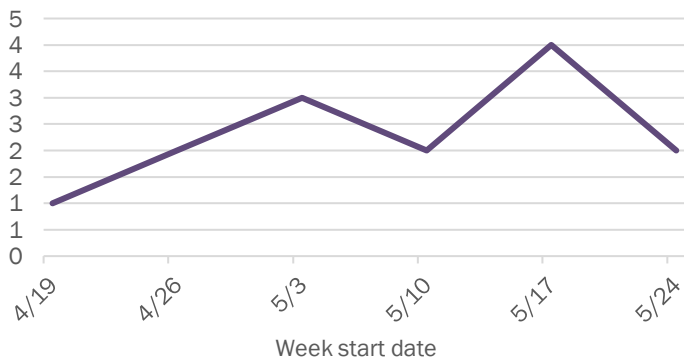
Daily percent of ED visits mentioning cough, fever, or shortness of breath



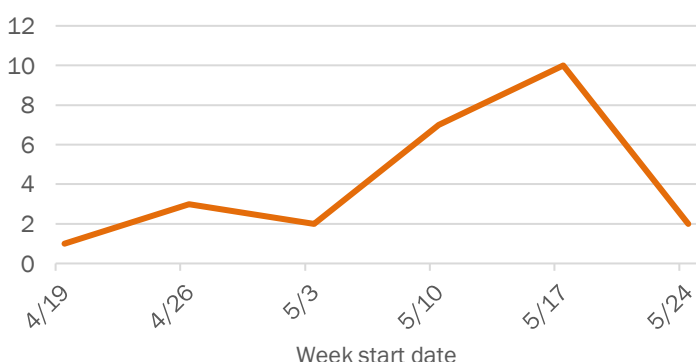
Daily percent of ED visits resulting in cough-associated admissions



Weekly count of ED vists for influenza-like illness



Weekly count of ED vists for COVID-like illness



The Electronic Surveillance System for the Early Notification of Community-Based Epidemics (ESSENCE-FL) includes chief complaint data from 211 of 212 Florida EDs. Data are transmitted electronically to ESSENCE-FL daily or hourly.

Coronavirus: summary for Jefferson County

Data for Jun 3, 2020 (verified at 10 AM)

Data in this report are provisional and subject to change.

Confirmed cases

Total cases	29
Florida residents	27
Non-Florida residents	2
Gender for Florida residents	
Men	12
Women	15
Unknown	0
Age for Florida residents	
Range	29 - 95
Median age	66

Cases confirmed in Florida residents per day

Date	Cases
5/20	1
5/21	0
5/22	0
5/23	0
5/24	0
5/25	0
5/26	0
5/27	0
5/28	0
5/29	0
5/30	0
5/31	0
6/1	0
6/2	0

Race, ethnicity	Cases	Hospitalizations	Deaths
White	9 33%	3 43%	2 67%
Hispanic	0 0%	0 0%	0 0%
Non-Hispanic	8 30%	3 43%	1 33%
Unknown ethnicity	1 4%	0 0%	1 33%
Black	12 44%	3 43%	1 33%
Hispanic	0 0%	0 0%	0 0%
Non-Hispanic	12 44%	3 43%	1 33%
Unknown ethnicity	0 0%	0 0%	0 0%
Other	6 22%	1 14%	0 0%
Hispanic	3 11%	0 0%	0 0%
Non-Hispanic	3 11%	1 14%	0 0%
Unknown ethnicity	0 0%	0 0%	0 0%
Unknown race	0 0%	0 0%	0 0%
Hispanic	0 0%	0 0%	0 0%
Non-Hispanic	0 0%	0 0%	0 0%
Unknown ethnicity	0 0%	0 0%	0 0%
Total	27	7	3

Hospitalization counts include anyone who was hospitalized at some point during their illness. It does not reflect the number of people currently hospitalized.

Other race includes any person with a race of American Indian/Alaskan native, Asian, native Hawaiian/Pacific Islander, or other.

Outcomes for Florida residents

Jefferson

Hospitalizations	7	(26% of all cases)
Deaths	3	(11% of all cases)

Statewide

Hospitalizations	10,525	(18% of all cases)
Deaths	2,566	(4% of all cases)

Cases in facility staff/residents

Jefferson

Long-term care	20	(74% of all cases)
Correctional	0	(0% of all cases)

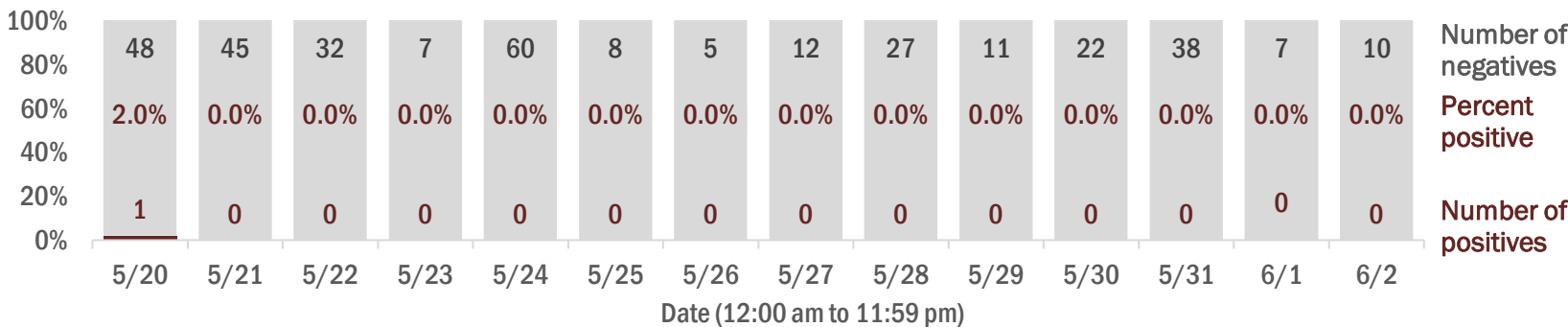
Statewide

Long-term care	9,416	(16% of all cases)
Correctional	2,705	(5% of all cases)

Laboratory testing for Florida residents and non-Florida residents over the past 2 weeks

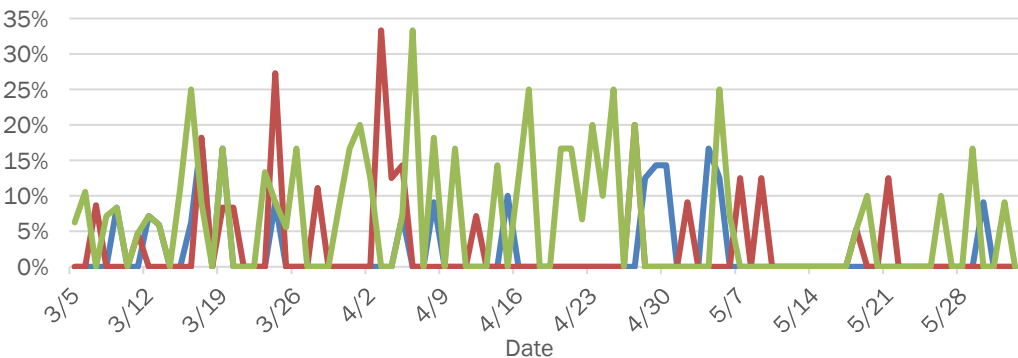
Number and percent of positive labs

These counts include the number of people for whom the department received laboratory results by day. This percent is the number of people who test positive for the first time divided by all the people tested that day, excluding people who have previously tested positive.

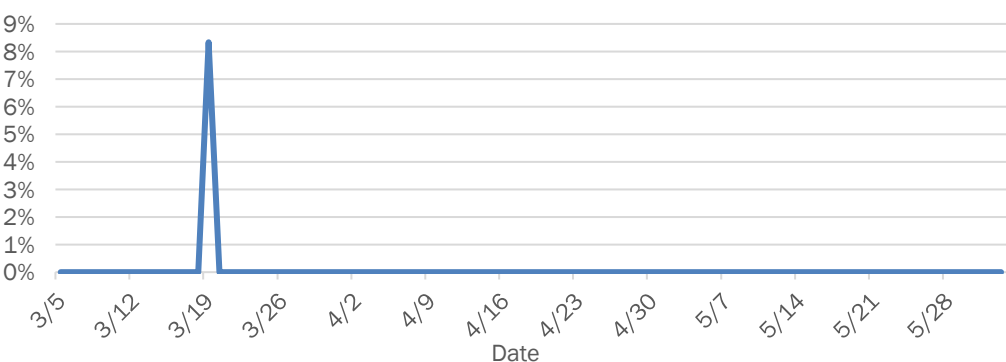


Emergency department (ED) chief complaint and admission data for Jefferson County

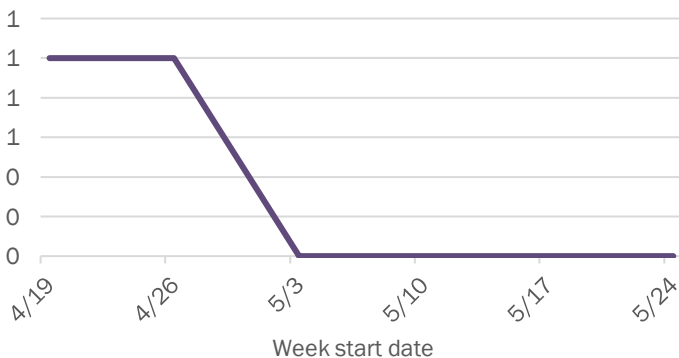
Daily percent of ED visits mentioning cough, fever, or shortness of breath



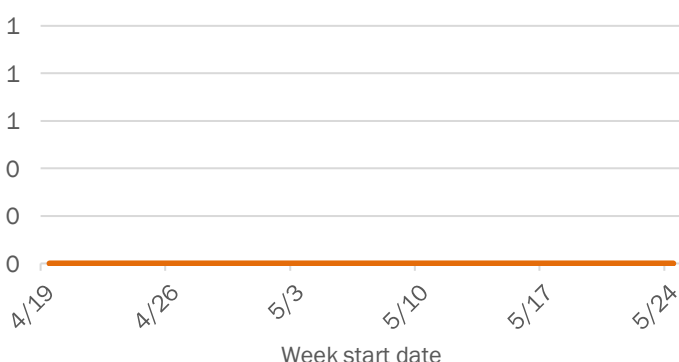
Daily percent of ED visits resulting in cough-associated admissions



Weekly count of ED visits for influenza-like illness



Weekly count of ED visits for COVID-like illness



The Electronic Surveillance System for the Early Notification of Community-Based Epidemics (ESSENCE-FL) includes chief complaint data from 211 of 212 Florida EDs. Data are transmitted electronically to ESSENCE-FL daily or hourly.

Coronavirus: summary for Lafayette County

Data for Jun 3, 2020 (verified at 10 AM)

Data in this report are provisional and subject to change.

Confirmed cases

Total cases

8

Cases confirmed in Florida residents per day

1

1

5/20

5/21

5/22

5/23

5/24

5/25

5/26

5/27

5/28

5/29

5/30

5/31

6/1

6/2

Florida residents

8

Non-Florida residents

0

Gender for Florida residents

Men

5

Women

3

Unknown

0

Age for Florida residents

Range

19 - 98

Median age

40

Race, ethnicity	Cases	Hospitalizations	Deaths
White	8100%	1100%	0N/A
Hispanic	225%	00%	0N/A
Non-Hispanic	675%	1100%	0N/A
Unknown ethnicity	00%	00%	0N/A
Black	00%	00%	0N/A
Hispanic	00%	00%	0N/A
Non-Hispanic	00%	00%	0N/A
Unknown ethnicity	00%	00%	0N/A
Other	00%	00%	0N/A
Hispanic	00%	00%	0N/A
Non-Hispanic	00%	00%	0N/A
Unknown ethnicity	00%	00%	0N/A
Unknown race	00%	00%	0N/A
Hispanic	00%	00%	0N/A
Non-Hispanic	00%	00%	0N/A
Unknown ethnicity	00%	00%	0N/A
Total	8	1	0

Hospitalization

counts include anyone who was hospitalized at some point during their illness. It does not reflect the number of people currently hospitalized.

Other race

includes any person with a race of American Indian/Alaskan native, Asian, native Hawaiian/Pacific Islander, or other.

Outcomes for Florida residents

Lafayette

Hospitalizations

1

(13% of all cases)

Deaths

0

(0% of all cases)

Statewide

Hospitalizations

10,525

(18% of all cases)

Deaths

2,566

(4% of all cases)

Cases in facility staff/residents

Lafayette

Long-term care

7

(88% of all cases)

Correctional

0

(0% of all cases)

Statewide

Long-term care

9,416

(16% of all cases)

Correctional

2,705

(5% of all cases)

Laboratory testing for Florida residents and non-Florida residents over the past 2 weeks

Number and percent of positive labs

These counts include the number of people for whom the department received laboratory results by day. This percent is the number of people who test positive for the first time divided by all the people tested that day, excluding people who have previously tested positive.

Date	Number of negatives	Percent positive	Number of positives
5/20	165	0.0%	0
5/21	5	16.7%	1
5/22	20	4.8%	1
5/23	7	0.0%	0
5/24	5	0.0%	0
5/25	6	0.0%	0
5/26	4	0.0%	0
5/27	3	0.0%	0
5/28	12	0.0%	0
5/29	1	0.0%	0
5/30	2	0.0%	0
5/31	8	0.0%	0
6/1	2	0.0%	0
6/2	4	0.0%	0

Emergency department (ED) chief complaint and admission data for Lafayette County

Daily percent of ED visits mentioning cough, fever, or shortness of breath

Daily percent of ED visits resulting in cough-associated admissions

Weekly count of ED visits for influenza-like illness

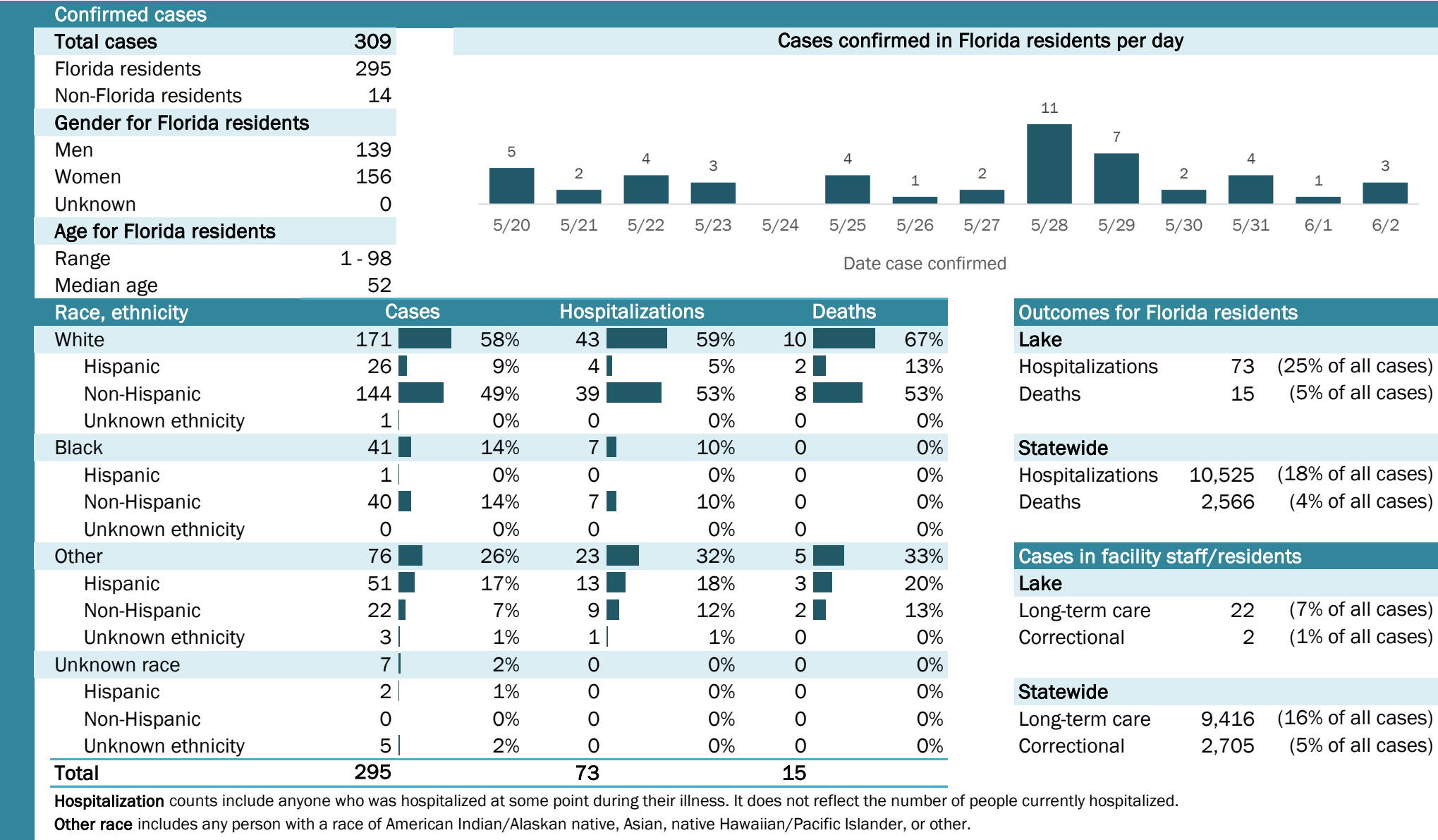
Weekly count of ED visits for COVID-like illness

The Electronic Surveillance System for the Early Notification of Community-Based Epidemics (ESSENCE-FL) includes chief complaint data from 211 of 212 Florida EDs. Data are transmitted electronically to ESSENCE-FL daily or hourly.

Coronavirus: summary for Lake County

Data for Jun 3, 2020 (verified at 10 AM)

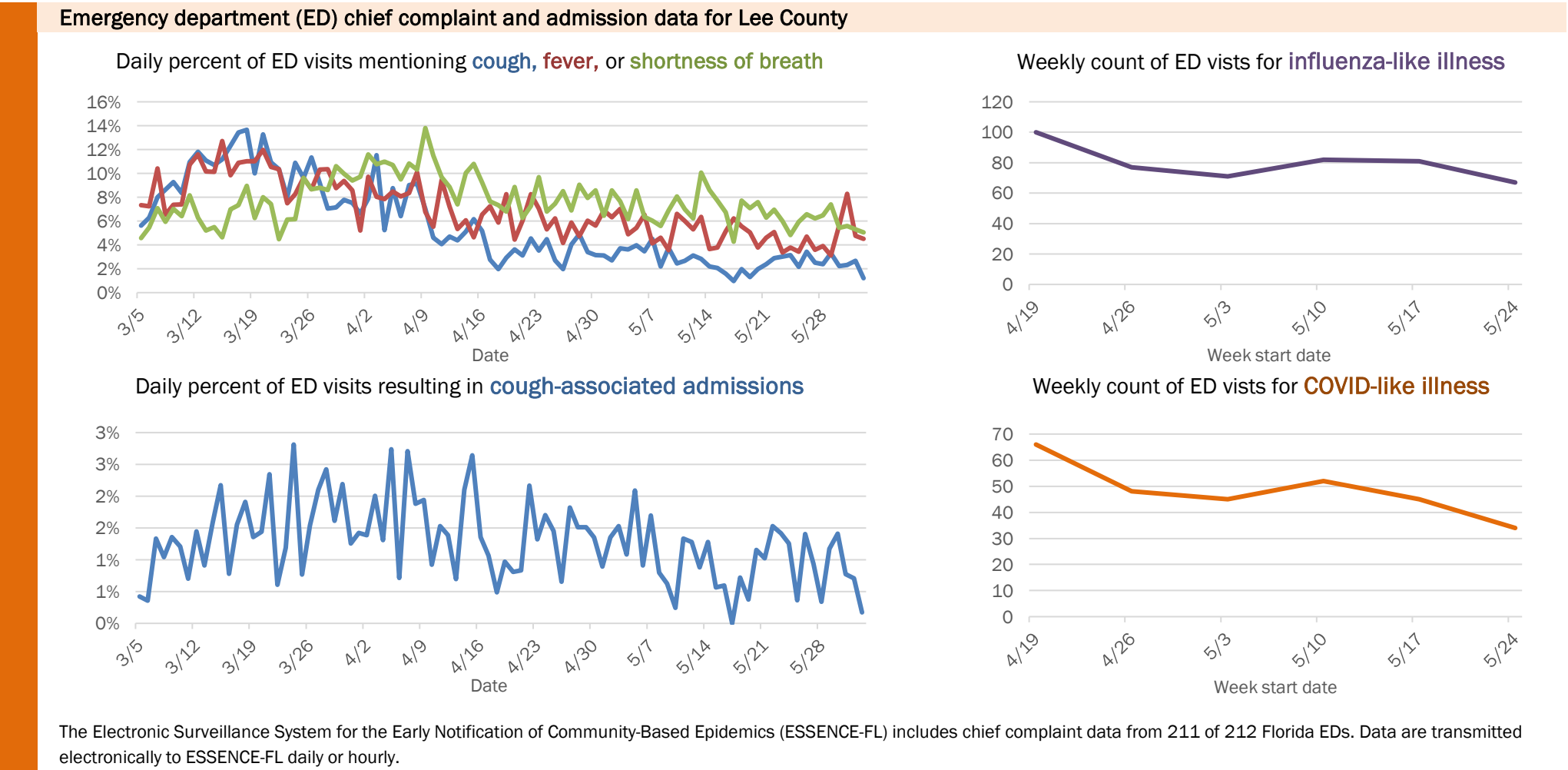
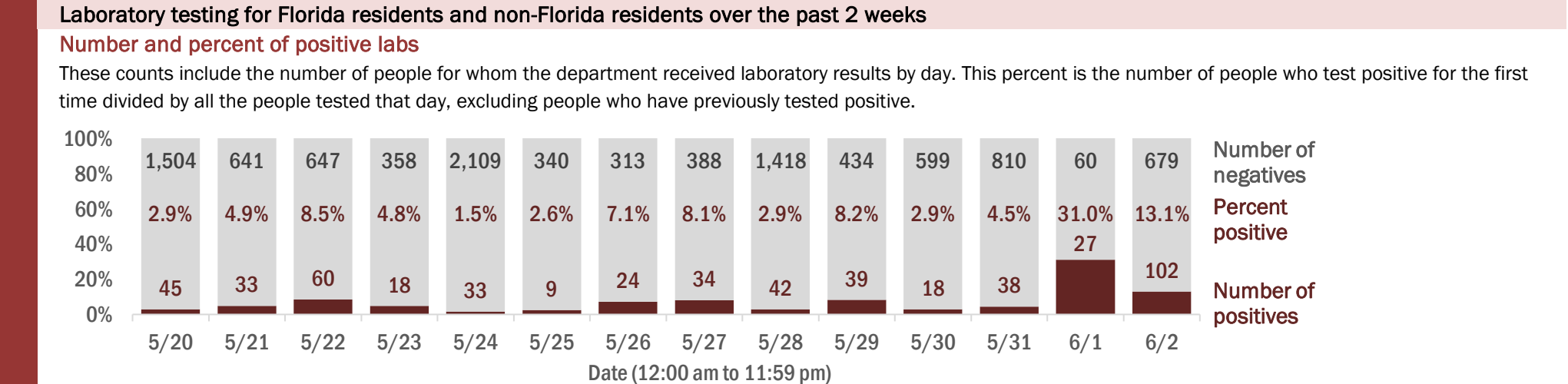
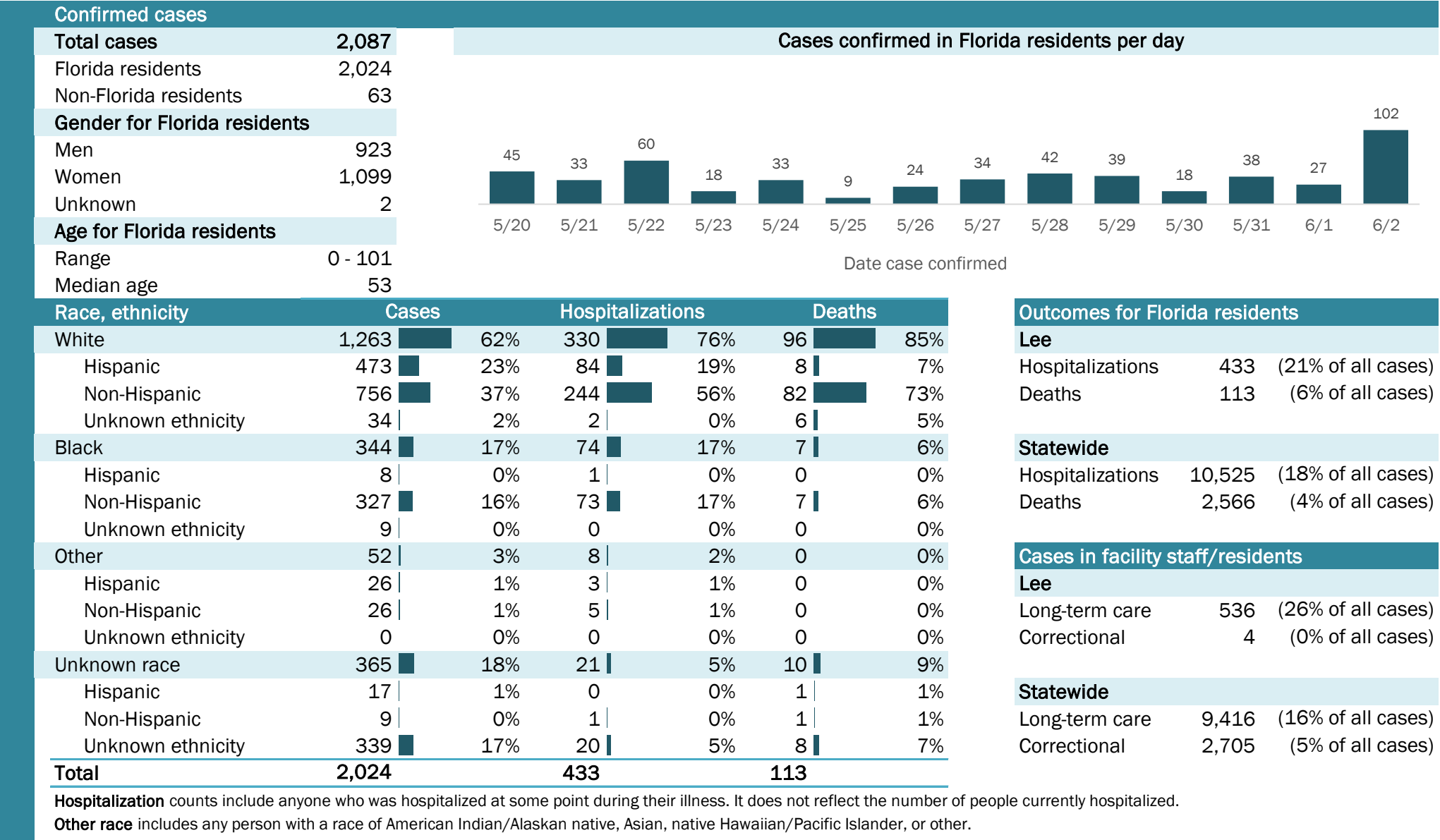
Data in this report are provisional and subject to change.



Coronavirus: summary for Lee County

Data for Jun 3, 2020 (verified at 10 AM)

Data in this report are provisional and subject to change.



Coronavirus: summary for Leon County

Data for Jun 3, 2020 (verified at 10 AM)

Data in this report are provisional and subject to change.

Confirmed cases

Total cases

428

Florida residents

399

Non-Florida residents

29

Gender for Florida residents

Men

189

Women

210

Unknown

0

Age for Florida residents

Range

0 - 86

Median age

35

Cases confirmed in Florida residents per day

9

5

5

2

37

1

3

2

20

5

1

1

2

13

5/20

5/21

5/22

5/23

5/24

5/25

5/26

5/27

5/28

5/29

5/30

5/31

6/1

6/2

Date case confirmed

Race, ethnicity

Cases

Hospitalizations

Deaths

White

143

36%

19

50%

3

43%

Hispanic

12

3%

1

3%

0

0%

Non-Hispanic

127

32%

17

45%

3

43%

Unknown ethnicity

4

1%

1

3%

0

0%

Black

219

55%

16

42%

4

57%

Hispanic

5

1%

0

0%

0

0%

Non-Hispanic

210

53%

16

42%

4

57%

Unknown ethnicity

4

1%

0

0%

0

0%

Other

9

2%

2

5%

0

0%

Hispanic

4

1%

2

5%

0

0%

Non-Hispanic

5

1%

0

0%

0

0%

Unknown ethnicity

0

0%

0

0%

0

0%

Unknown race

28

7%

1

3%

0

0%

Hispanic

1

0%

0

0%

0

0%

Non-Hispanic

1

0%

0

0%

0

0%

Unknown ethnicity

26

7%

1

3%

0

0%

Total

399

38

7

Outcomes for Florida residents

Leon

Hospitalizations

38

(10% of all cases)

Deaths

7

(2% of all cases)

Statewide

Hospitalizations

10,525

(18% of all cases)

Deaths

2,566

(4% of all cases)

Cases in facility staff/residents

Leon

Long-term care

81

(20% of all cases)

Correctional

17

(4% of all cases)

Statewide

Long-term care

9,416

(16% of all cases)

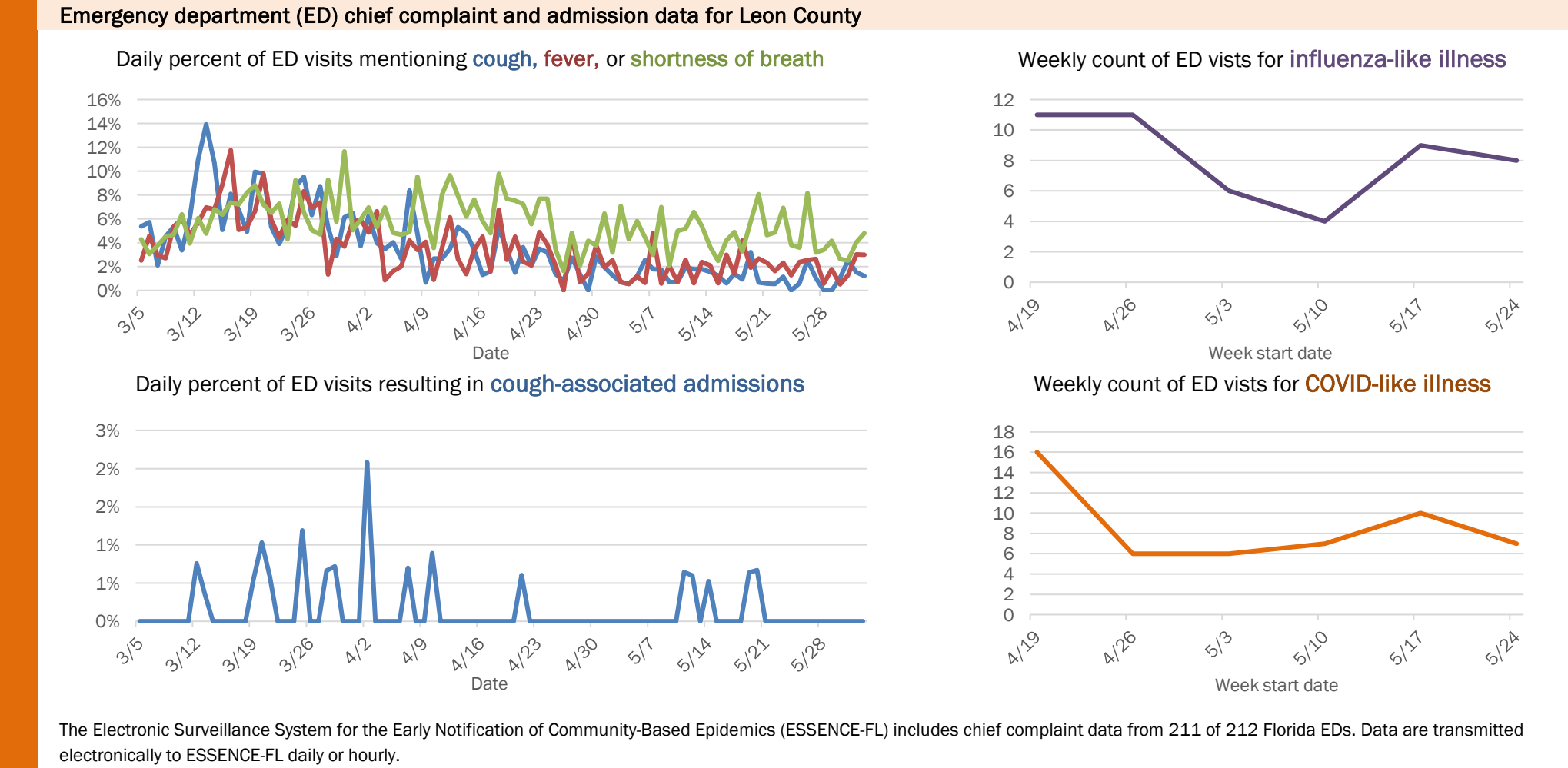
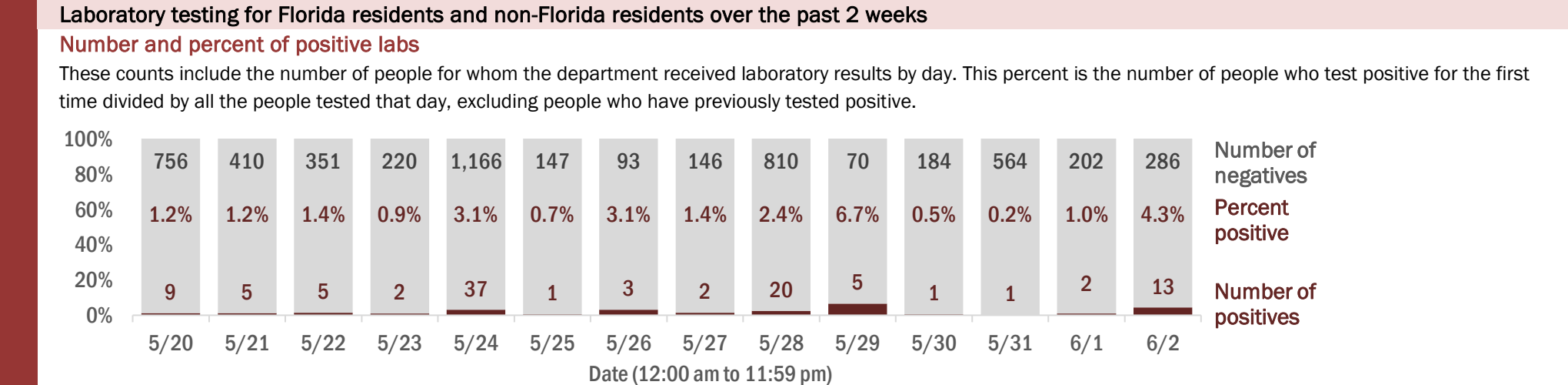
Correctional

2,705

(5% of all cases)

Hospitalization counts include anyone who was hospitalized at some point during their illness. It does not reflect the number of people currently hospitalized.

Other race includes any person with a race of American Indian/Alaskan native, Asian, native Hawaiian/Pacific Islander, or other.



Coronavirus: summary for Levy County

Data for Jun 3, 2020 (verified at 10 AM)

Data in this report are provisional and subject to change.

Confirmed cases

Total cases

35

Florida residents

35

Non-Florida residents

0

Gender for Florida residents

Men

9

Women

26

Unknown

0

Age for Florida residents

Range

3 - 99

Median age

48

Cases confirmed in Florida residents per day

1

5/20

1

5/24

1

5/25

1

5/26

1

5/28

1

5/29

3

5/31

Date case confirmed

5/20

5/21

5/22

5/23

5/24

5/25

5/26

5/27

5/28

5/29

5/30

5/31

6/1

6/2

Race, ethnicity

Cases

Hospitalizations

Deaths

White

20

57%

1

25%

0

0%

Hispanic

4

11%

0

0%

0

0%

Non-Hispanic

16

46%

1

25%

0

0%

Unknown ethnicity

0

0%

0

0%

0

0%

Black

8

23%

1

25%

0

0%

Hispanic

0

0%

0

0%

0

0%

Non-Hispanic

8

23%

1

25%

0

0%

Unknown ethnicity

0

0%

0

0%

0

0%

Other

4

11%

2

50%

1

100%

Hispanic

3

9%

1

25%

1

100%

Non-Hispanic

1

3%

1

25%

0

0%

Unknown ethnicity

0

0%

0

0%

0

0%

Unknown race

3

9%

0

0%

0

0%

Hispanic

0

0%

0

0%

0

0%

Non-Hispanic

0

0%

0

0%

0

0%

Unknown ethnicity

3

9%

0

0%

0

0%

Total

35

4

1

Outcomes for Florida residents

Levy

Hospitalizations

4

(11% of all cases)

Deaths

1

(3% of all cases)

Statewide

Hospitalizations

10,525

(18% of all cases)

Deaths

2,566

(4% of all cases)

Cases in facility staff/residents

Levy

Long-term care

8

(23% of all cases)

Correctional

1

(3% of all cases)

Statewide

Long-term care

9,416

(16% of all cases)

Correctional

2,705

(5% of all cases)

Hospitalization counts include anyone who was hospitalized at some point during their illness. It does not reflect the number of people currently hospitalized.

Other race includes any person with a race of American Indian/Alaskan native, Asian, native Hawaiian/Pacific Islander, or other.

Laboratory testing for Florida residents and non-Florida residents over the past 2 weeks

Number and percent of positive labs

These counts include the number of people for whom the department received laboratory results by day. This percent is the number of people who test positive for the first time divided by all the people tested that day, excluding people who have previously tested positive.

95

1.0%

1

5/20

37

0.0%

0

5/21

43

0.0%

0

5/22

44

0.0%

0

5/23

117

0.8%

1

5/24

29

3.3%

1

5/25

32

3.0%

1

5/26

44

0.0%

0

5/27

61

1.6%

1

5/28

22

4.3%

1

5/29

90

0.0%

0

5/30

31

8.8%

3

5/31

27

0.0%

0

6/1

45

0.0%

0

6/2

Number of negatives

Percent positive

Number of positives

Date (12:00 am to 11:59 pm)

Emergency department (ED) chief complaint and admission data for Levy County

Daily percent of ED visits mentioning cough, fever, or shortness of breath

Weekly count of ED vists for influenza-like illness

Daily percent of ED visits resulting in cough-associated admissions

Weekly count of ED vists for COVID-like illness

The Electronic Surveillance System for the Early Notification of Community-Based Epidemics (ESSENCE-FL) includes chief complaint data from 211 of 212 Florida EDs. Data are transmitted electronically to ESSENCE-FL daily or hourly.

Coronavirus: summary for Liberty County

Data for Jun 3, 2020 (verified at 10 AM)

Data in this report are provisional and subject to change.

Confirmed cases

Total cases	218
Florida residents	218
Non-Florida residents	0
Gender for Florida residents	
Men	213
Women	5
Unknown	0
Age for Florida residents	
Range	20 - 73
Median age	41

Cases confirmed in Florida residents per day

Date	Cases
5/20	0
5/21	5
5/22	0
5/23	2
5/24	3
5/25	0
5/26	0
5/27	0
5/28	4
5/29	0
5/30	0
5/31	0
6/1	0
6/2	5

Race, ethnicity	Cases	Hospitalizations	Deaths
White	113	0	0
Hispanic	5	0	0
Non-Hispanic	50	0	0
Unknown ethnicity	58	0	0
Black	96	0	0
Hispanic	0	0	0
Non-Hispanic	80	0	0
Unknown ethnicity	16	0	0
Other	5	1	1
Hispanic	1	0	0
Non-Hispanic	1	1	1
Unknown ethnicity	3	0	0
Unknown race	4	0	0
Hispanic	0	0	0
Non-Hispanic	0	0	0
Unknown ethnicity	4	0	0
Total	218	1	1

Outcomes for Florida residents

Liberty

Hospitalizations	1	(0% of all cases)
Deaths	1	(0% of all cases)

Statewide

Hospitalizations	10,525	(18% of all cases)
Deaths	2,566	(4% of all cases)

Cases in facility staff/residents

Liberty

Long-term care	3	(1% of all cases)
Correctional	206	(94% of all cases)

Statewide

Long-term care	9,416	(16% of all cases)
Correctional	2,705	(5% of all cases)

Hospitalization counts include anyone who was hospitalized at some point during their illness. It does not reflect the number of people currently hospitalized.

Other race includes any person with a race of American Indian/Alaskan native, Asian, native Hawaiian/Pacific Islander, or other.

Laboratory testing for Florida residents and non-Florida residents over the past 2 weeks

Number and percent of positive labs

These counts include the number of people for whom the department received laboratory results by day. This percent is the number of people who test positive for the first time divided by all the people tested that day, excluding people who have previously tested positive.

Date	Positives	Negatives	Percent Positive
5/20	0	15	0.0%
5/21	5	32	13.5%
5/22	0	9	0.0%
5/23	2	4	33.3%
5/24	3	10	23.1%
5/25	0	6	0.0%
5/26	0	0	0.0%
5/27	0	2	0.0%
5/28	4	5	44.4%
5/29	0	1	0.0%
5/30	0	2	0.0%
5/31	0	12	0.0%
6/1	0	1	0.0%
6/2	5	3	62.5%

Emergency department (ED) chief complaint and admission data for Liberty County

Daily percent of ED visits mentioning cough, fever, or shortness of breath

Daily percent of ED visits resulting in cough-associated admissions

Weekly count of ED vists for influenza-like illness

Weekly count of ED vists for COVID-like illness

The Electronic Surveillance System for the Early Notification of Community-Based Epidemics (ESSENCE-FL) includes chief complaint data from 211 of 212 Florida EDs. Data are transmitted electronically to ESSENCE-FL daily or hourly.

Coronavirus: summary for Madison County

Data for Jun 3, 2020 (verified at 10 AM)

Data in this report are provisional and subject to change.

Confirmed cases

Total cases

69

Florida residents

65

Non-Florida residents

4

Gender for Florida residents

Men

26

Women

39

Unknown

0

Age for Florida residents

Range

0 - 98

Median age

57

Cases confirmed in Florida residents per day

1

2

5/20

5/21

5/22

5/23

5/24

5/25

5/26

5/27

5/28

5/29

5/30

5/31

6/1

6/2

Date case confirmed

Race, ethnicity	Cases	Hospitalizations	Deaths
White	2132%00%	00%	00%
Hispanic	00%	00%	00%
Non-Hispanic	1828%	00%	00%
Unknown ethnicity	35%	00%	00%
Black	3757%	4100%	4100%
Hispanic	00%	00%	00%
Non-Hispanic	3249%	4100%	4100%
Unknown ethnicity	58%	00%	00%
Other	46%	00%	00%
Hispanic	12%	00%	00%
Non-Hispanic	23%	00%	00%
Unknown ethnicity	12%	00%	00%
Unknown race	35%	00%	00%
Hispanic	00%	00%	00%
Non-Hispanic	00%	00%	00%
Unknown ethnicity	35%	00%	00%
Total	65	4	4

Hospitalization

counts include anyone who was hospitalized at some point during their illness. It does not reflect the number of people currently hospitalized.

Other race

includes any person with a race of American Indian/Alaskan native, Asian, native Hawaiian/Pacific Islander, or other.

Outcomes for Florida residents

Madison

Hospitalizations

4

(6% of all cases)

Deaths

4

(6% of all cases)

Statewide

Hospitalizations

10,525

(18% of all cases)

Deaths

2,566

(4% of all cases)

Cases in facility staff/residents

Madison

Long-term care

43

(66% of all cases)

Correctional

0

(0% of all cases)

Statewide

Long-term care

9,416

(16% of all cases)

Correctional

2,705

(5% of all cases)

Laboratory testing for Florida residents and non-Florida residents over the past 2 weeks

Number and percent of positive labs

These counts include the number of people for whom the department received laboratory results by day. This percent is the number of people who test positive for the first time divided by all the people tested that day, excluding people who have previously tested positive.

100%

80%

60%

40%

20%

0%

18

27

177

15

75

27

10

9

18

9

42

22

8

7

0.0%

0.0%

0.6%

0.0%

2.6%

0.0%

0.0%

0.0%

0.0%

0.0%

0.0%

0.0%

0.0%

0.0%

0

0

1

0

2

0

0

0

0

0

0

0

0

0

5/20

5/21

5/22

5/23

5/24

5/25

5/26

5/27

5/28

5/29

5/30

5/31

6/1

6/2

Number of negatives

Percent positive

Number of positives

Date (12:00 am to 11:59 pm)

Emergency department (ED) chief complaint and admission data for Madison County

Daily percent of ED visits mentioning cough, fever, or shortness of breath

30%

25%

20%

15%

10%

5%

0%

3/5

3/12

3/19

3/26

4/2

4/9

4/16

4/23

4/30

5/7

5/14

5/21

5/28

Date

Daily percent of ED visits resulting in cough-associated admissions

9%

8%

7%

6%

5%

4%

3%

2%

1%

0%

3/5

3/12

3/19

3/26

4/2

4/9

4/16

4/23

4/30

5/7

5/14

5/21

5/28

Date

Weekly count of ED vists for influenza-like illness

4

3

2

1

0

4/19

4/26

5/3

5/10

5/17

5/24

Week start date

Weekly count of ED vists for COVID-like illness

5

4

3

2

1

0

4/19

4/26

5/3

5/10

5/17

5/24

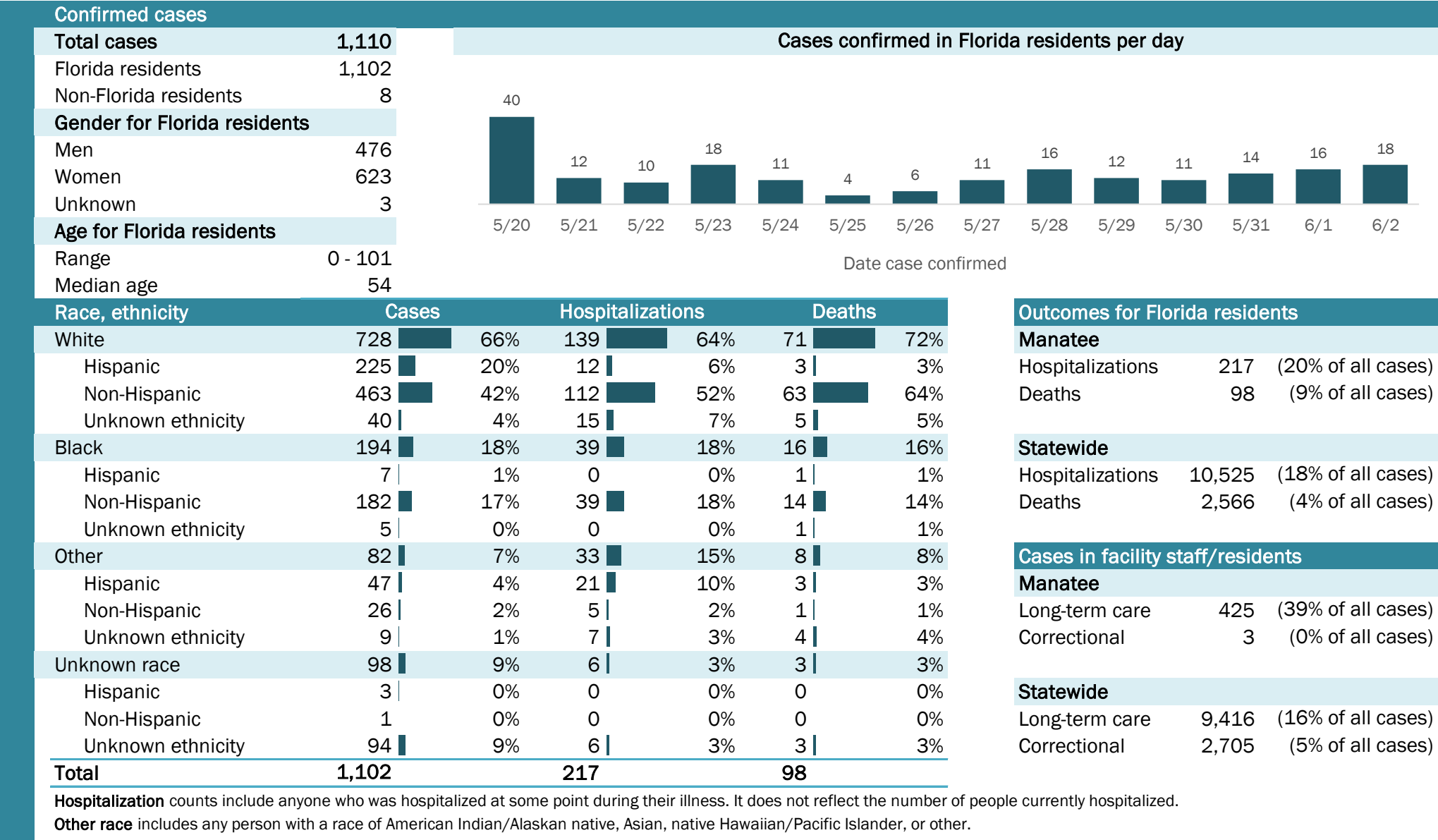
Week start date

The Electronic Surveillance System for the Early Notification of Community-Based Epidemics (ESSENCE-FL) includes chief complaint data from 211 of 212 Florida EDs. Data are transmitted electronically to ESSENCE-FL daily or hourly.

Coronavirus: summary for Manatee County

Data for Jun 3, 2020 (verified at 10 AM)

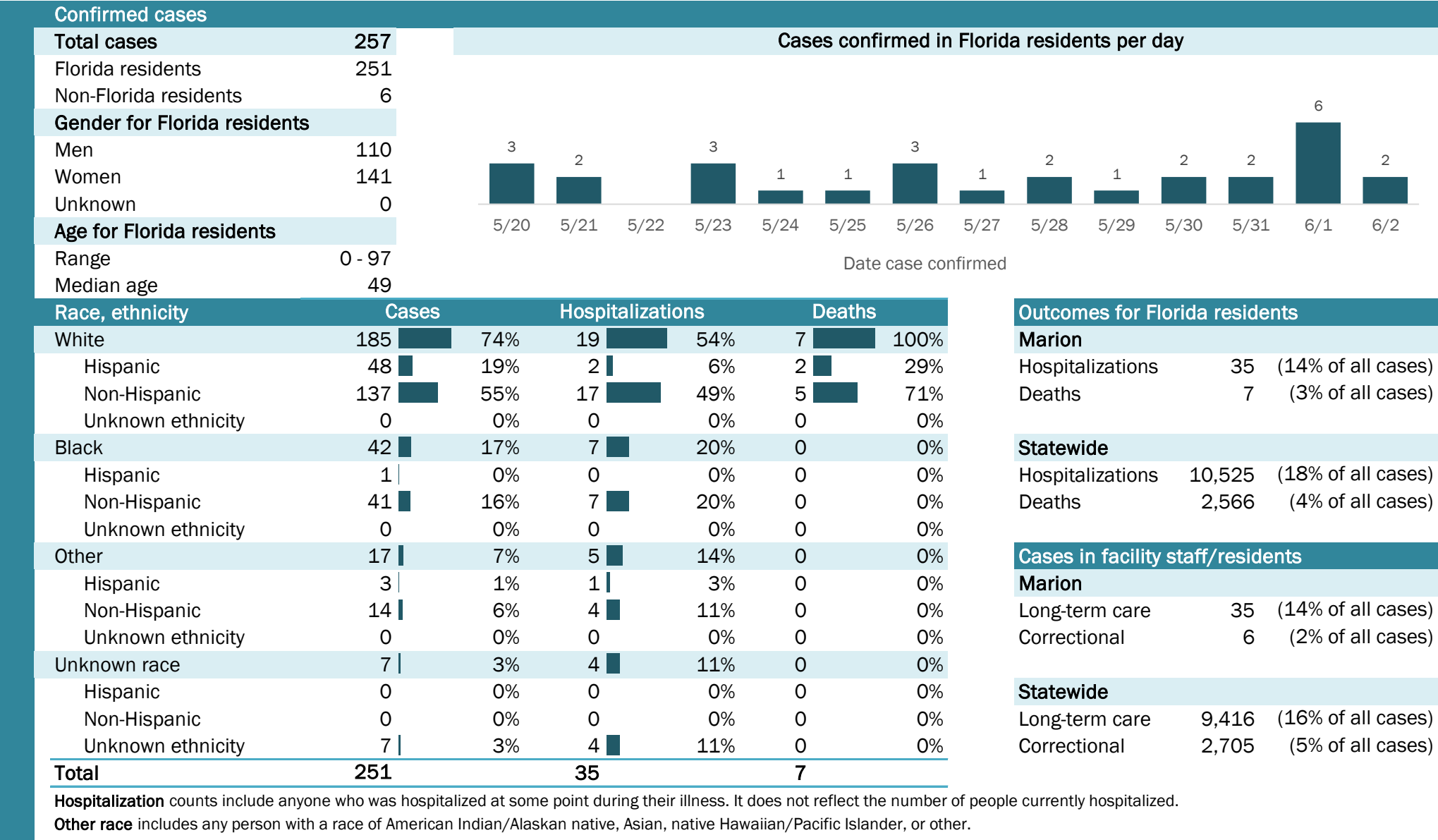
Data in this report are provisional and subject to change.



Coronavirus: summary for Marion County

Data for Jun 3, 2020 (verified at 10 AM)

Data in this report are provisional and subject to change.



Coronavirus: summary for Martin County

Data for Jun 3, 2020 (verified at 10 AM)

Data in this report are provisional and subject to change.

Confirmed cases

Total cases

729

Florida residents

717

Non-Florida residents

12

Gender for Florida residents

Men

370

Women

344

Unknown

3

Age for Florida residents

Range

0 - 92

Median age

40

Cases confirmed in Florida residents per day

61

13

6

9

15

19

20

7

44

23

27

2

27

55

5/20

5/21

5/22

5/23

5/24

5/25

5/26

5/27

5/28

5/29

5/30

5/31

6/1

6/2

Date case confirmed

Race, ethnicity	Cases	Hospitalizations	Deaths			
White	272	38%	46	55%	9	90%
Hispanic	94	13%	8	10%	0	0%
Non-Hispanic	164	23%	36	43%	9	90%
Unknown ethnicity	14	2%	2	2%	0	0%
Black	21	3%	8	10%	0	0%
Hispanic	1	0%	0	0%	0	0%
Non-Hispanic	14	2%	6	7%	0	0%
Unknown ethnicity	6	1%	2	2%	0	0%
Other	239	33%	28	33%	1	10%
Hispanic	231	32%	28	33%	1	10%
Non-Hispanic	4	1%	0	0%	0	0%
Unknown ethnicity	4	1%	0	0%	0	0%
Unknown race	185	26%	2	2%	0	0%
Hispanic	21	3%	1	1%	0	0%
Non-Hispanic	1	0%	0	0%	0	0%
Unknown ethnicity	163	23%	1	1%	0	0%
Total	717		84		10	

Hospitalization

counts include anyone who was hospitalized at some point during their illness. It does not reflect the number of people currently hospitalized.

Other race

includes any person with a race of American Indian/Alaskan native, Asian, native Hawaiian/Pacific Islander, or other.

Outcomes for Florida residents

Martin

Hospitalizations

84

(12% of all cases)

Deaths

10

(1% of all cases)

Statewide

Hospitalizations

10,525

(18% of all cases)

Deaths

2,566

(4% of all cases)

Cases in facility staff/residents

Martin

Long-term care

37

(5% of all cases)

Correctional

4

(1% of all cases)

Statewide

Long-term care

9,416

(16% of all cases)

Correctional

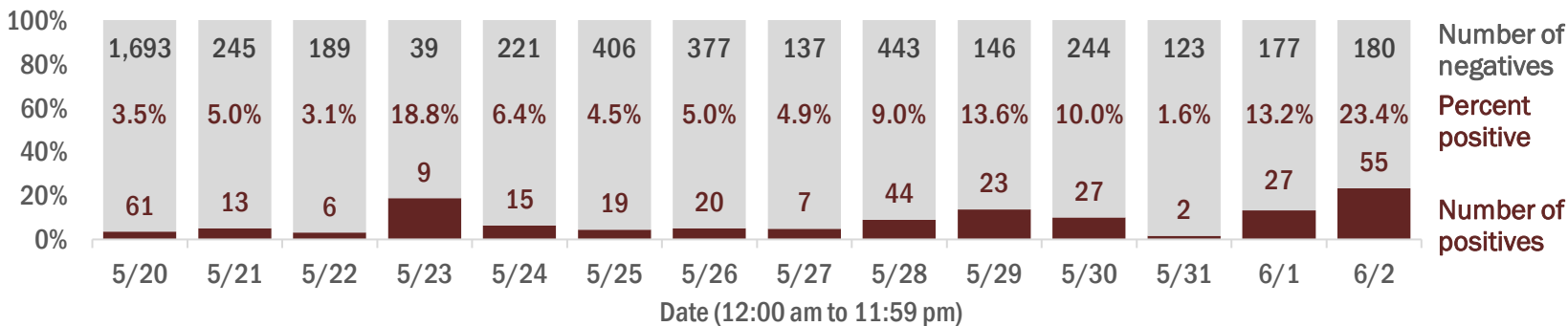
2,705

(5% of all cases)

Laboratory testing for Florida residents and non-Florida residents over the past 2 weeks

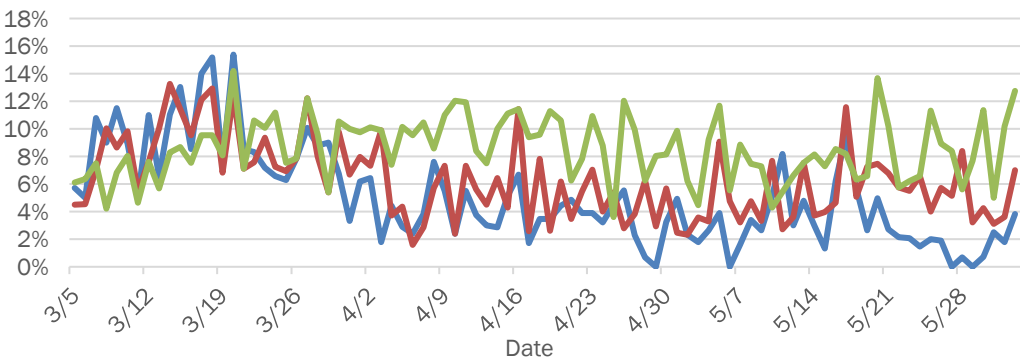
Number and percent of positive labs

These counts include the number of people for whom the department received laboratory results by day. This percent is the number of people who test positive for the first time divided by all the people tested that day, excluding people who have previously tested positive.

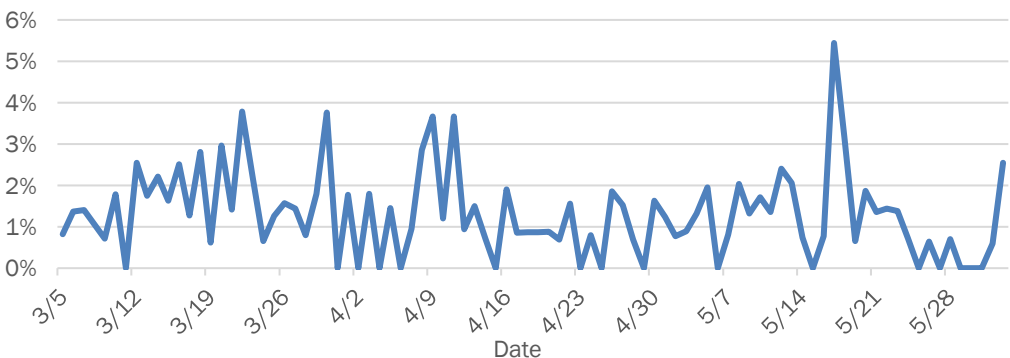


Emergency department (ED) chief complaint and admission data for Martin County

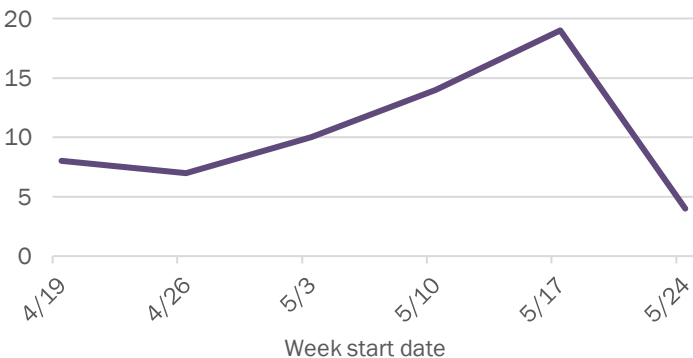
Daily percent of ED visits mentioning cough, fever, or shortness of breath



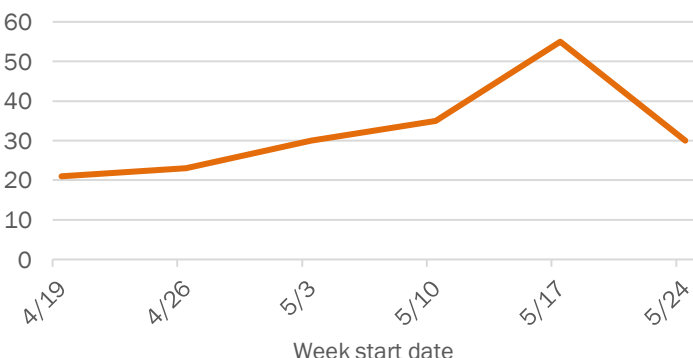
Daily percent of ED visits resulting in cough-associated admissions



Weekly count of ED vists for influenza-like illness



Weekly count of ED vists for COVID-like illness

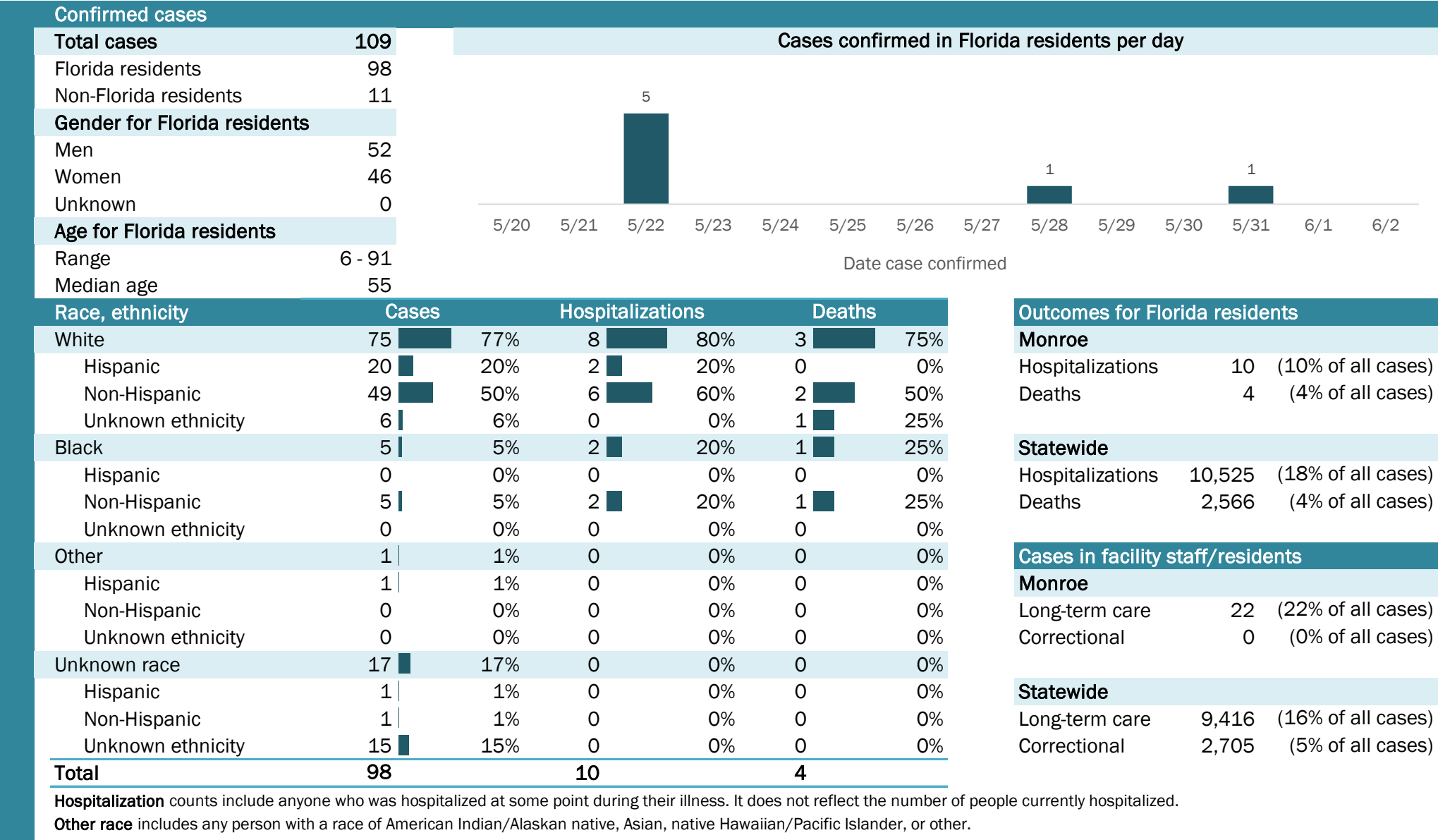


The Electronic Surveillance System for the Early Notification of Community-Based Epidemics (ESSENCE-FL) includes chief complaint data from 211 of 212 Florida EDs. Data are transmitted electronically to ESSENCE-FL daily or hourly.

Coronavirus: summary for Monroe County

Data for Jun 3, 2020 (verified at 10 AM)

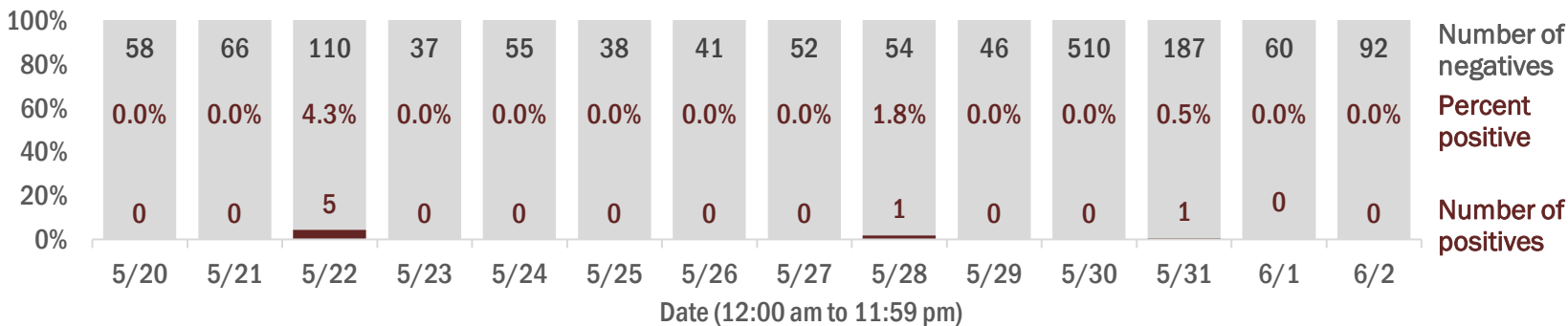
Data in this report are provisional and subject to change.



Laboratory testing for Florida residents and non-Florida residents over the past 2 weeks

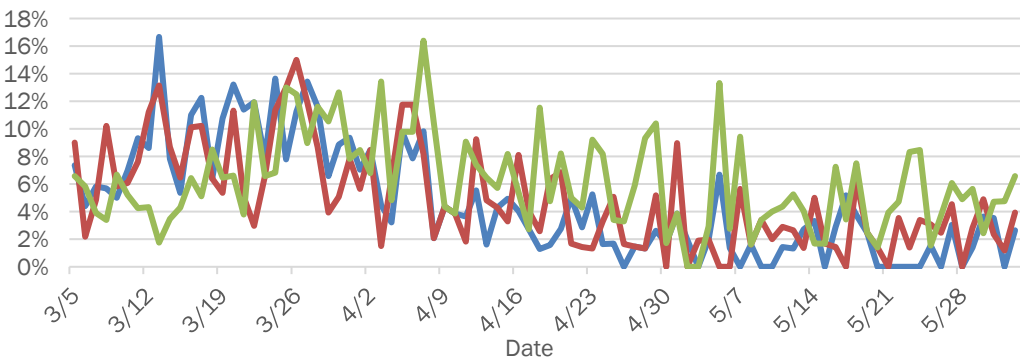
Number and percent of positive labs

These counts include the number of people for whom the department received laboratory results by day. This percent is the number of people who test positive for the first time divided by all the people tested that day, excluding people who have previously tested positive.

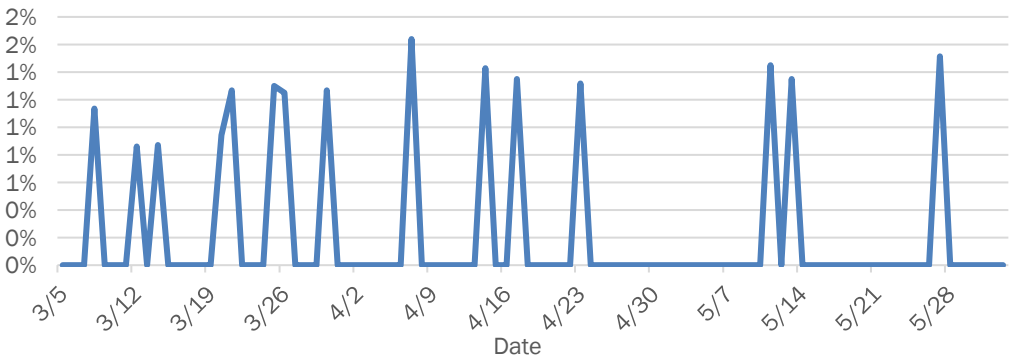


Emergency department (ED) chief complaint and admission data for Monroe County

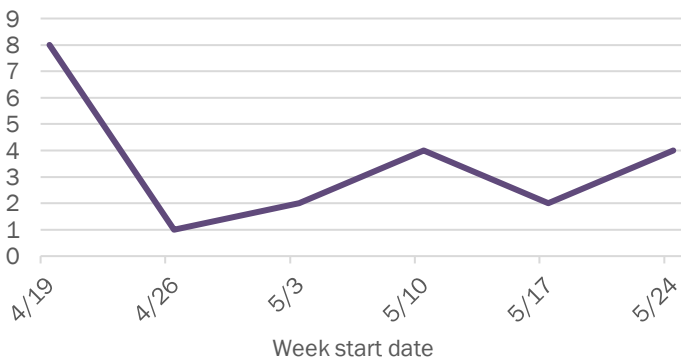
Daily percent of ED visits mentioning cough, fever, or shortness of breath



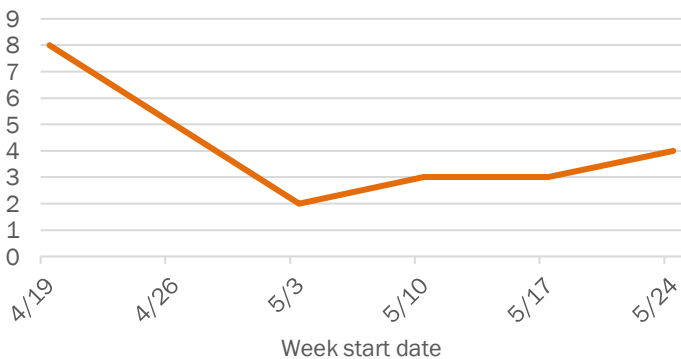
Daily percent of ED visits resulting in cough-associated admissions



Weekly count of ED visits for influenza-like illness



Weekly count of ED visits for COVID-like illness



The Electronic Surveillance System for the Early Notification of Community-Based Epidemics (ESSENCE-FL) includes chief complaint data from 211 of 212 Florida EDs. Data are transmitted electronically to ESSENCE-FL daily or hourly.

Coronavirus: summary for Nassau County

Data for Jun 3, 2020 (verified at 10 AM)

Data in this report are provisional and subject to change.

Confirmed cases

Total cases

81

Florida residents

74

Non-Florida residents

7

Gender for Florida residents

Men

35

Women

39

Unknown

0

Age for Florida residents

Range

14 - 89

Median age

45

Cases confirmed in Florida residents per day

1

2

1

1

3

1

5/20

5/21

5/22

5/23

5/24

5/25

5/26

5/27

5/28

5/29

5/30

5/31

6/1

6/2

Date case confirmed

Race, ethnicity	Cases	Hospitalizations	Deaths
White	5777%	853%	1100%
Hispanic	00%	00%	00%
Non-Hispanic	5676%	853%	1100%
Unknown ethnicity	11%	00%	00%
Black	1216%	533%	00%
Hispanic	00%	00%	00%
Non-Hispanic	1216%	533%	00%
Unknown ethnicity	00%	00%	00%
Other	23%	213%	00%
Hispanic	11%	17%	00%
Non-Hispanic	11%	17%	00%
Unknown ethnicity	00%	00%	00%
Unknown race	34%	00%	00%
Hispanic	00%	00%	00%
Non-Hispanic	11%	00%	00%
Unknown ethnicity	23%	00%	00%
Total	74	15	1

Hospitalization

counts include anyone who was hospitalized at some point during their illness. It does not reflect the number of people currently hospitalized.

Other race

includes any person with a race of American Indian/Alaskan native, Asian, native Hawaiian/Pacific Islander, or other.

Outcomes for Florida residents

Nassau

Hospitalizations

15

(20% of all cases)

Deaths

1

(1% of all cases)

Statewide

Hospitalizations

10,525

(18% of all cases)

Deaths

2,566

(4% of all cases)

Cases in facility staff/residents

Nassau

Long-term care

12

(16% of all cases)

Correctional

0

(0% of all cases)

Statewide

Long-term care

9,416

(16% of all cases)

Correctional

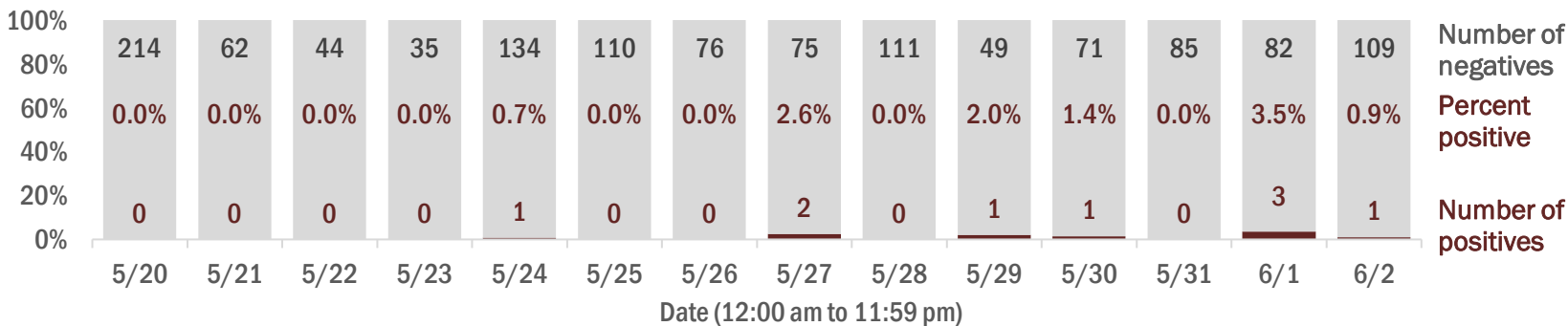
2,705

(5% of all cases)

Laboratory testing for Florida residents and non-Florida residents over the past 2 weeks

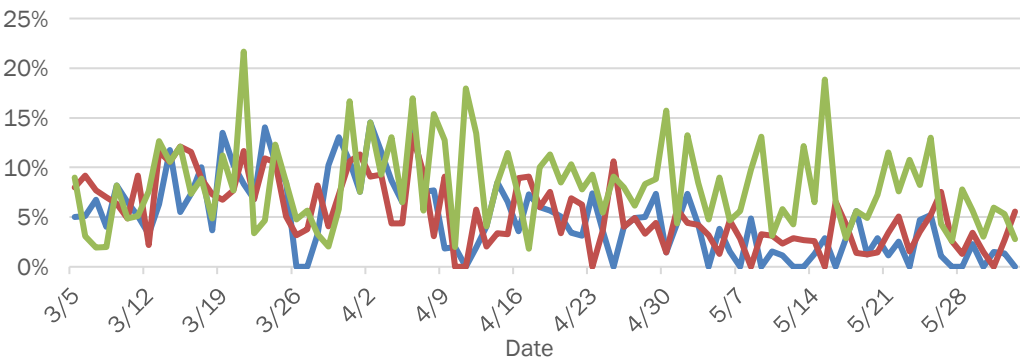
Number and percent of positive labs

These counts include the number of people for whom the department received laboratory results by day. This percent is the number of people who test positive for the first time divided by all the people tested that day, excluding people who have previously tested positive.

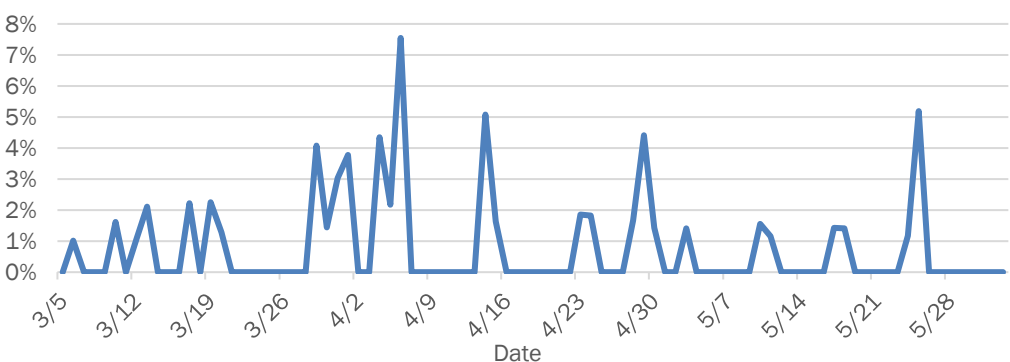


Emergency department (ED) chief complaint and admission data for Nassau County

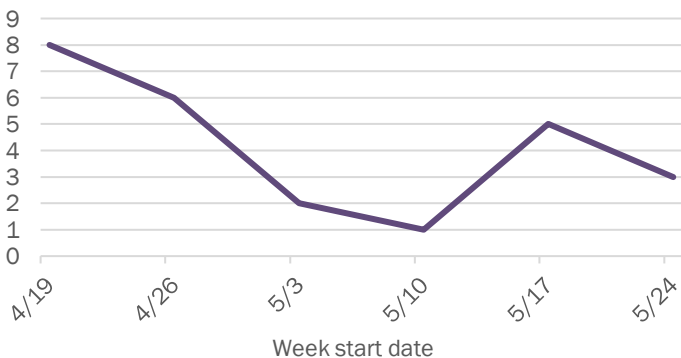
Daily percent of ED visits mentioning cough, fever, or shortness of breath



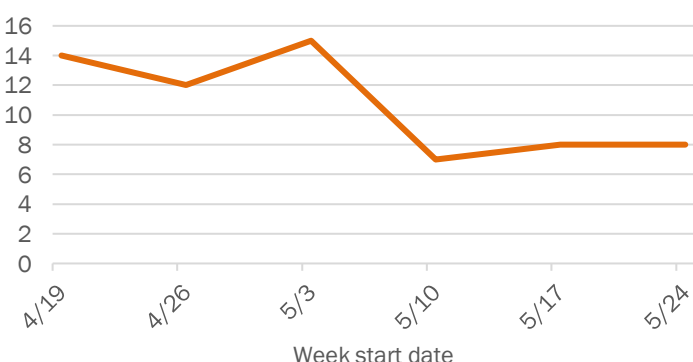
Daily percent of ED visits resulting in cough-associated admissions



Weekly count of ED visits for influenza-like illness



Weekly count of ED visits for COVID-like illness

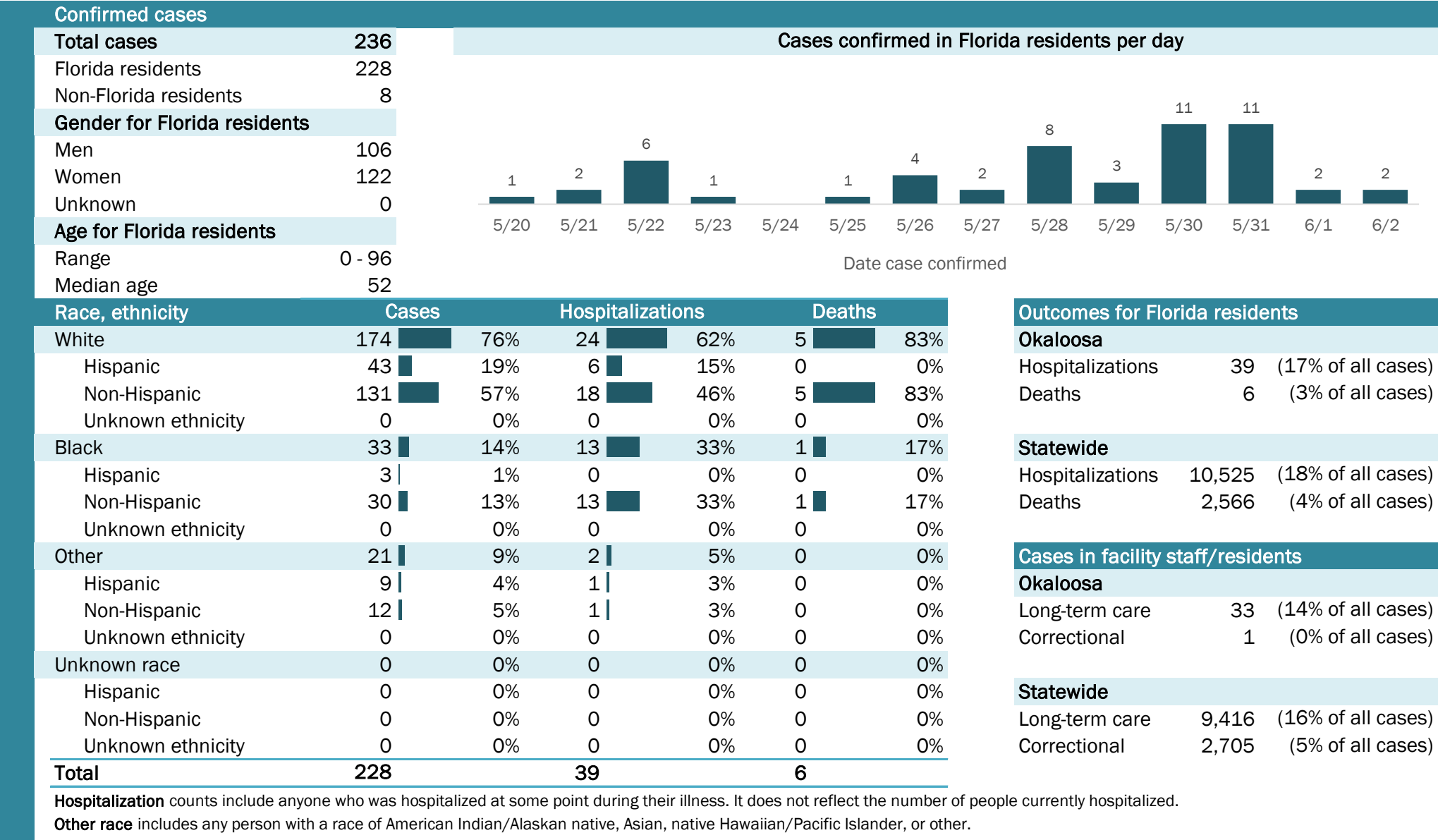


The Electronic Surveillance System for the Early Notification of Community-Based Epidemics (ESSENCE-FL) includes chief complaint data from 211 of 212 Florida EDs. Data are transmitted electronically to ESSENCE-FL daily or hourly.

Coronavirus: summary for Okaloosa County

Data for Jun 3, 2020 (verified at 10 AM)

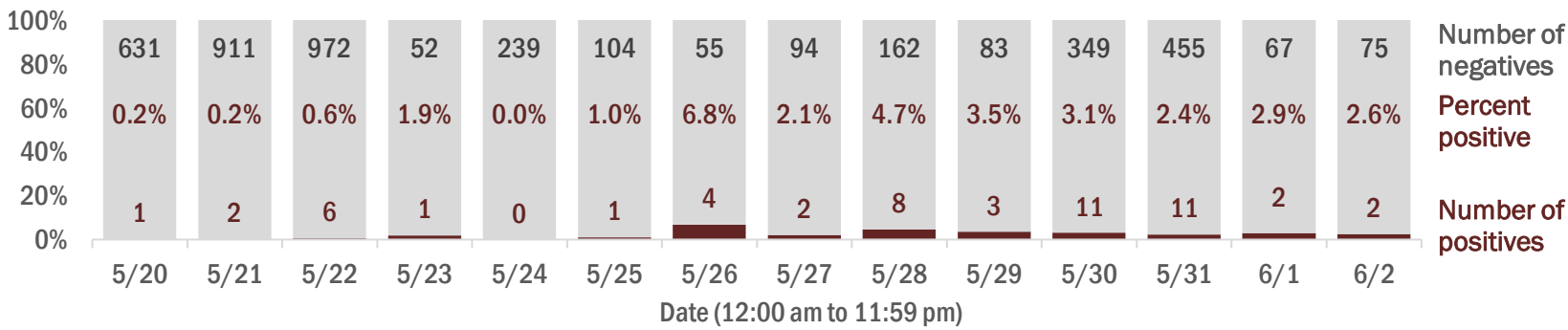
Data in this report are provisional and subject to change.



Laboratory testing for Florida residents and non-Florida residents over the past 2 weeks

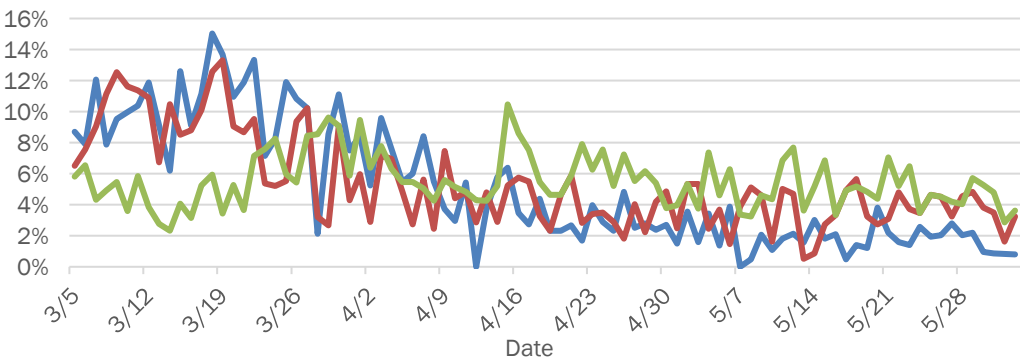
Number and percent of positive labs

These counts include the number of people for whom the department received laboratory results by day. This percent is the number of people who test positive for the first time divided by all the people tested that day, excluding people who have previously tested positive.

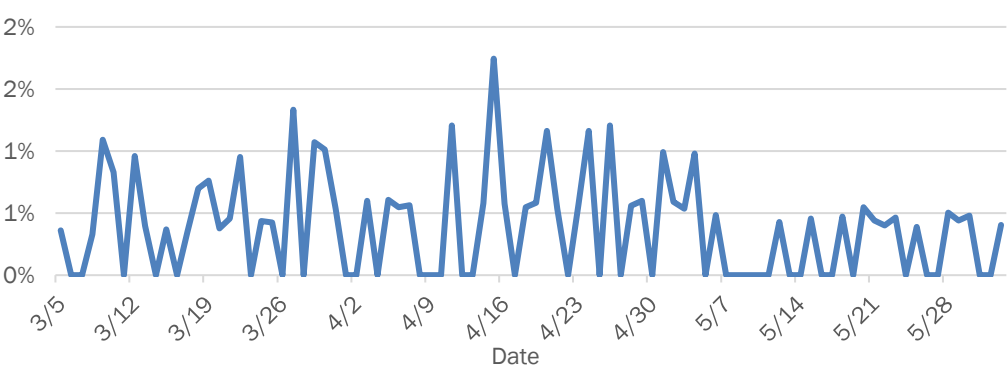


Emergency department (ED) chief complaint and admission data for Okaloosa County

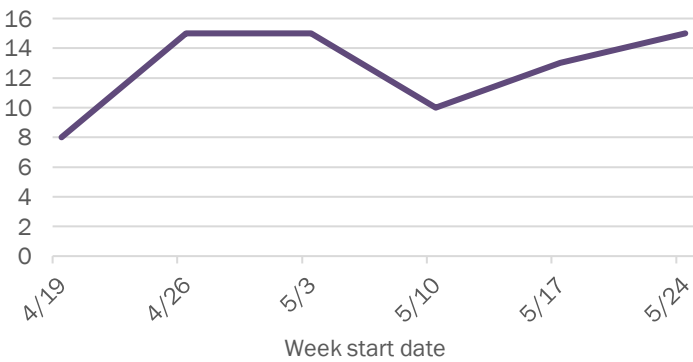
Daily percent of ED visits mentioning cough, fever, or shortness of breath



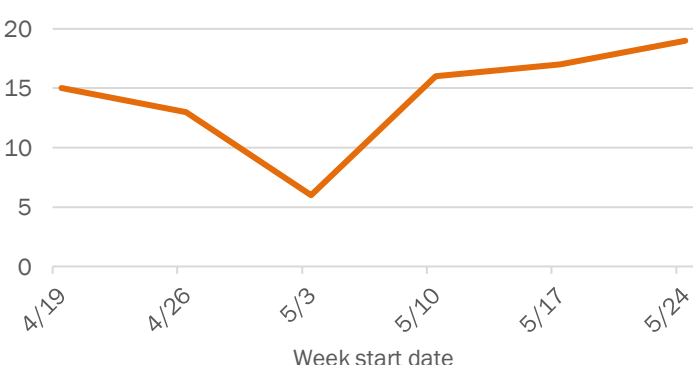
Daily percent of ED visits resulting in cough-associated admissions



Weekly count of ED vists for influenza-like illness



Weekly count of ED vists for COVID-like illness



The Electronic Surveillance System for the Early Notification of Community-Based Epidemics (ESSENCE-FL) includes chief complaint data from 211 of 212 Florida EDs. Data are transmitted electronically to ESSENCE-FL daily or hourly.

Coronavirus: summary for Okeechobee County

Data for Jun 3, 2020 (verified at 10 AM)

Data in this report are provisional and subject to change.

Confirmed cases

Total cases

97

Florida residents

96

Non-Florida residents

1

Gender for Florida residents

Men

48

Women

48

Unknown

0

Age for Florida residents

Range

2 - 87

Median age

34

Cases confirmed in Florida residents per day

2

3

3

1

4

3

2

1

1

7

2

6

1

12

5/20

5/21

5/22

5/23

5/24

5/25

5/26

5/27

5/28

5/29

5/30

5/31

6/1

6/2

Date case confirmed

Race, ethnicity

Cases

Hospitalizations

Deaths

White

60

63%

6

60%

0

N/A

Hispanic

34

35%

1

10%

0

N/A

Non-Hispanic

25

26%

5

50%

0

N/A

Unknown ethnicity

1

1%

0

0%

0

N/A

Black

17

18%

2

20%

0

N/A

Hispanic

1

1%

0

0%

0

N/A

Non-Hispanic

16

17%

2

20%

0

N/A

Unknown ethnicity

0

0%

0

0%

0

N/A

Other

2

2%

2

20%

0

N/A

Hispanic

2

2%

2

20%

0

N/A

Non-Hispanic

0

0%

0

0%

0

N/A

Unknown ethnicity

0

0%

0

0%

0

N/A

Unknown race

17

18%

0

0%

0

N/A

Hispanic

0

0%

0

0%

0

N/A

Non-Hispanic

0

0%

0

0%

0

N/A

Unknown ethnicity

17

18%

0

0%

0

N/A

Total

96

10

0

Outcomes for Florida residents

Okeechobee

Hospitalizations

10

(10% of all cases)

Deaths

0

(0% of all cases)

Statewide

Hospitalizations

10,525

(18% of all cases)

Deaths

2,566

(4% of all cases)

Cases in facility staff/residents

Okeechobee

Long-term care

6

(6% of all cases)

Correctional

27

(28% of all cases)

Statewide

Long-term care

9,416

(16% of all cases)

Correctional

2,705

(5% of all cases)

Hospitalization counts include anyone who was hospitalized at some point during their illness. It does not reflect the number of people currently hospitalized.

Other race includes any person with a race of American Indian/Alaskan native, Asian, native Hawaiian/Pacific Islander, or other.

Laboratory testing for Florida residents and non-Florida residents over the past 2 weeks

Number and percent of positive labs

These counts include the number of people for whom the department received laboratory results by day. This percent is the number of people who test positive for the first time divided by all the people tested that day, excluding people who have previously tested positive.

Date	Number of negatives	Percent positive	Number of positives
5/20	471	0.4%	2
5/21	29	9.4%	3
5/22	54	5.3%	3
5/23	25	3.8%	1
5/24	60	6.3%	4
5/25	37	7.5%	3
5/26	17	10.5%	2
5/27	24	4.0%	1
5/28	58	1.7%	1
5/29	69	9.2%	7
5/30	29	6.5%	2
5/31	29	17.1%	6
6/1	31	3.1%	1
6/2	71	14.5%	12

Emergency department (ED) chief complaint and admission data for Okeechobee County

Daily percent of ED visits mentioning cough, fever, or shortness of breath

Daily percent of ED visits resulting in cough-associated admissions

Weekly count of ED visits for influenza-like illness

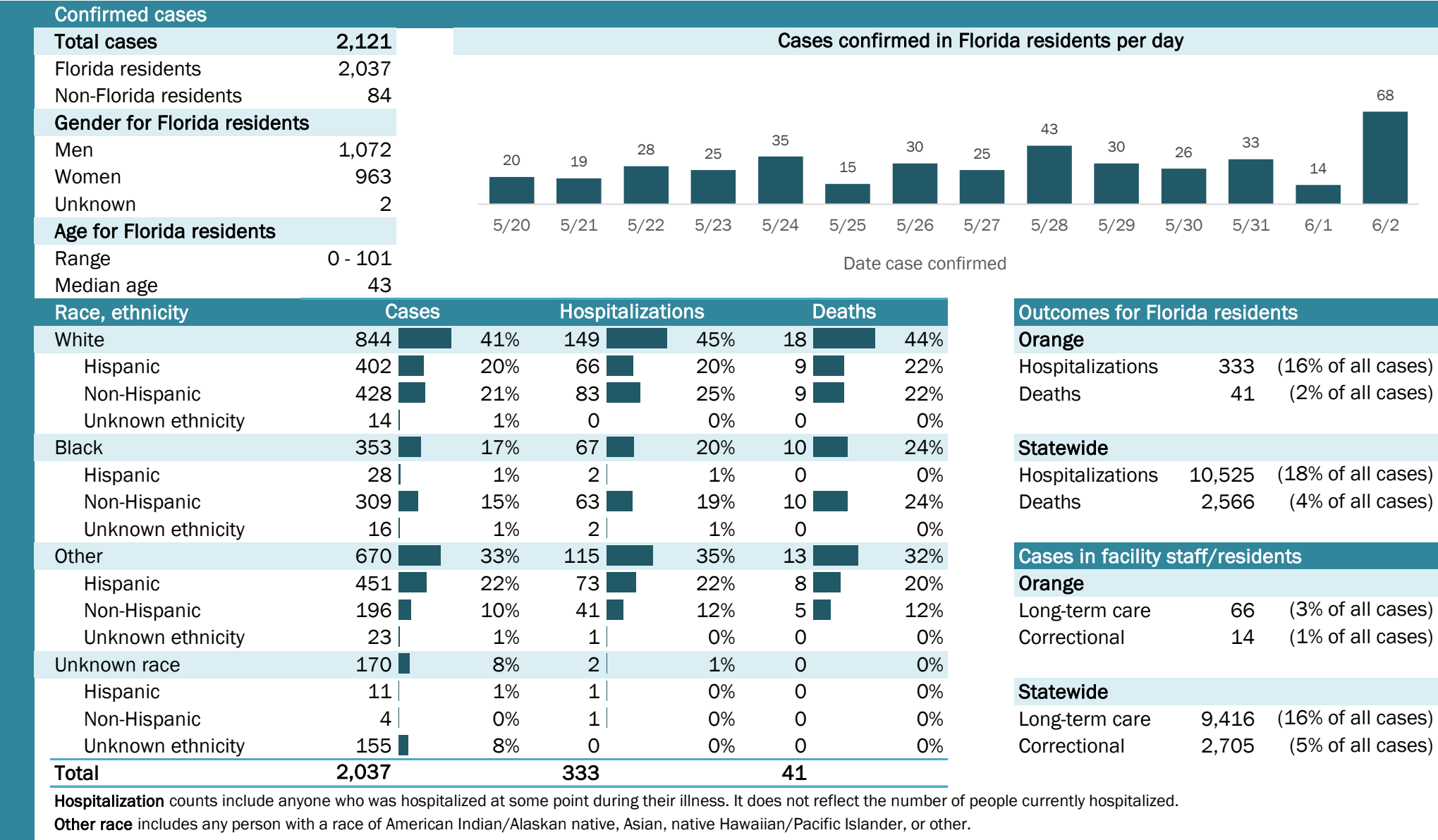
Weekly count of ED visits for COVID-like illness

The Electronic Surveillance System for the Early Notification of Community-Based Epidemics (ESSENCE-FL) includes chief complaint data from 211 of 212 Florida EDs. Data are transmitted electronically to ESSENCE-FL daily or hourly.

Coronavirus: summary for Orange County

Data for Jun 3, 2020 (verified at 10 AM)

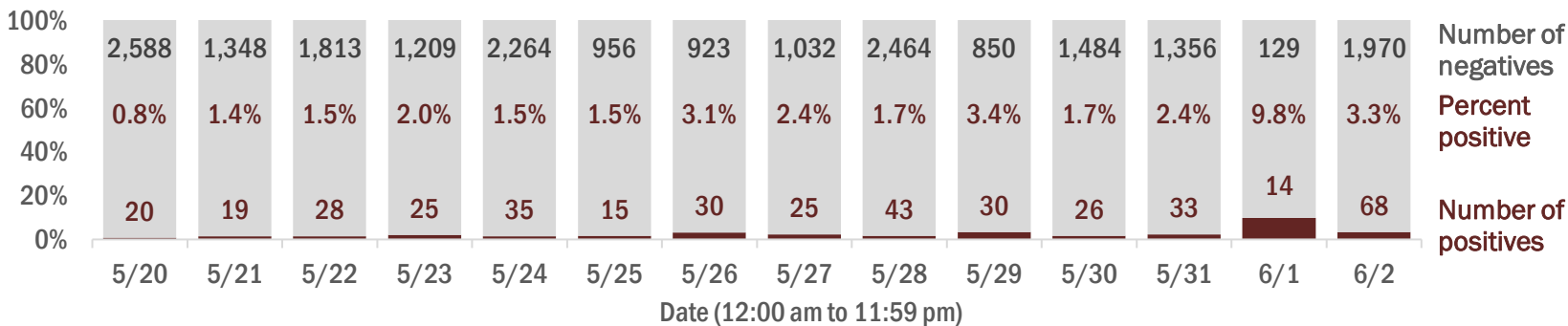
Data in this report are provisional and subject to change.



Laboratory testing for Florida residents and non-Florida residents over the past 2 weeks

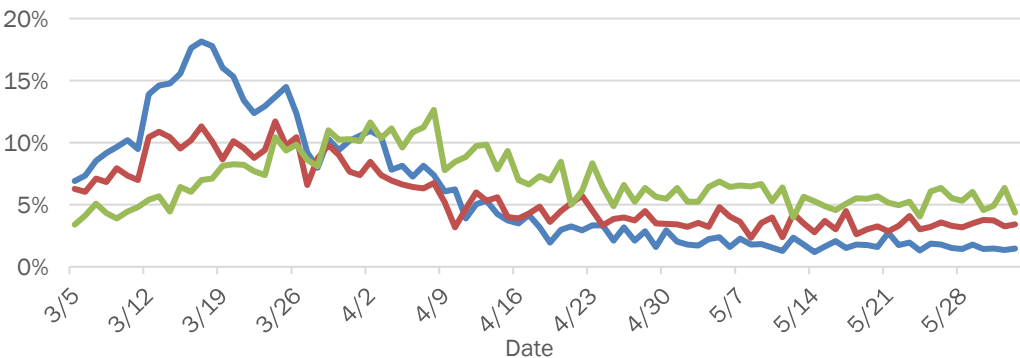
Number and percent of positive labs

These counts include the number of people for whom the department received laboratory results by day. This percent is the number of people who test positive for the first time divided by all the people tested that day, excluding people who have previously tested positive.

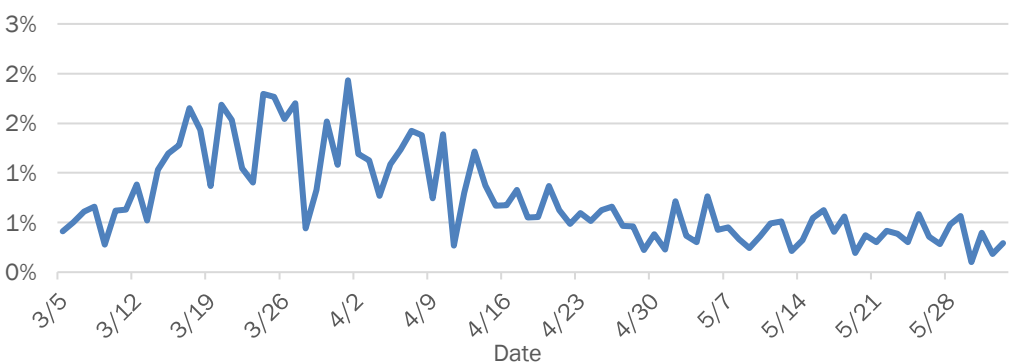


Emergency department (ED) chief complaint and admission data for Orange County

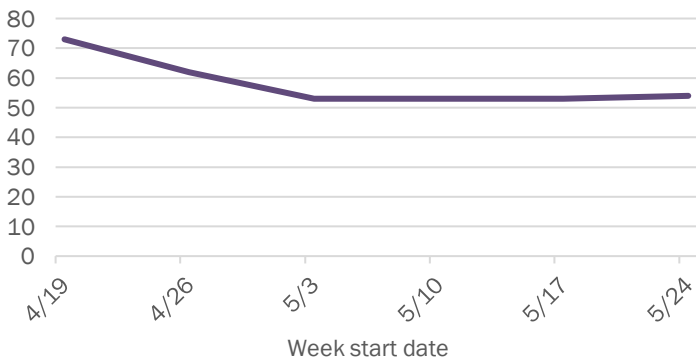
Daily percent of ED visits mentioning cough, fever, or shortness of breath



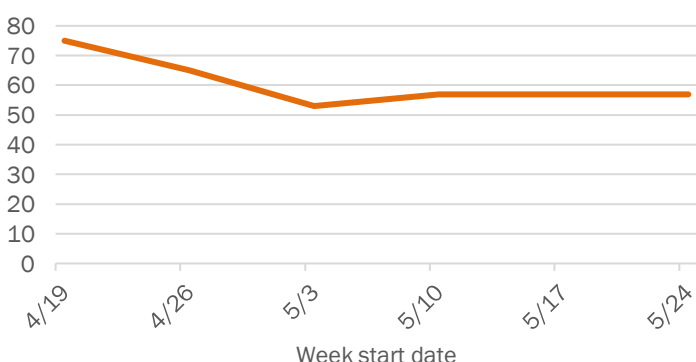
Daily percent of ED visits resulting in cough-associated admissions



Weekly count of ED vists for influenza-like illness



Weekly count of ED vists for COVID-like illness

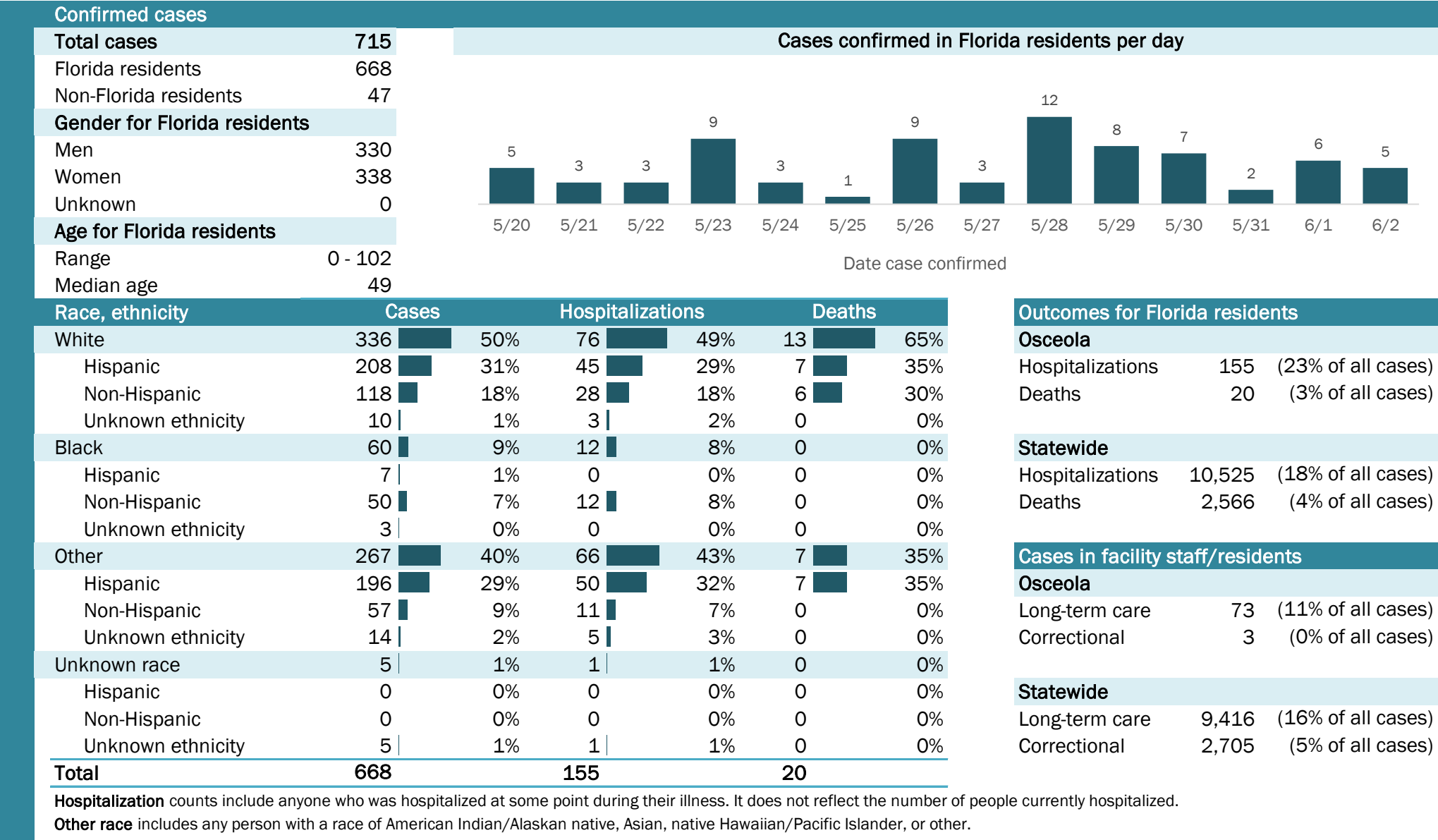


The Electronic Surveillance System for the Early Notification of Community-Based Epidemics (ESSENCE-FL) includes chief complaint data from 211 of 212 Florida EDs. Data are transmitted electronically to ESSENCE-FL daily or hourly.

Coronavirus: summary for Osceola County

Data for Jun 3, 2020 (verified at 10 AM)

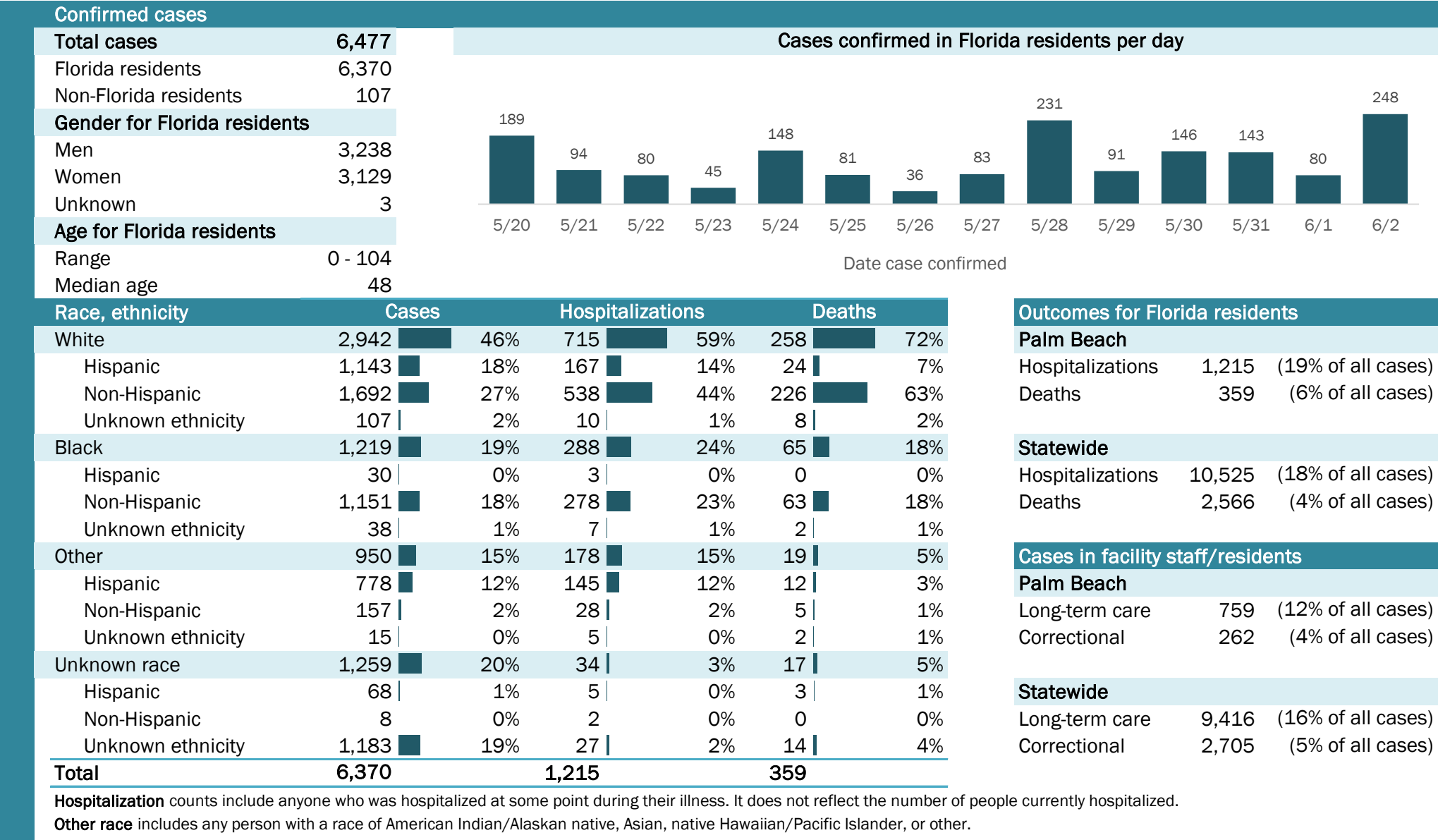
Data in this report are provisional and subject to change.



Coronavirus: summary for Palm Beach County

Data for Jun 3, 2020 (verified at 10 AM)

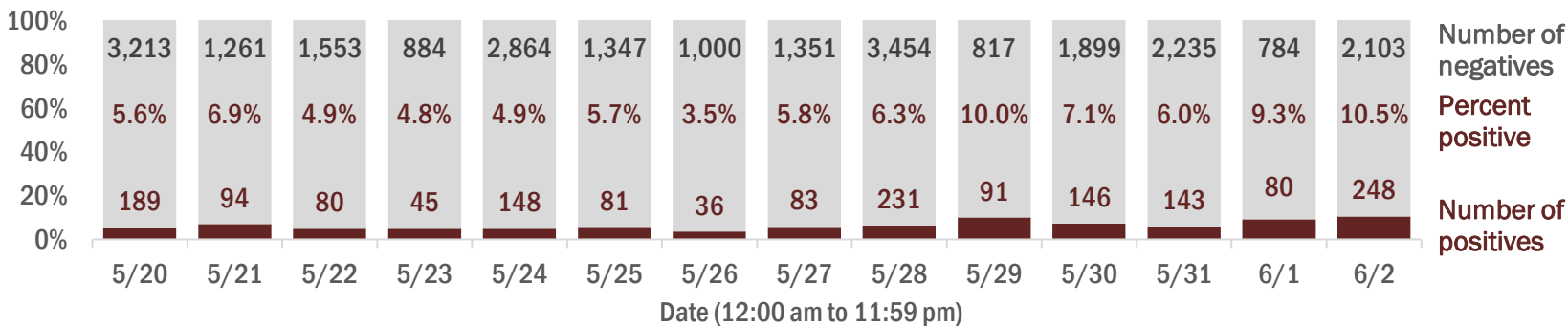
Data in this report are provisional and subject to change.



Laboratory testing for Florida residents and non-Florida residents over the past 2 weeks

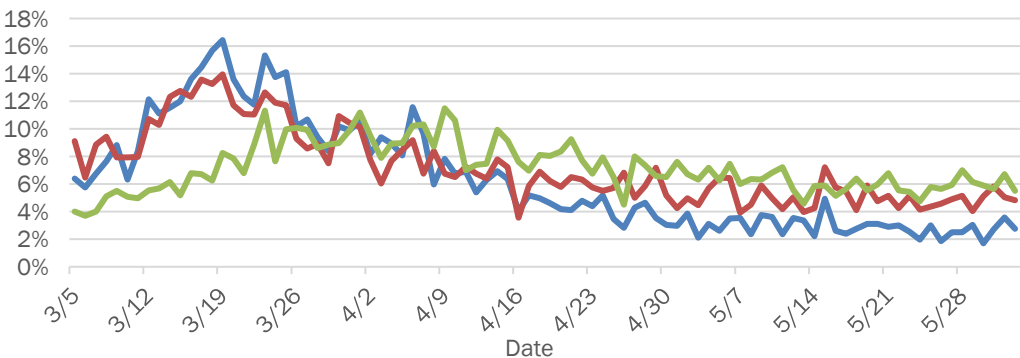
Number and percent of positive labs

These counts include the number of people for whom the department received laboratory results by day. This percent is the number of people who test positive for the first time divided by all the people tested that day, excluding people who have previously tested positive.

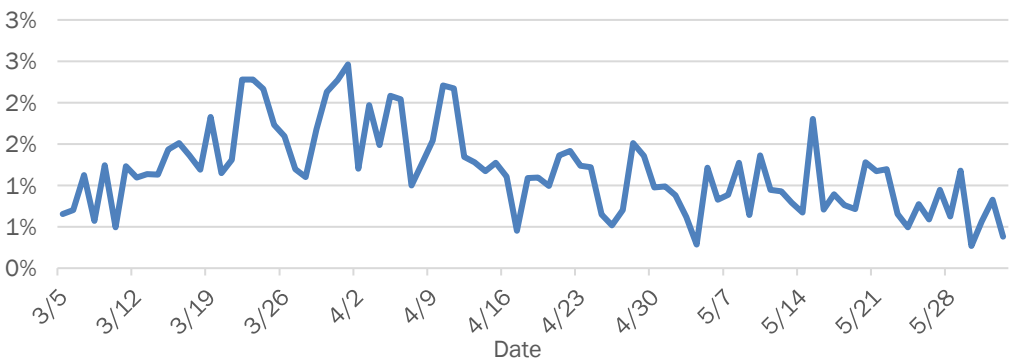


Emergency department (ED) chief complaint and admission data for Palm Beach County

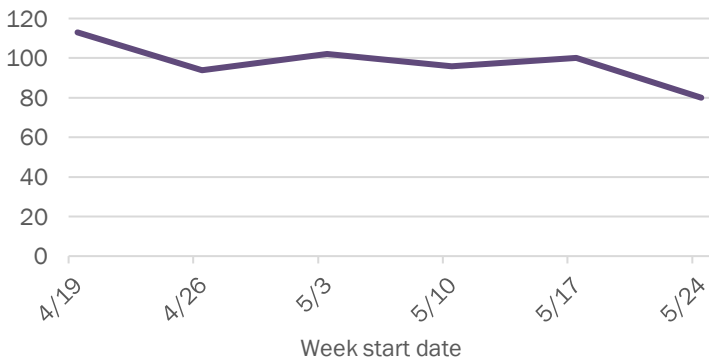
Daily percent of ED visits mentioning cough, fever, or shortness of breath



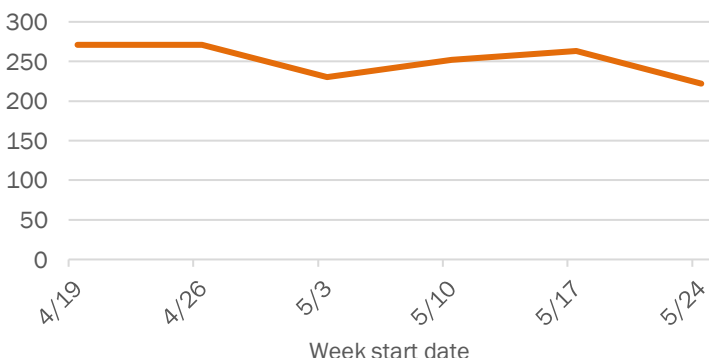
Daily percent of ED visits resulting in cough-associated admissions



Weekly count of ED vists for influenza-like illness



Weekly count of ED vists for COVID-like illness

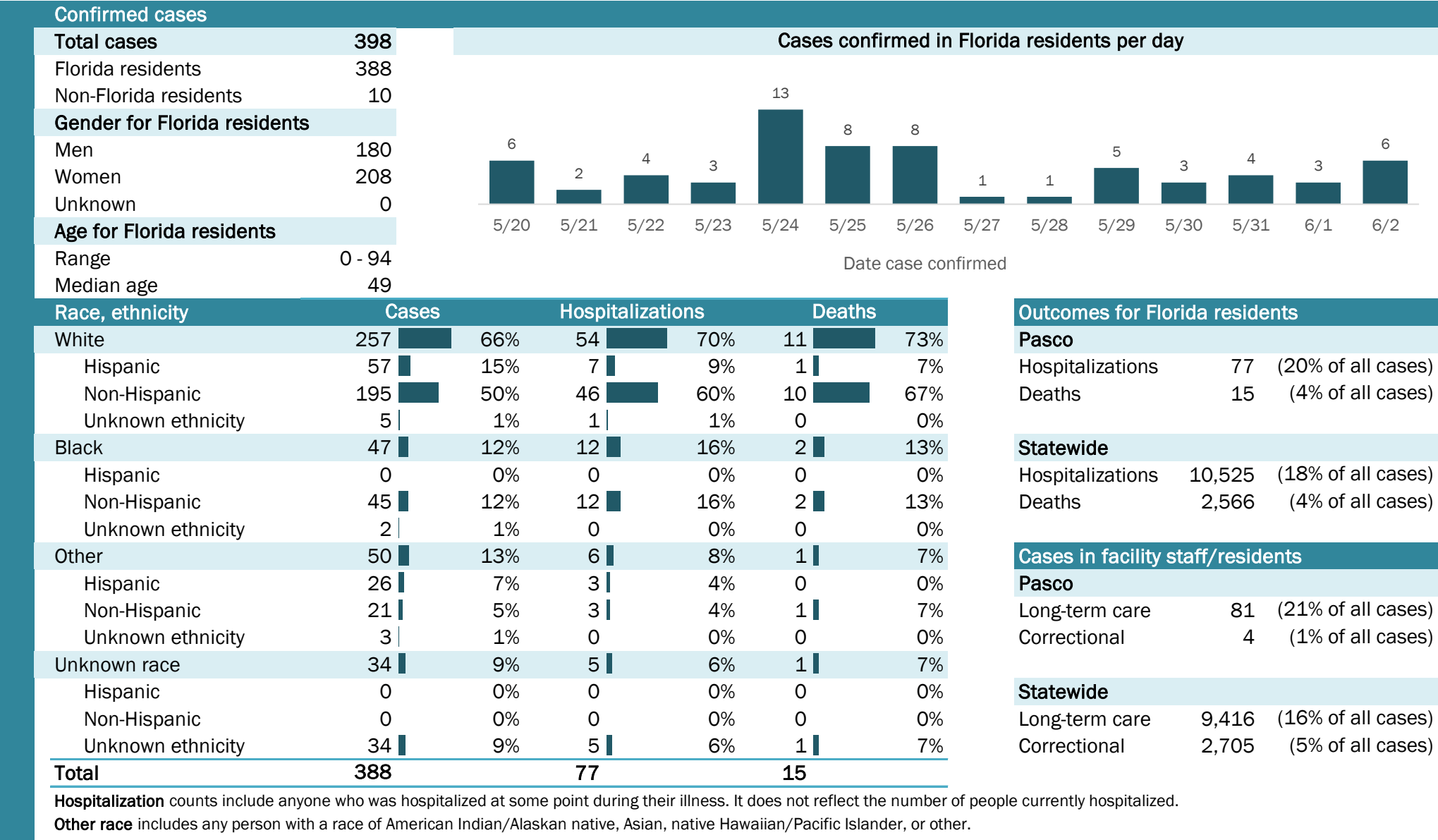


The Electronic Surveillance System for the Early Notification of Community-Based Epidemics (ESSENCE-FL) includes chief complaint data from 211 of 212 Florida EDs. Data are transmitted electronically to ESSENCE-FL daily or hourly.

Coronavirus: summary for Pasco County

Data for Jun 3, 2020 (verified at 10 AM)

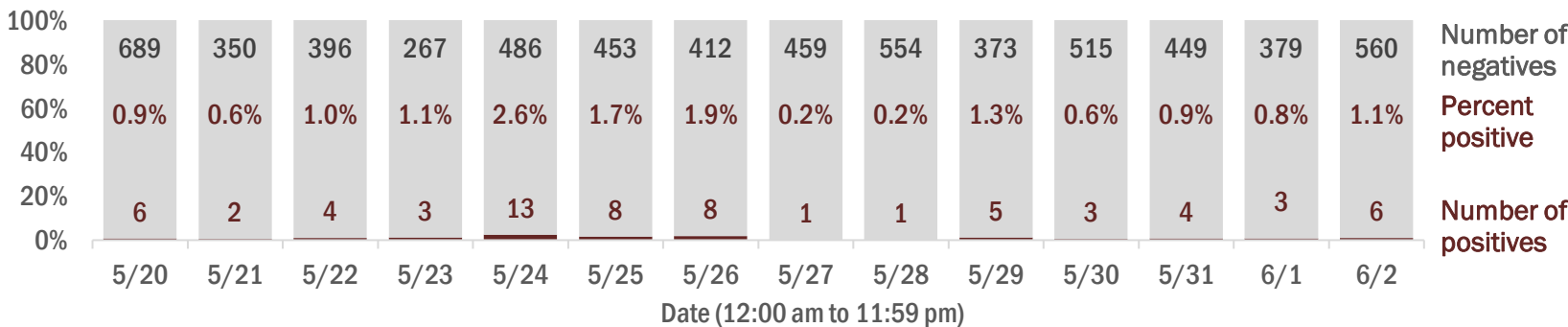
Data in this report are provisional and subject to change.



Laboratory testing for Florida residents and non-Florida residents over the past 2 weeks

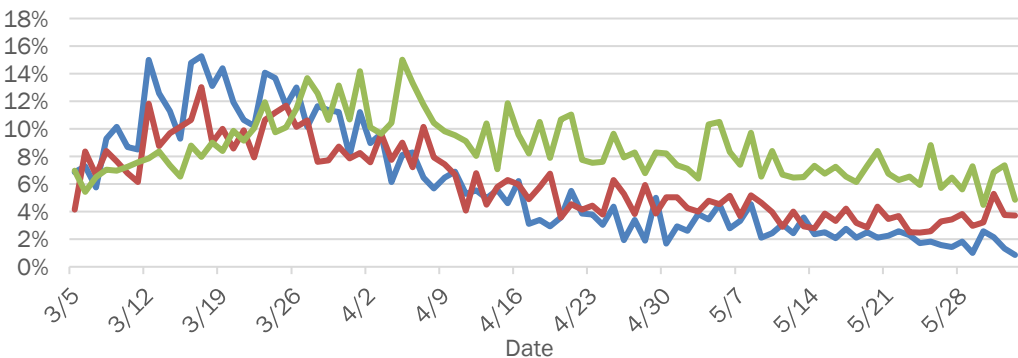
Number and percent of positive labs

These counts include the number of people for whom the department received laboratory results by day. This percent is the number of people who test positive for the first time divided by all the people tested that day, excluding people who have previously tested positive.

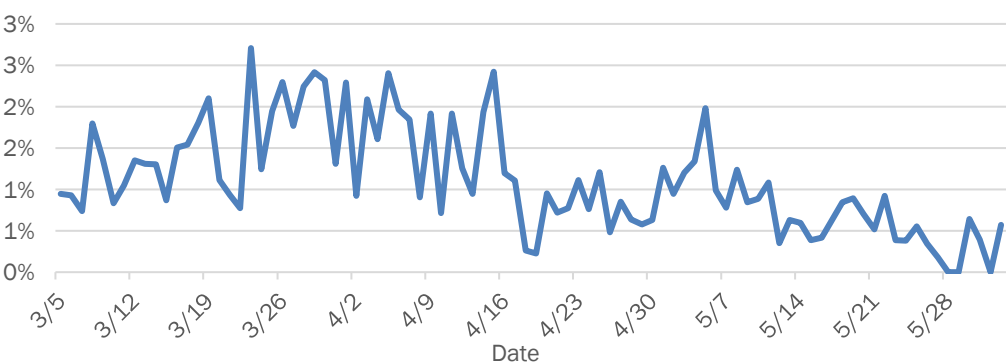


Emergency department (ED) chief complaint and admission data for Pasco County

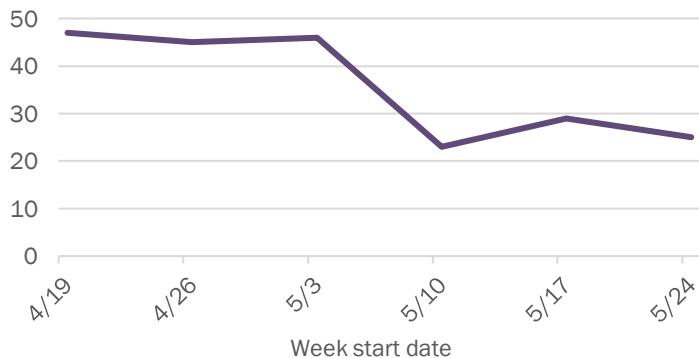
Daily percent of ED visits mentioning cough, fever, or shortness of breath



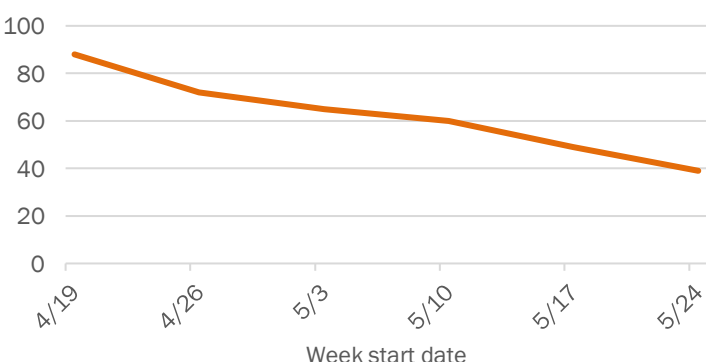
Daily percent of ED visits resulting in cough-associated admissions



Weekly count of ED visits for influenza-like illness



Weekly count of ED visits for COVID-like illness



The Electronic Surveillance System for the Early Notification of Community-Based Epidemics (ESSENCE-FL) includes chief complaint data from 211 of 212 Florida EDs. Data are transmitted electronically to ESSENCE-FL daily or hourly.

Coronavirus: summary for Pinellas County

Data for Jun 3, 2020 (verified at 10 AM)

Data in this report are provisional and subject to change.

Confirmed cases

Total cases1,361

Florida residents1,310

Non-Florida residents51

Gender for Florida residents

Men571

Women739

Unknown0

Age for Florida residents

Range0 - 101

Median age54

Cases confirmed in Florida residents per day

35

9

36

11

17

13

7

13

23

22

31

20

23

24

5/205/215/225/235/245/255/265/275/285/295/305/316/16/2

Date case confirmed

Race, ethnicity	Cases	Hospitalizations	Deaths
White	91570%31579%8089%		
Hispanic	1129%174%11%		
Non-Hispanic	76859%28371%7684%		
Unknown ethnicity	353%154%33%		
Black	24719%6115%56%		
Hispanic	40%00%		
Non-Hispanic	23418%6115%56%		
Unknown ethnicity	91%00%		
Other	887%174%56%		
Hispanic	191%41%22%		
Non-Hispanic	665%133%33%		
Unknown ethnicity	30%00%		
Unknown race	605%62%00%		
Hispanic	20%00%		
Non-Hispanic	30%21%00%		
Unknown ethnicity	554%41%00%		
Total	1,31039990		

Outcomes for Florida residents

Pinellas

Hospitalizations399(30% of all cases)

Deaths90(7% of all cases)

Statewide

Hospitalizations10,525(18% of all cases)

Deaths2,566(4% of all cases)

Cases in facility staff/residents

Pinellas

Long-term care443(34% of all cases)

Correctional0(0% of all cases)

Statewide

Long-term care9,416(16% of all cases)

Correctional2,705(5% of all cases)

Hospitalization counts include anyone who was hospitalized at some point during their illness. It does not reflect the number of people currently hospitalized.

Other race includes any person with a race of American Indian/Alaskan native, Asian, native Hawaiian/Pacific Islander, or other.

Laboratory testing for Florida residents and non-Florida residents over the past 2 weeks

Number and percent of positive labs

These counts include the number of people for whom the department received laboratory results by day. This percent is the number of people who test positive for the first time divided by all the people tested that day, excluding people who have previously tested positive.

100%80%60%40%20%0%

1,6162.1%35

1,2100.7%9

1,3062.7%36

5382.0%11

1,1971.4%17

1,5910.8%13

1,2590.6%7

1,0621.2%13

1,6271.4%23

1,0112.1%22

1,6421.9%31

1,7021.2%20

9392.4%23

1,8231.3%24

5/205/215/225/235/245/255/265/275/285/295/305/316/16/2

Date (12:00 am to 11:59 pm)

Number of negatives

Percent positive

Number of positives

Emergency department (ED) chief complaint and admission data for Pinellas County

Daily percent of ED visits mentioning cough, fever, or shortness of breath

12%10%8%6%4%2%0%

3/53/123/193/264/24/94/164/234/305/75/145/215/28

Date

Daily percent of ED visits resulting in cough-associated admissions

4%3%2%1%0%

3/53/123/193/264/24/94/164/234/305/75/145/215/28

Date

Weekly count of ED vists for influenza-like illness

100806040200

4/194/265/35/105/175/24

Week start date

Weekly count of ED vists for COVID-like illness

200150100500

4/194/265/35/105/175/24

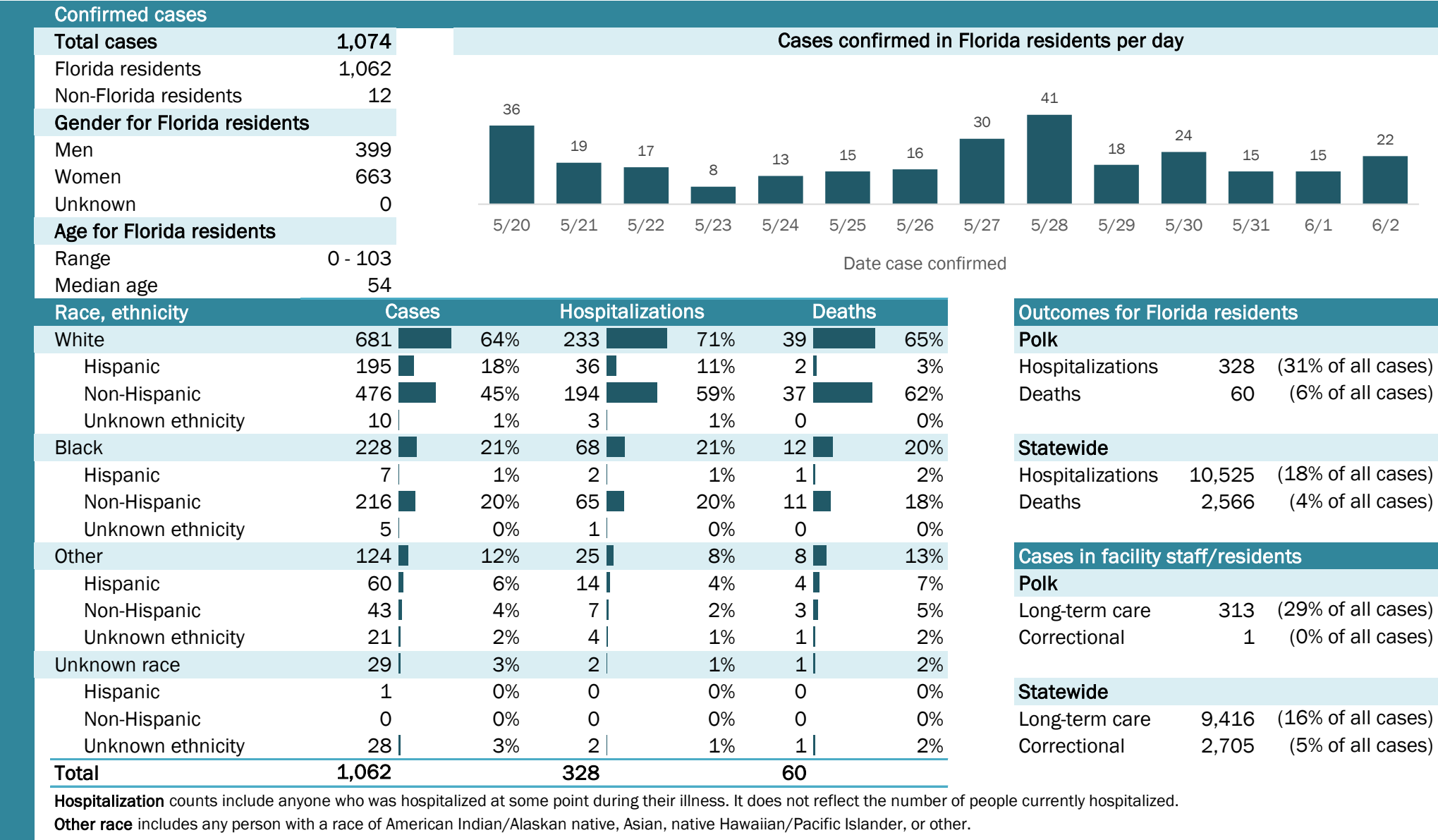
Week start date

The Electronic Surveillance System for the Early Notification of Community-Based Epidemics (ESSENCE-FL) includes chief complaint data from 211 of 212 Florida EDs. Data are transmitted electronically to ESSENCE-FL daily or hourly.

Coronavirus: summary for Polk County

Data for Jun 3, 2020 (verified at 10 AM)

Data in this report are provisional and subject to change.



Coronavirus: summary for Putnam County

Data for Jun 3, 2020 (verified at 10 AM)

Data in this report are provisional and subject to change.

Confirmed cases

Total cases

154

Florida residents

154

Non-Florida residents

0

Gender for Florida residents

Men

59

Women

95

Unknown

0

Age for Florida residents

Range

6 - 98

Median age

47

Cases confirmed in Florida residents per day

1

3

1

4

1

5

1

2

1

1

5/20

5/21

5/22

5/23

5/24

5/25

5/26

5/27

5/28

5/29

5/30

5/31

6/1

6/2

Date case confirmed

Race, ethnicity

Cases

Hospitalizations

Deaths

White

90

58%

13

62%

3

50%

Hispanic

2

1%

0

0%

0

0%

Non-Hispanic

88

57%

13

62%

3

50%

Unknown ethnicity

0

0%

0

0%

0

0%

Black

56

36%

7

33%

3

50%

Hispanic

0

0%

0

0%

0

0%

Non-Hispanic

55

36%

6

29%

2

33%

Unknown ethnicity

1

1%

1

5%

1

17%

Other

7

5%

1

5%

0

0%

Hispanic

5

3%

1

5%

0

0%

Non-Hispanic

1

1%

0

0%

0

0%

Unknown ethnicity

1

1%

0

0%

0

0%

Unknown race

1

1%

0

0%

0

0%

Hispanic

0

0%

0

0%

0

0%

Non-Hispanic

0

0%

0

0%

0

0%

Unknown ethnicity

1

1%

0

0%

0

0%

Total

154

21

6

Outcomes for Florida residents

Putnam

Hospitalizations

21

(14% of all cases)

Deaths

6

(4% of all cases)

Statewide

Hospitalizations

10,525

(18% of all cases)

Deaths

2,566

(4% of all cases)

Cases in facility staff/residents

Putnam

Long-term care

48

(31% of all cases)

Correctional

1

(1% of all cases)

Statewide

Long-term care

9,416

(16% of all cases)

Correctional

2,705

(5% of all cases)

Hospitalization counts include anyone who was hospitalized at some point during their illness. It does not reflect the number of people currently hospitalized.

Other race includes any person with a race of American Indian/Alaskan native, Asian, native Hawaiian/Pacific Islander, or other.

Laboratory testing for Florida residents and non-Florida residents over the past 2 weeks

Number and percent of positive labs

These counts include the number of people for whom the department received laboratory results by day. This percent is the number of people who test positive for the first time divided by all the people tested that day, excluding people who have previously tested positive.

100%

80%

60%

40%

20%

0%

318

78

66

55

153

43

54

85

109

46

120

71

28

61

0.3%

3.7%

1.5%

0.0%

2.5%

2.3%

0.0%

5.6%

0.0%

2.1%

1.6%

1.4%

3.4%

0.0%

1

3

1

0

4

1

0

5

0

1

2

1

1

0

5/20

5/21

5/22

5/23

5/24

5/25

5/26

5/27

5/28

5/29

5/30

5/31

6/1

6/2

Number of negatives

Percent positive

Number of positives

Date (12:00 am to 11:59 pm)

Emergency department (ED) chief complaint and admission data for Putnam County

Daily percent of ED visits mentioning cough, fever, or shortness of breath

25%

20%

15%

10%

5%

0%

3/5

3/12

3/19

3/26

4/2

4/9

4/16

4/23

4/30

5/7

5/14

5/21

5/28

Date

Daily percent of ED visits resulting in cough-associated admissions

6%

5%

4%

3%

2%

1%

0%

3/5

3/12

3/19

3/26

4/2

4/9

4/16

4/23

4/30

5/7

5/14

5/21

5/28

Date

Weekly count of ED vists for influenza-like illness

16

14

12

10

8

6

4

2

0

4/19

4/26

5/3

5/10

5/17

5/24

Week start date

Weekly count of ED vists for COVID-like illness

20

15

10

5

0

4/19

4/26

5/3

5/10

5/17

5/24

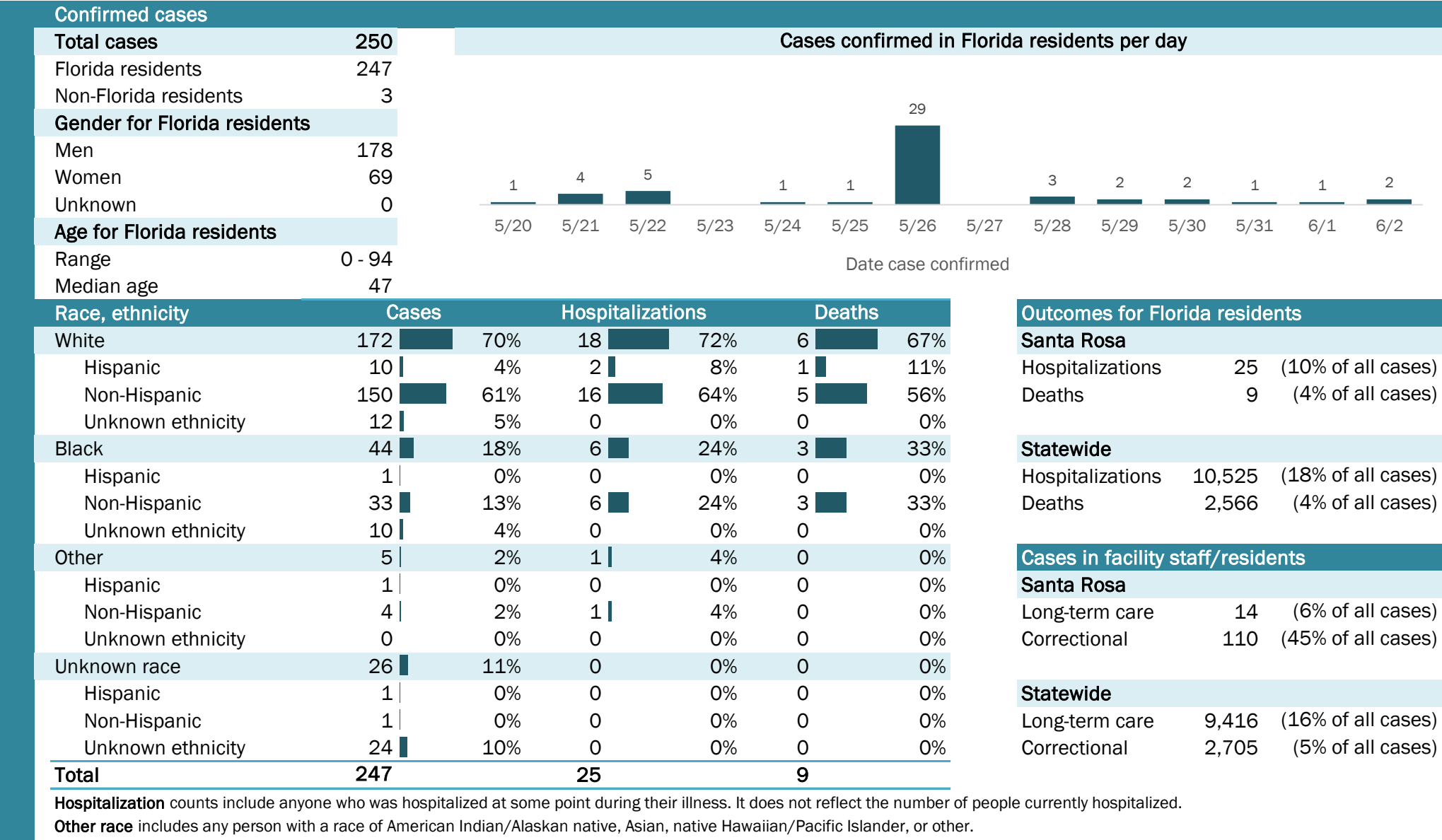
Week start date

The Electronic Surveillance System for the Early Notification of Community-Based Epidemics (ESSENCE-FL) includes chief complaint data from 211 of 212 Florida EDs. Data are transmitted electronically to ESSENCE-FL daily or hourly.

Coronavirus: summary for Santa Rosa County

Data for Jun 3, 2020 (verified at 10 AM)

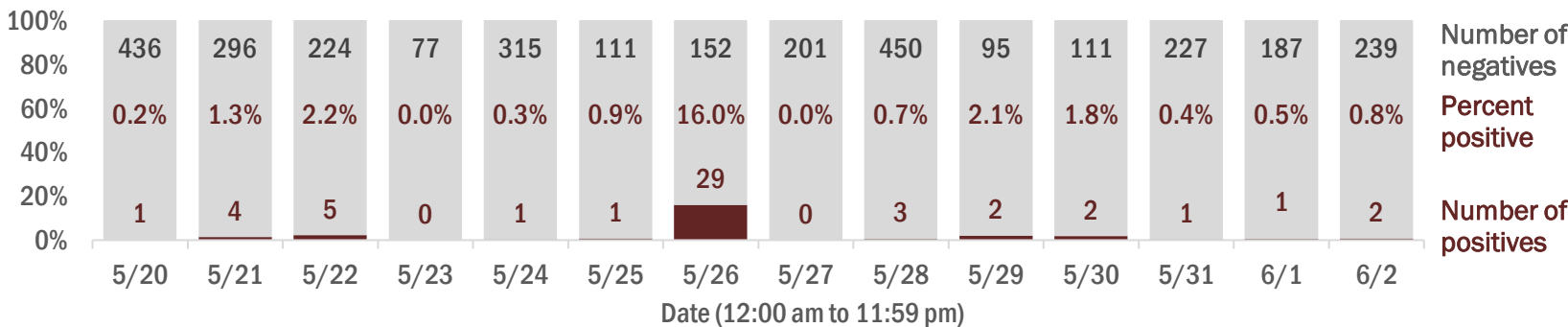
Data in this report are provisional and subject to change.



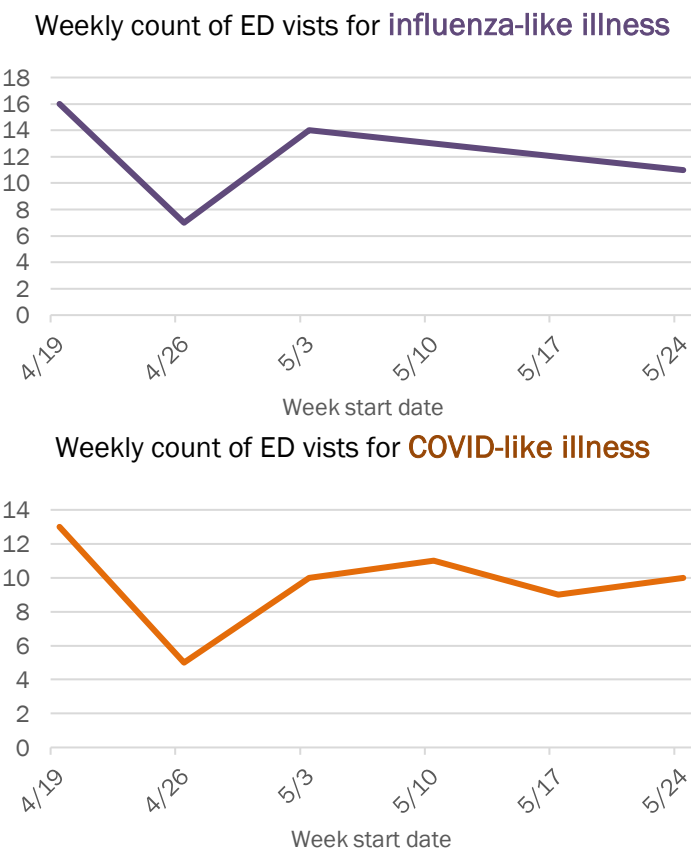
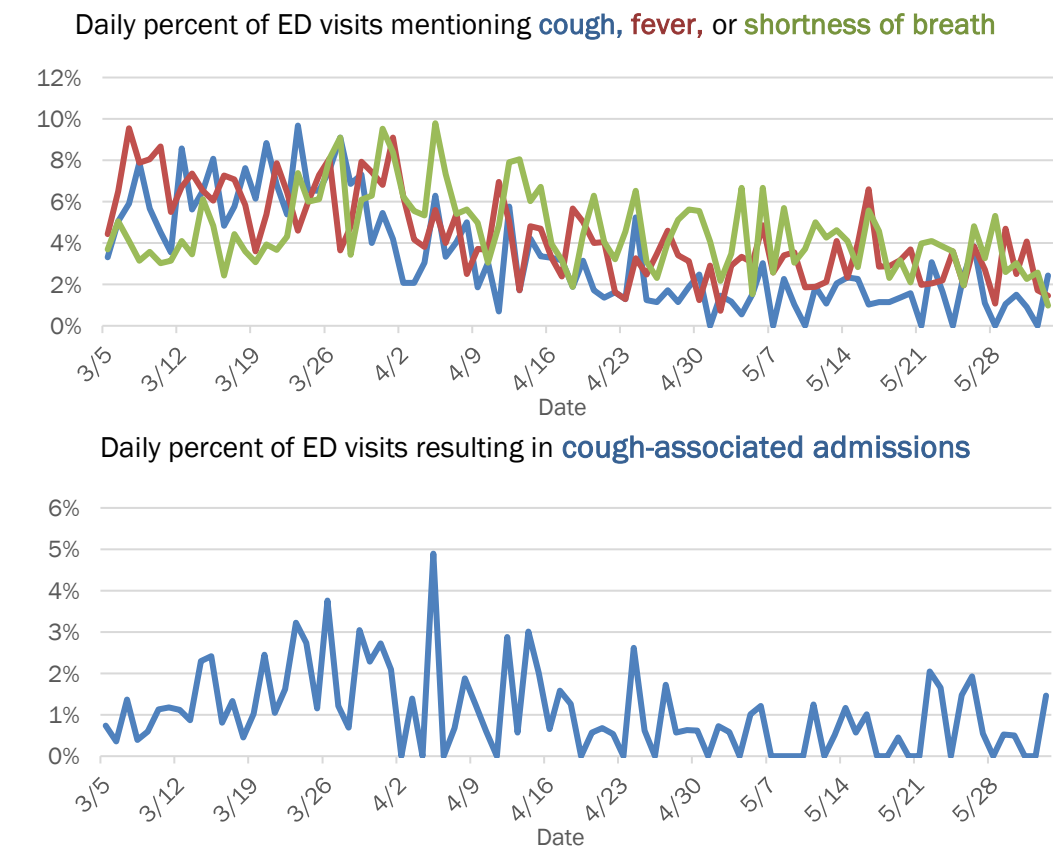
Laboratory testing for Florida residents and non-Florida residents over the past 2 weeks

Number and percent of positive labs

These counts include the number of people for whom the department received laboratory results by day. This percent is the number of people who test positive for the first time divided by all the people tested that day, excluding people who have previously tested positive.



Emergency department (ED) chief complaint and admission data for Santa Rosa County

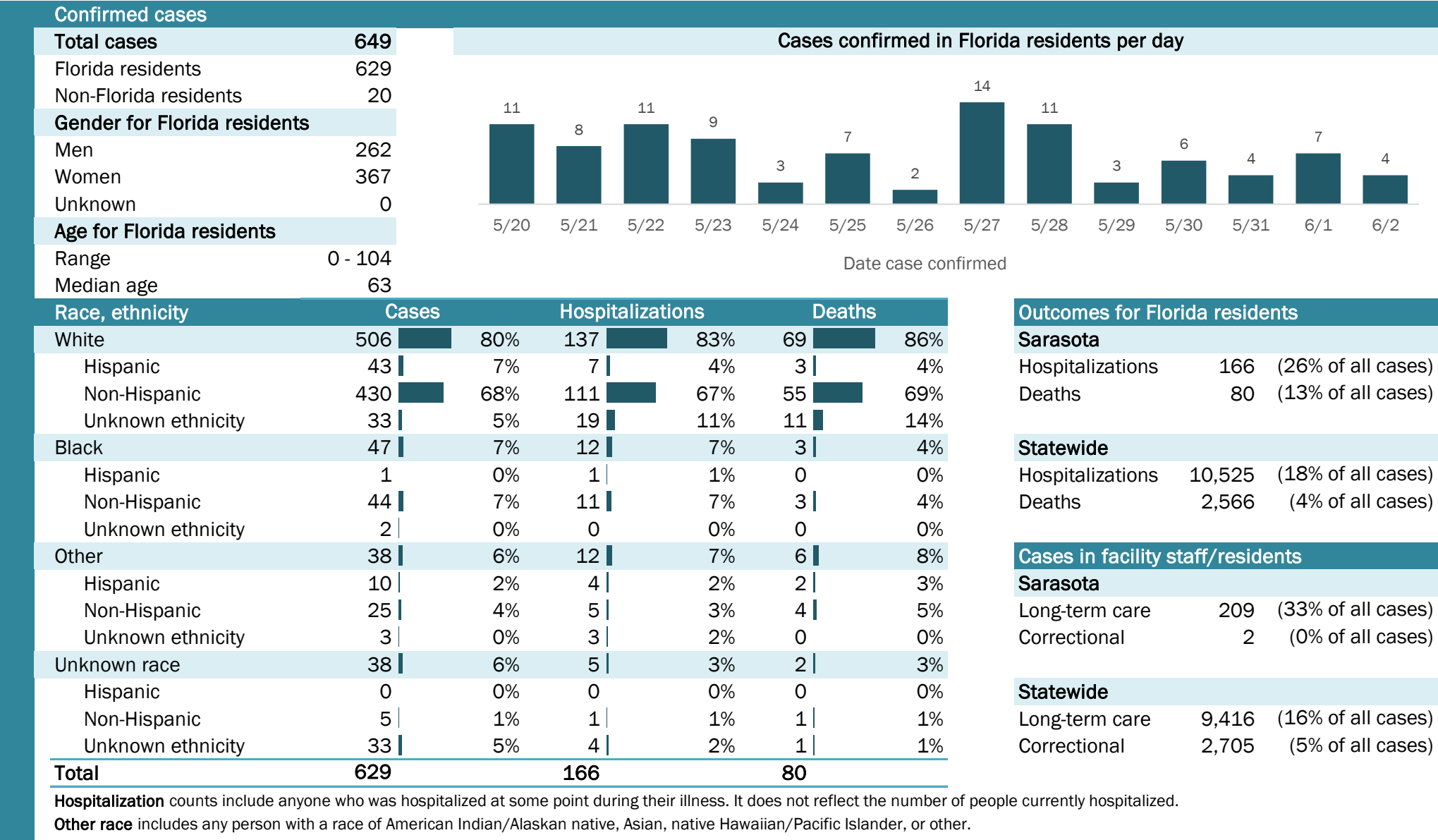


The Electronic Surveillance System for the Early Notification of Community-Based Epidemics (ESSENCE-FL) includes chief complaint data from 211 of 212 Florida EDs. Data are transmitted electronically to ESSENCE-FL daily or hourly.

Coronavirus: summary for Sarasota County

Data for Jun 3, 2020 (verified at 10 AM)

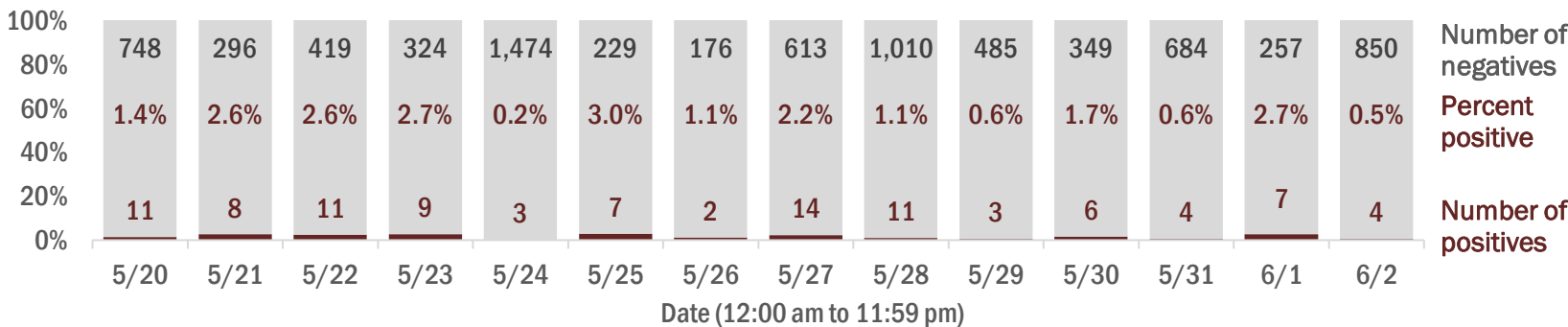
Data in this report are provisional and subject to change.



Laboratory testing for Florida residents and non-Florida residents over the past 2 weeks

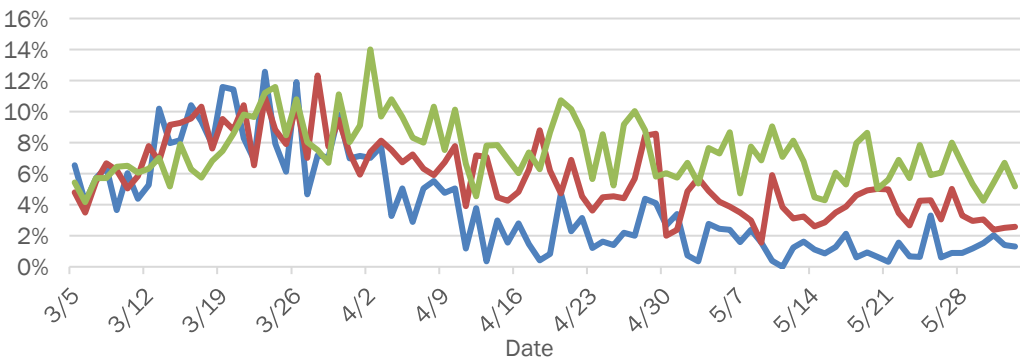
Number and percent of positive labs

These counts include the number of people for whom the department received laboratory results by day. This percent is the number of people who test positive for the first time divided by all the people tested that day, excluding people who have previously tested positive.

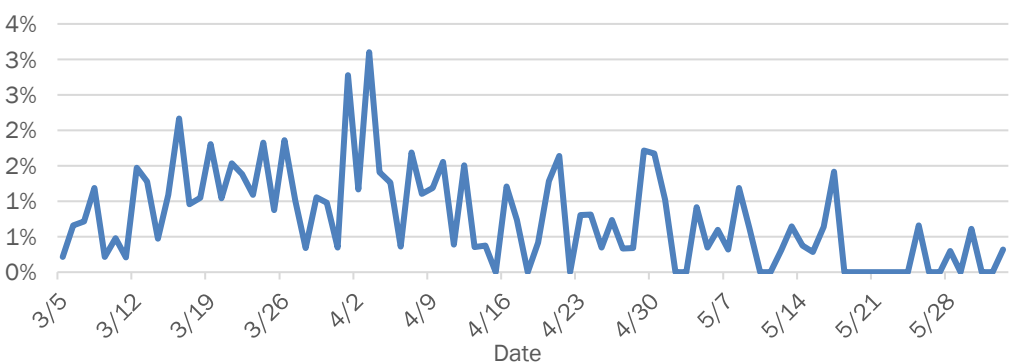


Emergency department (ED) chief complaint and admission data for Sarasota County

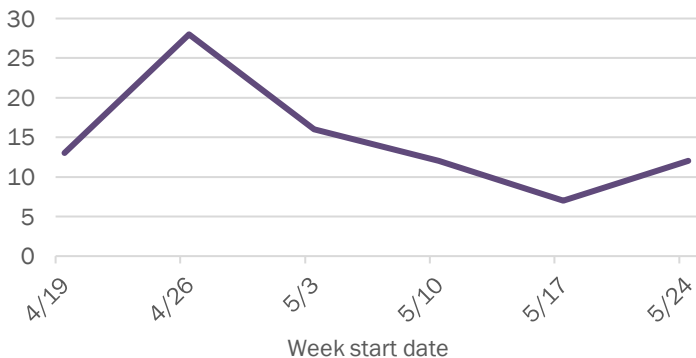
Daily percent of ED visits mentioning cough, fever, or shortness of breath



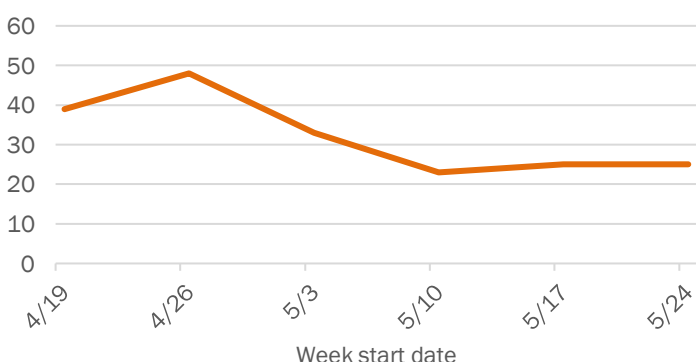
Daily percent of ED visits resulting in cough-associated admissions



Weekly count of ED vists for influenza-like illness



Weekly count of ED vists for COVID-like illness

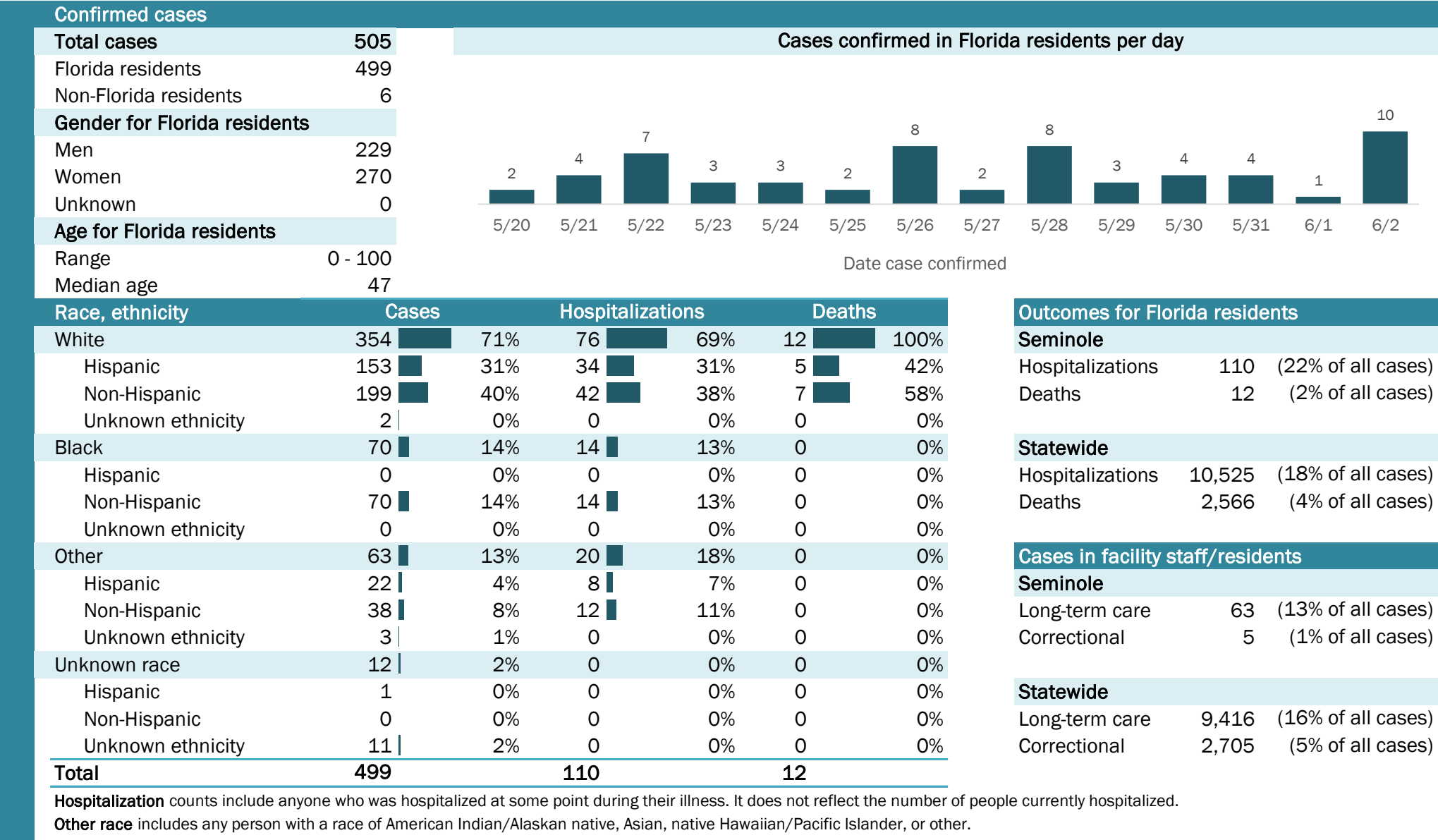


The Electronic Surveillance System for the Early Notification of Community-Based Epidemics (ESSENCE-FL) includes chief complaint data from 211 of 212 Florida EDs. Data are transmitted electronically to ESSENCE-FL daily or hourly.

Coronavirus: summary for Seminole County

Data for Jun 3, 2020 (verified at 10 AM)

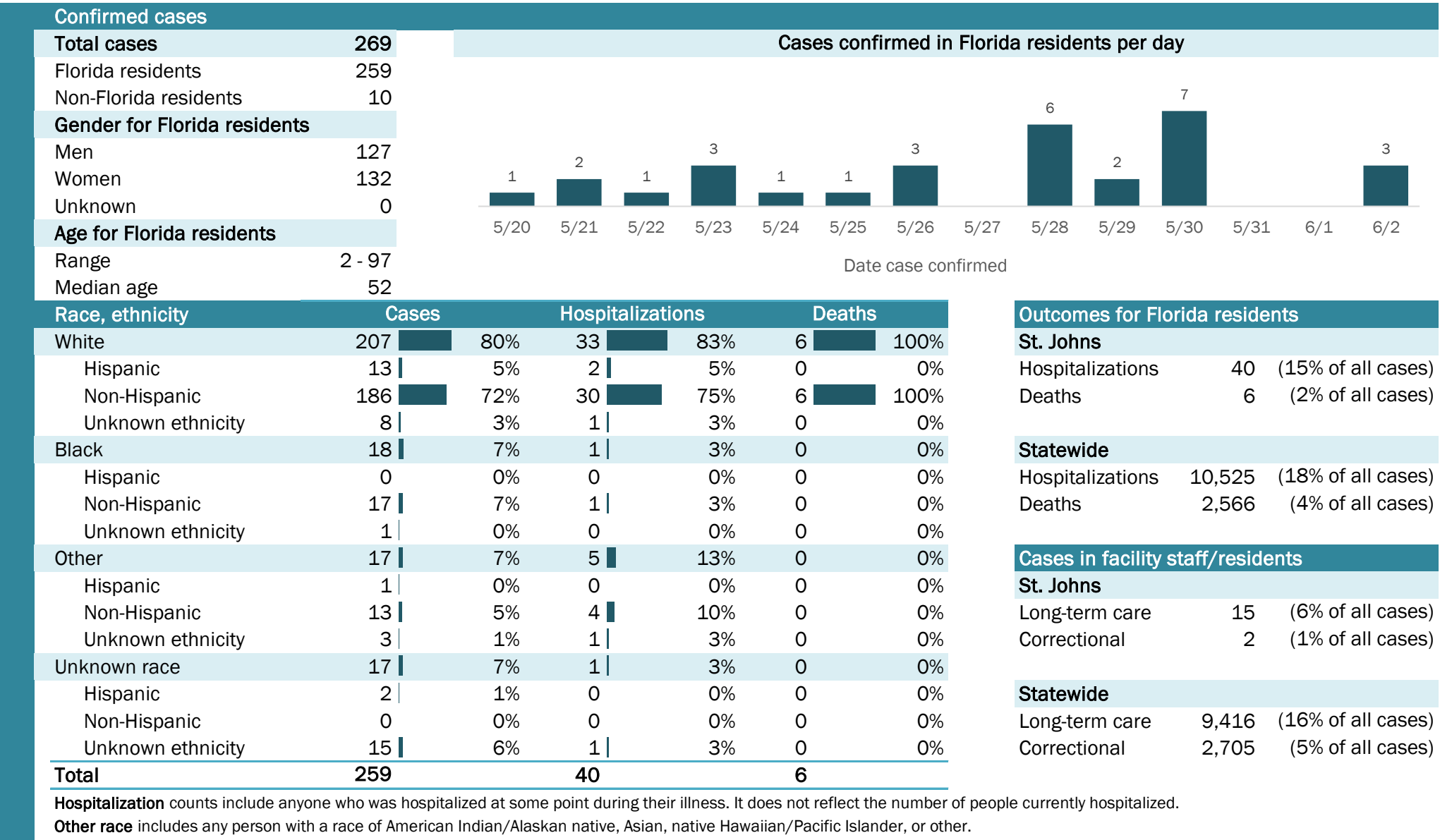
Data in this report are provisional and subject to change.



Coronavirus: summary for St. Johns County

Data for Jun 3, 2020 (verified at 10 AM)

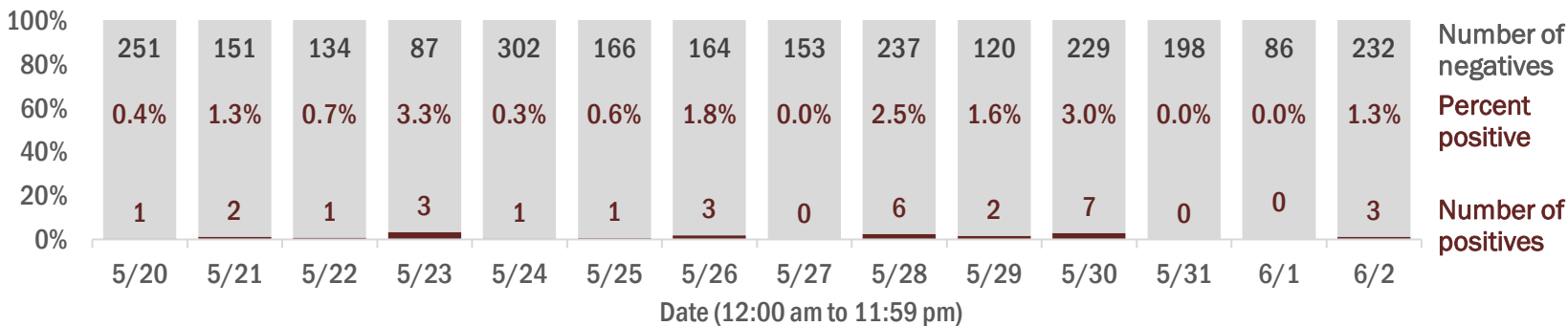
Data in this report are provisional and subject to change.



Laboratory testing for Florida residents and non-Florida residents over the past 2 weeks

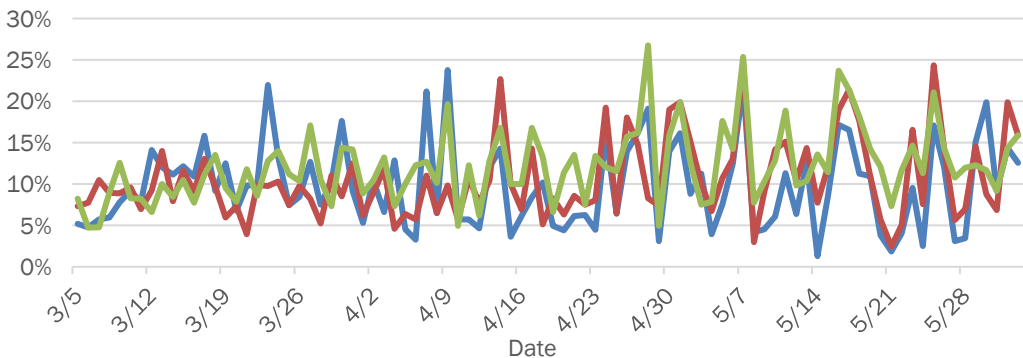
Number and percent of positive labs

These counts include the number of people for whom the department received laboratory results by day. This percent is the number of people who test positive for the first time divided by all the people tested that day, excluding people who have previously tested positive.

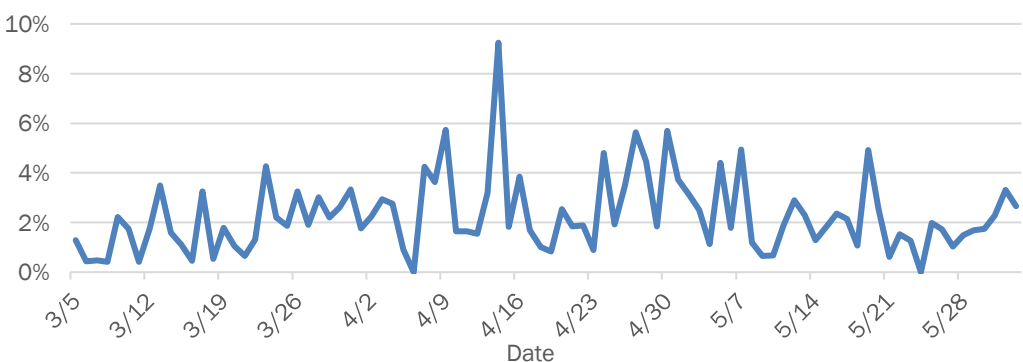


Emergency department (ED) chief complaint and admission data for St. Johns County

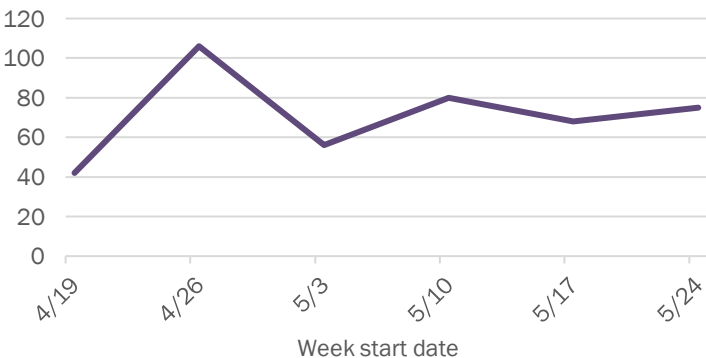
Daily percent of ED visits mentioning cough, fever, or shortness of breath



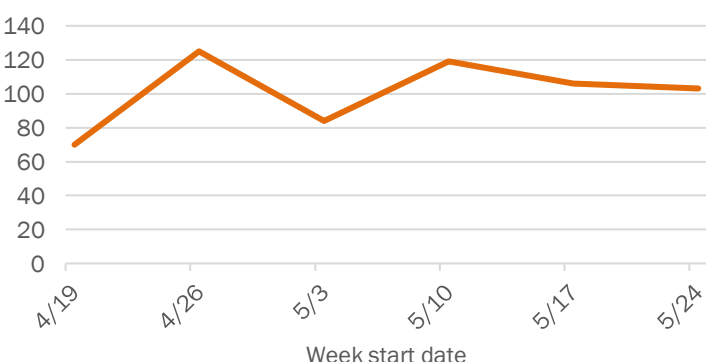
Daily percent of ED visits resulting in cough-associated admissions



Weekly count of ED vists for influenza-like illness



Weekly count of ED vists for COVID-like illness

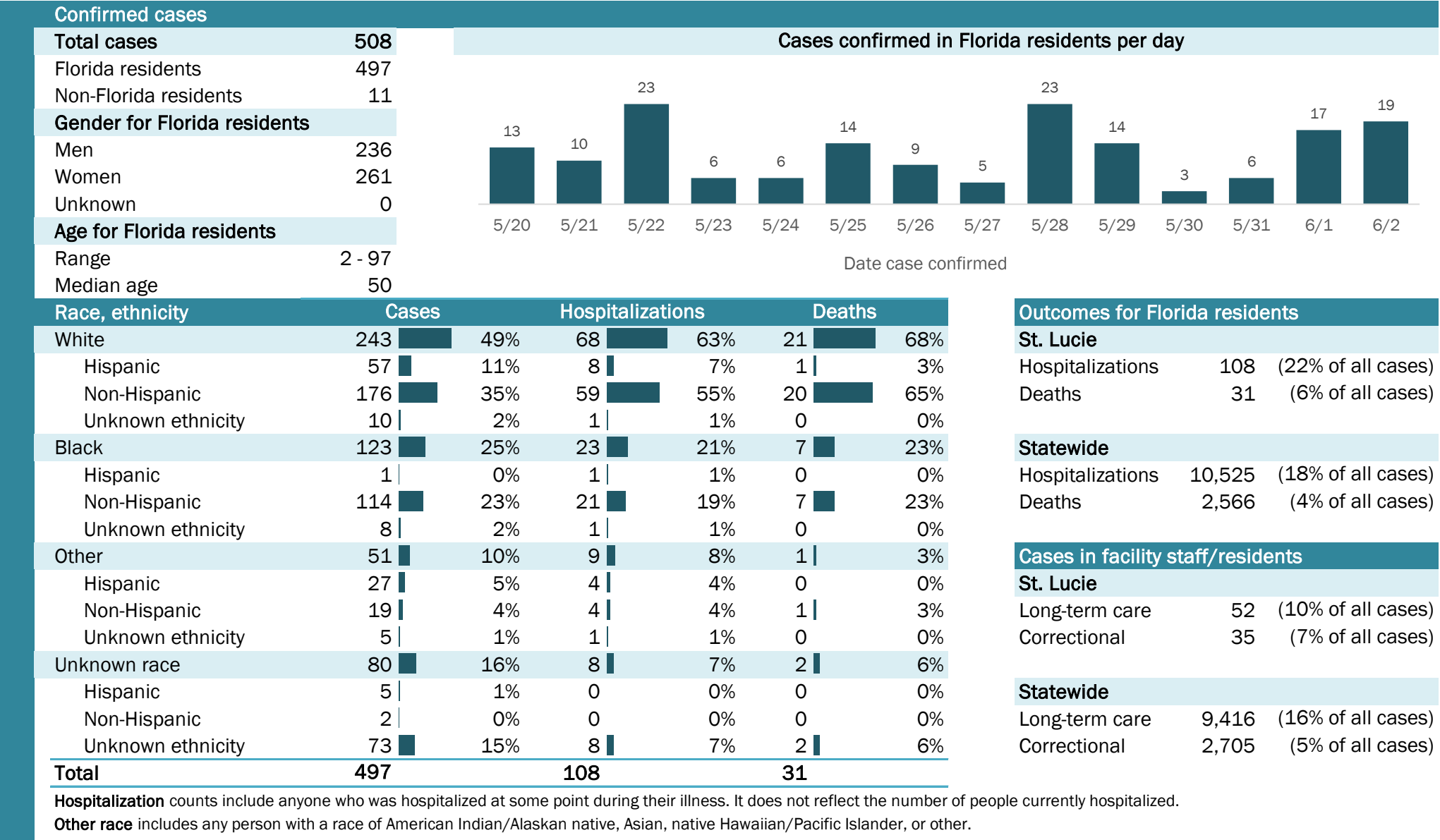


The Electronic Surveillance System for the Early Notification of Community-Based Epidemics (ESSENCE-FL) includes chief complaint data from 211 of 212 Florida EDs. Data are transmitted electronically to ESSENCE-FL daily or hourly.

Coronavirus: summary for St. Lucie County

Data for Jun 3, 2020 (verified at 10 AM)

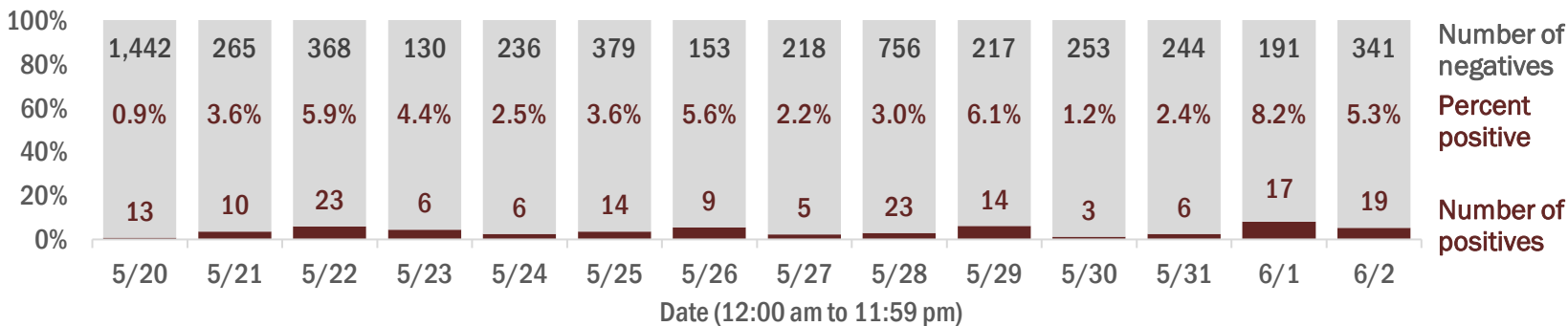
Data in this report are provisional and subject to change.



Laboratory testing for Florida residents and non-Florida residents over the past 2 weeks

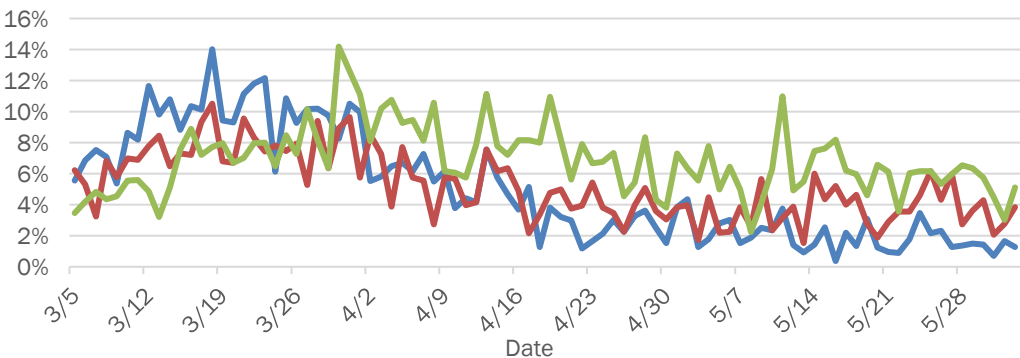
Number and percent of positive labs

These counts include the number of people for whom the department received laboratory results by day. This percent is the number of people who test positive for the first time divided by all the people tested that day, excluding people who have previously tested positive.

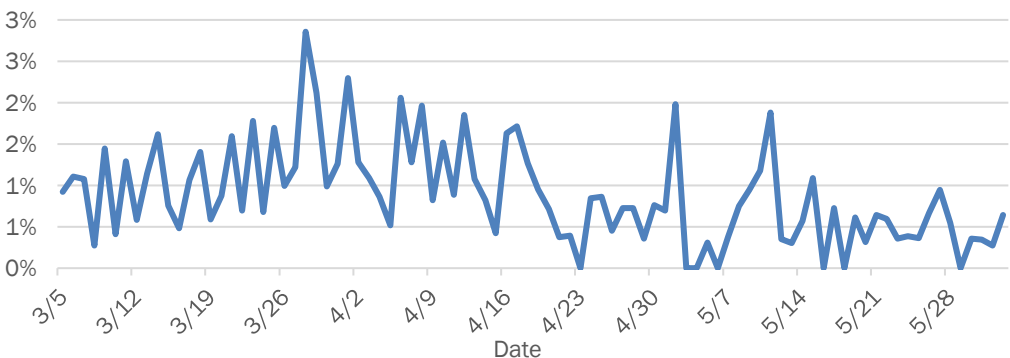


Emergency department (ED) chief complaint and admission data for St. Lucie County

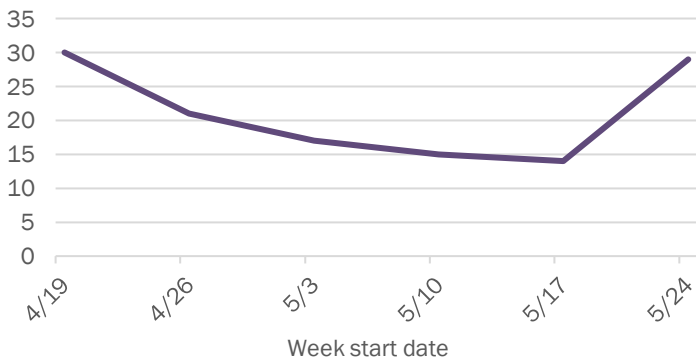
Daily percent of ED visits mentioning cough, fever, or shortness of breath



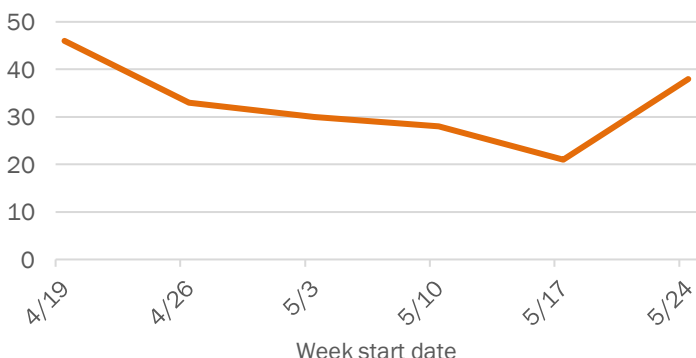
Daily percent of ED visits resulting in cough-associated admissions



Weekly count of ED visits for influenza-like illness



Weekly count of ED visits for COVID-like illness



The Electronic Surveillance System for the Early Notification of Community-Based Epidemics (ESSENCE-FL) includes chief complaint data from 211 of 212 Florida EDs. Data are transmitted electronically to ESSENCE-FL daily or hourly.

Coronavirus: summary for Sumter County

Data for Jun 3, 2020 (verified at 10 AM)

Data in this report are provisional and subject to change.

Confirmed cases

Total cases258

Florida residents257

Non-Florida residents1

Gender for Florida residents

Men183

Women74

Unknown0

Age for Florida residents

Range17 - 92

Median age65

Cases confirmed in Florida residents per day

1

5/20

1

5/22

2

6/1

3

6/2

Date case confirmed

Race, ethnicity	Cases	Hospitalizations	Deaths
White	21584%	3886%	1588%
Hispanic	125%	37%	00%
Non-Hispanic	20178%	3580%	1588%
Unknown ethnicity	21%	00%	00%
Black	3413%	511%	16%
Hispanic	00%	00%	00%
Non-Hispanic	3413%	511%	16%
Unknown ethnicity	00%	00%	00%
Other	52%	12%	16%
Hispanic	21%	00%	00%
Non-Hispanic	31%	12%	16%
Unknown ethnicity	00%	00%	00%
Unknown race	31%	00%	00%
Hispanic	00%	00%	00%
Non-Hispanic	00%	00%	00%
Unknown ethnicity	31%	00%	00%
Total	257	44	17

Hospitalization

 counts include anyone who was hospitalized at some point during their illness. It does not reflect the number of people currently hospitalized.

Other race

 includes any person with a race of American Indian/Alaskan native, Asian, native Hawaiian/Pacific Islander, or other.

Outcomes for Florida residents

Sumter

Hospitalizations44(17% of all cases)

Deaths17(7% of all cases)

Statewide

Hospitalizations10,525(18% of all cases)

Deaths2,566(4% of all cases)

Cases in facility staff/residents

Sumter

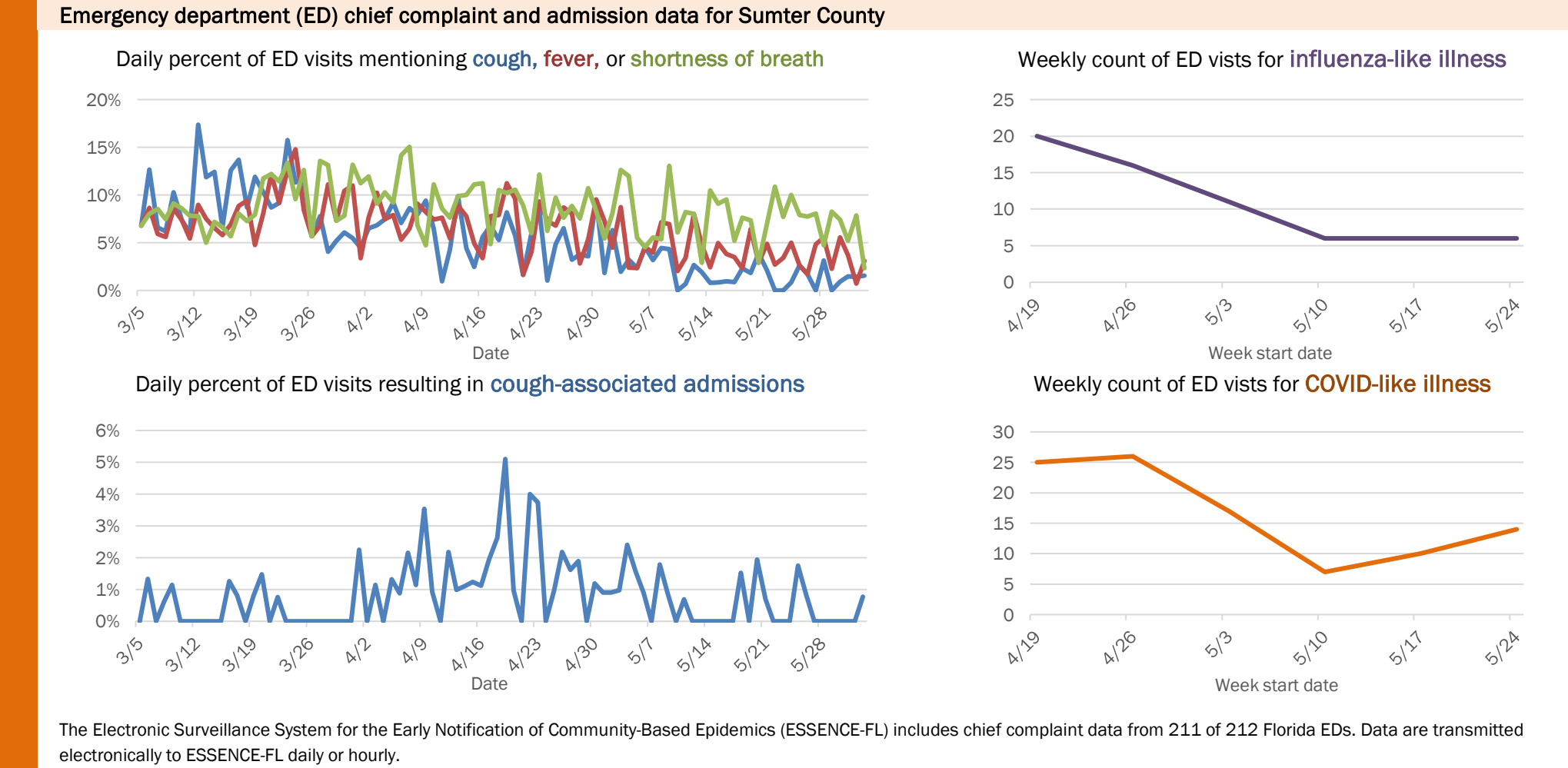
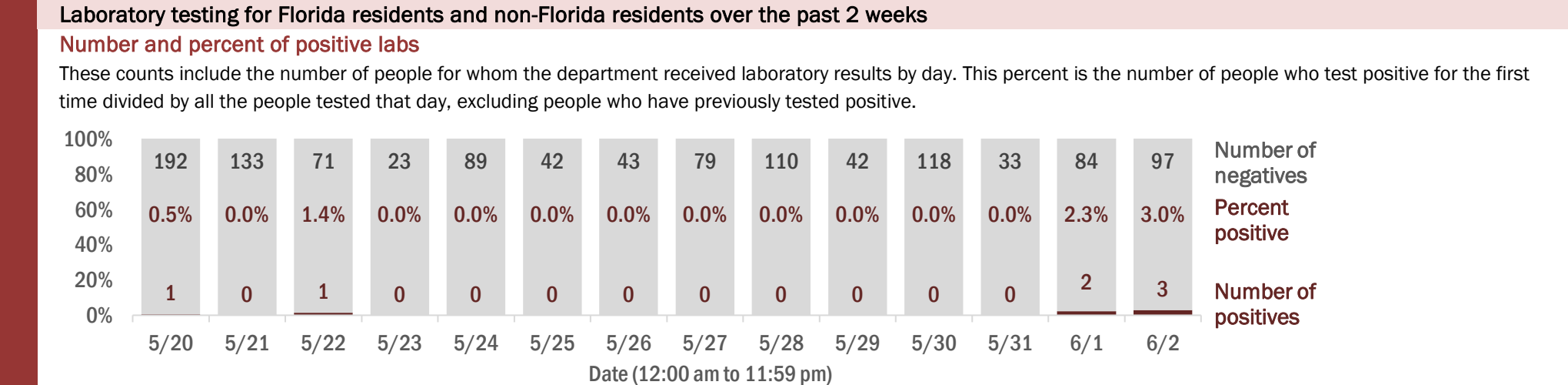
Long-term care9(4% of all cases)

Correctional113(44% of all cases)

Statewide

Long-term care9,416(16% of all cases)

Correctional2,705(5% of all cases)



Coronavirus: summary for Suwannee County

Data for Jun 3, 2020 (verified at 10 AM)

Data in this report are provisional and subject to change.

Confirmed cases

Total cases

170

Florida residents

165

Non-Florida residents

5

Gender for Florida residents

Men

50

Women

115

Unknown

0

Age for Florida residents

Range

5 - 102

Median age

59

Cases confirmed in Florida residents per day

2

5/20

1

5/22

1

5/23

1

5/26

1

5/30

1

5/31

2

6/2

Race, ethnicity

Cases

Hospitalizations

Deaths

White

109

66%

26

67%

15

83%

Hispanic

11

7%

3

8%

1

6%

Non-Hispanic

97

59%

23

59%

14

78%

Unknown ethnicity

1

1%

0

0%

0

0%

Black

43

26%

11

28%

3

17%

Hispanic

0

0%

0

0%

0

0%

Non-Hispanic

42

25%

10

26%

3

17%

Unknown ethnicity

1

1%

1

3%

0

0%

Other

5

3%

1

3%

0

0%

Hispanic

5

3%

1

3%

0

0%

Non-Hispanic

0

0%

0

0%

0

0%

Unknown ethnicity

0

0%

0

0%

0

0%

Unknown race

8

5%

1

3%

0

0%

Hispanic

0

0%

0

0%

0

0%

Non-Hispanic

0

0%

0

0%

0

0%

Unknown ethnicity

8

5%

1

3%

0

0%

Total

165

39

18

Outcomes for Florida residents

Suwannee

Hospitalizations

39

(24% of all cases)

Deaths

18

(11% of all cases)

Statewide

Hospitalizations

10,525

(18% of all cases)

Deaths

2,566

(4% of all cases)

Cases in facility staff/residents

Suwannee

Long-term care

119

(72% of all cases)

Correctional

1

(1% of all cases)

Statewide

Long-term care

9,416

(16% of all cases)

Correctional

2,705

(5% of all cases)

Hospitalization counts include anyone who was hospitalized at some point during their illness. It does not reflect the number of people currently hospitalized.

Other race includes any person with a race of American Indian/Alaskan native, Asian, native Hawaiian/Pacific Islander, or other.

Laboratory testing for Florida residents and non-Florida residents over the past 2 weeks

Number and percent of positive labs

These counts include the number of people for whom the department received laboratory results by day. This percent is the number of people who test positive for the first time divided by all the people tested that day, excluding people who have previously tested positive.

100%

80%

60%

40%

20%

0%

237

0.8%

2

119

0.0%

0

52

1.9%

1

26

3.7%

1

55

0.0%

0

45

0.0%

0

41

2.4%

1

39

0.0%

0

98

0.0%

0

12

0.0%

0

45

2.2%

1

39

2.5%

1

19

0.0%

0

32

5.9%

2

Number of negatives

Percent positive

Number of positives

5/20

5/21

5/22

5/23

5/24

5/25

5/26

5/27

5/28

5/29

5/30

5/31

6/1

6/2

Date (12:00 am to 11:59 pm)

Emergency department (ED) chief complaint and admission data for Suwannee County

Daily percent of ED visits mentioning cough, fever, or shortness of breath

30%

25%

20%

15%

10%

5%

0%

3/5

3/12

3/19

3/26

4/2

4/9

4/16

4/23

4/30

5/7

5/14

5/21

5/28

Date

Daily percent of ED visits resulting in cough-associated admissions

18%

16%

14%

12%

10%

8%

6%

4%

2%

0%

3/5

3/12

3/19

3/26

4/2

4/9

4/16

4/23

4/30

5/7

5/14

5/21

5/28

Date

Weekly count of ED vists for influenza-like illness

14

12

10

8

6

4

2

0

4/19

4/26

5/3

5/10

5/17

5/24

Week start date

Weekly count of ED vists for COVID-like illness

16

14

12

10

8

6

4

2

0

4/19

4/26

5/3

5/10

5/17

5/24

Week start date

The Electronic Surveillance System for the Early Notification of Community-Based Epidemics (ESSENCE-FL) includes chief complaint data from 211 of 212 Florida EDs. Data are transmitted electronically to ESSENCE-FL daily or hourly.

Coronavirus: summary for Taylor County

Data for Jun 3, 2020 (verified at 10 AM)

Data in this report are provisional and subject to change.

Confirmed cases

Total cases

24

Florida residents

24

Non-Florida residents

0

Gender for Florida residents

Men

12

Women

12

Unknown

0

Age for Florida residents

Range

20 - 70

Median age

34

Cases confirmed in Florida residents per day

3

2

1

3

3

2

1

2

2

5/20

5/21

5/22

5/23

5/24

5/25

5/26

5/27

5/28

5/29

5/30

5/31

6/1

6/2

Date case confirmed

Race, ethnicity	Cases	Hospitalizations	Deaths
White	24	3	0
Hispanic	1	0	0
Non-Hispanic	23	3	0
Unknown ethnicity	0	0	0
Black	0	0	0
Hispanic	0	0	0
Non-Hispanic	0	0	0
Unknown ethnicity	0	0	0
Other	0	0	0
Hispanic	0	0	0
Non-Hispanic	0	0	0
Unknown ethnicity	0	0	0
Unknown race	0	0	0
Hispanic	0	0	0
Non-Hispanic	0	0	0
Unknown ethnicity	0	0	0
Total	24	3	0

Hospitalization

counts include anyone who was hospitalized at some point during their illness. It does not reflect the number of people currently hospitalized.

Other race

includes any person with a race of American Indian/Alaskan native, Asian, native Hawaiian/Pacific Islander, or other.

Outcomes for Florida residents

Taylor

Hospitalizations

3

(13% of all cases)

Deaths

0

(0% of all cases)

Statewide

Hospitalizations

10,525

(18% of all cases)

Deaths

2,566

(4% of all cases)

Cases in facility staff/residents

Taylor

Long-term care

1

(4% of all cases)

Correctional

0

(0% of all cases)

Statewide

Long-term care

9,416

(16% of all cases)

Correctional

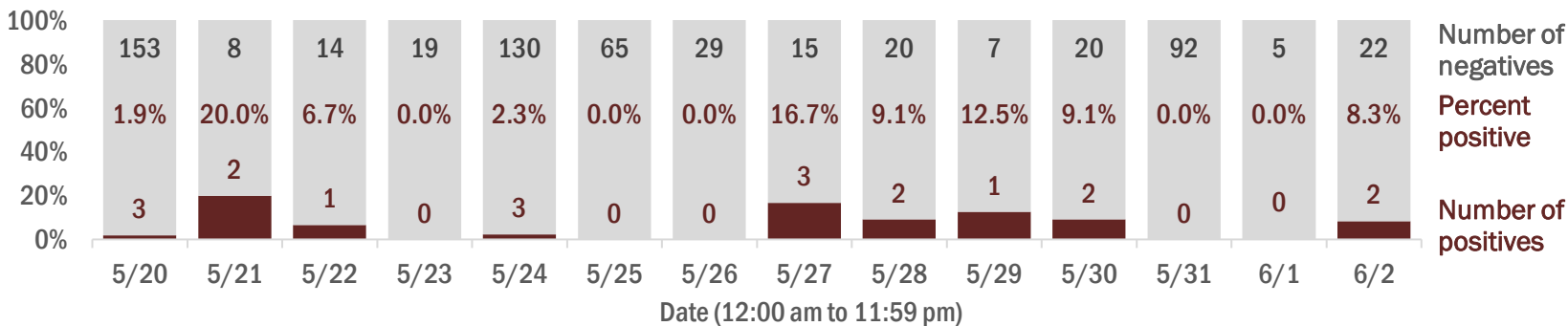
2,705

(5% of all cases)

Laboratory testing for Florida residents and non-Florida residents over the past 2 weeks

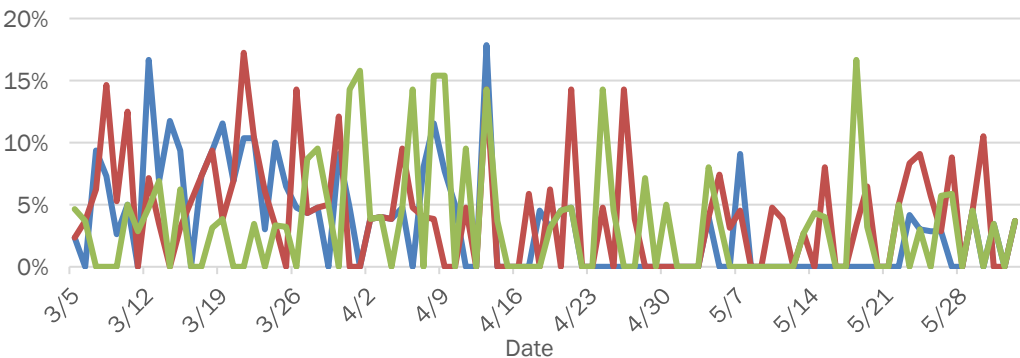
Number and percent of positive labs

These counts include the number of people for whom the department received laboratory results by day. This percent is the number of people who test positive for the first time divided by all the people tested that day, excluding people who have previously tested positive.

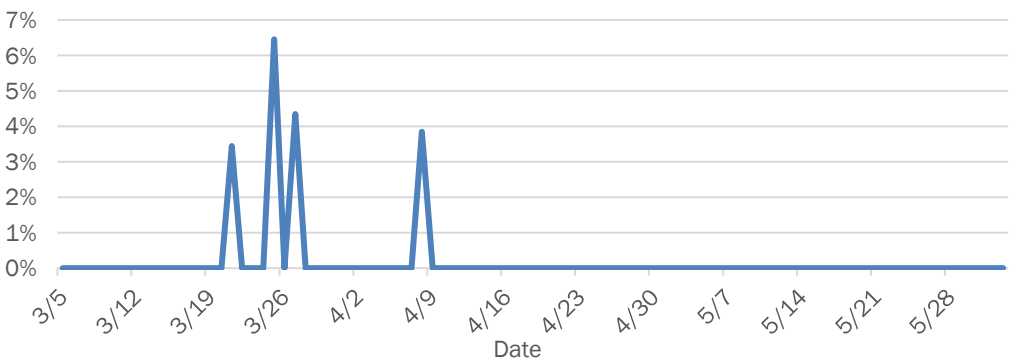


Emergency department (ED) chief complaint and admission data for Taylor County

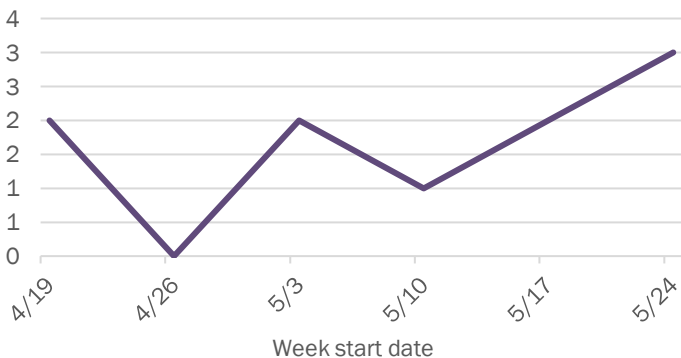
Daily percent of ED visits mentioning cough, fever, or shortness of breath



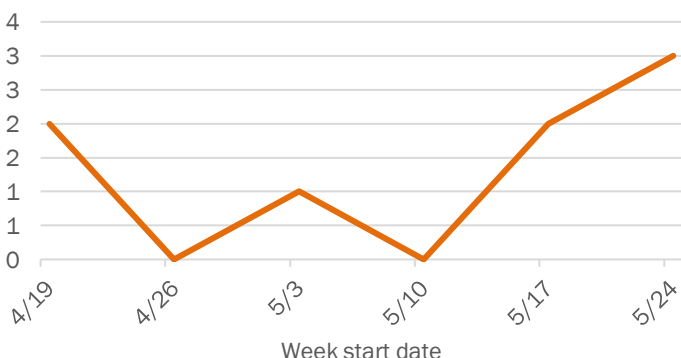
Daily percent of ED visits resulting in cough-associated admissions



Weekly count of ED visits for influenza-like illness



Weekly count of ED visits for COVID-like illness

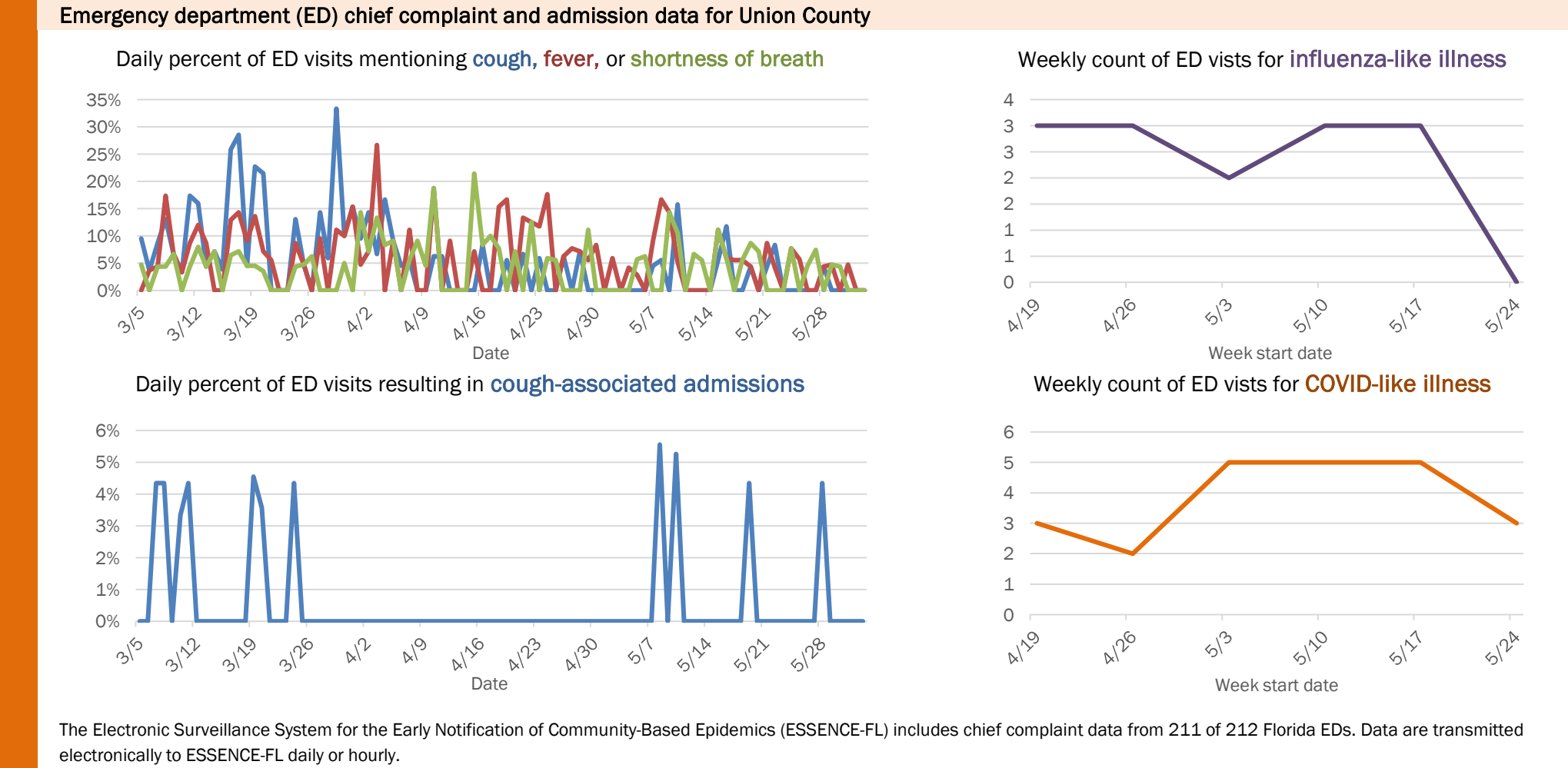
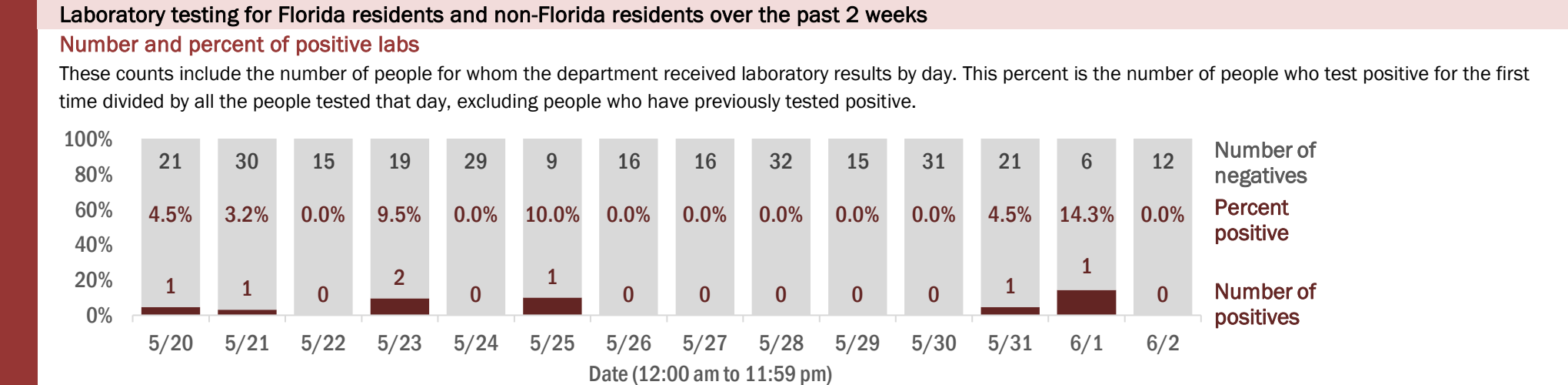
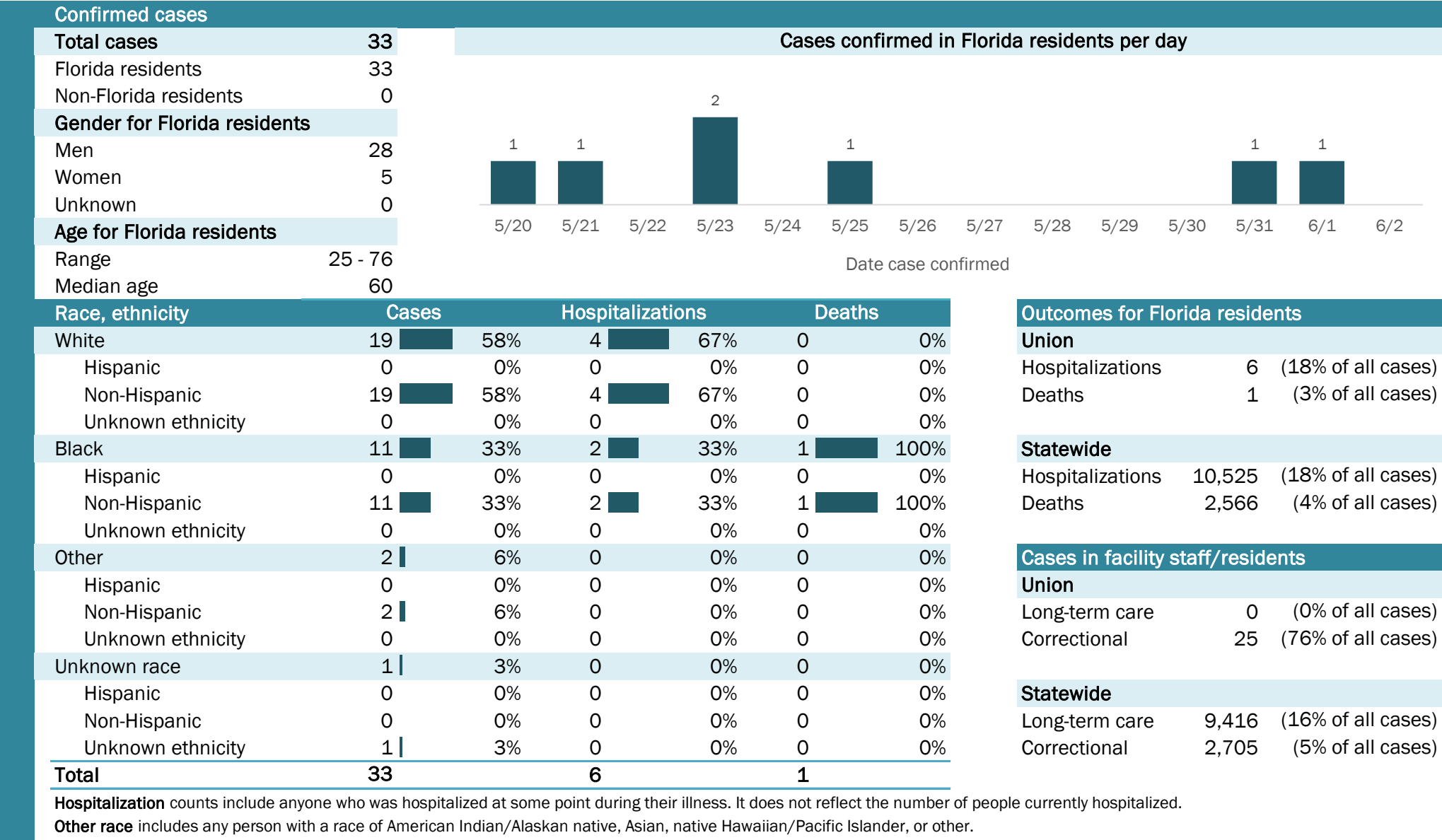


The Electronic Surveillance System for the Early Notification of Community-Based Epidemics (ESSENCE-FL) includes chief complaint data from 211 of 212 Florida EDs. Data are transmitted electronically to ESSENCE-FL daily or hourly.

Coronavirus: summary for Union County

Data for Jun 3, 2020 (verified at 10 AM)

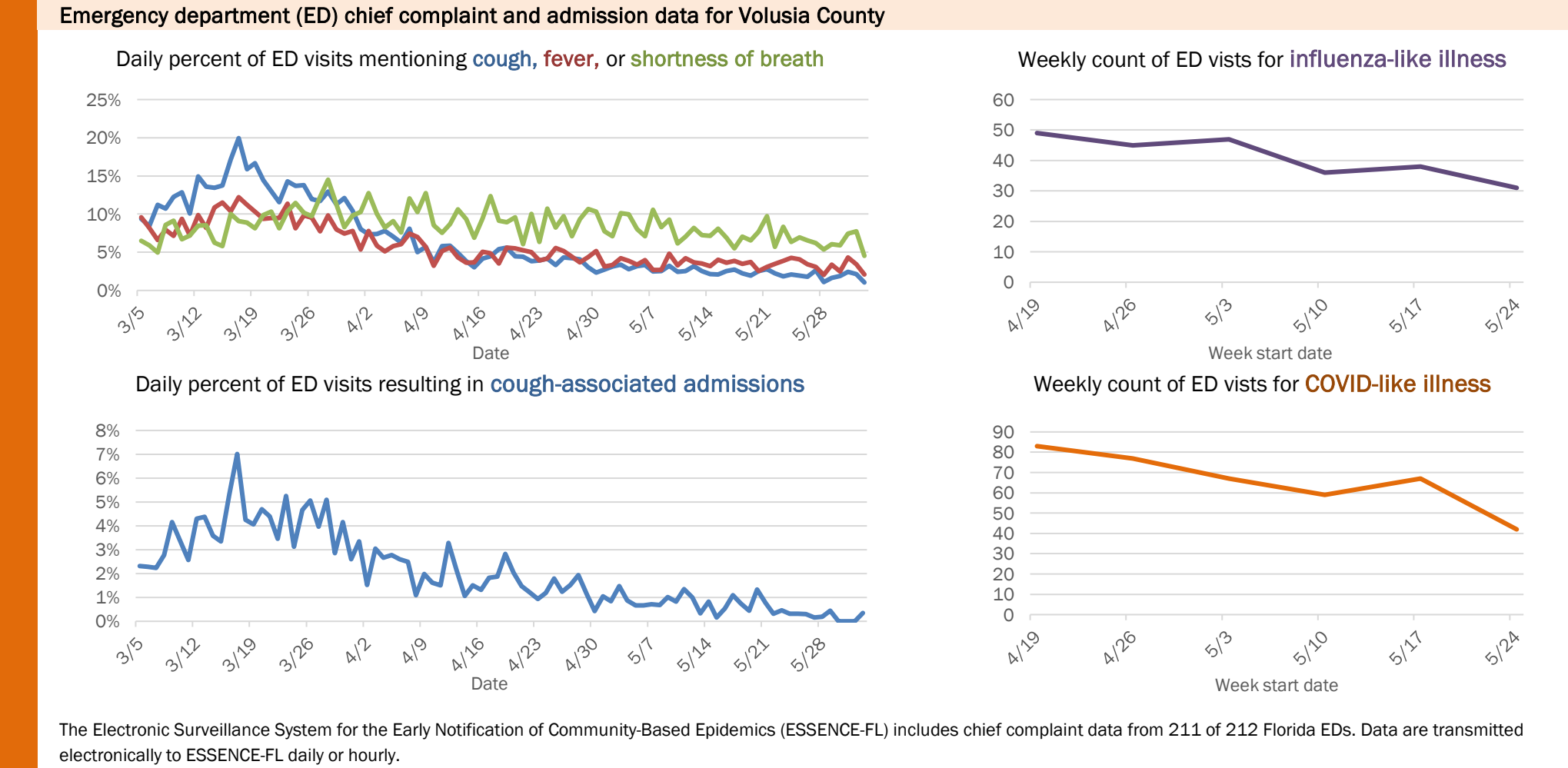
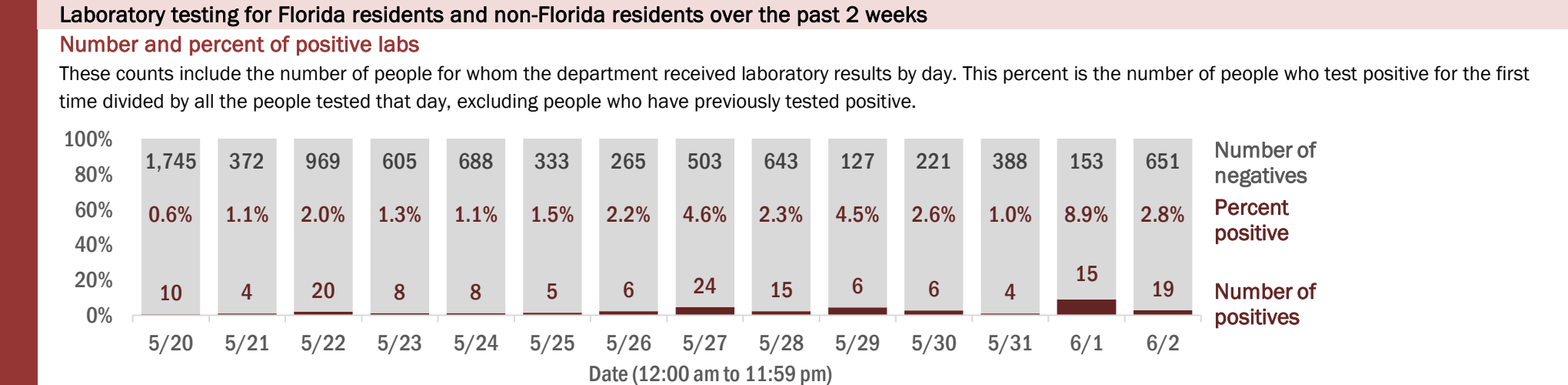
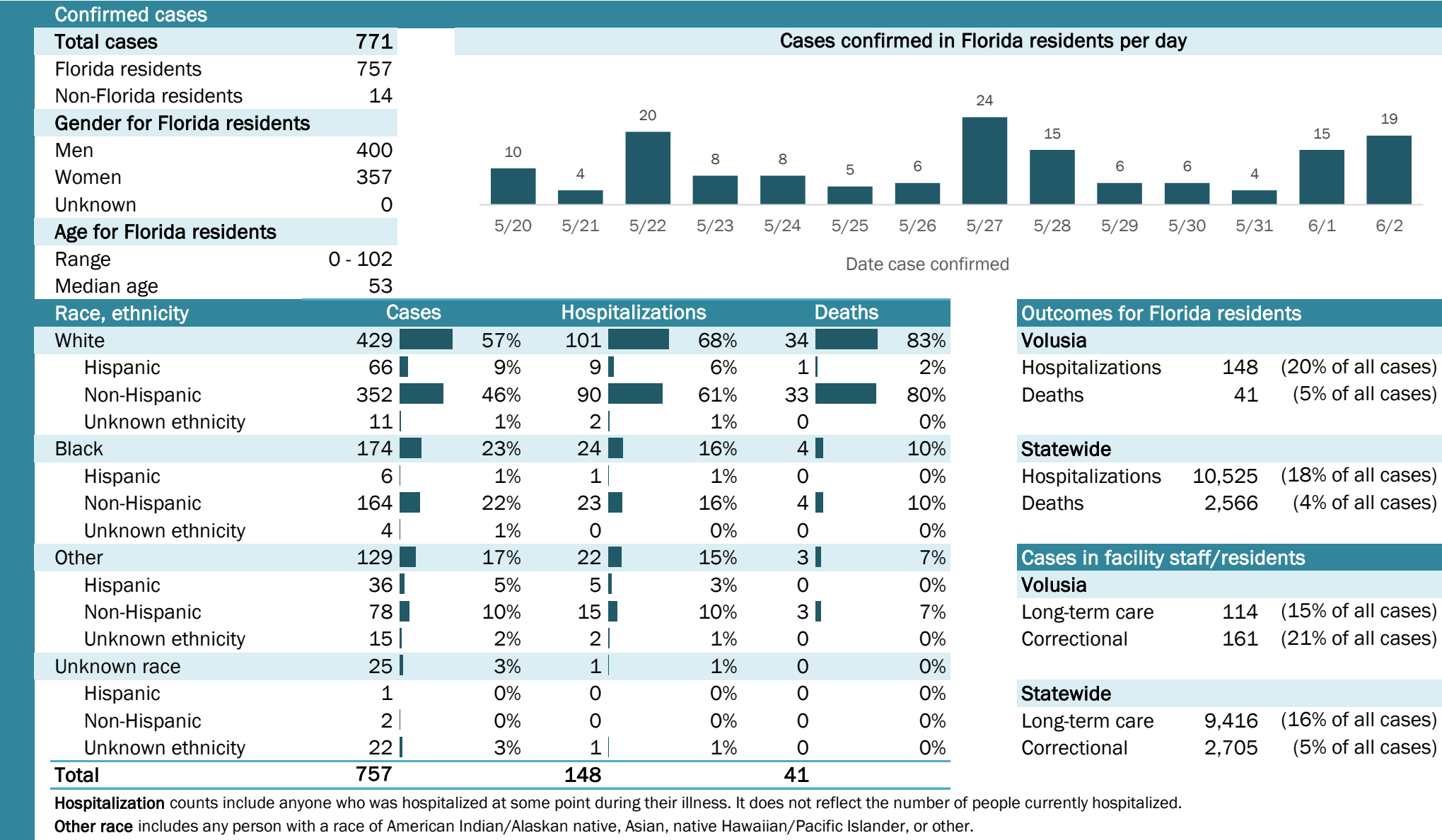
Data in this report are provisional and subject to change.



Coronavirus: summary for Volusia County

Data for Jun 3, 2020 (verified at 10 AM)

Data in this report are provisional and subject to change.



Coronavirus: summary for Wakulla County

Data for Jun 3, 2020 (verified at 10 AM)

Data in this report are provisional and subject to change.

Confirmed cases

Total cases

35

Cases confirmed in Florida residents per day

1

1

1

5/20

5/21

5/22

5/23

5/24

5/25

5/26

5/27

5/28

5/29

5/30

5/31

6/1

6/2

Florida residents

33

Non-Florida residents

2

Gender for Florida residents

Men

10

Women

23

Unknown

0

Age for Florida residents

Range

18 - 86

Median age

46

Race, ethnicity	Cases	Hospitalizations	Deaths
White	17 52%	2 40%	1 100%
Hispanic	0 0%	0 0%	0 0%
Non-Hispanic	17 52%	2 40%	1 100%
Unknown ethnicity	0 0%	0 0%	0 0%
Black	13 39%	2 40%	0 0%
Hispanic	0 0%	0 0%	0 0%
Non-Hispanic	13 39%	2 40%	0 0%
Unknown ethnicity	0 0%	0 0%	0 0%
Other	3 9%	1 20%	0 0%
Hispanic	0 0%	0 0%	0 0%
Non-Hispanic	3 9%	1 20%	0 0%
Unknown ethnicity	0 0%	0 0%	0 0%
Unknown race	0 0%	0 0%	0 0%
Hispanic	0 0%	0 0%	0 0%
Non-Hispanic	0 0%	0 0%	0 0%
Unknown ethnicity	0 0%	0 0%	0 0%
Total	33	5	1

Hospitalization

counts include anyone who was hospitalized at some point during their illness. It does not reflect the number of people currently hospitalized.

Other race

includes any person with a race of American Indian/Alaskan native, Asian, native Hawaiian/Pacific Islander, or other.

Outcomes for Florida residents

Wakulla

Hospitalizations

5

(15% of all cases)

Deaths

1

(3% of all cases)

Statewide

Hospitalizations

10,525

(18% of all cases)

Deaths

2,566

(4% of all cases)

Cases in facility staff/residents

Wakulla

Long-term care

12

(36% of all cases)

Correctional

4

(12% of all cases)

Statewide

Long-term care

9,416

(16% of all cases)

Correctional

2,705

(5% of all cases)

Laboratory testing for Florida residents and non-Florida residents over the past 2 weeks

Number and percent of positive labs

These counts include the number of people for whom the department received laboratory results by day. This percent is the number of people who test positive for the first time divided by all the people tested that day, excluding people who have previously tested positive.

Date	Number of negatives	Percent positive	Number of positives
5/20	64	0.0%	0
5/21	69	0.0%	0
5/22	64	0.0%	0
5/23	18	0.0%	0
5/24	64	0.0%	0
5/25	18	0.0%	0
5/26	18	0.0%	0
5/27	26	0.0%	0
5/28	41	2.4%	1
5/29	7	12.5%	1
5/30	33	0.0%	0
5/31	40	2.4%	1
6/1	19	0.0%	0
6/2	30	0.0%	0

Emergency department (ED) chief complaint and admission data for Wakulla County

Daily percent of ED visits mentioning cough, fever, or shortness of breath

Daily percent of ED visits resulting in cough-associated admissions

Weekly count of ED vists for influenza-like illness

Weekly count of ED vists for COVID-like illness

The Electronic Surveillance System for the Early Notification of Community-Based Epidemics (ESSENCE-FL) includes chief complaint data from 211 of 212 Florida EDs. Data are transmitted electronically to ESSENCE-FL daily or hourly.

Coronavirus: summary for Walton County

Data for Jun 3, 2020 (verified at 10 AM)

Data in this report are provisional and subject to change.

Confirmed cases

Total cases

118

Florida residents

103

Non-Florida residents

15

Gender for Florida residents

Men

42

Women

61

Unknown

0

Age for Florida residents

Range

1 - 101

Median age

56

Cases confirmed in Florida residents per day

2

4

1

3

2

4

1

2

1

1

5/20

5/21

5/22

5/23

5/24

5/25

5/26

5/27

5/28

5/29

5/30

5/31

6/1

6/2

Date case confirmed

Race, ethnicity	Cases	Hospitalizations	Deaths
White	94 91%	14 88%	9 100%
Hispanic	12 12%	0 0%	0 0%
Non-Hispanic	81 79%	13 81%	9 100%
Unknown ethnicity	1 1%	1 6%	0 0%
Black	8 8%	2 13%	0 0%
Hispanic	0 0%	0 0%	0 0%
Non-Hispanic	7 7%	2 13%	0 0%
Unknown ethnicity	1 1%	0 0%	0 0%
Other	0 0%	0 0%	0 0%
Hispanic	0 0%	0 0%	0 0%
Non-Hispanic	0 0%	0 0%	0 0%
Unknown ethnicity	0 0%	0 0%	0 0%
Unknown race	1 1%	0 0%	0 0%
Hispanic	0 0%	0 0%	0 0%
Non-Hispanic	0 0%	0 0%	0 0%
Unknown ethnicity	1 1%	0 0%	0 0%
Total	103	16	9

Hospitalization

counts include anyone who was hospitalized at some point during their illness. It does not reflect the number of people currently hospitalized.

Other race

includes any person with a race of American Indian/Alaskan native, Asian, native Hawaiian/Pacific Islander, or other.

Outcomes for Florida residents

Walton

Hospitalizations

16

(16% of all cases)

Deaths

9

(9% of all cases)

Statewide

Hospitalizations

10,525

(18% of all cases)

Deaths

2,566

(4% of all cases)

Cases in facility staff/residents

Walton

Long-term care

53

(51% of all cases)

Correctional

1

(1% of all cases)

Statewide

Long-term care

9,416

(16% of all cases)

Correctional

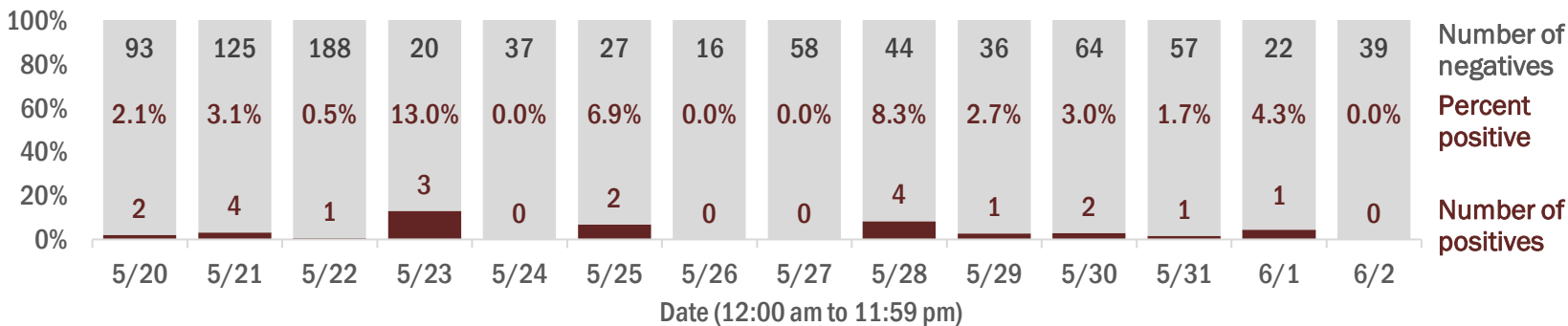
2,705

(5% of all cases)

Laboratory testing for Florida residents and non-Florida residents over the past 2 weeks

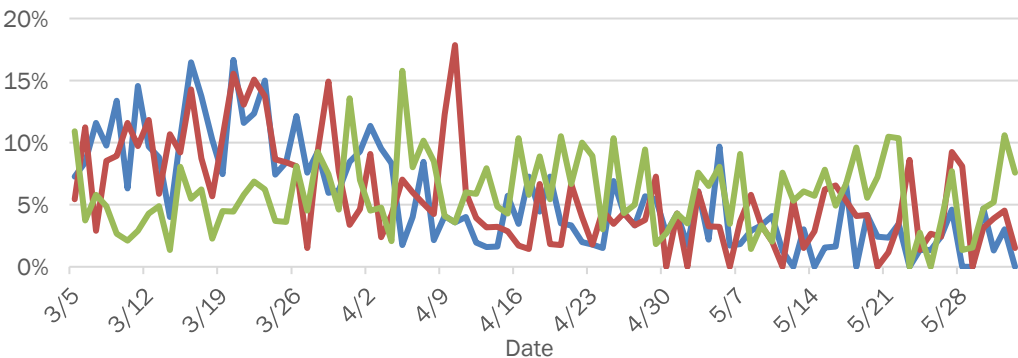
Number and percent of positive labs

These counts include the number of people for whom the department received laboratory results by day. This percent is the number of people who test positive for the first time divided by all the people tested that day, excluding people who have previously tested positive.

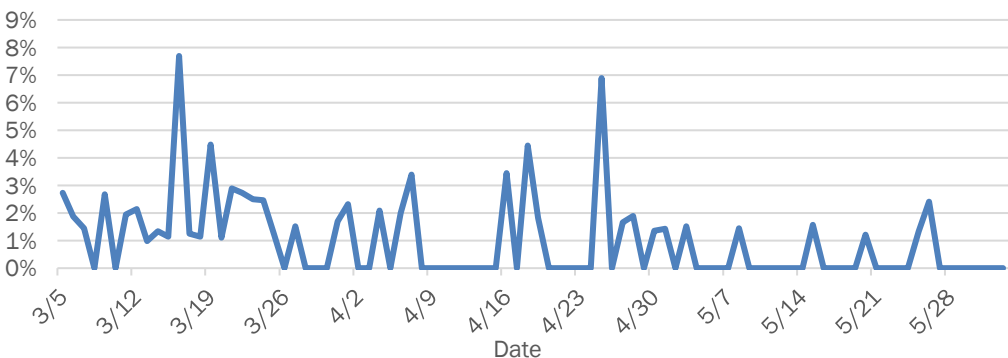


Emergency department (ED) chief complaint and admission data for Walton County

Daily percent of ED visits mentioning cough, fever, or shortness of breath



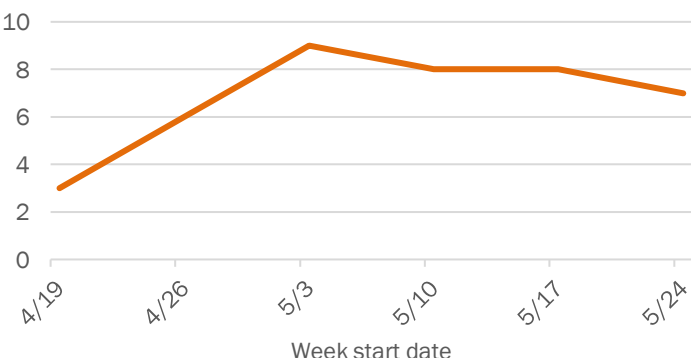
Daily percent of ED visits resulting in cough-associated admissions



Weekly count of ED vists for influenza-like illness



Weekly count of ED vists for COVID-like illness

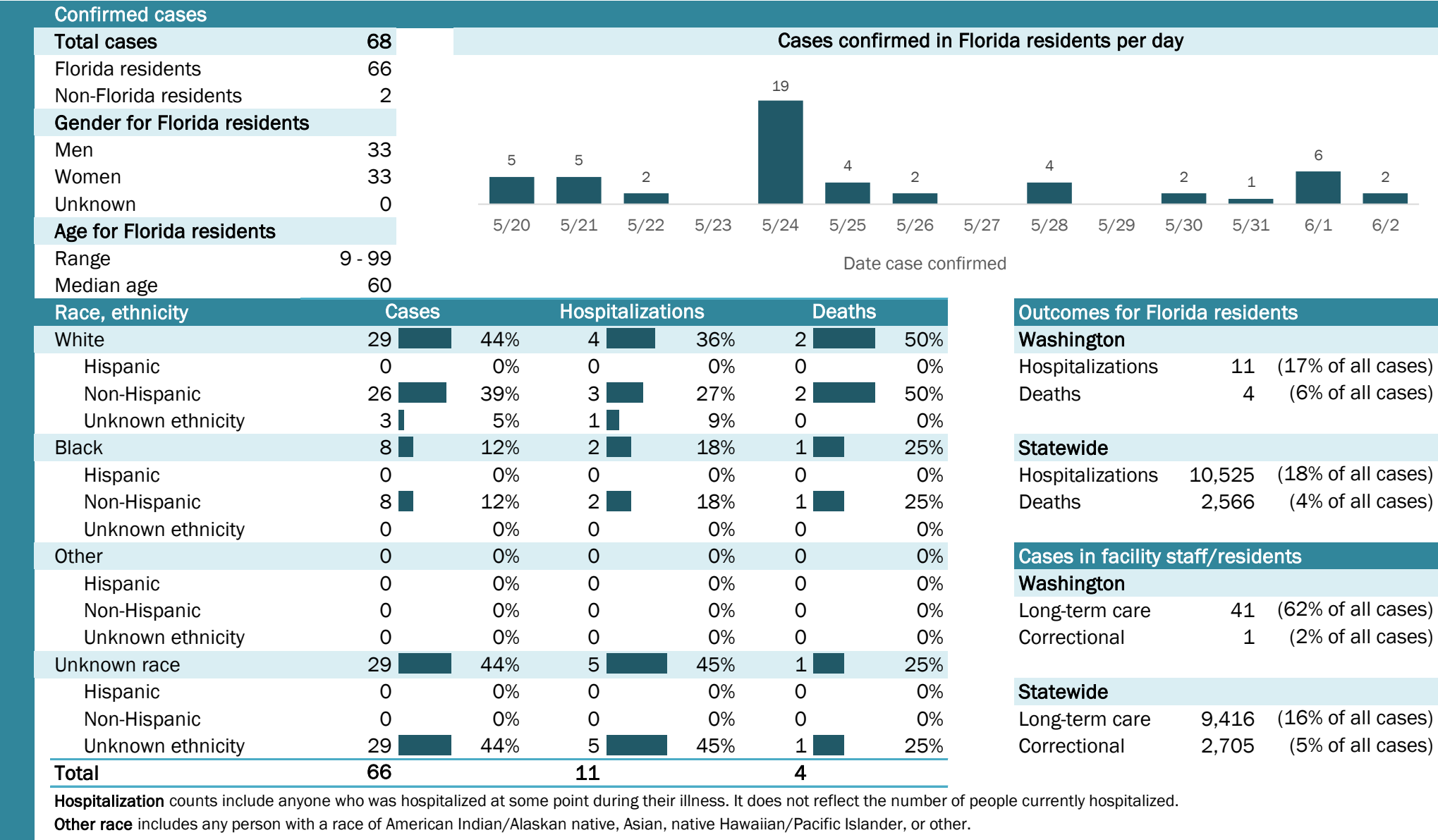


The Electronic Surveillance System for the Early Notification of Community-Based Epidemics (ESSENCE-FL) includes chief complaint data from 211 of 212 Florida EDs. Data are transmitted electronically to ESSENCE-FL daily or hourly.

Coronavirus: summary for Washington County

Data for Jun 3, 2020 (verified at 10 AM)

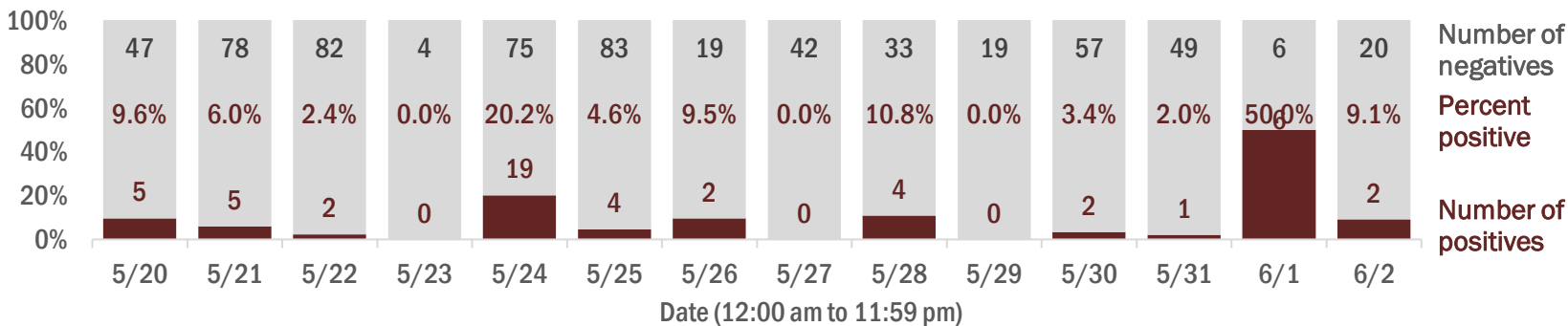
Data in this report are provisional and subject to change.



Laboratory testing for Florida residents and non-Florida residents over the past 2 weeks

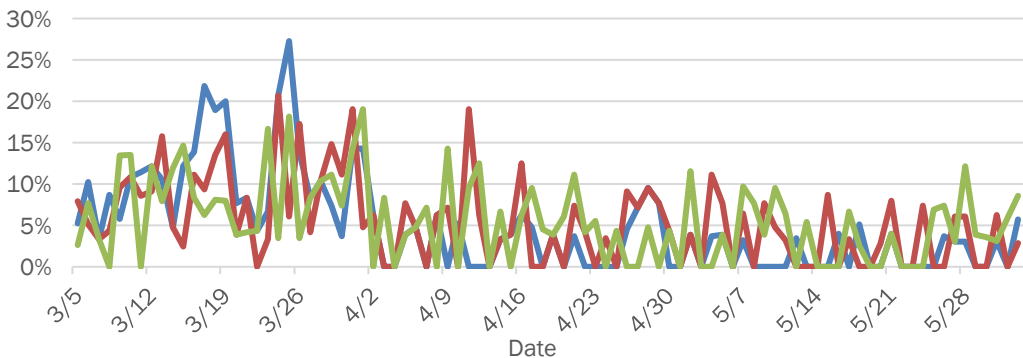
Number and percent of positive labs

These counts include the number of people for whom the department received laboratory results by day. This percent is the number of people who test positive for the first time divided by all the people tested that day, excluding people who have previously tested positive.

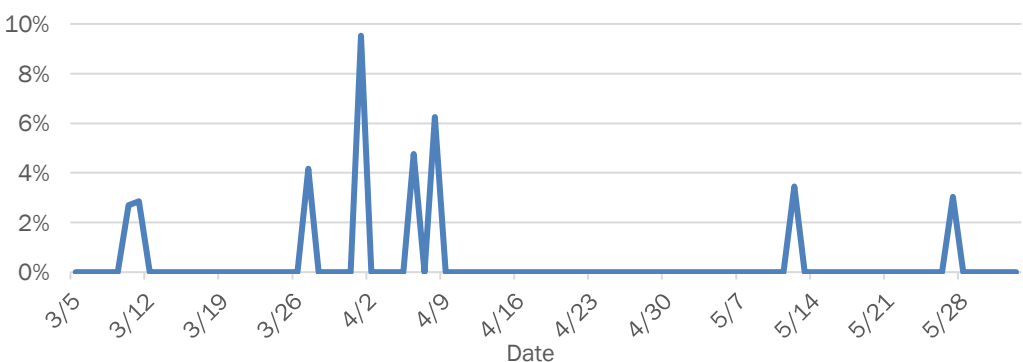


Emergency department (ED) chief complaint and admission data for Washington County

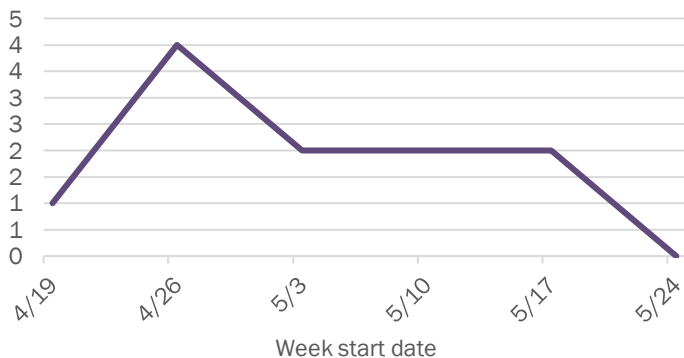
Daily percent of ED visits mentioning cough, fever, or shortness of breath



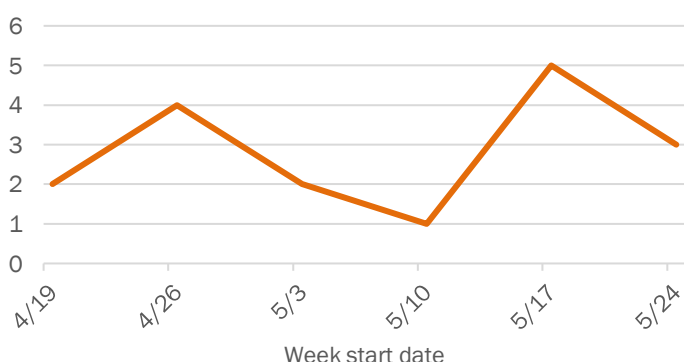
Daily percent of ED visits resulting in cough-associated admissions



Weekly count of ED vists for influenza-like illness



Weekly count of ED vists for COVID-like illness

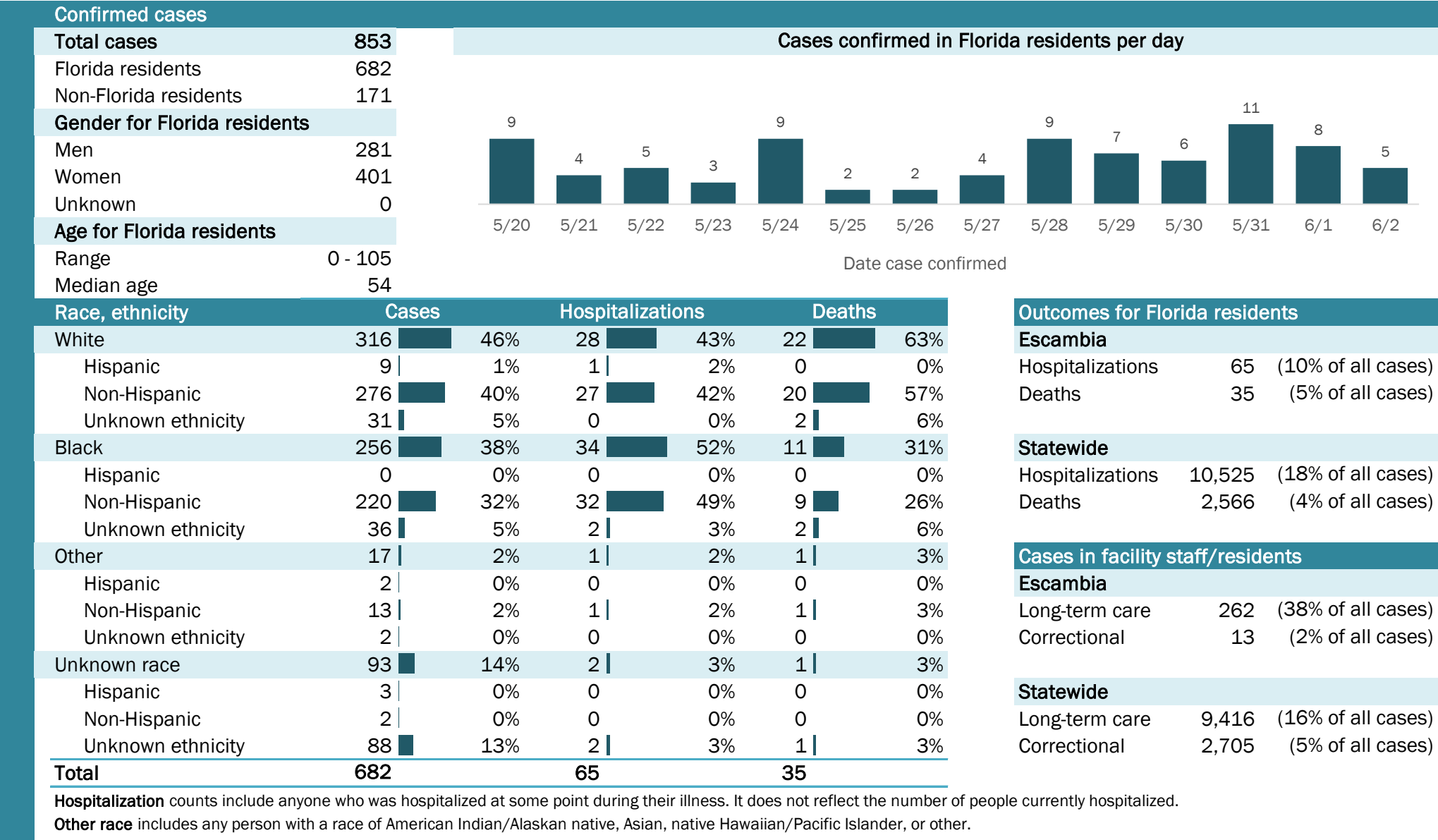


The Electronic Surveillance System for the Early Notification of Community-Based Epidemics (ESSENCE-FL) includes chief complaint data from 211 of 212 Florida EDs. Data are transmitted electronically to ESSENCE-FL daily or hourly.

Coronavirus: summary for Escambia County

Data for Jun 3, 2020 (verified at 10 AM)

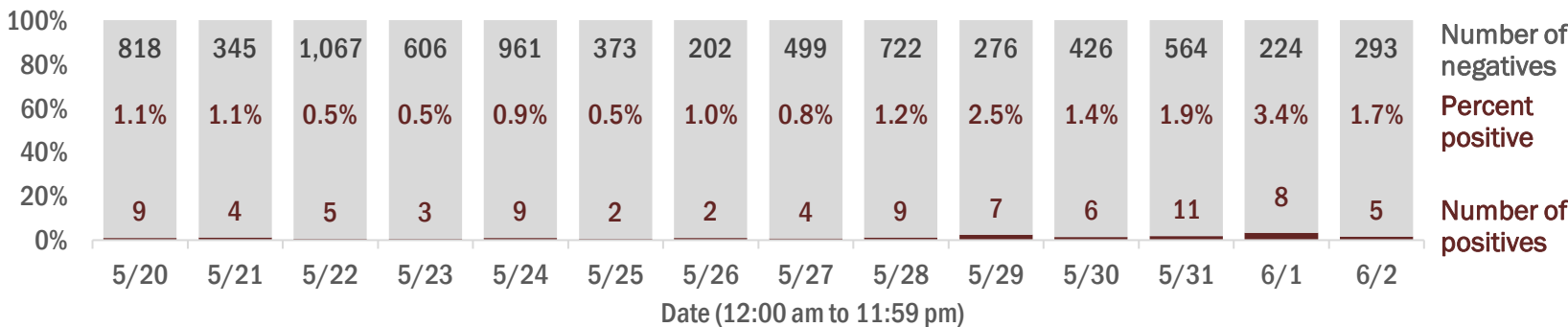
Data in this report are provisional and subject to change.



Laboratory testing for Florida residents and non-Florida residents over the past 2 weeks

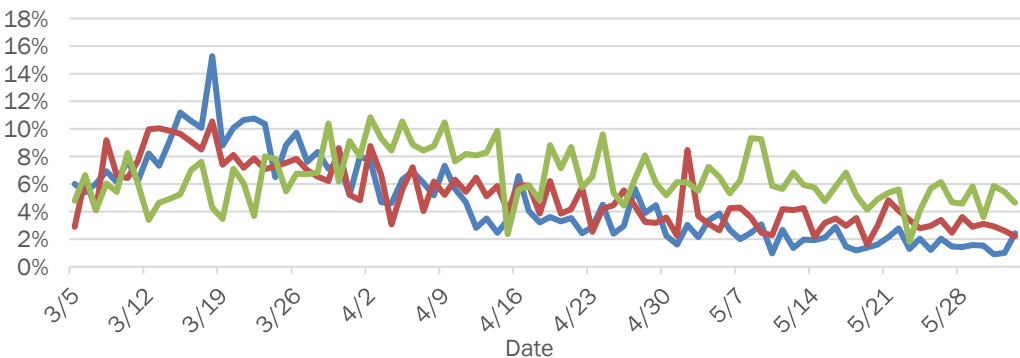
Number and percent of positive labs

These counts include the number of people for whom the department received laboratory results by day. This percent is the number of people who test positive for the first time divided by all the people tested that day, excluding people who have previously tested positive.

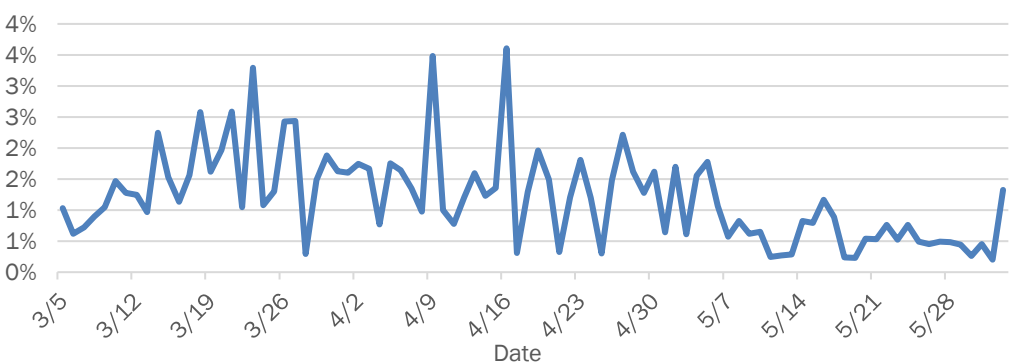


Emergency department (ED) chief complaint and admission data for Escambia County

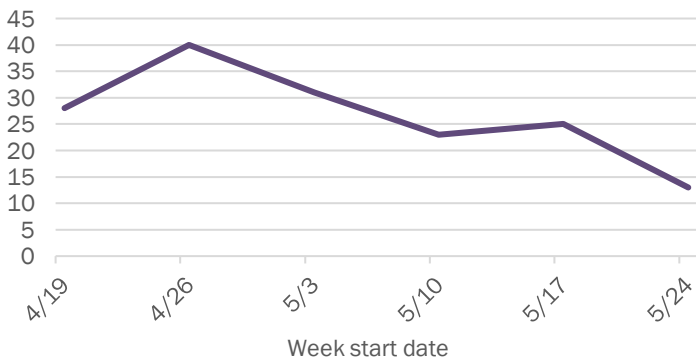
Daily percent of ED visits mentioning cough, fever, or shortness of breath



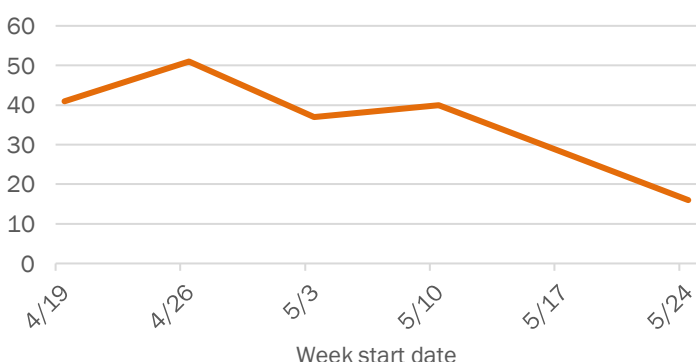
Daily percent of ED visits resulting in cough-associated admissions



Weekly count of ED vists for influenza-like illness



Weekly count of ED vists for COVID-like illness



The Electronic Surveillance System for the Early Notification of Community-Based Epidemics (ESSENCE-FL) includes chief complaint data from 211 of 212 Florida EDs. Data are transmitted electronically to ESSENCE-FL daily or hourly.