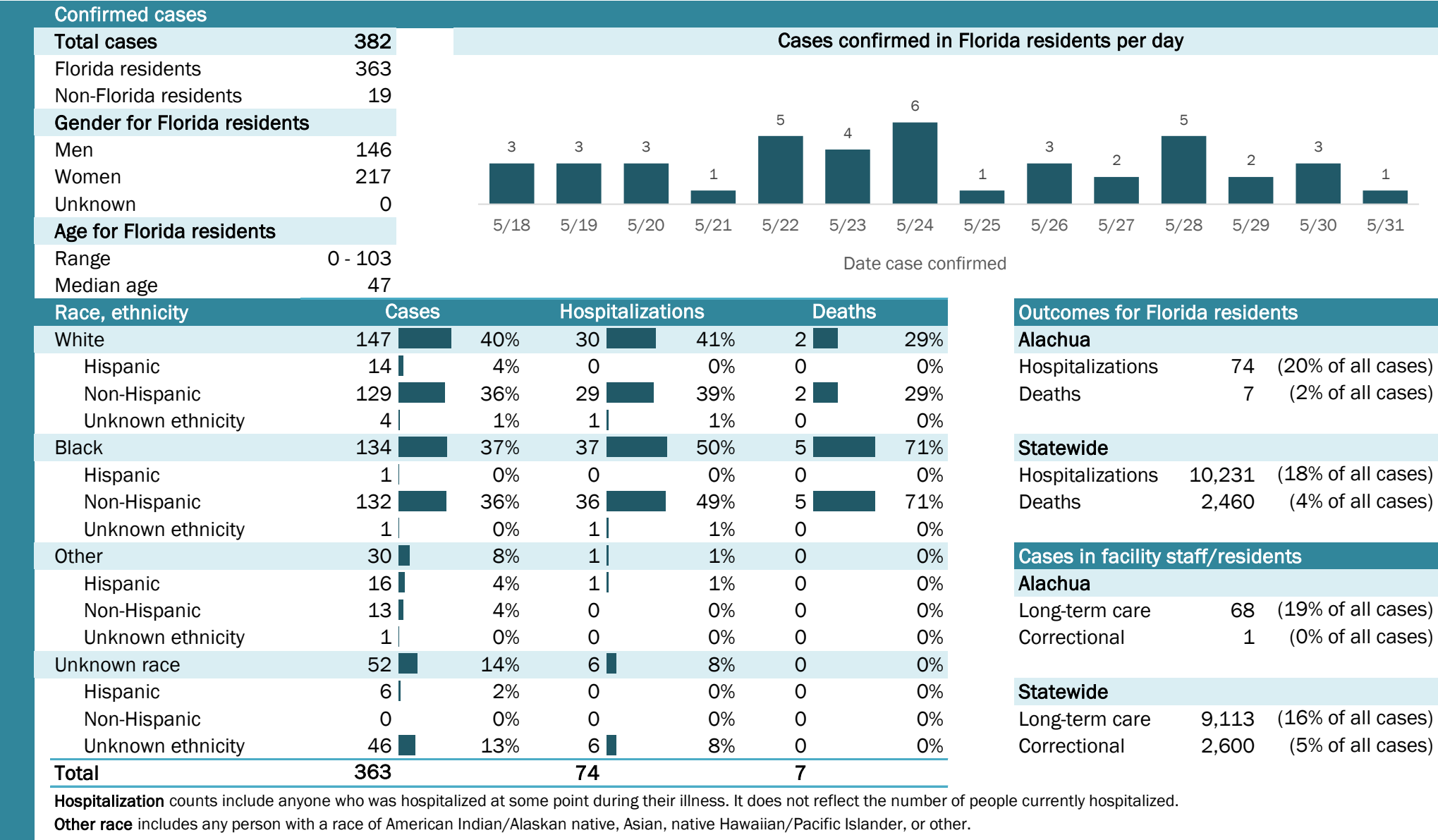


Coronavirus: summary for Alachua County

Data for Jun 1, 2020 (verified at 10 AM)

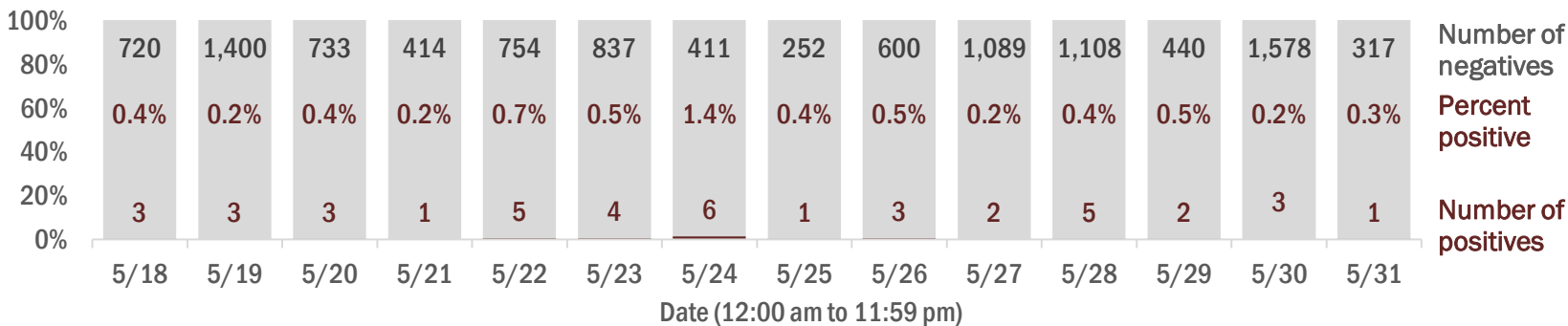
Data in this report are provisional and subject to change.



Laboratory testing for Florida residents and non-Florida residents over the past 2 weeks

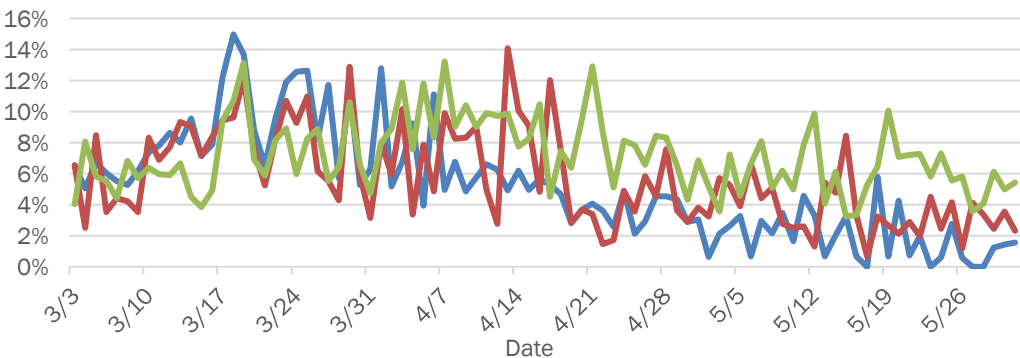
Number and percent of positive labs

These counts include the number of people for whom the department received laboratory results by day. This percent is the number of people who test positive for the first time divided by all the people tested that day, excluding people who have previously tested positive.

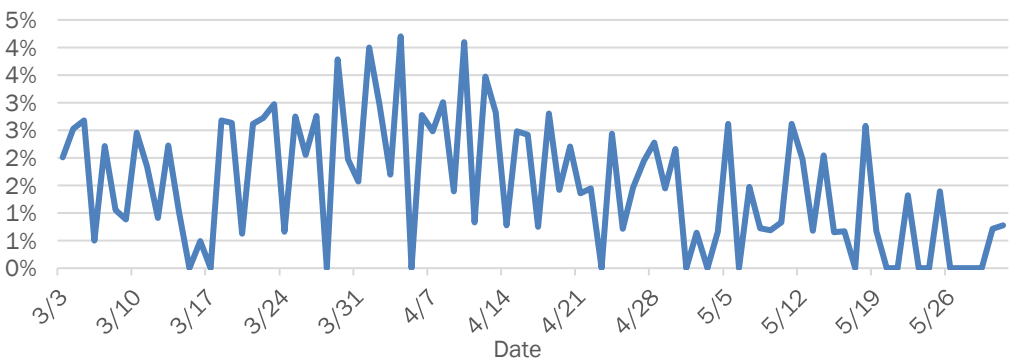


Emergency department (ED) chief complaint and admission data for Alachua County

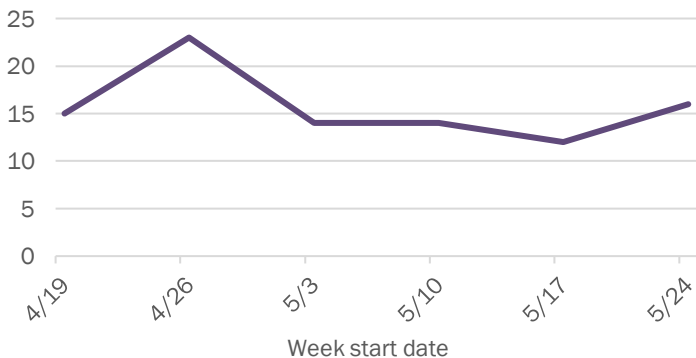
Daily percent of ED visits mentioning cough, fever, or shortness of breath



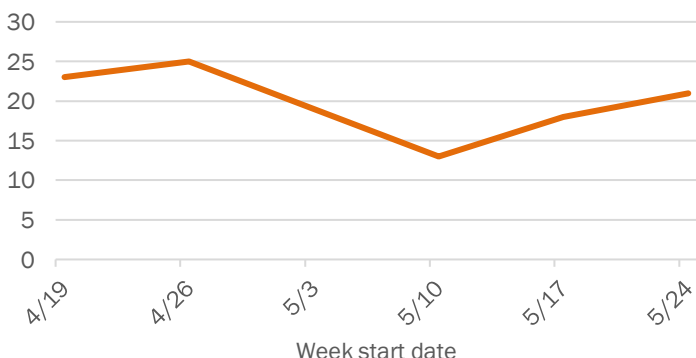
Daily percent of ED visits resulting in cough-associated admissions



Weekly count of ED vists for influenza-like illness



Weekly count of ED vists for COVID-like illness

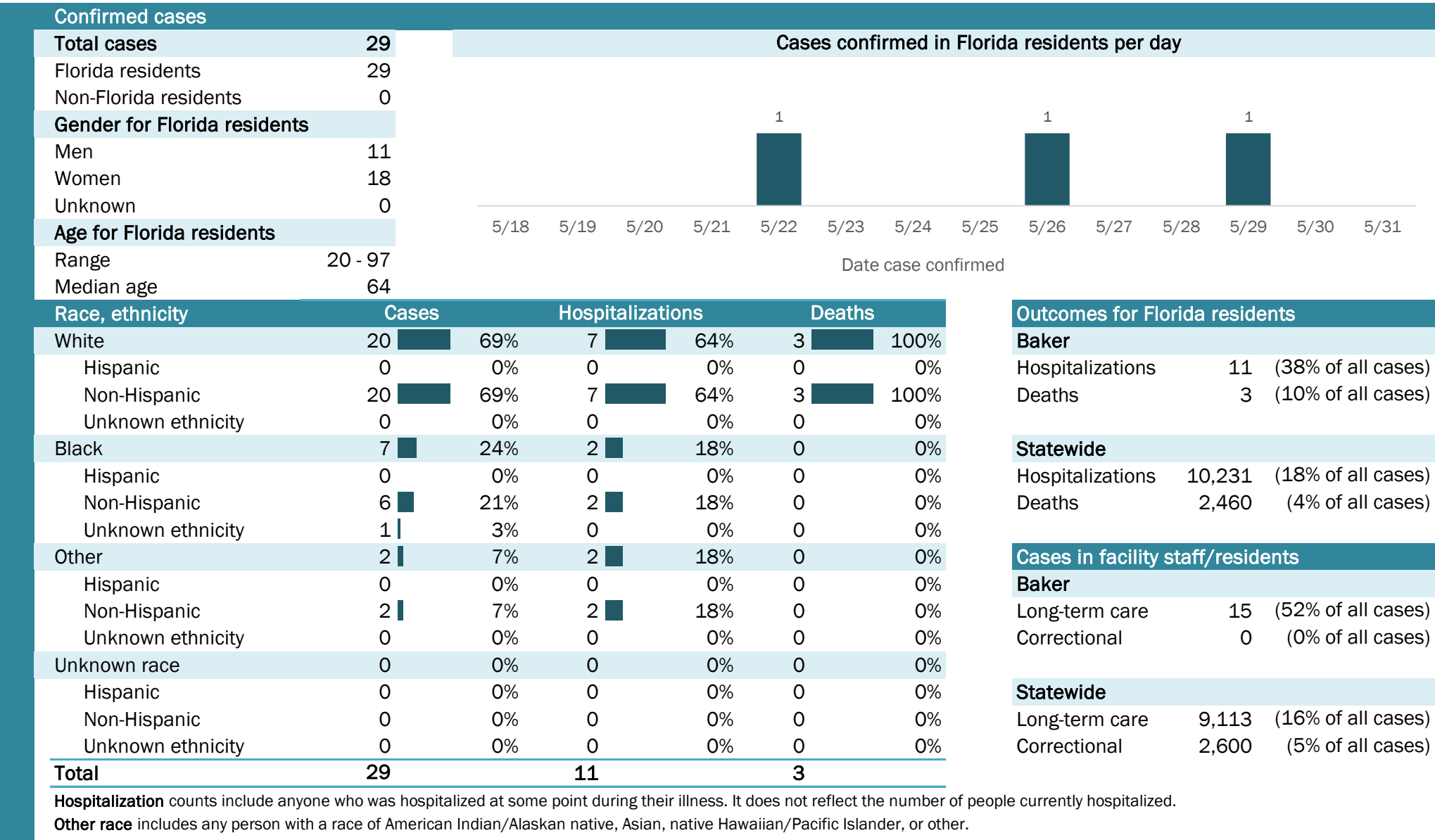


The Electronic Surveillance System for the Early Notification of Community-Based Epidemics (ESSENCE-FL) includes chief complaint data from 211 of 212 Florida EDs. Data are transmitted electronically to ESSENCE-FL daily or hourly.

Coronavirus: summary for Baker County

Data for Jun 1, 2020 (verified at 10 AM)

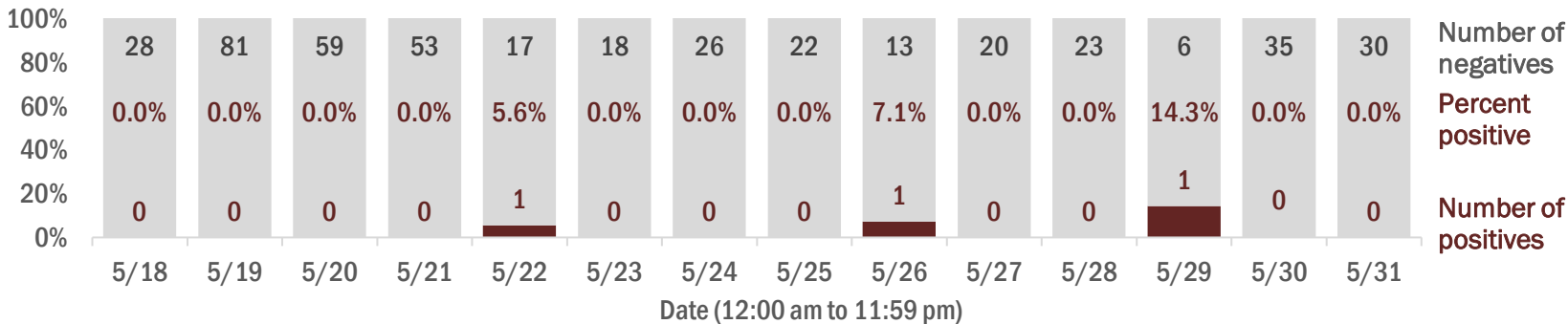
Data in this report are provisional and subject to change.



Laboratory testing for Florida residents and non-Florida residents over the past 2 weeks

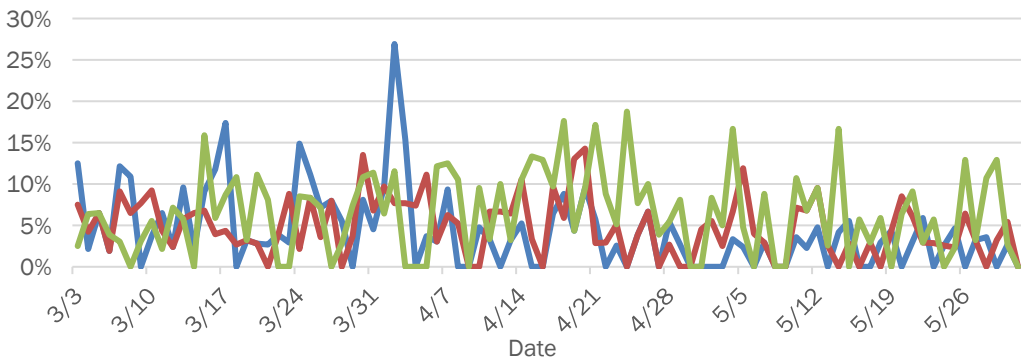
Number and percent of positive labs

These counts include the number of people for whom the department received laboratory results by day. This percent is the number of people who test positive for the first time divided by all the people tested that day, excluding people who have previously tested positive.

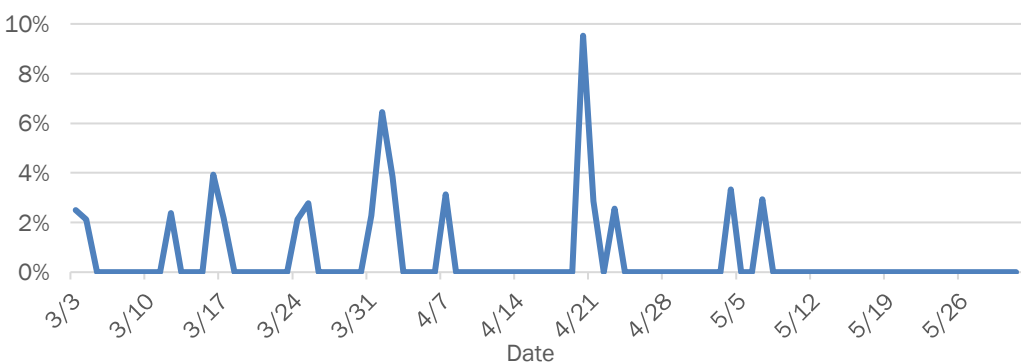


Emergency department (ED) chief complaint and admission data for Baker County

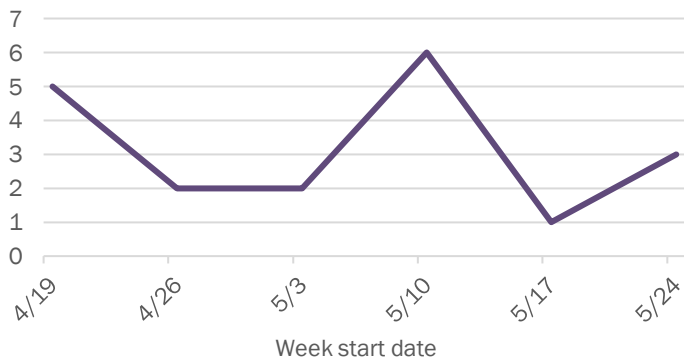
Daily percent of ED visits mentioning cough, fever, or shortness of breath



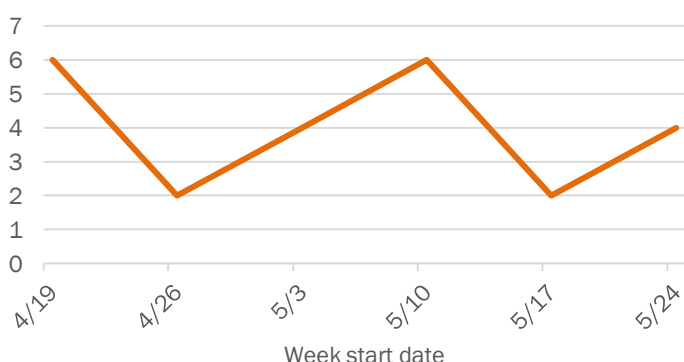
Daily percent of ED visits resulting in cough-associated admissions



Weekly count of ED vists for influenza-like illness



Weekly count of ED vists for COVID-like illness



The Electronic Surveillance System for the Early Notification of Community-Based Epidemics (ESSENCE-FL) includes chief complaint data from 211 of 212 Florida EDs. Data are transmitted electronically to ESSENCE-FL daily or hourly.

Coronavirus: summary for Bay County

Data for Jun 1, 2020 (verified at 10 AM)

Data in this report are provisional and subject to change.

Confirmed cases

Total cases

100

Florida residents

98

Non-Florida residents

2

Gender for Florida residents

Men

55

Women

43

Unknown

0

Age for Florida residents

Range

2 - 93

Median age

48

Cases confirmed in Florida residents per day

1

5/18

6

5/21

2

5/22

1

5/23

2

5/24

1

5/28

2

5/31

Race, ethnicity	Cases	Hospitalizations	Deaths
White	7577% <div></div>	862% <div></div>	3100% <div></div>
Hispanic	2121% <div></div>	18% <div></div>	00% <div></div>
Non-Hispanic	5253% <div></div>	754% <div></div>	3100% <div></div>
Unknown ethnicity	22% <div></div>	00% <div></div>	00% <div></div>
Black	1212% <div></div>	323% <div></div>	00% <div></div>
Hispanic	00% <div></div>	00% <div></div>	00% <div></div>
Non-Hispanic	1212% <div></div>	323% <div></div>	00% <div></div>
Unknown ethnicity	00% <div></div>	00% <div></div>	00% <div></div>
Other	66% <div></div>	215% <div></div>	00% <div></div>
Hispanic	44% <div></div>	18% <div></div>	00% <div></div>
Non-Hispanic	11% <div></div>	18% <div></div>	00% <div></div>
Unknown ethnicity	11% <div></div>	00% <div></div>	00% <div></div>
Unknown race	55% <div></div>	00% <div></div>	00% <div></div>
Hispanic	00% <div></div>	00% <div></div>	00% <div></div>
Non-Hispanic	00% <div></div>	00% <div></div>	00% <div></div>
Unknown ethnicity	55% <div></div>	00% <div></div>	00% <div></div>
Total	98	13	3

Hospitalization

counts include anyone who was hospitalized at some point during their illness. It does not reflect the number of people currently hospitalized.

Other race

includes any person with a race of American Indian/Alaskan native, Asian, native Hawaiian/Pacific Islander, or other.

Outcomes for Florida residents

Bay

Hospitalizations

13

(13% of all cases)

Deaths

3

(3% of all cases)

Statewide

Hospitalizations

10,231

(18% of all cases)

Deaths

2,460

(4% of all cases)

Cases in facility staff/residents

Bay

Long-term care

7

(7% of all cases)

Correctional

3

(3% of all cases)

Statewide

Long-term care

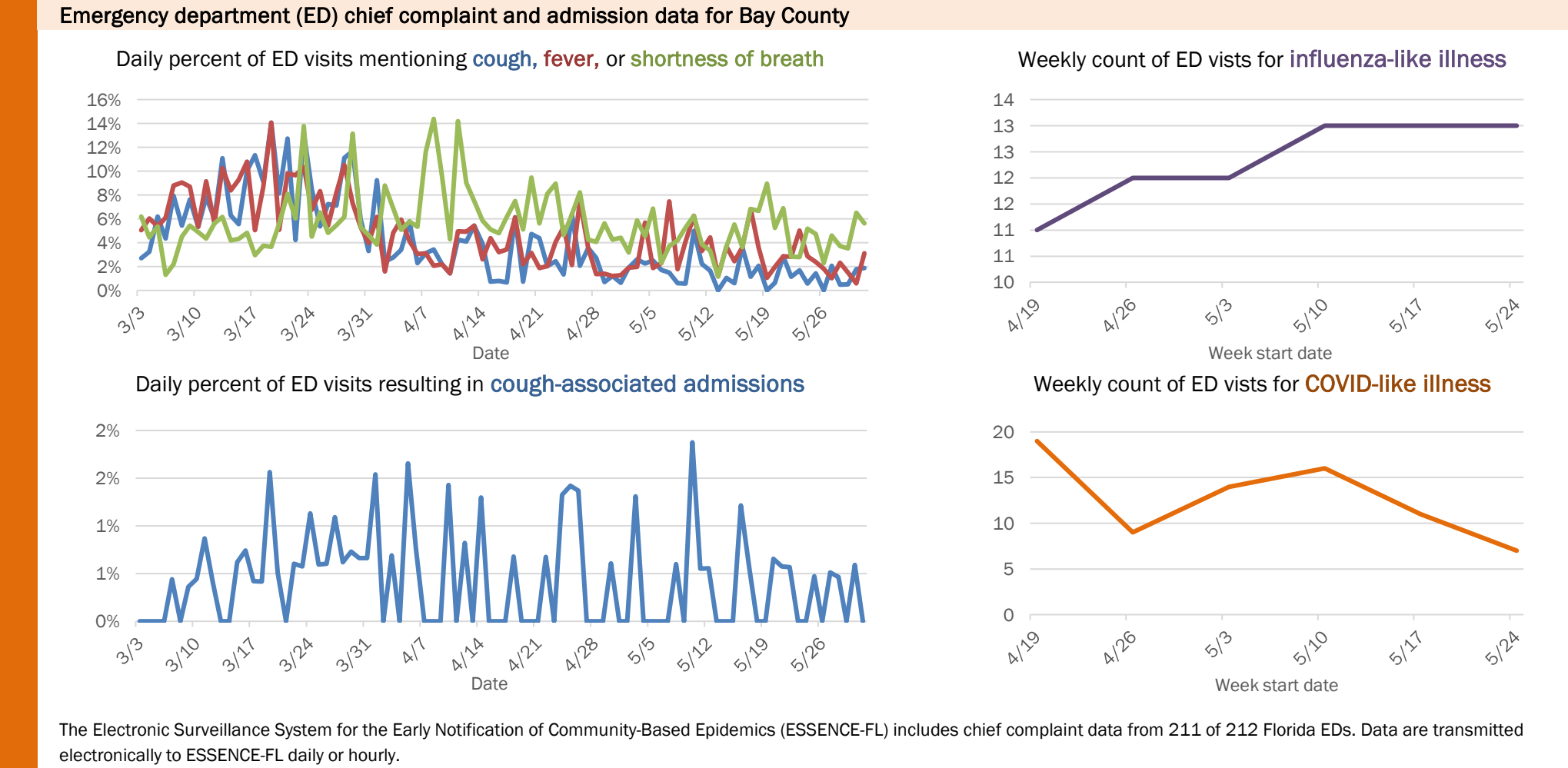
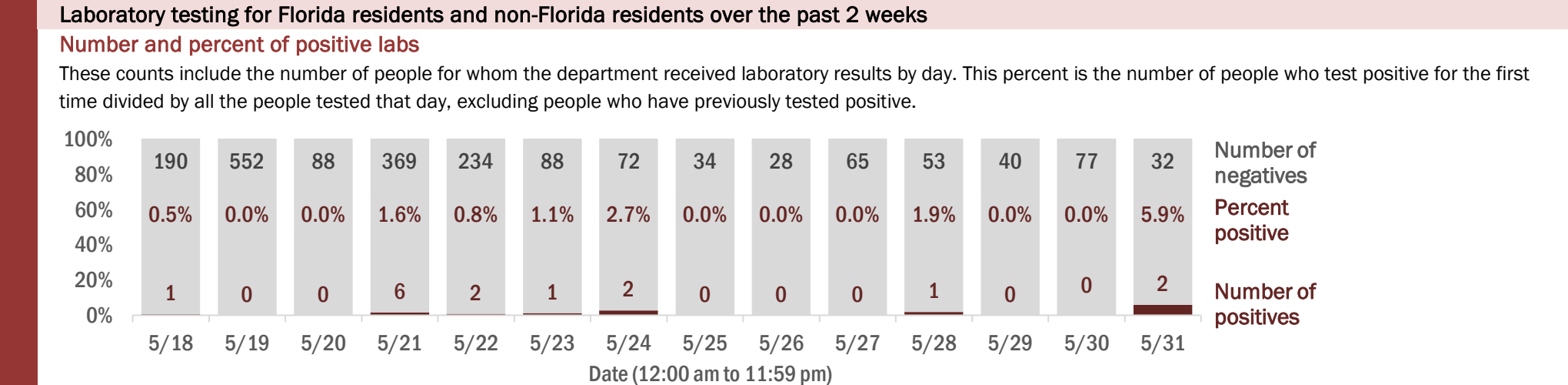
9,113

(16% of all cases)

Correctional

2,600

(5% of all cases)



Coronavirus: summary for Bradford County

Data for Jun 1, 2020 (verified at 10 AM)

Data in this report are provisional and subject to change.

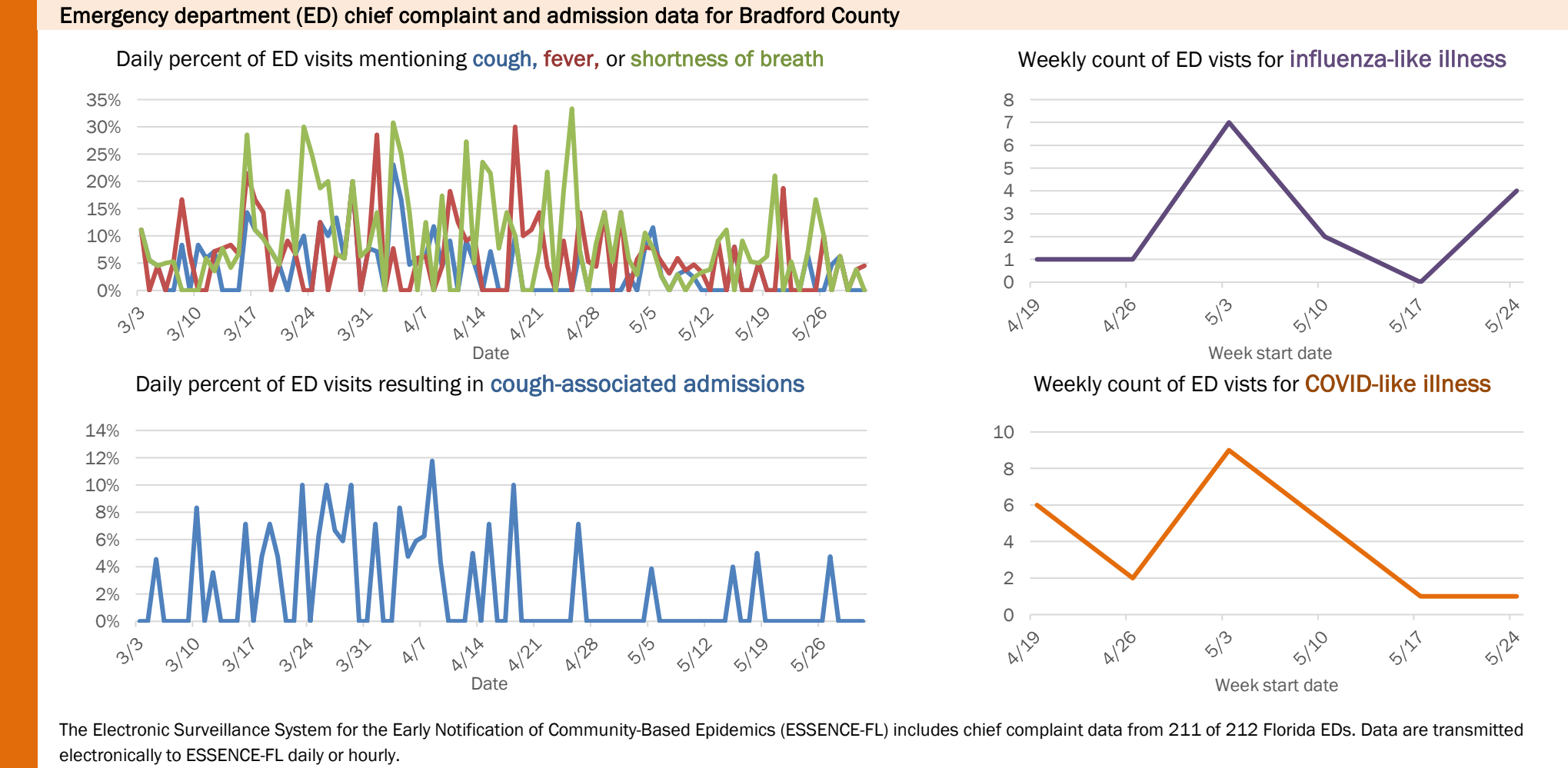
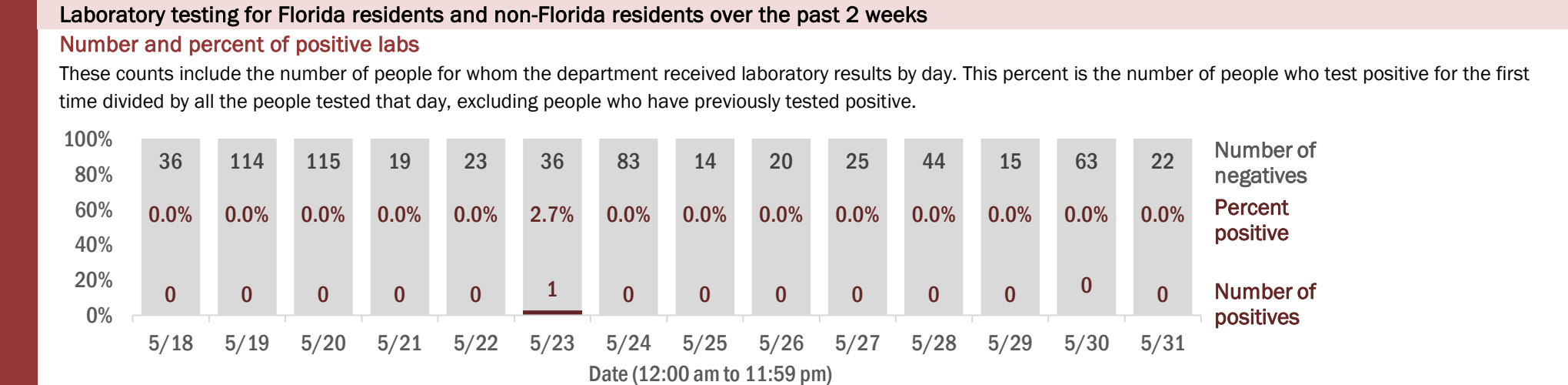
Confirmed cases			Cases confirmed in Florida residents per day														
Total cases	51																
Florida residents	51																
Non-Florida residents	0																
Gender for Florida residents			1														
Men	10																
Women	41																
Unknown	0																
Age for Florida residents			5/18	5/19	5/20	5/21	5/22	5/23	5/24	5/25	5/26	5/27	5/28	5/29	5/30	5/31	
Range	8 - 107		Date case confirmed														
Median age	72																
Race, ethnicity	Cases		Hospitalizations			Deaths			Outcomes for Florida residents								
White	45	<div></div>	88%	9	<div></div>	82%	2	<div></div>	100%	Bradford							
Hispanic	0	<div></div>	0%	0	<div></div>	0%	0	<div></div>	0%	Hospitalizations 11 (22% of all cases)							
Non-Hispanic	45	<div></div>	88%	9	<div></div>	82%	2	<div></div>	100%	Deaths 2 (4% of all cases)							
Unknown ethnicity	0	<div></div>	0%	0	<div></div>	0%	0	<div></div>	0%								
Black	5	<div></div>	10%	1	<div></div>	9%	0	<div></div>	0%	Statewide							
Hispanic	0	<div></div>	0%	0	<div></div>	0%	0	<div></div>	0%	Hospitalizations 10,231 (18% of all cases)							
Non-Hispanic	5	<div></div>	10%	1	<div></div>	9%	0	<div></div>	0%	Deaths 2,460 (4% of all cases)							
Unknown ethnicity	0	<div></div>	0%	0	<div></div>	0%	0	<div></div>	0%								
Other	1	<div></div>	2%	1	<div></div>	9%	0	<div></div>	0%	Cases in facility staff/residents							
Hispanic	0	<div></div>	0%	0	<div></div>	0%	0	<div></div>	0%	Bradford							
Non-Hispanic	1	<div></div>	2%	1	<div></div>	9%	0	<div></div>	0%	Long-term care 28 (55% of all cases)							
Unknown ethnicity	0	<div></div>	0%	0	<div></div>	0%	0	<div></div>	0%	Correctional 0 (0% of all cases)							
Unknown race	0	<div></div>	0%	0	<div></div>	0%	0	<div></div>	0%	Statewide							
Hispanic	0	<div></div>	0%	0	<div></div>	0%	0	<div></div>	0%	Long-term care 9,113 (16% of all cases)							
Non-Hispanic	0	<div></div>	0%	0	<div></div>	0%	0	<div></div>	0%	Correctional 2,600 (5% of all cases)							
Unknown ethnicity	0	<div></div>	0%	0	<div></div>	0%	0	<div></div>	0%								
Total	51			11			2										

Hospitalization

counts include anyone who was hospitalized at some point during their illness. It does not reflect the number of people currently hospitalized.

Other race

includes any person with a race of American Indian/Alaskan native, Asian, native Hawaiian/Pacific Islander, or other.



Coronavirus: summary for Brevard County

Data for Jun 1, 2020 (verified at 10 AM)

Data in this report are provisional and subject to change.

Confirmed cases

Total cases

424

Florida residents

413

Non-Florida residents

11

Gender for Florida residents

Men

190

Women

223

Unknown

0

Age for Florida residents

Range

0 - 99

Median age

53

Cases confirmed in Florida residents per day

2

3

2

4

10

3

7

1

2

5

8

7

3

5/18

5/19

5/20

5/21

5/22

5/23

5/24

5/25

5/26

5/27

5/28

5/29

5/30

5/31

Date case confirmed

Race, ethnicity

Cases

Hospitalizations

Deaths

White

308

75%

41

67%

8

62%

Hispanic

61

15%

5

8%

0

0%

Non-Hispanic

246

60%

36

59%

8

62%

Unknown ethnicity

1

0%

0

0%

0

0%

Black

58

14%

11

18%

5

38%

Hispanic

5

1%

1

2%

0

0%

Non-Hispanic

52

13%

9

15%

4

31%

Unknown ethnicity

1

0%

1

2%

1

8%

Other

20

5%

8

13%

0

0%

Hispanic

8

2%

3

5%

0

0%

Non-Hispanic

11

3%

5

8%

0

0%

Unknown ethnicity

1

0%

0

0%

0

0%

Unknown race

27

7%

1

2%

0

0%

Hispanic

1

0%

1

2%

0

0%

Non-Hispanic

2

0%

0

0%

0

0%

Unknown ethnicity

24

6%

0

0%

0

0%

Total

413

61

13

Outcomes for Florida residents

Brevard

Hospitalizations

61

(15% of all cases)

Deaths

13

(3% of all cases)

Statewide

Hospitalizations

10,231

(18% of all cases)

Deaths

2,460

(4% of all cases)

Cases in facility staff/residents

Brevard

Long-term care

38

(9% of all cases)

Correctional

2

(0% of all cases)

Statewide

Long-term care

9,113

(16% of all cases)

Correctional

2,600

(5% of all cases)

Hospitalization counts include anyone who was hospitalized at some point during their illness. It does not reflect the number of people currently hospitalized.

Other race includes any person with a race of American Indian/Alaskan native, Asian, native Hawaiian/Pacific Islander, or other.

Laboratory testing for Florida residents and non-Florida residents over the past 2 weeks

Number and percent of positive labs

These counts include the number of people for whom the department received laboratory results by day. This percent is the number of people who test positive for the first time divided by all the people tested that day, excluding people who have previously tested positive.

100%

80%

60%

40%

20%

0%

843

1,753

676

775

500

395

866

482

334

411

944

269

442

567

0.2%

0.2%

0.3%

0.5%

2.0%

0.8%

0.8%

0.0%

0.3%

0.5%

0.5%

2.9%

1.6%

0.5%

2

3

2

4

10

3

7

0

1

2

5

8

7

3

5/18

5/19

5/20

5/21

5/22

5/23

5/24

5/25

5/26

5/27

5/28

5/29

5/30

5/31

Date (12:00 am to 11:59 pm)

Number of negatives

Percent positive

Number of positives

Emergency department (ED) chief complaint and admission data for Brevard County

Daily percent of ED visits mentioning cough, fever, or shortness of breath

18%

16%

14%

12%

10%

8%

6%

4%

2%

0%

3/3

3/10

3/17

3/24

3/31

4/7

4/14

4/21

4/28

5/5

5/12

5/19

5/26

Date

Daily percent of ED visits resulting in cough-associated admissions

3%

2%

2%

1%

1%

0%

3/3

3/10

3/17

3/24

3/31

4/7

4/14

4/21

4/28

5/5

5/12

5/19

5/26

Date

Weekly count of ED vists for influenza-like illness

40

35

30

25

20

15

10

5

0

4/19

4/26

5/3

5/10

5/17

5/24

Week start date

Weekly count of ED vists for COVID-like illness

60

50

40

30

20

10

0

4/19

4/26

5/3

5/10

5/17

5/24

Week start date

The Electronic Surveillance System for the Early Notification of Community-Based Epidemics (ESSENCE-FL) includes chief complaint data from 211 of 212 Florida EDs. Data are transmitted electronically to ESSENCE-FL daily or hourly.

Coronavirus: summary for Broward County

Data for Jun 1, 2020 (verified at 10 AM)

Data in this report are provisional and subject to change.

Confirmed cases

Total cases

7,196

Florida residents

7,027

Non-Florida residents

169

Gender for Florida residents

Men

3,472

Women

3,553

Unknown

2

Age for Florida residents

Range

0 - 102

Median age

50

Cases confirmed in Florida residents per day

47

46

95

60

72

41

78

39

36

38

101

82

70

72

5/18

5/19

5/20

5/21

5/22

5/23

5/24

5/25

5/26

5/27

5/28

5/29

5/30

5/31

Date case confirmed

Race, ethnicity	Cases	Hospitalizations	Deaths			
White	3,559	51%	660	44%	167	53%
Hispanic	1,817	26%	245	16%	23	7%
Non-Hispanic	1,729	25%	415	28%	144	46%
Unknown ethnicity	13	0%	0	0%	0	0%
Black	2,614	37%	699	46%	117	37%
Hispanic	166	2%	44	3%	2	1%
Non-Hispanic	2,440	35%	655	44%	115	37%
Unknown ethnicity	8	0%	0	0%	0	0%
Other	671	10%	137	9%	30	10%
Hispanic	348	5%	62	4%	8	3%
Non-Hispanic	321	5%	75	5%	22	7%
Unknown ethnicity	2	0%	0	0%	0	0%
Unknown race	183	3%	8	1%	0	0%
Hispanic	19	0%	3	0%	0	0%
Non-Hispanic	14	0%	3	0%	0	0%
Unknown ethnicity	150	2%	2	0%	0	0%
Total	7,027	1,504	314			

Hospitalization

counts include anyone who was hospitalized at some point during their illness. It does not reflect the number of people currently hospitalized.

Other race

includes any person with a race of American Indian/Alaskan native, Asian, native Hawaiian/Pacific Islander, or other.

Outcomes for Florida residents

Broward

Hospitalizations

1,504

(21% of all cases)

Deaths

314

(4% of all cases)

Statewide

Hospitalizations

10,231

(18% of all cases)

Deaths

2,460

(4% of all cases)

Cases in facility staff/residents

Broward

Long-term care

946

(13% of all cases)

Correctional

147

(2% of all cases)

Statewide

Long-term care

9,113

(16% of all cases)

Correctional

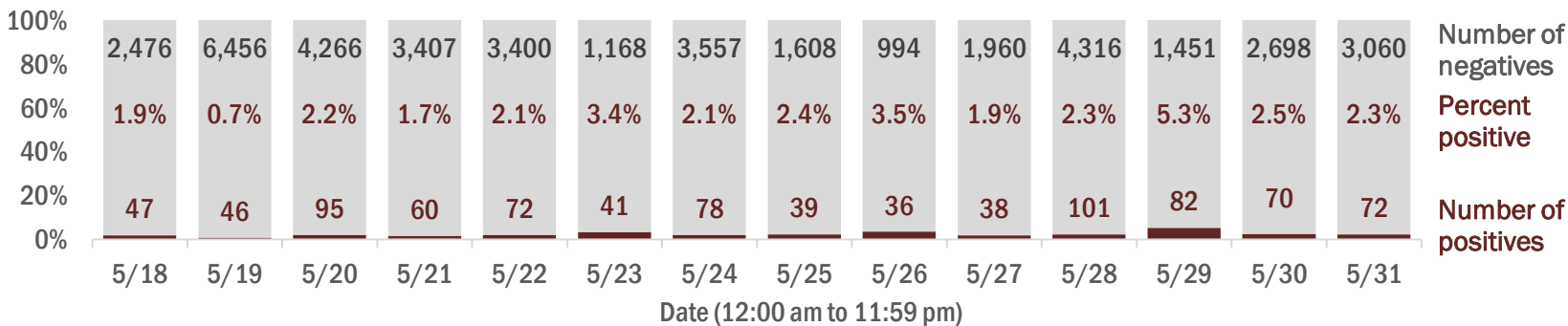
2,600

(5% of all cases)

Laboratory testing for Florida residents and non-Florida residents over the past 2 weeks

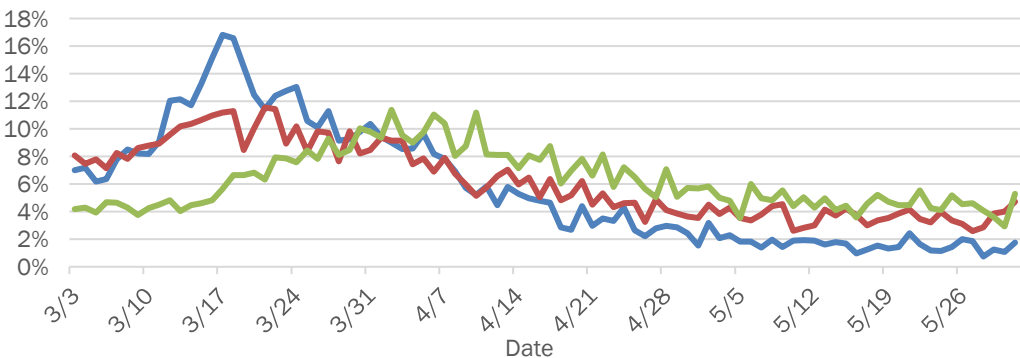
Number and percent of positive labs

These counts include the number of people for whom the department received laboratory results by day. This percent is the number of people who test positive for the first time divided by all the people tested that day, excluding people who have previously tested positive.

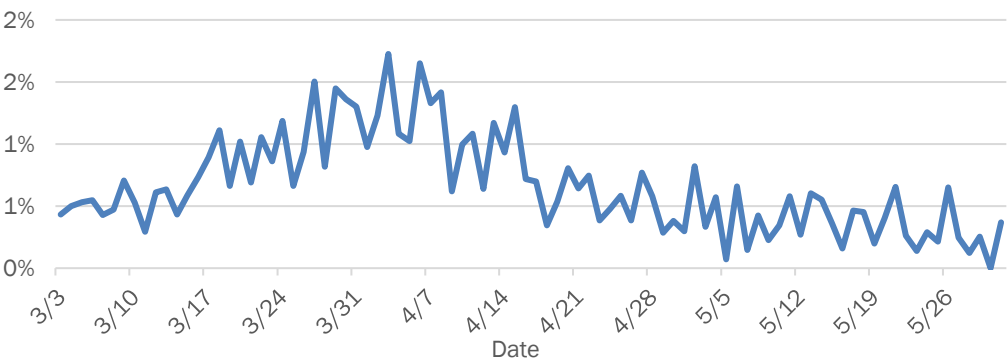


Emergency department (ED) chief complaint and admission data for Broward County

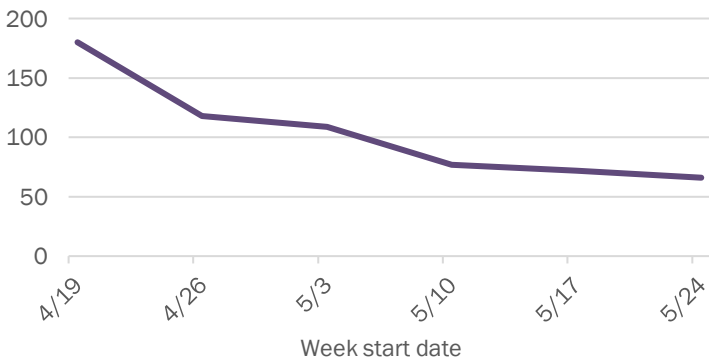
Daily percent of ED visits mentioning cough, fever, or shortness of breath



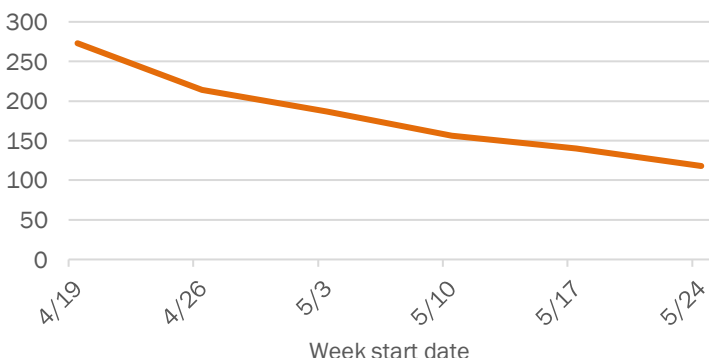
Daily percent of ED visits resulting in cough-associated admissions



Weekly count of ED vists for influenza-like illness



Weekly count of ED vists for COVID-like illness

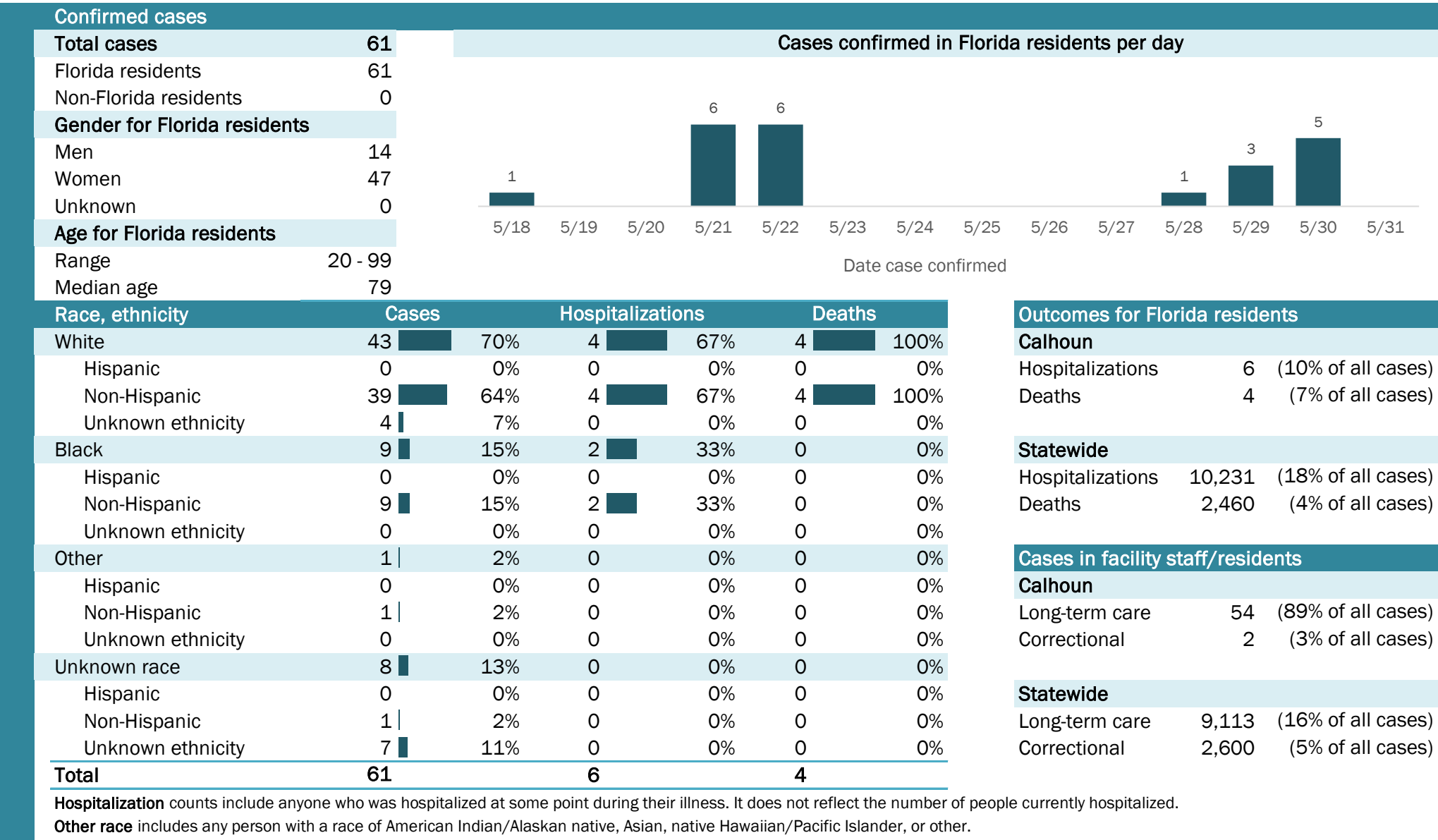


The Electronic Surveillance System for the Early Notification of Community-Based Epidemics (ESSENCE-FL) includes chief complaint data from 211 of 212 Florida EDs. Data are transmitted electronically to ESSENCE-FL daily or hourly.

Coronavirus: summary for Calhoun County

Data for Jun 1, 2020 (verified at 10 AM)

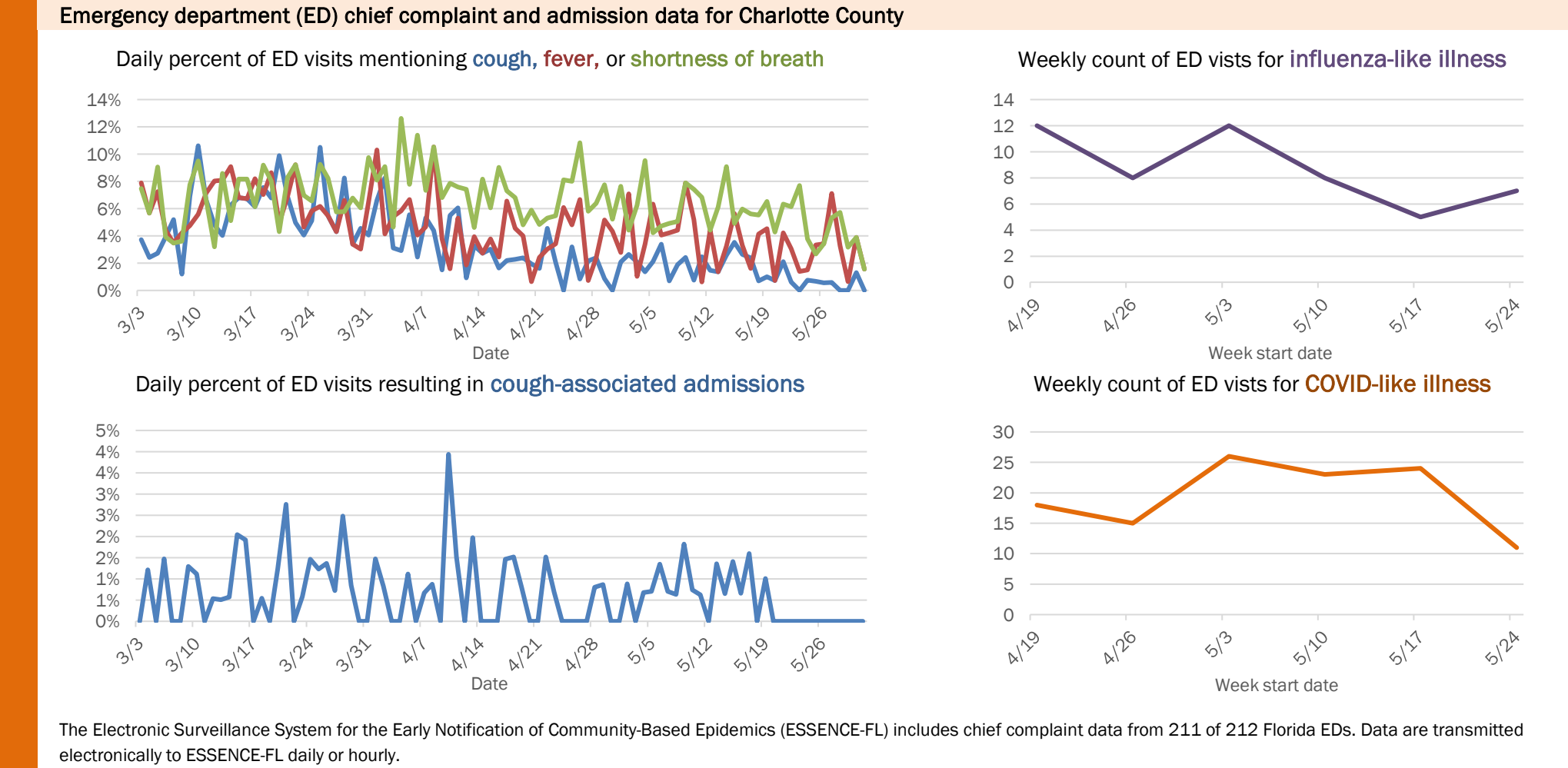
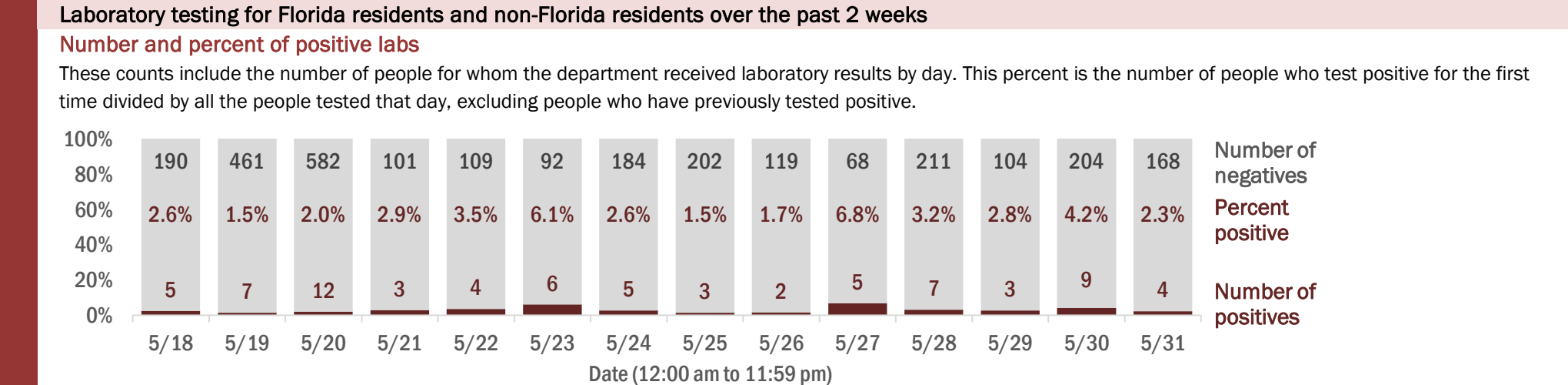
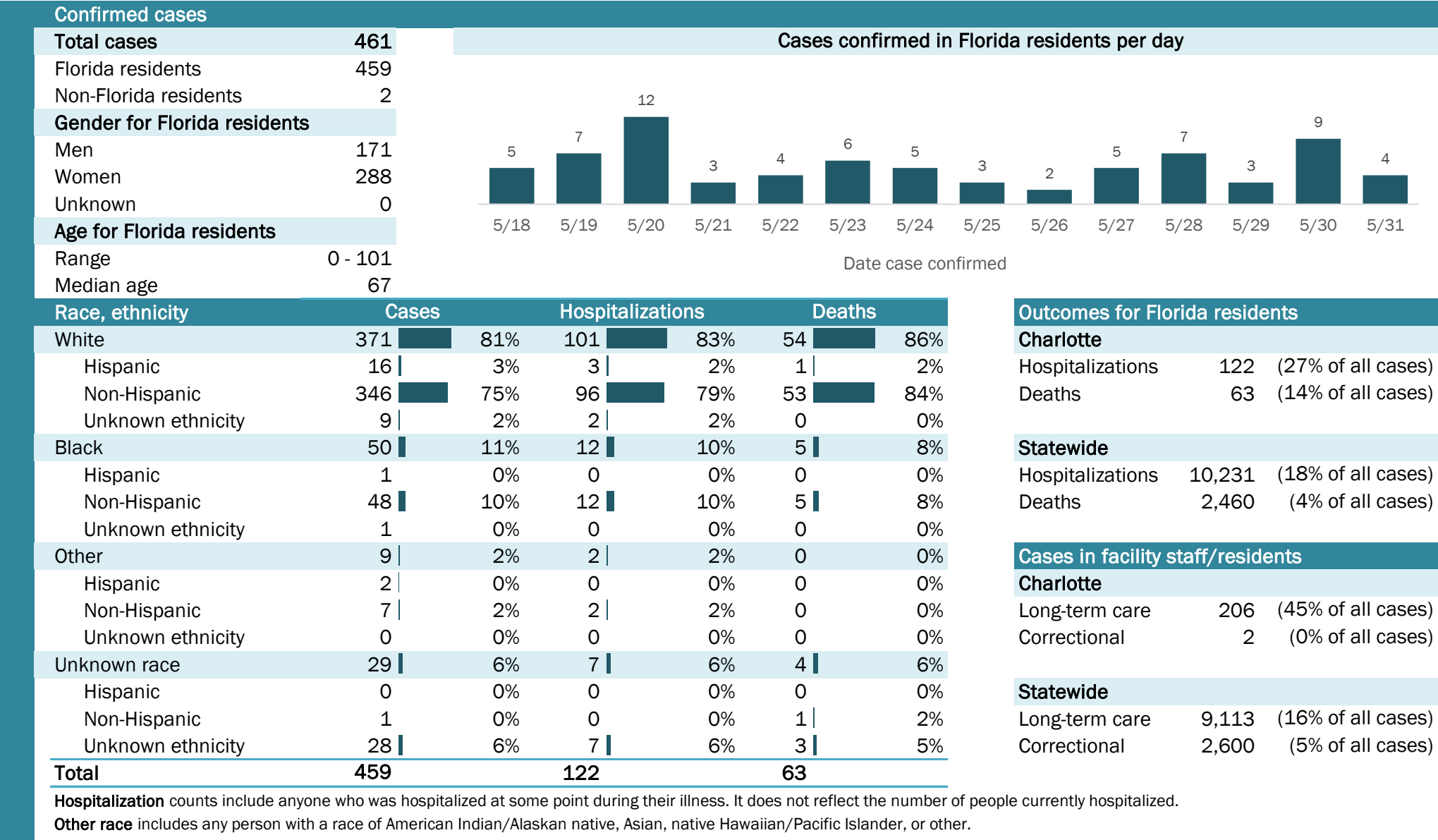
Data in this report are provisional and subject to change.



Coronavirus: summary for Charlotte County

Data for Jun 1, 2020 (verified at 10 AM)

Data in this report are provisional and subject to change.



Coronavirus: summary for Citrus County

Data for Jun 1, 2020 (verified at 10 AM)

Data in this report are provisional and subject to change.

Confirmed cases

Total cases

122

Florida residents

122

Non-Florida residents

0

Gender for Florida residents

Men

62

Women

60

Unknown

0

Age for Florida residents

Range

0 - 97

Median age

60

Cases confirmed in Florida residents per day

1

5/18

2

5/19

3

5/21

1

5/24

1

5/28

1

5/29

1

5/31

Race, ethnicity	Cases	Hospitalizations	Deaths
White	8570%2988%12100%		
Hispanic	76%	13%	00%
Non-Hispanic	7662%2885%12100%		
Unknown ethnicity	22%00%00%		
Black	11%00%00%		
Hispanic	00%00%00%		
Non-Hispanic	11%00%00%		
Unknown ethnicity	00%00%00%		
Other	108%00%00%		
Hispanic	43%00%00%		
Non-Hispanic	65%00%00%		
Unknown ethnicity	00%00%00%		
Unknown race	2621%412%00%		
Hispanic	32%00%00%		
Non-Hispanic	00%00%00%		
Unknown ethnicity	2319%412%00%		
Total	122	33	12

Hospitalization

counts include anyone who was hospitalized at some point during their illness. It does not reflect the number of people currently hospitalized.

Other race

includes any person with a race of American Indian/Alaskan native, Asian, native Hawaiian/Pacific Islander, or other.

Outcomes for Florida residents

Citrus

Hospitalizations

33

(27% of all cases)

Deaths

12

(10% of all cases)

Statewide

Hospitalizations

10,231

(18% of all cases)

Deaths

2,460

(4% of all cases)

Cases in facility staff/residents

Citrus

Long-term care

8

(7% of all cases)

Correctional

3

(2% of all cases)

Statewide

Long-term care

9,113

(16% of all cases)

Correctional

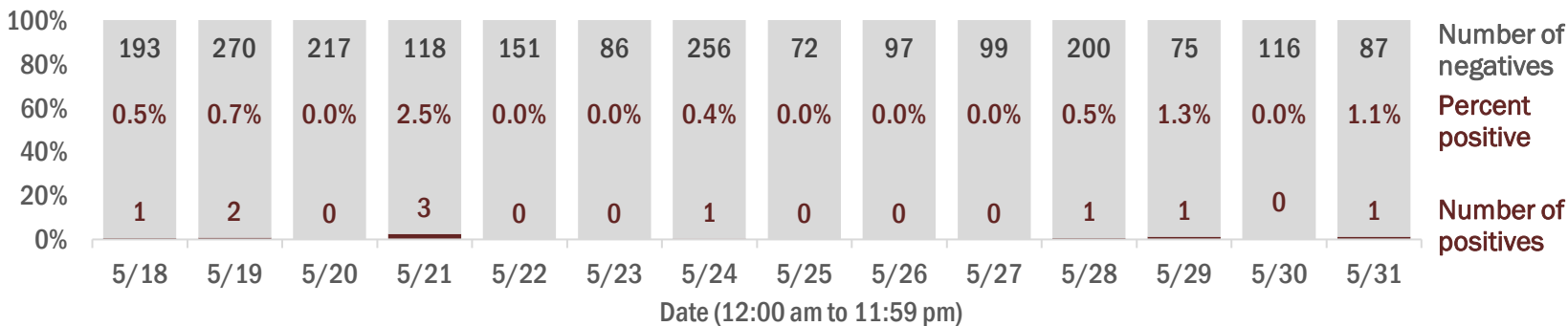
2,600

(5% of all cases)

Laboratory testing for Florida residents and non-Florida residents over the past 2 weeks

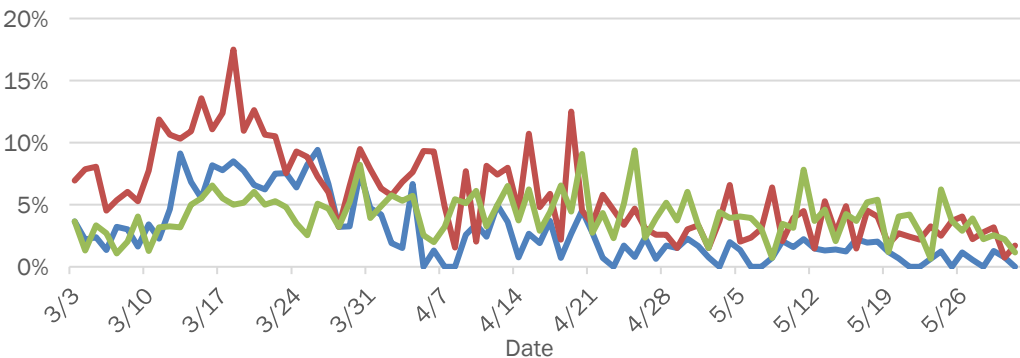
Number and percent of positive labs

These counts include the number of people for whom the department received laboratory results by day. This percent is the number of people who test positive for the first time divided by all the people tested that day, excluding people who have previously tested positive.

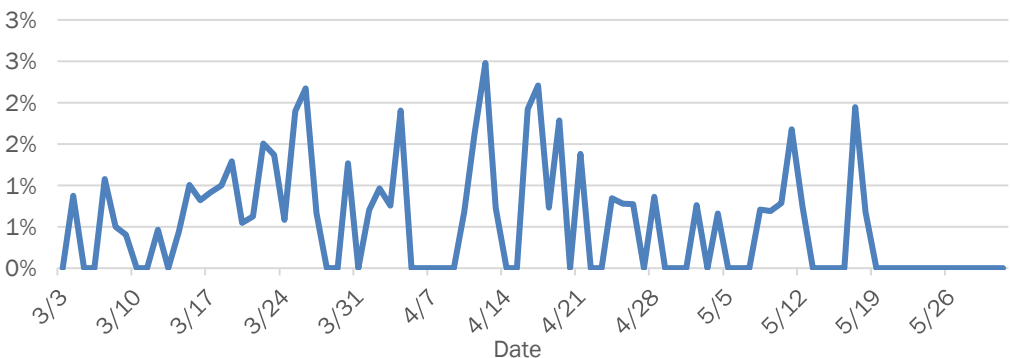


Emergency department (ED) chief complaint and admission data for Citrus County

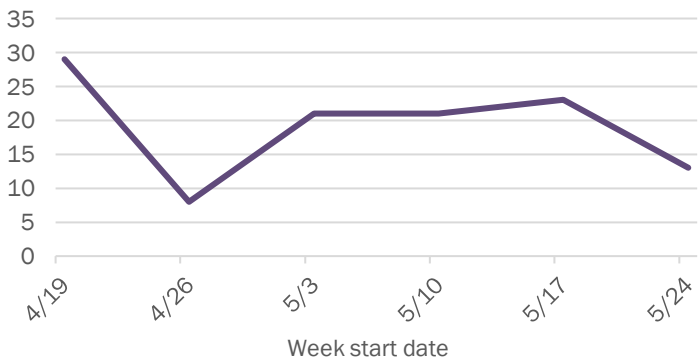
Daily percent of ED visits mentioning cough, fever, or shortness of breath



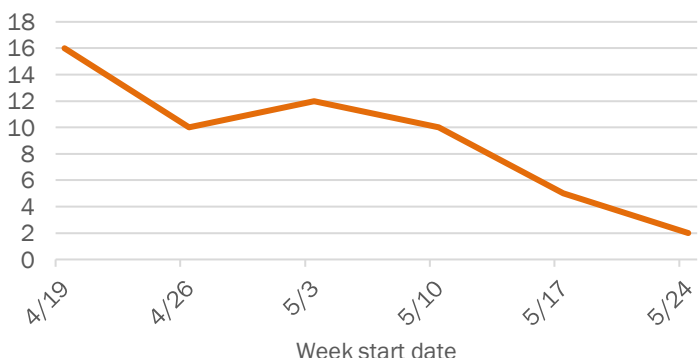
Daily percent of ED visits resulting in cough-associated admissions



Weekly count of ED vists for influenza-like illness



Weekly count of ED vists for COVID-like illness

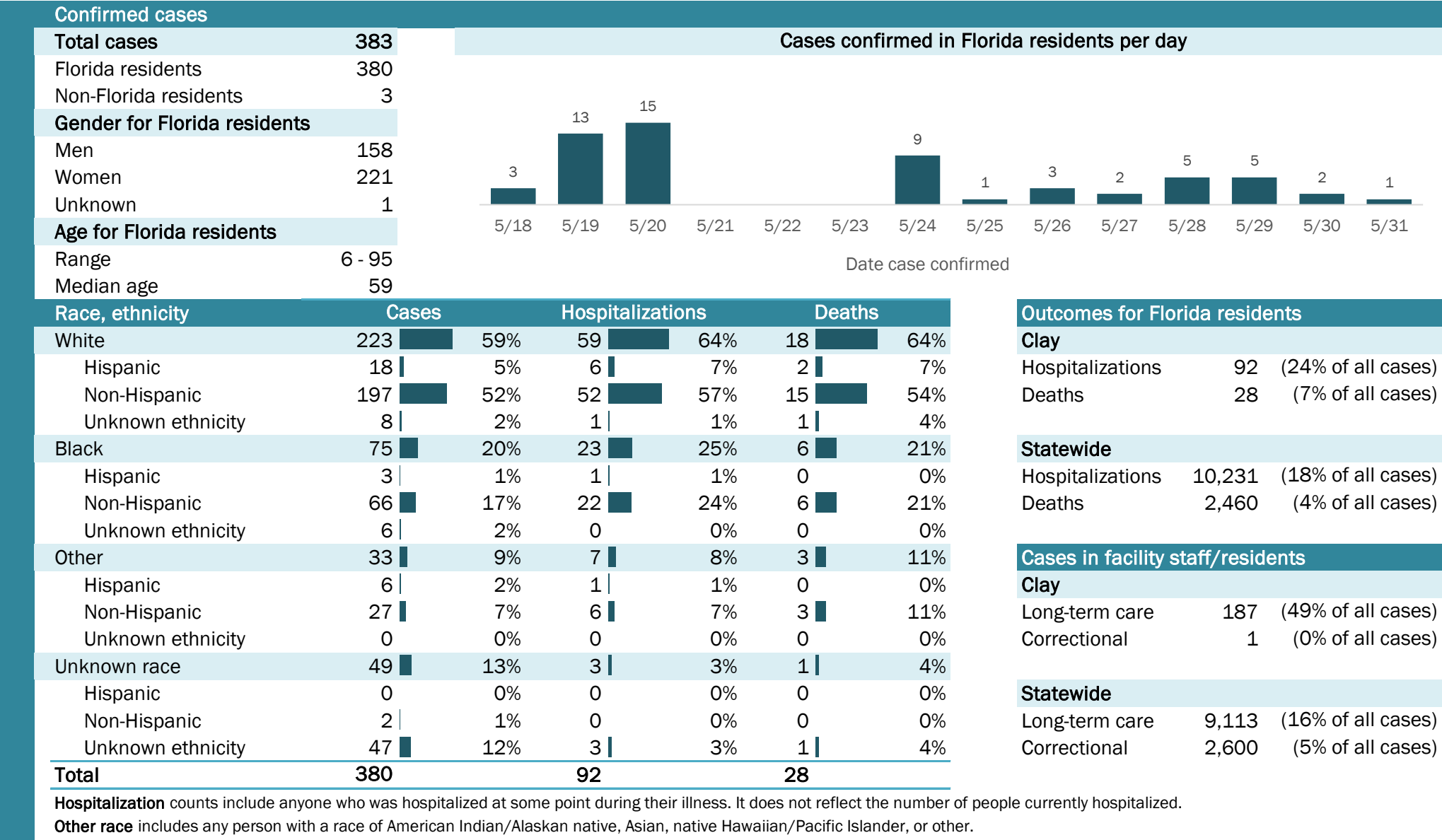


The Electronic Surveillance System for the Early Notification of Community-Based Epidemics (ESSENCE-FL) includes chief complaint data from 211 of 212 Florida EDs. Data are transmitted electronically to ESSENCE-FL daily or hourly.

Coronavirus: summary for Clay County

Data for Jun 1, 2020 (verified at 10 AM)

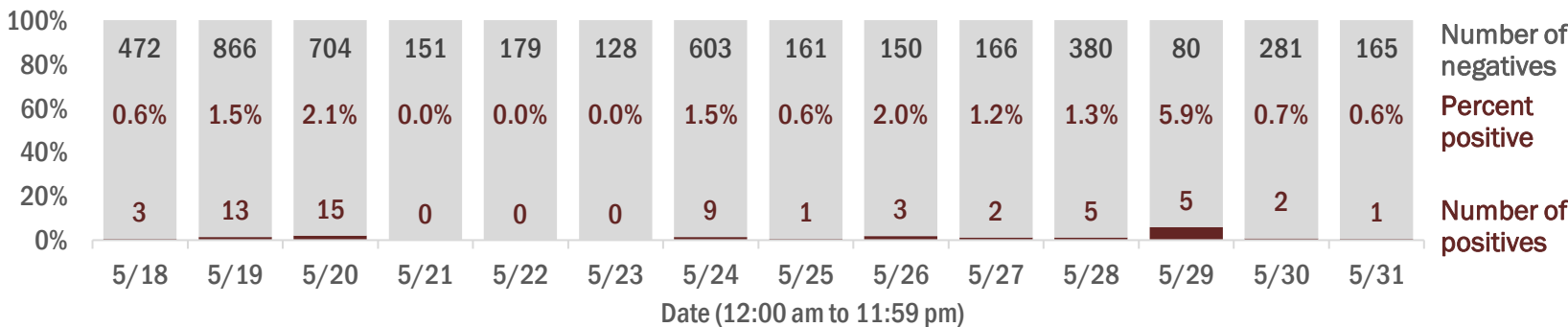
Data in this report are provisional and subject to change.



Laboratory testing for Florida residents and non-Florida residents over the past 2 weeks

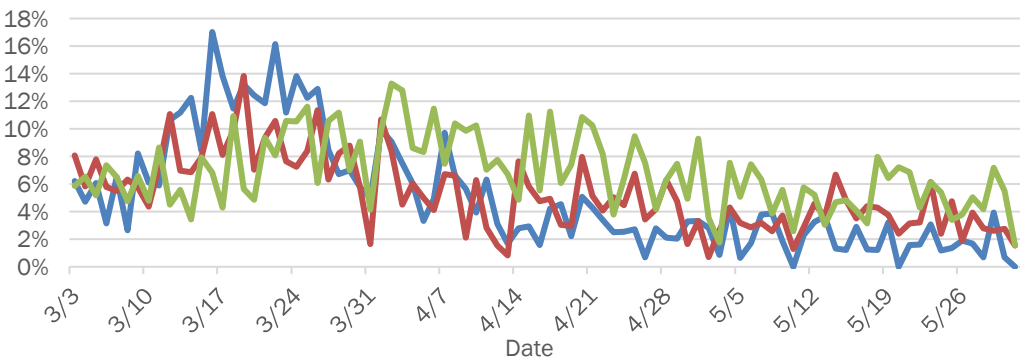
Number and percent of positive labs

These counts include the number of people for whom the department received laboratory results by day. This percent is the number of people who test positive for the first time divided by all the people tested that day, excluding people who have previously tested positive.

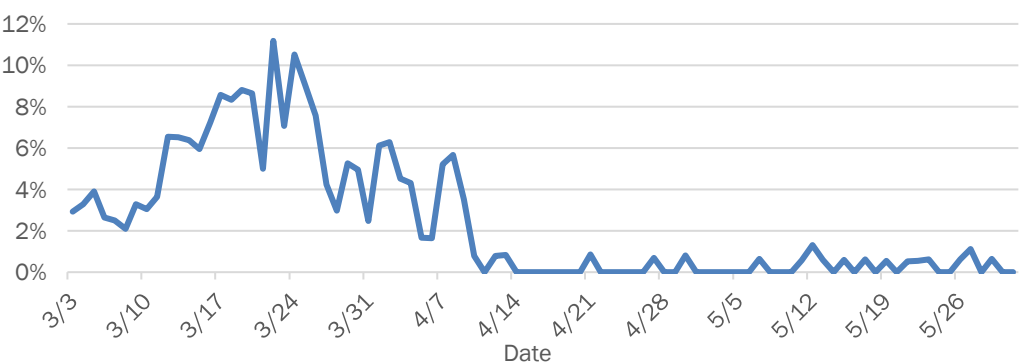


Emergency department (ED) chief complaint and admission data for Clay County

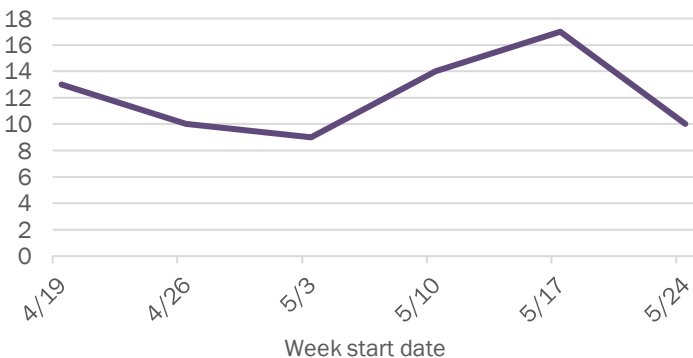
Daily percent of ED visits mentioning cough, fever, or shortness of breath



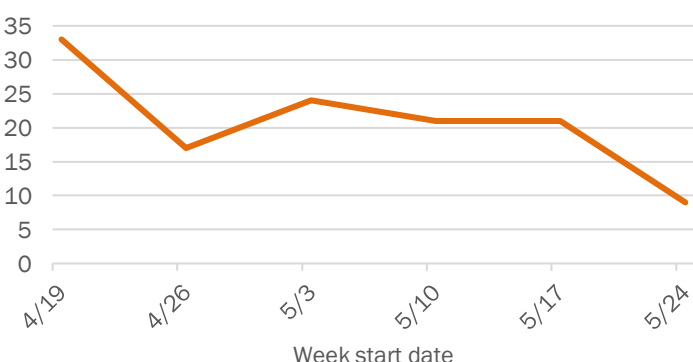
Daily percent of ED visits resulting in cough-associated admissions



Weekly count of ED vists for influenza-like illness



Weekly count of ED vists for COVID-like illness

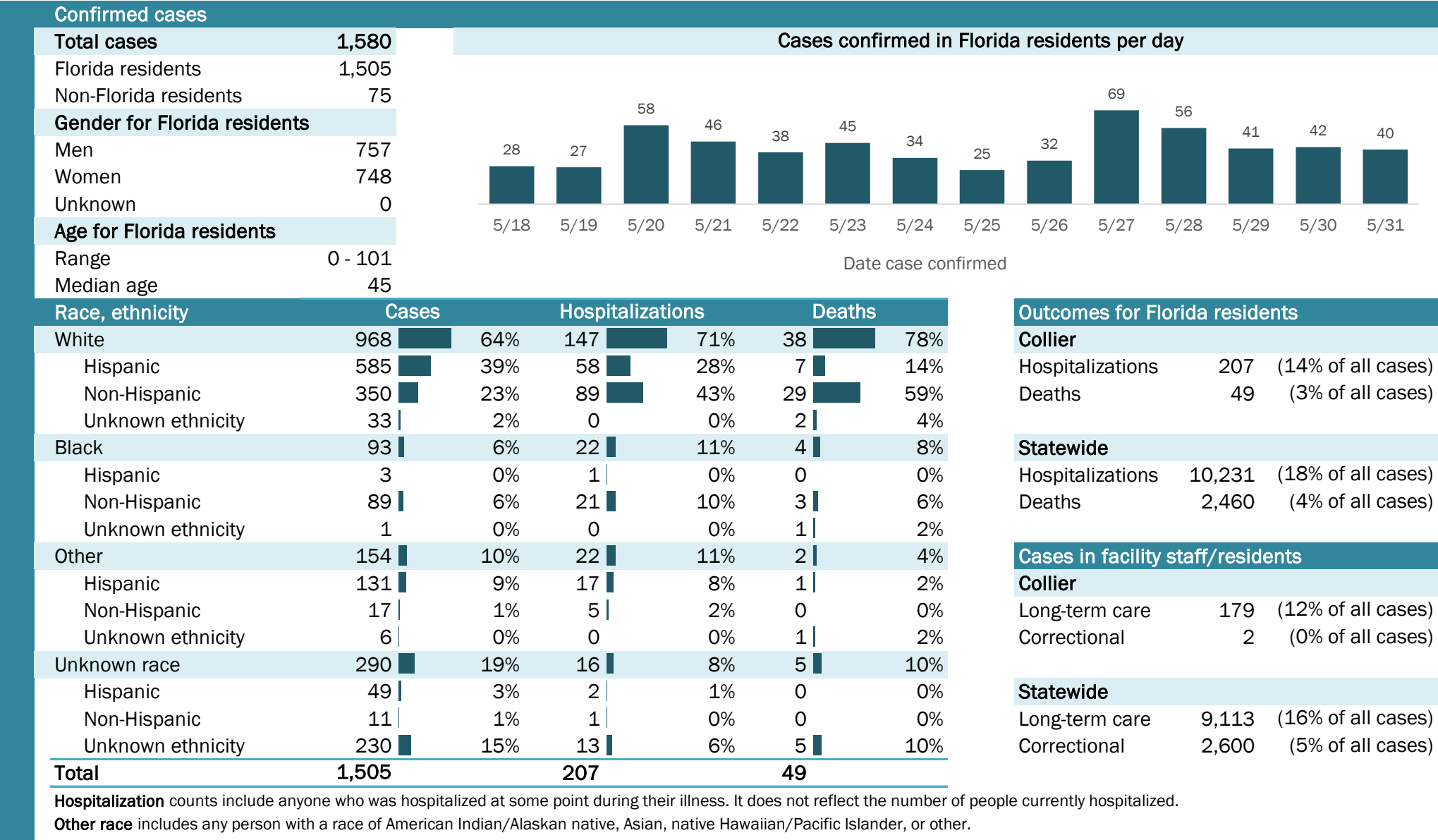


The Electronic Surveillance System for the Early Notification of Community-Based Epidemics (ESSENCE-FL) includes chief complaint data from 211 of 212 Florida EDs. Data are transmitted electronically to ESSENCE-FL daily or hourly.

Coronavirus: summary for Collier County

Data for Jun 1, 2020 (verified at 10 AM)

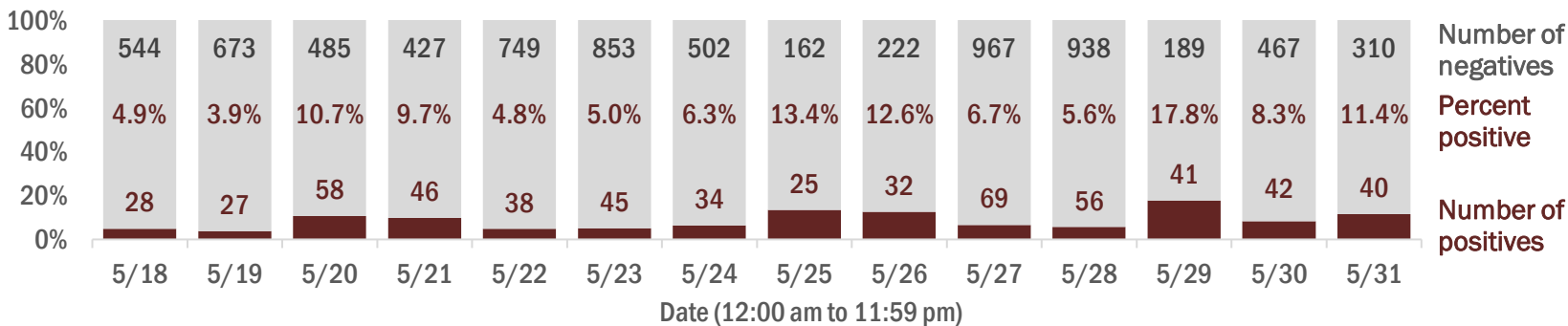
Data in this report are provisional and subject to change.



Laboratory testing for Florida residents and non-Florida residents over the past 2 weeks

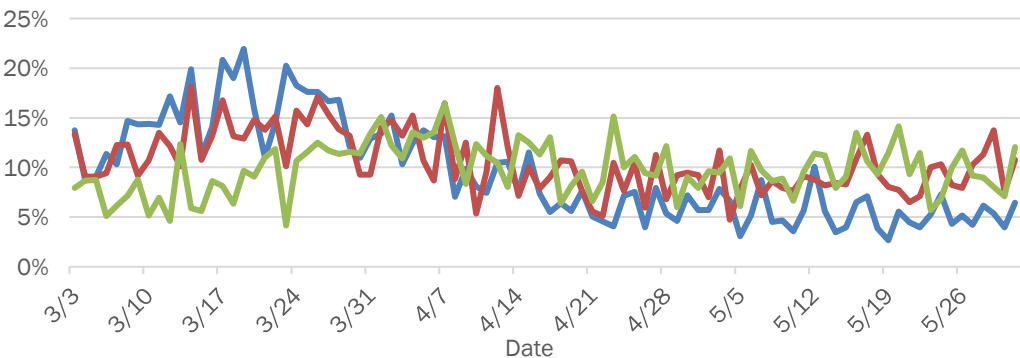
Number and percent of positive labs

These counts include the number of people for whom the department received laboratory results by day. This percent is the number of people who test positive for the first time divided by all the people tested that day, excluding people who have previously tested positive.

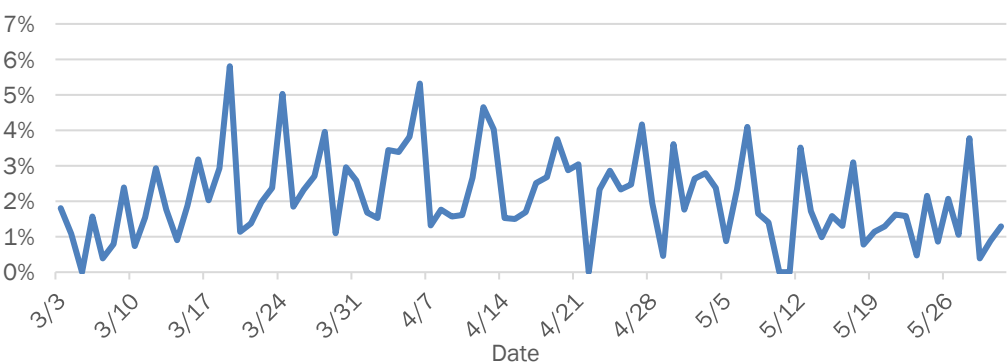


Emergency department (ED) chief complaint and admission data for Collier County

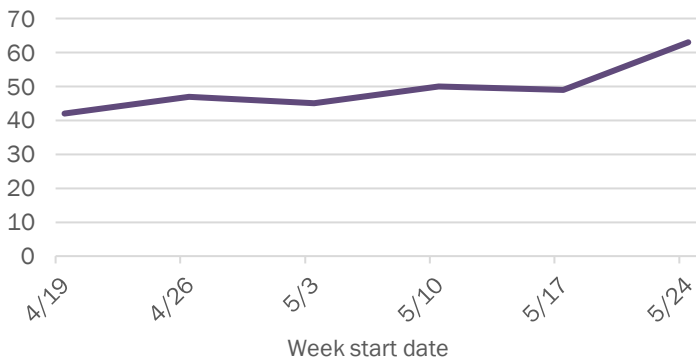
Daily percent of ED visits mentioning cough, fever, or shortness of breath



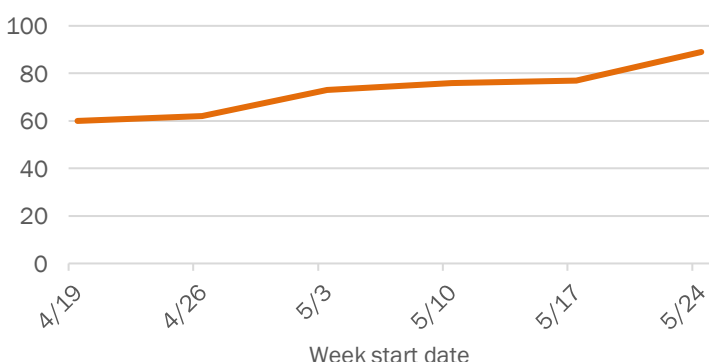
Daily percent of ED visits resulting in cough-associated admissions



Weekly count of ED visits for influenza-like illness



Weekly count of ED visits for COVID-like illness

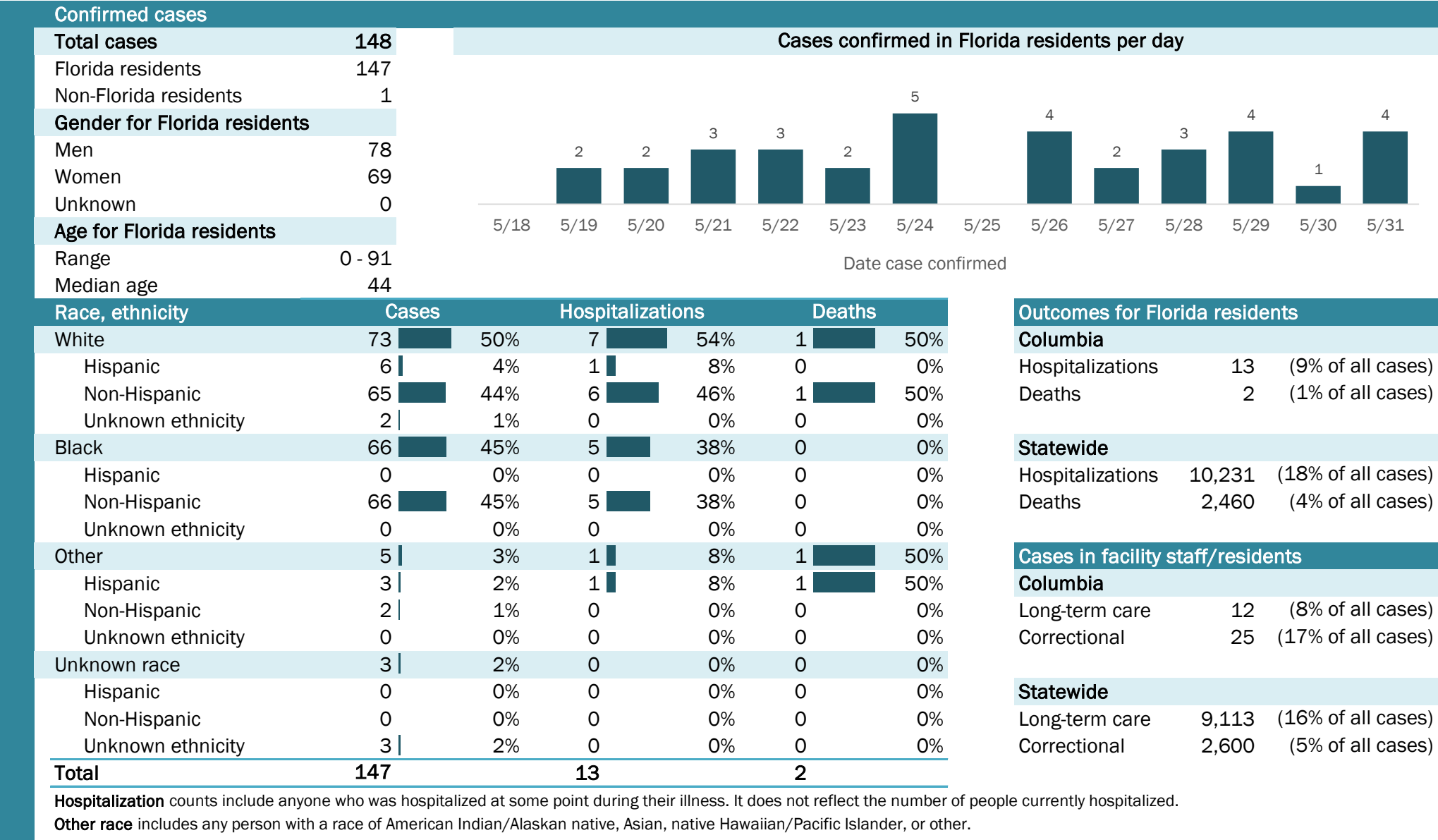


The Electronic Surveillance System for the Early Notification of Community-Based Epidemics (ESSENCE-FL) includes chief complaint data from 211 of 212 Florida EDs. Data are transmitted electronically to ESSENCE-FL daily or hourly.

Coronavirus: summary for Columbia County

Data for Jun 1, 2020 (verified at 10 AM)

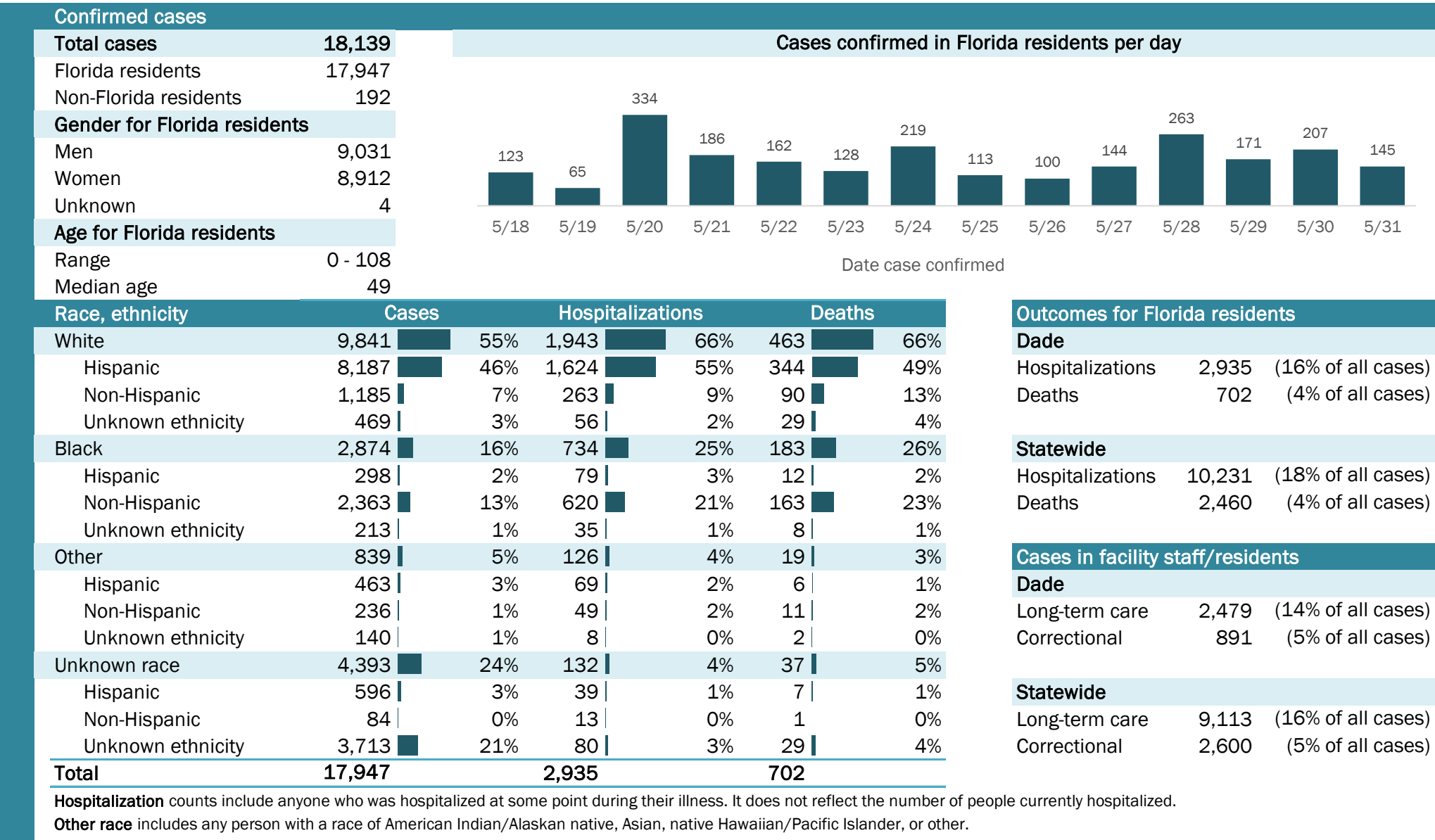
Data in this report are provisional and subject to change.



Coronavirus: summary for Dade County

Data for Jun 1, 2020 (verified at 10 AM)

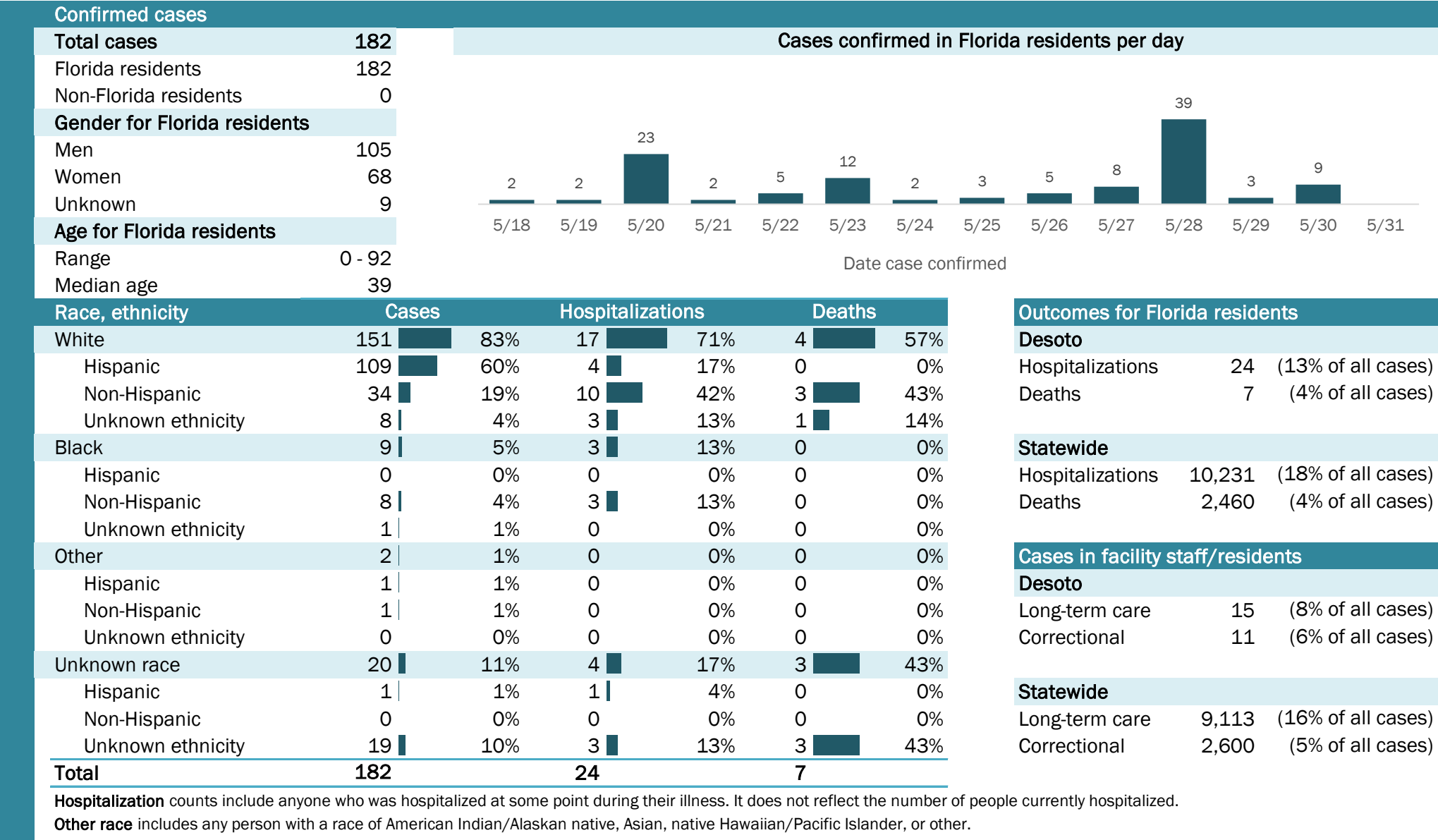
Data in this report are provisional and subject to change.



Coronavirus: summary for Desoto County

Data for Jun 1, 2020 (verified at 10 AM)

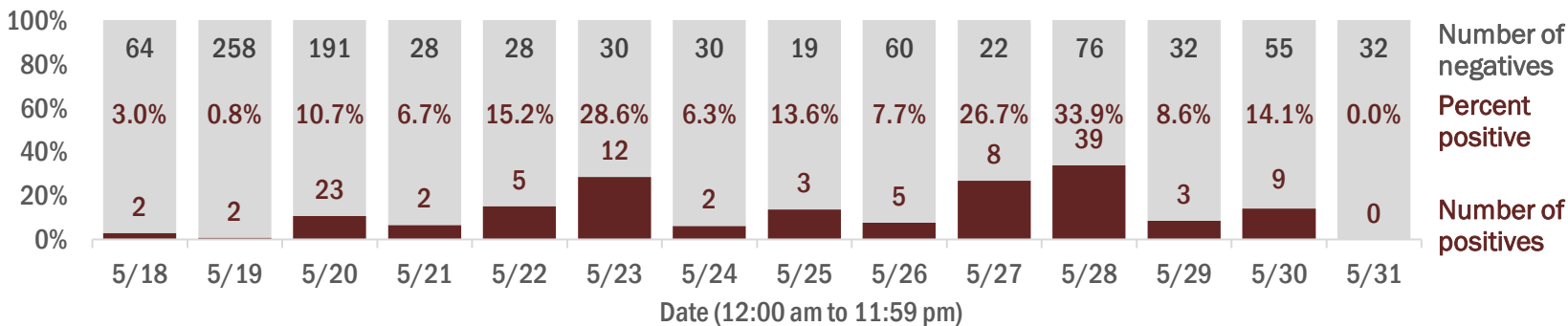
Data in this report are provisional and subject to change.



Laboratory testing for Florida residents and non-Florida residents over the past 2 weeks

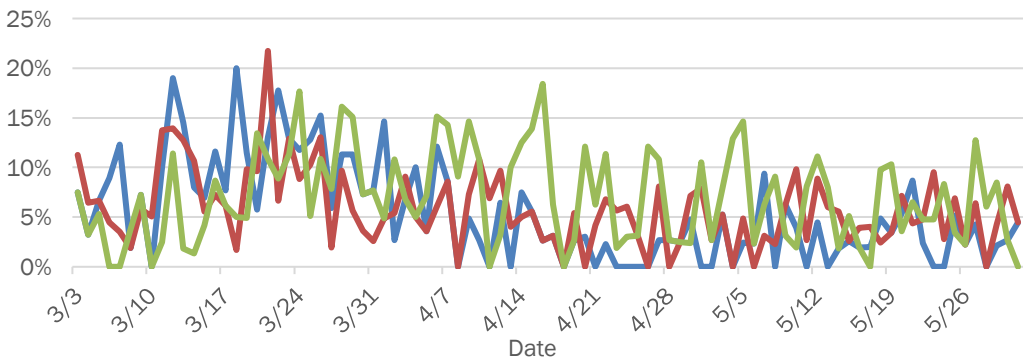
Number and percent of positive labs

These counts include the number of people for whom the department received laboratory results by day. This percent is the number of people who test positive for the first time divided by all the people tested that day, excluding people who have previously tested positive.

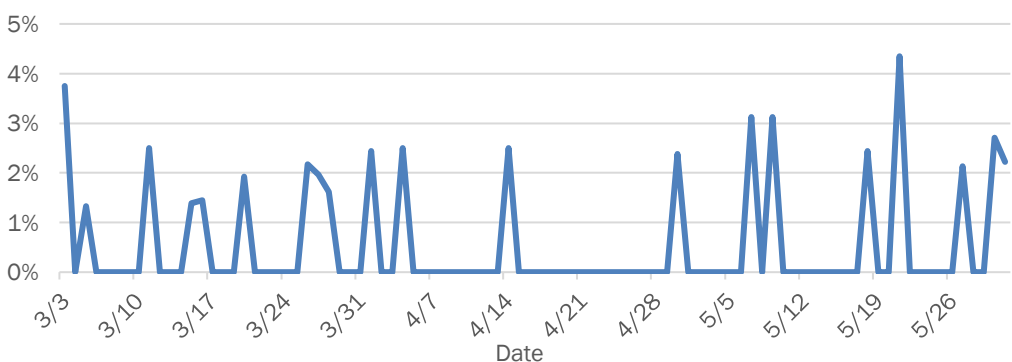


Emergency department (ED) chief complaint and admission data for Desoto County

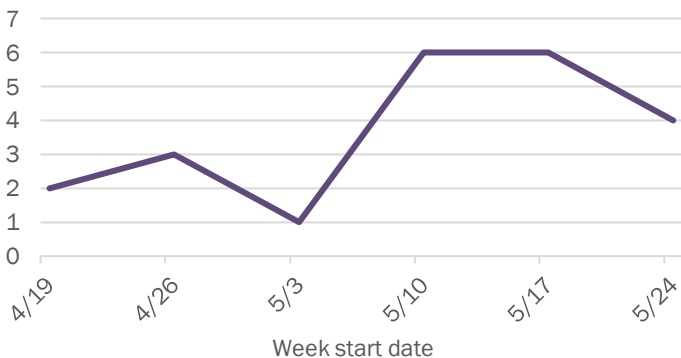
Daily percent of ED visits mentioning cough, fever, or shortness of breath



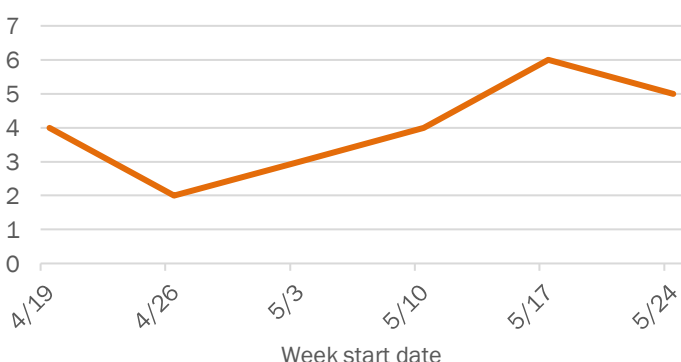
Daily percent of ED visits resulting in cough-associated admissions



Weekly count of ED vists for influenza-like illness



Weekly count of ED vists for COVID-like illness



The Electronic Surveillance System for the Early Notification of Community-Based Epidemics (ESSENCE-FL) includes chief complaint data from 211 of 212 Florida EDs. Data are transmitted electronically to ESSENCE-FL daily or hourly.

Coronavirus: summary for Dixie County

Data for Jun 1, 2020 (verified at 10 AM)

Data in this report are provisional and subject to change.

Confirmed cases

Total cases

54

Florida residents

54

Non-Florida residents

0

Gender for Florida residents

Men

29

Women

25

Unknown

0

Age for Florida residents

Range

6 - 91

Median age

49

Race, ethnicity

Cases

Hospitalizations

Deaths

White

39

72%

7

88%

2

100%

Hispanic

0

0%

0

0%

0

0%

Non-Hispanic

39

72%

7

88%

2

100%

Unknown ethnicity

0

0%

0

0%

0

0%

Black

11

20%

1

13%

0

0%

Hispanic

0

0%

0

0%

0

0%

Non-Hispanic

10

19%

1

13%

0

0%

Unknown ethnicity

1

2%

0

0%

0

0%

Other

1

2%

0

0%

0

0%

Hispanic

1

2%

0

0%

0

0%

Non-Hispanic

0

0%

0

0%

0

0%

Unknown ethnicity

0

0%

0

0%

0

0%

Unknown race

3

6%

0

0%

0

0%

Hispanic

0

0%

0

0%

0

0%

Non-Hispanic

0

0%

0

0%

0

0%

Unknown ethnicity

3

6%

0

0%

0

0%

Total

54

8

2

Cases confirmed in Florida residents per day

1

4

3

5

2

5

2

3

2

2

5/18

5/19

5/20

5/21

5/22

5/23

5/24

5/25

5/26

5/27

5/28

5/29

5/30

5/31

Date case confirmed

Outcomes for Florida residents

Dixie

Hospitalizations

8

(15% of all cases)

Deaths

2

(4% of all cases)

Statewide

Hospitalizations

10,231

(18% of all cases)

Deaths

2,460

(4% of all cases)

Cases in facility staff/residents

Dixie

Long-term care

5

(9% of all cases)

Correctional

1

(2% of all cases)

Statewide

Long-term care

9,113

(16% of all cases)

Correctional

2,600

(5% of all cases)

Hospitalization counts include anyone who was hospitalized at some point during their illness. It does not reflect the number of people currently hospitalized.

Other race includes any person with a race of American Indian/Alaskan native, Asian, native Hawaiian/Pacific Islander, or other.

Laboratory testing for Florida residents and non-Florida residents over the past 2 weeks

Number and percent of positive labs

These counts include the number of people for whom the department received laboratory results by day. This percent is the number of people who test positive for the first time divided by all the people tested that day, excluding people who have previously tested positive.

100%

80%

60%

40%

20%

0%

26

40

29

112

40

41

43

57

17

17

65

14

54

27

0.0%

2.4%

12.1%

2.6%

11.1%

4.7%

10.4%

0.0%

10.5%

0.0%

4.4%

0.0%

3.6%

6.9%

0

1

4

3

5

2

5

0

2

0

3

0

2

2

5/18

5/19

5/20

5/21

5/22

5/23

5/24

5/25

5/26

5/27

5/28

5/29

5/30

5/31

Date (12:00 am to 11:59 pm)

Number of negatives

Percent positive

Number of positives

Emergency department (ED) chief complaint and admission data for Dixie County

Daily percent of ED visits mentioning cough, fever, or shortness of breath

35%

30%

25%

20%

15%

10%

5%

0%

3/3

3/10

3/17

3/24

3/31

4/7

4/14

4/21

4/28

5/5

5/12

5/19

5/26

Date

Daily percent of ED visits resulting in cough-associated admissions

18%

16%

14%

12%

10%

8%

6%

4%

2%

0%

3/3

3/10

3/17

3/24

3/31

4/7

4/14

4/21

4/28

5/5

5/12

5/19

5/26

Date

Weekly count of ED vists for influenza-like illness

5

4

3

2

1

0

4/19

4/26

5/3

5/10

5/17

5/24

Week start date

Weekly count of ED vists for COVID-like illness

7

6

5

4

3

2

1

0

4/19

4/26

5/3

5/10

5/17

5/24

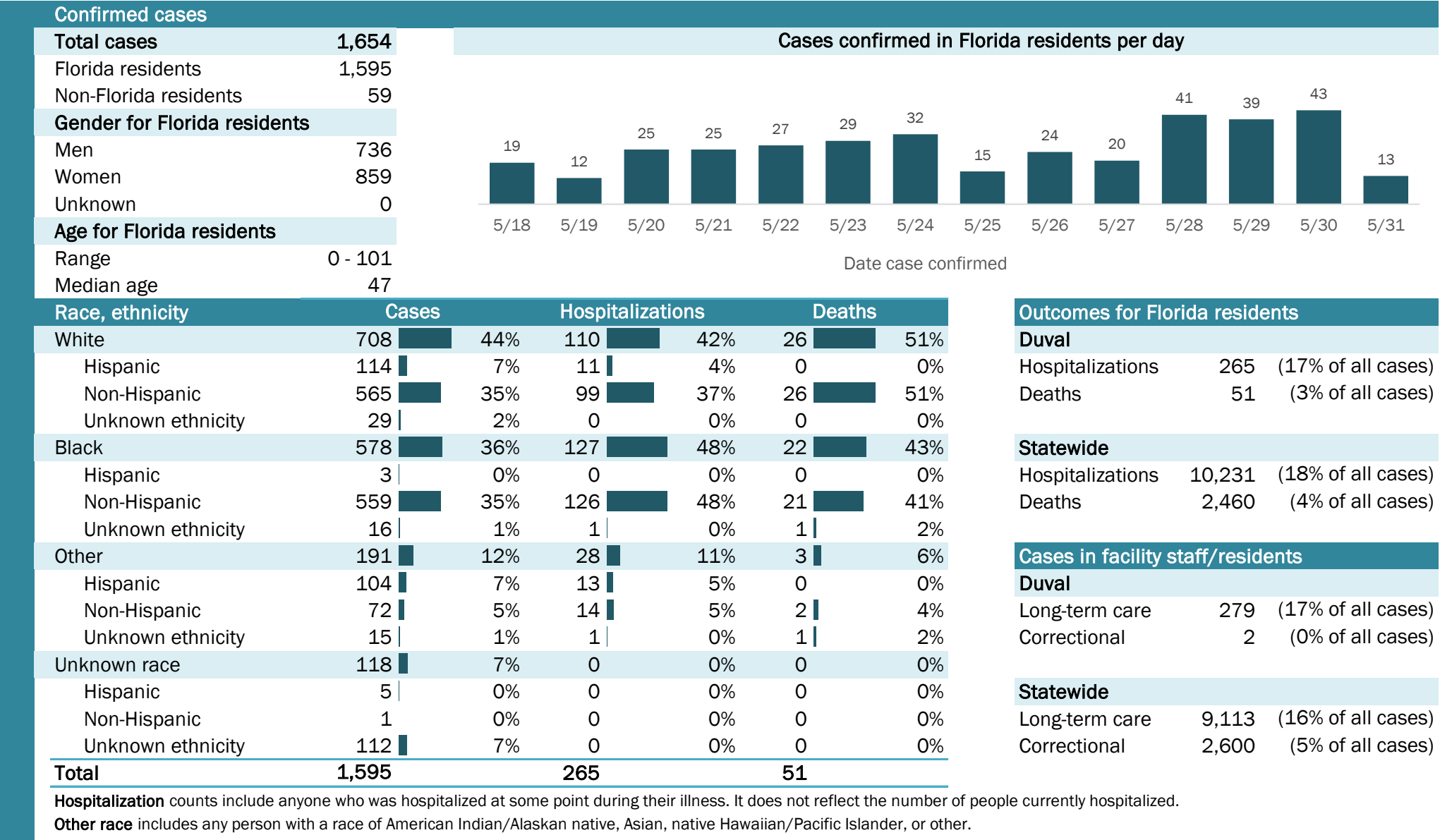
Week start date

The Electronic Surveillance System for the Early Notification of Community-Based Epidemics (ESSENCE-FL) includes chief complaint data from 211 of 212 Florida EDs. Data are transmitted electronically to ESSENCE-FL daily or hourly.

Coronavirus: summary for Duval County

Data for Jun 1, 2020 (verified at 10 AM)

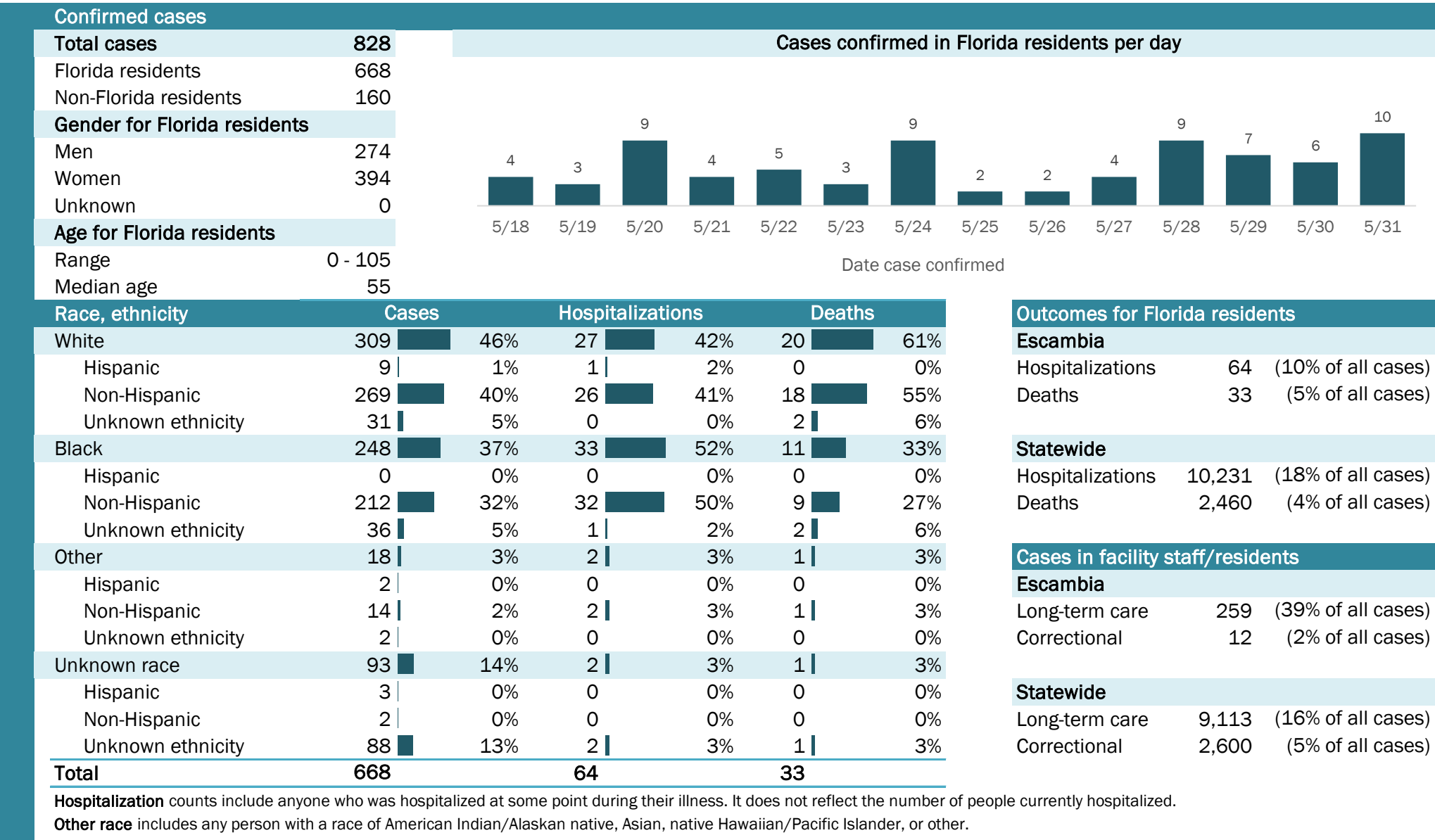
Data in this report are provisional and subject to change.



Coronavirus: summary for Escambia County

Data for Jun 1, 2020 (verified at 10 AM)

Data in this report are provisional and subject to change.



Coronavirus: summary for Flagler County

Data for Jun 1, 2020 (verified at 10 AM)

Data in this report are provisional and subject to change.

Confirmed cases

Total cases

189

Florida residents

184

Non-Florida residents

5

Gender for Florida residents

Men

76

Women

108

Unknown

0

Age for Florida residents

Range

5 - 94

Median age

55

Cases confirmed in Florida residents per day

2

5/18

2

5/19

3

5/20

1

5/21

0

5/22

2

5/23

2

5/24

0

5/25

1

5/26

1

5/27

3

5/28

2

5/29

5

5/30

0

5/31

Date case confirmed

Race, ethnicity	Cases	Hospitalizations	Deaths
White	111	14	4
Hispanic	16	2	1
Non-Hispanic	95	12	3
Unknown ethnicity	0	0	0
Black	26	3	0
Hispanic	0	0	0
Non-Hispanic	26	3	0
Unknown ethnicity	0	0	0
Other	40	3	0
Hispanic	7	1	0
Non-Hispanic	30	1	0
Unknown ethnicity	3	1	0
Unknown race	7	0	0
Hispanic	0	0	0
Non-Hispanic	1	0	0
Unknown ethnicity	6	0	0
Total	184	20	4

Hospitalization

counts include anyone who was hospitalized at some point during their illness. It does not reflect the number of people currently hospitalized.

Other race

includes any person with a race of American Indian/Alaskan native, Asian, native Hawaiian/Pacific Islander, or other.

Outcomes for Florida residents

Flagler

Hospitalizations

20

(11% of all cases)

Deaths

4

(2% of all cases)

Statewide

Hospitalizations

10,231

(18% of all cases)

Deaths

2,460

(4% of all cases)

Cases in facility staff/residents

Flagler

Long-term care

14

(8% of all cases)

Correctional

6

(3% of all cases)

Statewide

Long-term care

9,113

(16% of all cases)

Correctional

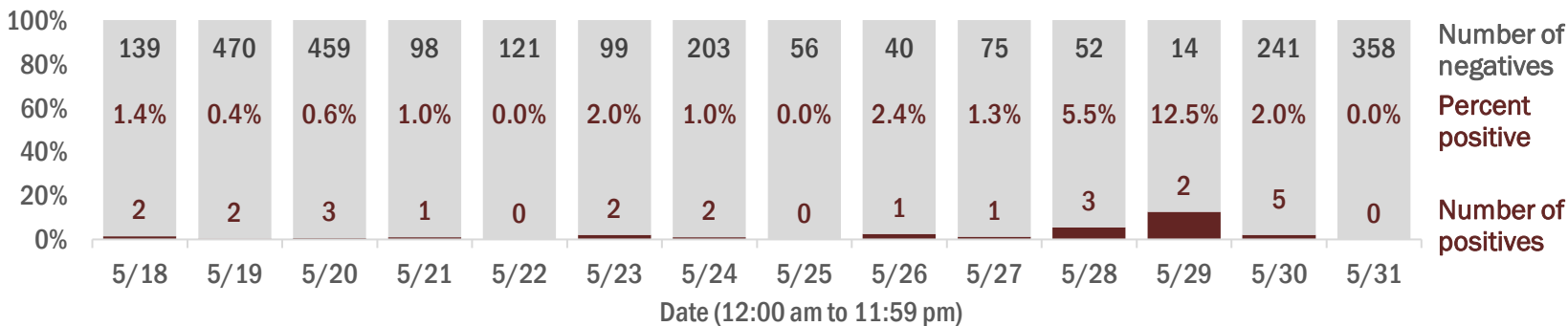
2,600

(5% of all cases)

Laboratory testing for Florida residents and non-Florida residents over the past 2 weeks

Number and percent of positive labs

These counts include the number of people for whom the department received laboratory results by day. This percent is the number of people who test positive for the first time divided by all the people tested that day, excluding people who have previously tested positive.



Number of negatives

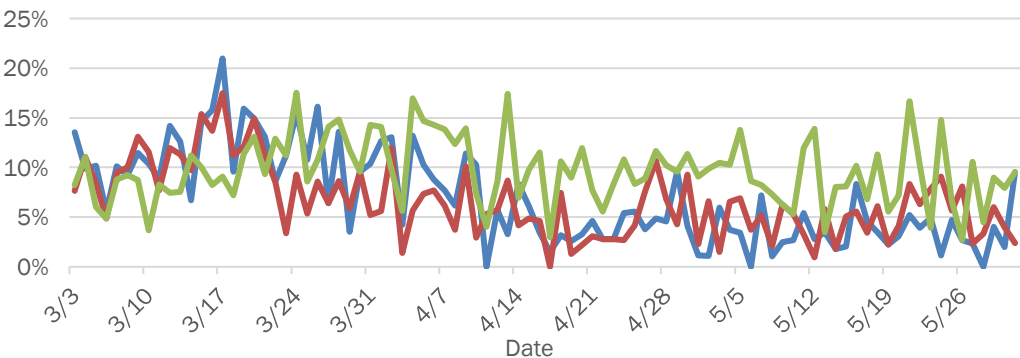
Percent positive

Number of positives

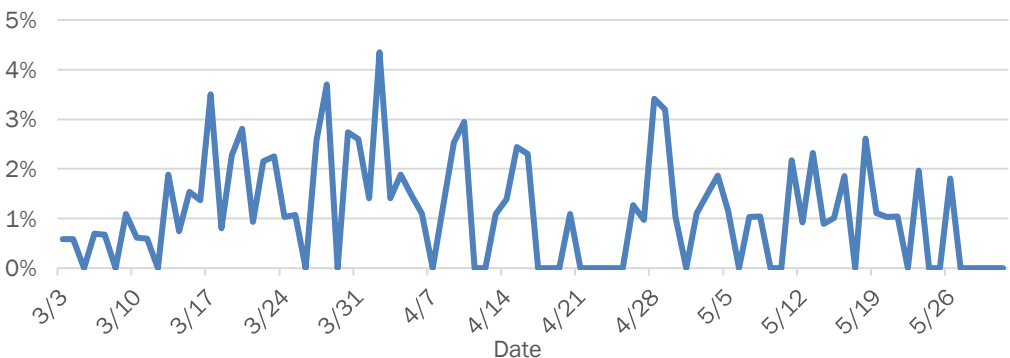
Date (12:00 am to 11:59 pm)

Emergency department (ED) chief complaint and admission data for Flagler County

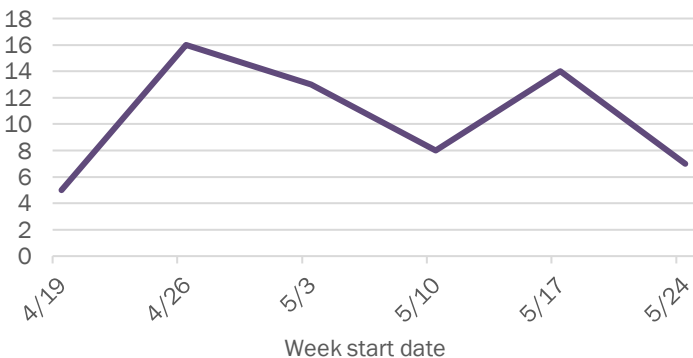
Daily percent of ED visits mentioning cough, fever, or shortness of breath



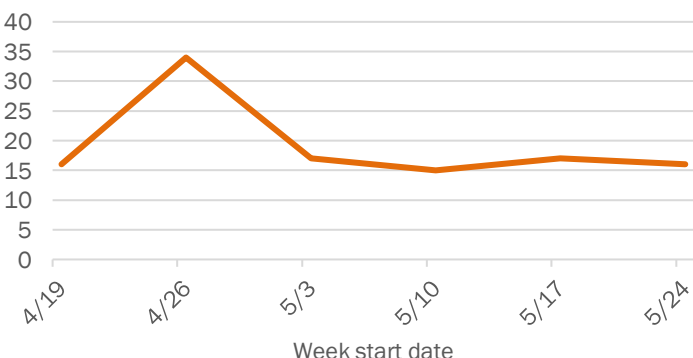
Daily percent of ED visits resulting in cough-associated admissions



Weekly count of ED vists for influenza-like illness



Weekly count of ED vists for COVID-like illness



The Electronic Surveillance System for the Early Notification of Community-Based Epidemics (ESSENCE-FL) includes chief complaint data from 211 of 212 Florida EDs. Data are transmitted electronically to ESSENCE-FL daily or hourly.

Coronavirus: summary for Franklin County

Data for Jun 1, 2020 (verified at 10 AM)

Data in this report are provisional and subject to change.

Confirmed cases			Cases confirmed in Florida residents per day													
Total cases	2															
Florida residents	1															
Non-Florida residents	1															
Gender for Florida residents																
Men	0															
Women	1															
Unknown	0															
Age for Florida residents			5/18	5/19	5/20	5/21	5/22	5/23	5/24	5/25	5/26	5/27	5/28	5/29	5/30	5/31
Range	60 - 60		Date case confirmed													
Median age	60															
Race, ethnicity		Cases	Hospitalizations			Deaths			Outcomes for Florida residents							
White		1	<div></div> 100%	0	N/A	0	N/A	Franklin								
Hispanic		0	0%	0	N/A	0	N/A	Hospitalizations 0 (0% of all cases)								
Non-Hispanic		1	<div></div> 100%	0	N/A	0	N/A	Deaths 0 (0% of all cases)								
Unknown ethnicity		0	0%	0	N/A	0	N/A									
Black		0	0%	0	N/A	0	N/A	Statewide								
Hispanic		0	0%	0	N/A	0	N/A	Hospitalizations 10,231 (18% of all cases)								
Non-Hispanic		0	0%	0	N/A	0	N/A	Deaths 2,460 (4% of all cases)								
Unknown ethnicity		0	0%	0	N/A	0	N/A									
Other		0	0%	0	N/A	0	N/A	Cases in facility staff/residents								
Hispanic		0	0%	0	N/A	0	N/A	Franklin								
Non-Hispanic		0	0%	0	N/A	0	N/A	Long-term care 0 (0% of all cases)								
Unknown ethnicity		0	0%	0	N/A	0	N/A	Correctional 0 (0% of all cases)								
Unknown race		0	0%	0	N/A	0	N/A	Statewide								
Hispanic		0	0%	0	N/A	0	N/A	Long-term care 9,113 (16% of all cases)								
Non-Hispanic		0	0%	0	N/A	0	N/A	Correctional 2,600 (5% of all cases)								
Unknown ethnicity		0	0%	0	N/A	0	N/A									
Total	1		0			0										

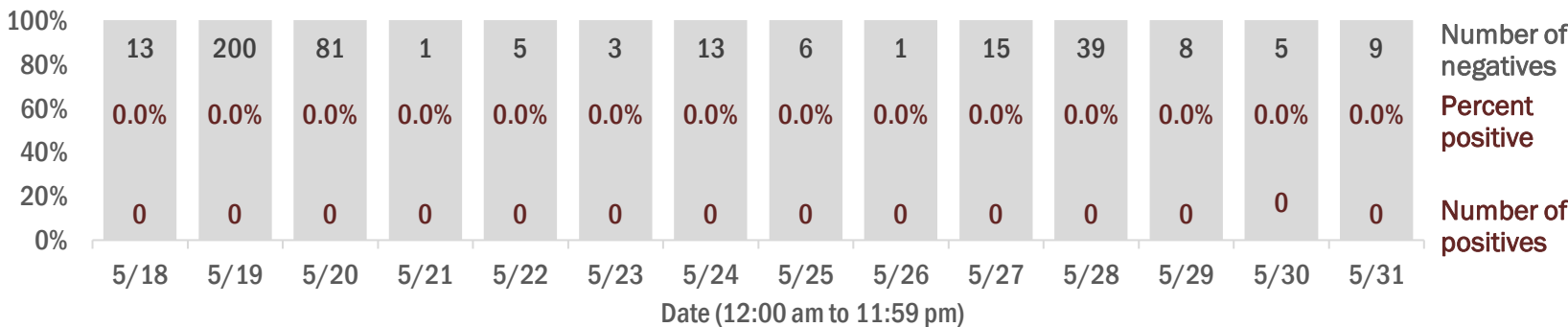
Hospitalization counts include anyone who was hospitalized at some point during their illness. It does not reflect the number of people currently hospitalized.

Other race includes any person with a race of American Indian/Alaskan native, Asian, native Hawaiian/Pacific Islander, or other.

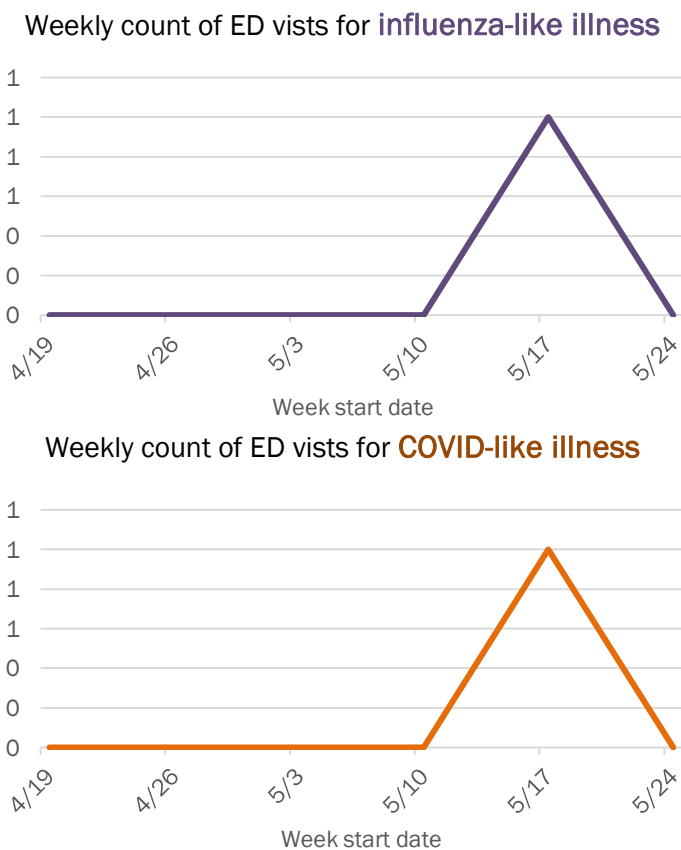
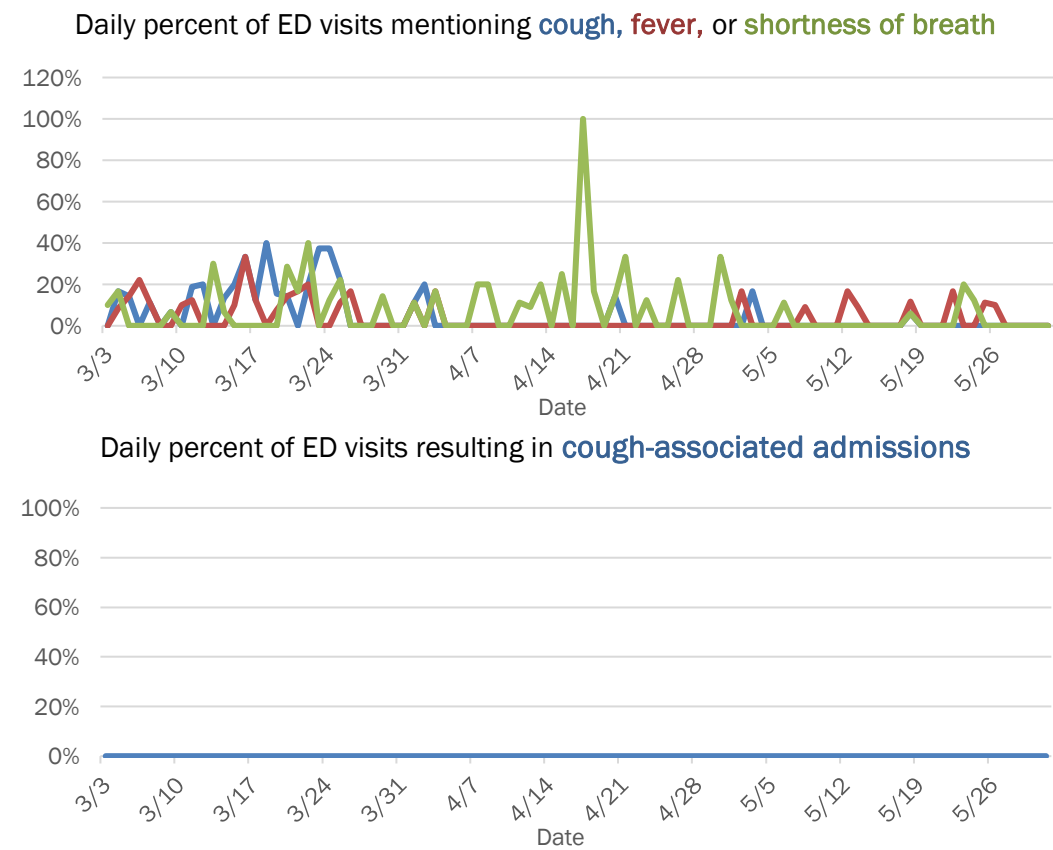
Laboratory testing for Florida residents and non-Florida residents over the past 2 weeks

Number and percent of positive labs

These counts include the number of people for whom the department received laboratory results by day. This percent is the number of people who test positive for the first time divided by all the people tested that day, excluding people who have previously tested positive.



Emergency department (ED) chief complaint and admission data for Franklin County

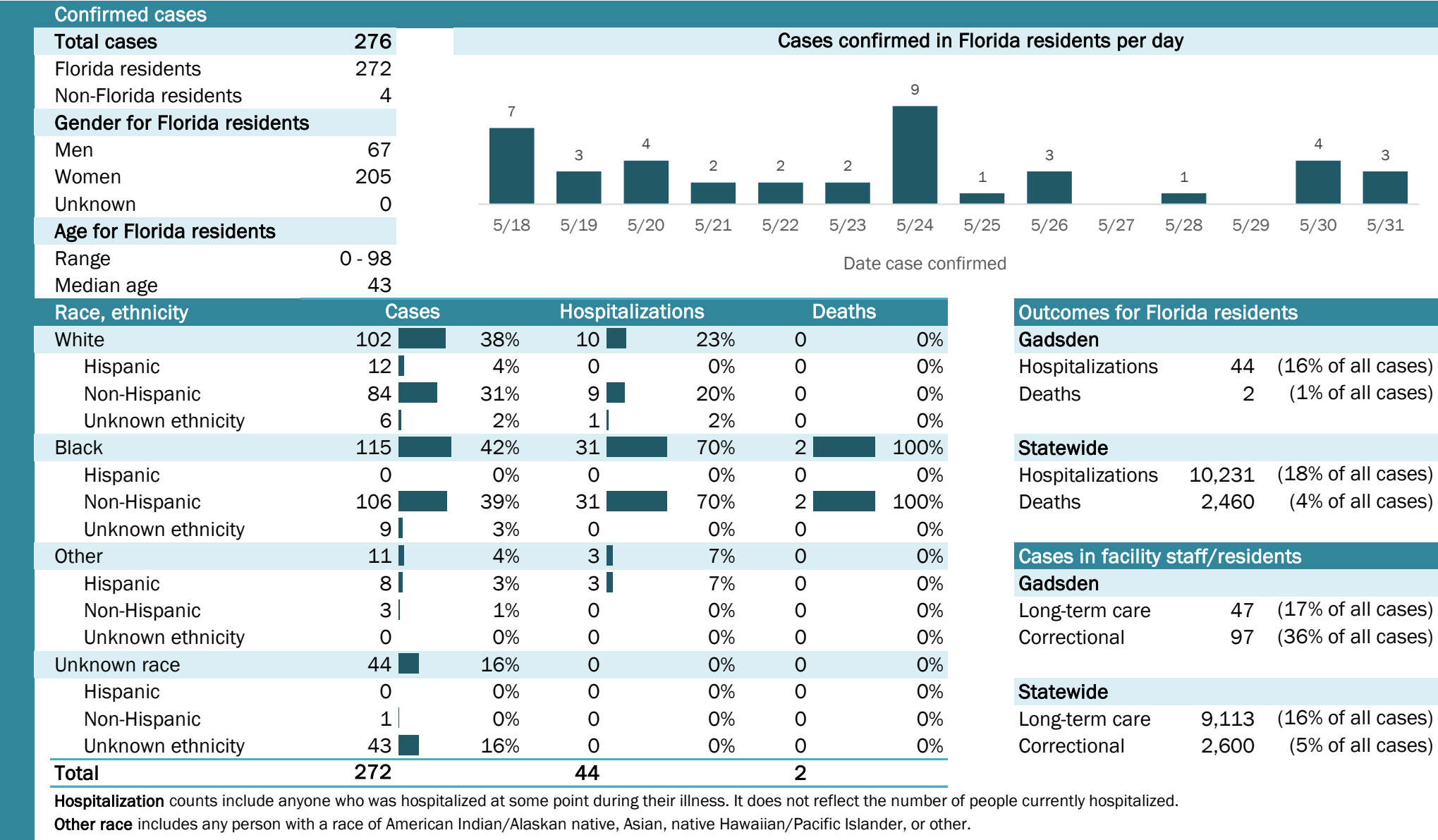


The Electronic Surveillance System for the Early Notification of Community-Based Epidemics (ESSENCE-FL) includes chief complaint data from 211 of 212 Florida EDs. Data are transmitted electronically to ESSENCE-FL daily or hourly.

Coronavirus: summary for Gadsden County

Data for Jun 1, 2020 (verified at 10 AM)

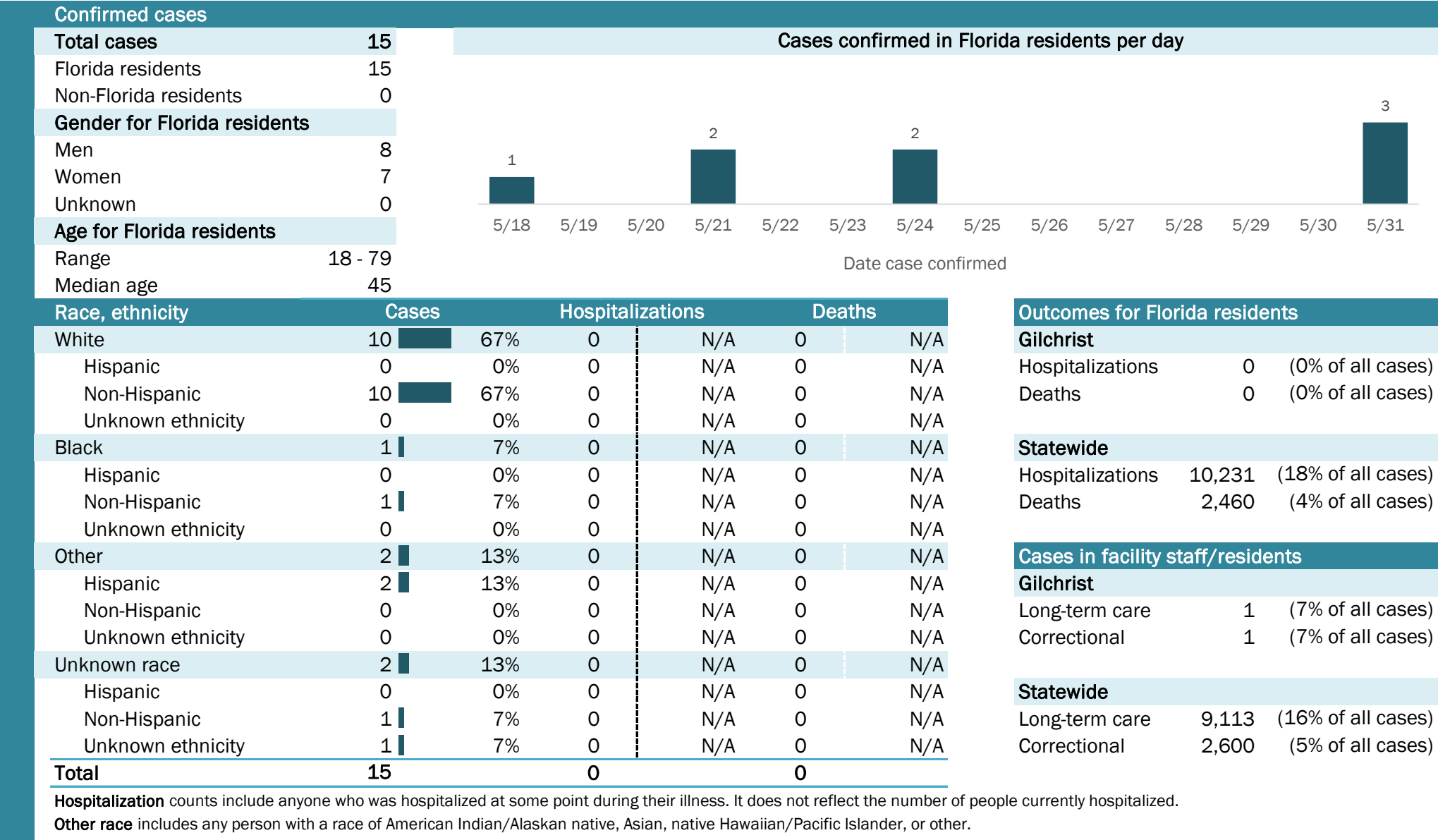
Data in this report are provisional and subject to change.



Coronavirus: summary for Gilchrist County

Data for Jun 1, 2020 (verified at 10 AM)

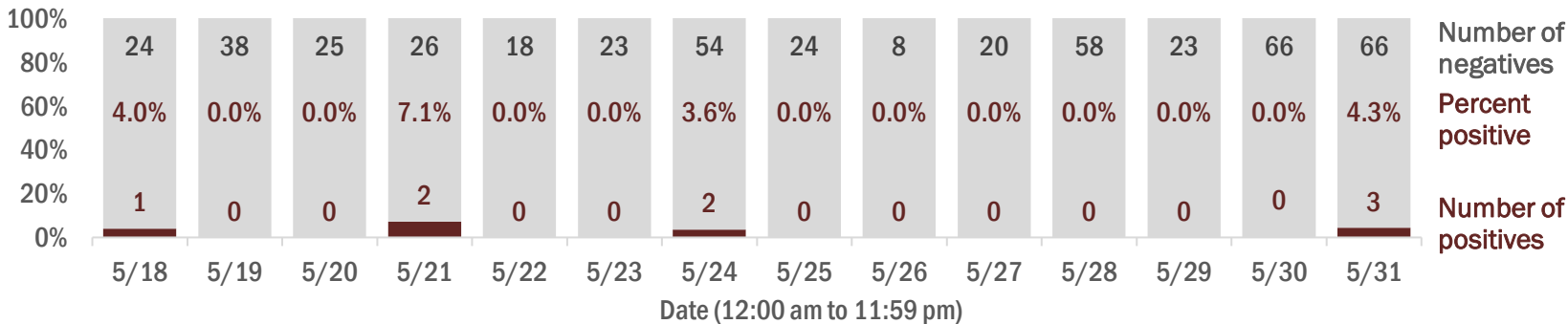
Data in this report are provisional and subject to change.



Laboratory testing for Florida residents and non-Florida residents over the past 2 weeks

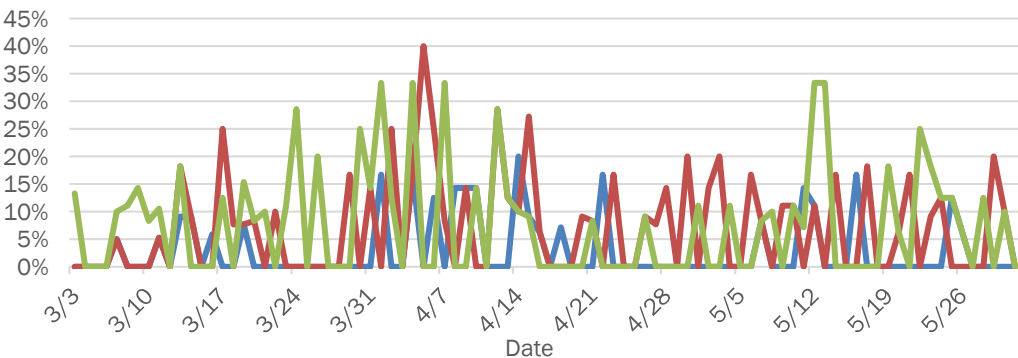
Number and percent of positive labs

These counts include the number of people for whom the department received laboratory results by day. This percent is the number of people who test positive for the first time divided by all the people tested that day, excluding people who have previously tested positive.

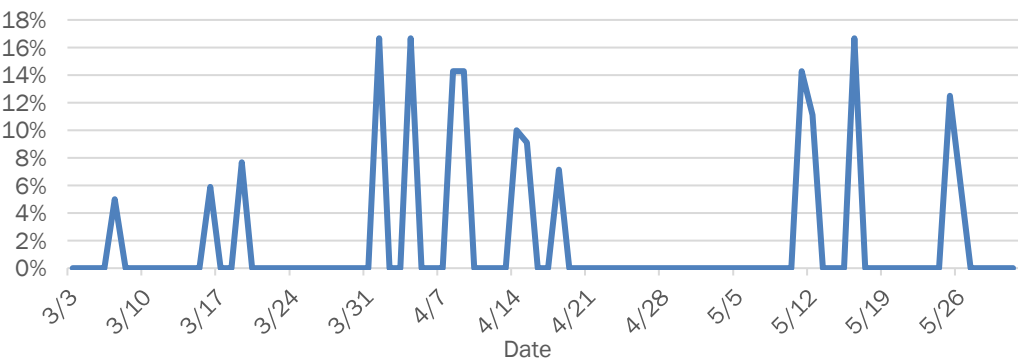


Emergency department (ED) chief complaint and admission data for Gilchrist County

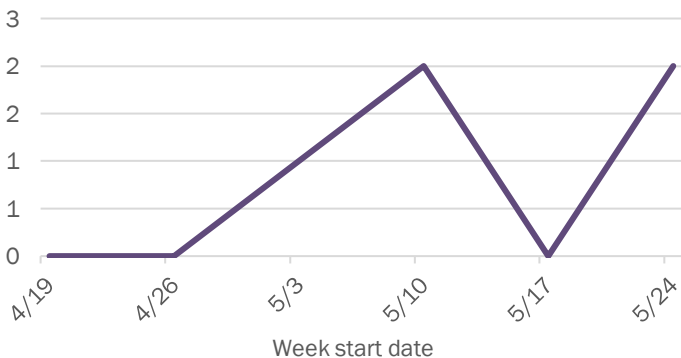
Daily percent of ED visits mentioning cough, fever, or shortness of breath



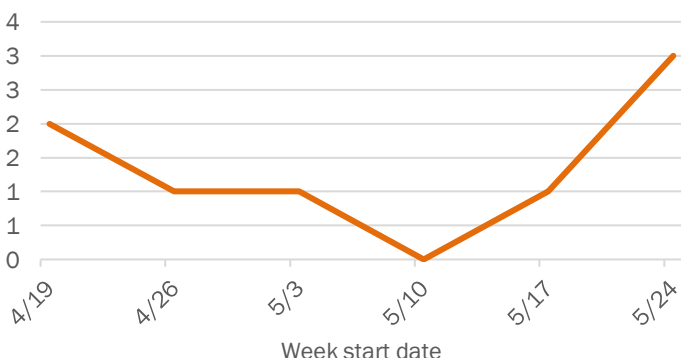
Daily percent of ED visits resulting in cough-associated admissions



Weekly count of ED vists for influenza-like illness



Weekly count of ED vists for COVID-like illness

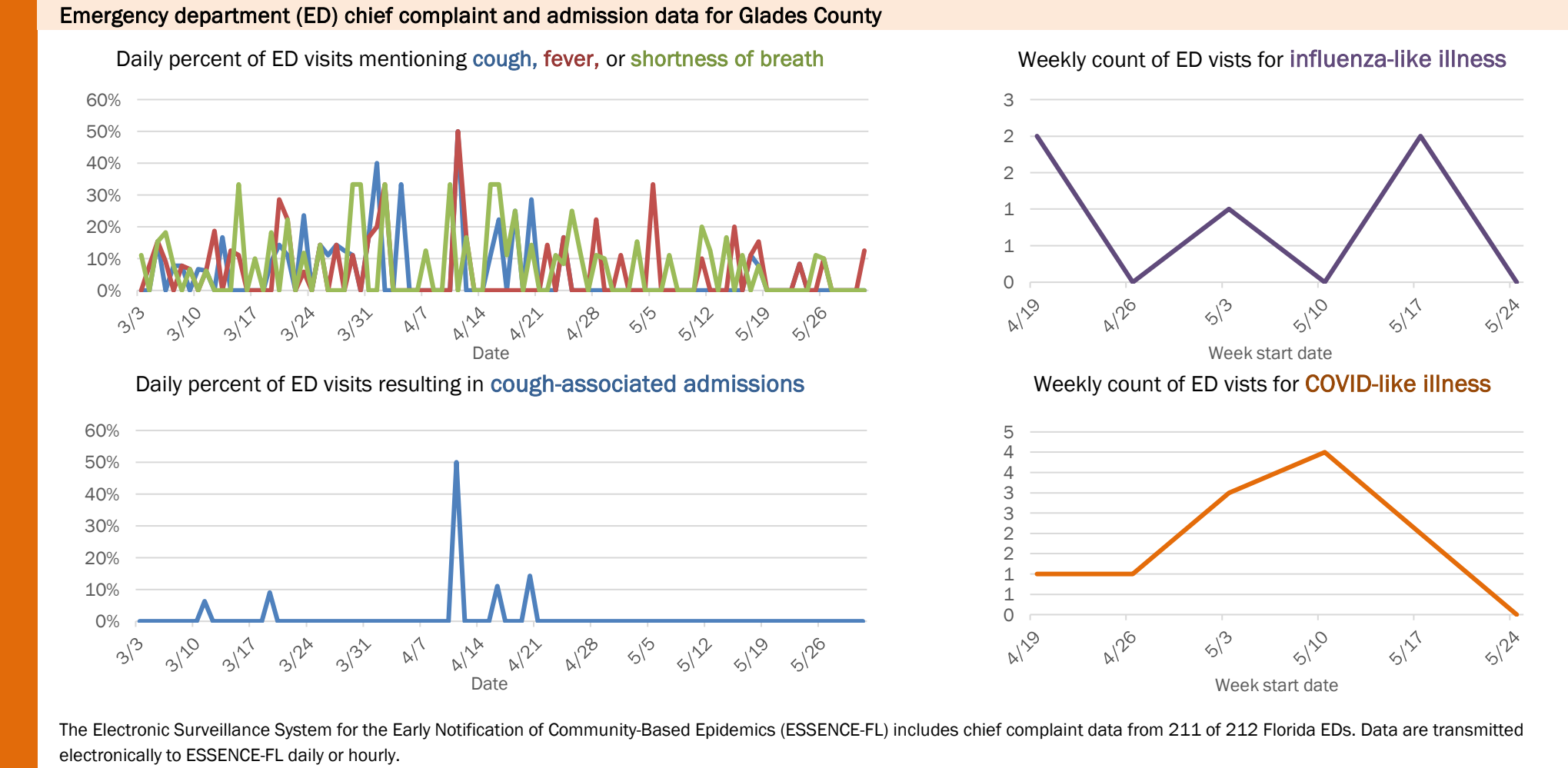
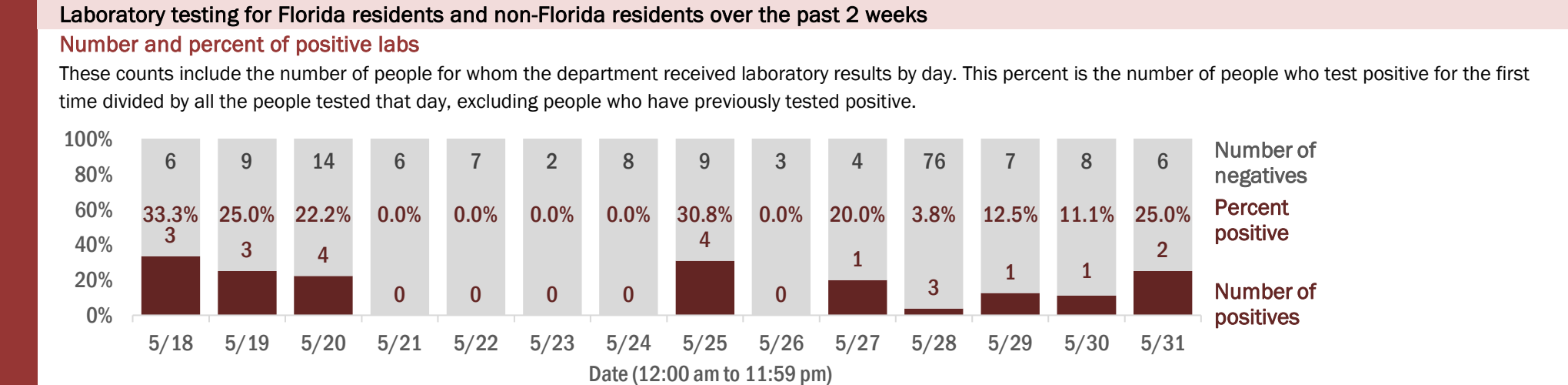
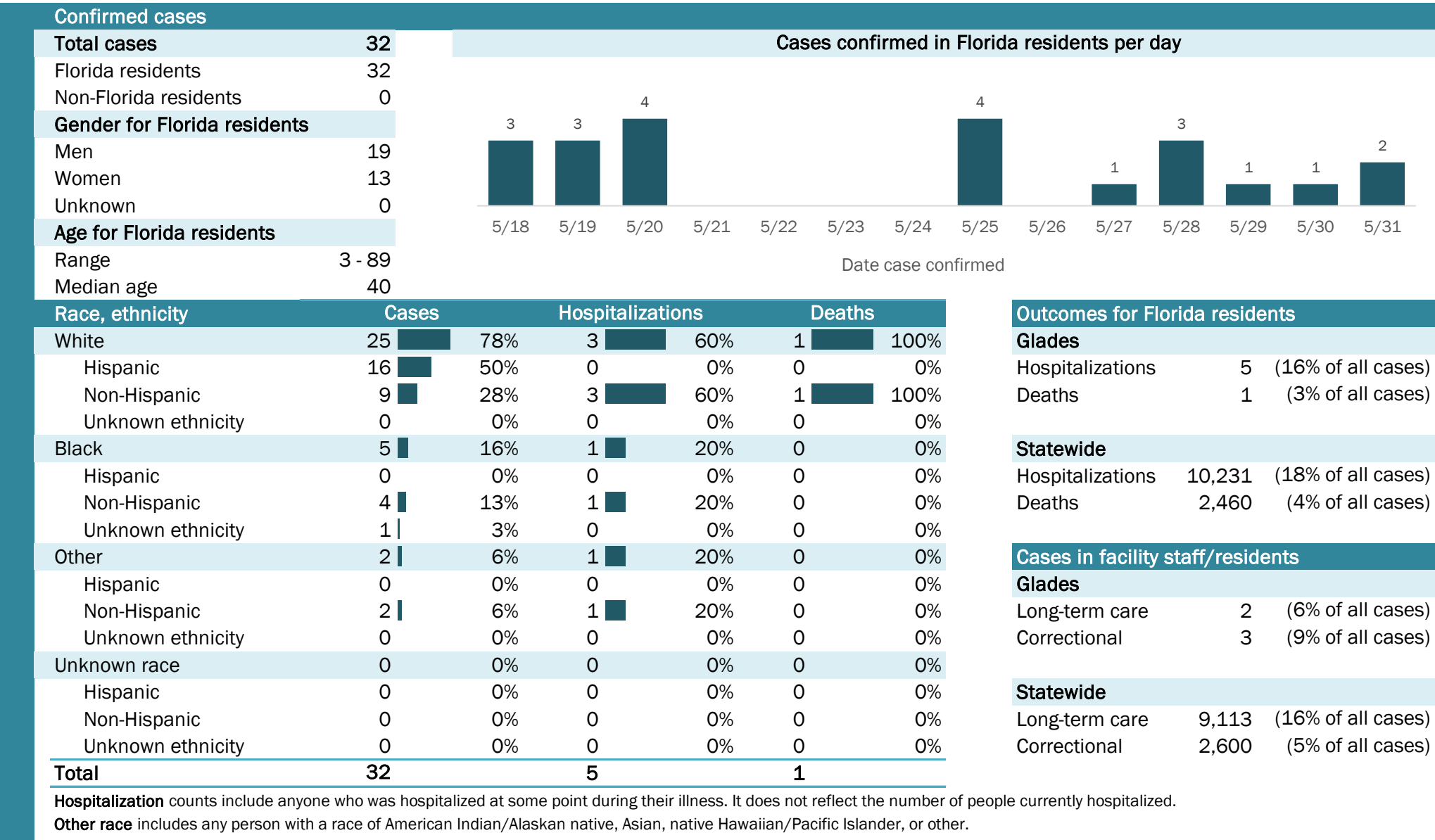


The Electronic Surveillance System for the Early Notification of Community-Based Epidemics (ESSENCE-FL) includes chief complaint data from 211 of 212 Florida EDs. Data are transmitted electronically to ESSENCE-FL daily or hourly.

Coronavirus: summary for Glades County

Data for Jun 1, 2020 (verified at 10 AM)

Data in this report are provisional and subject to change.



The Electronic Surveillance System for the Early Notification of Community-Based Epidemics (ESSENCE-FL) includes chief complaint data from 211 of 212 Florida EDs. Data are transmitted electronically to ESSENCE-FL daily or hourly.

Coronavirus: summary for Gulf County

Data for Jun 1, 2020 (verified at 10 AM)

Data in this report are provisional and subject to change.

Confirmed cases			Cases confirmed in Florida residents per day													
Total cases	1															
Florida residents	1															
Non-Florida residents	0															
Gender for Florida residents																
Men	0															
Women	1															
Unknown	0															
Age for Florida residents			5/18	5/19	5/20	5/21	5/22	5/23	5/24	5/25	5/26	5/27	5/28	5/29	5/30	5/31
Range	42 - 42		Date case confirmed													
Median age	42															
Race, ethnicity		Cases	Hospitalizations				Deaths				Outcomes for Florida residents					
White	1	<div><div></div></div> 100%	0		N/A	0		N/A	0		Gulf					
Hispanic	0	<div><div></div></div> 0%	0		N/A	0		N/A	0		Hospitalizations 0 (0% of all cases)					
Non-Hispanic	1	<div><div></div></div> 100%	0		N/A	0		N/A	0		Deaths 0 (0% of all cases)					
Unknown ethnicity	0	<div><div></div></div> 0%	0		N/A	0		N/A	0							
Black	0	<div><div></div></div> 0%	0		N/A	0		N/A	0		Statewide					
Hispanic	0	<div><div></div></div> 0%	0		N/A	0		N/A	0		Hospitalizations 10,231 (18% of all cases)					
Non-Hispanic	0	<div><div></div></div> 0%	0		N/A	0		N/A	0		Deaths 2,460 (4% of all cases)					
Unknown ethnicity	0	<div><div></div></div> 0%	0		N/A	0		N/A	0							
Other	0	<div><div></div></div> 0%	0		N/A	0		N/A	0		Cases in facility staff/residents					
Hispanic	0	<div><div></div></div> 0%	0		N/A	0		N/A	0		Gulf					
Non-Hispanic	0	<div><div></div></div> 0%	0		N/A	0		N/A	0		Long-term care 0 (0% of all cases)					
Unknown ethnicity	0	<div><div></div></div> 0%	0		N/A	0		N/A	0		Correctional 0 (0% of all cases)					
Unknown race	0	<div><div></div></div> 0%	0		N/A	0		N/A	0		Statewide					
Hispanic	0	<div><div></div></div> 0%	0		N/A	0		N/A	0		Long-term care 9,113 (16% of all cases)					
Non-Hispanic	0	<div><div></div></div> 0%	0		N/A	0		N/A	0		Correctional 2,600 (5% of all cases)					
Unknown ethnicity	0	<div><div></div></div> 0%	0		N/A	0		N/A	0							
Total	1		0			0			0							

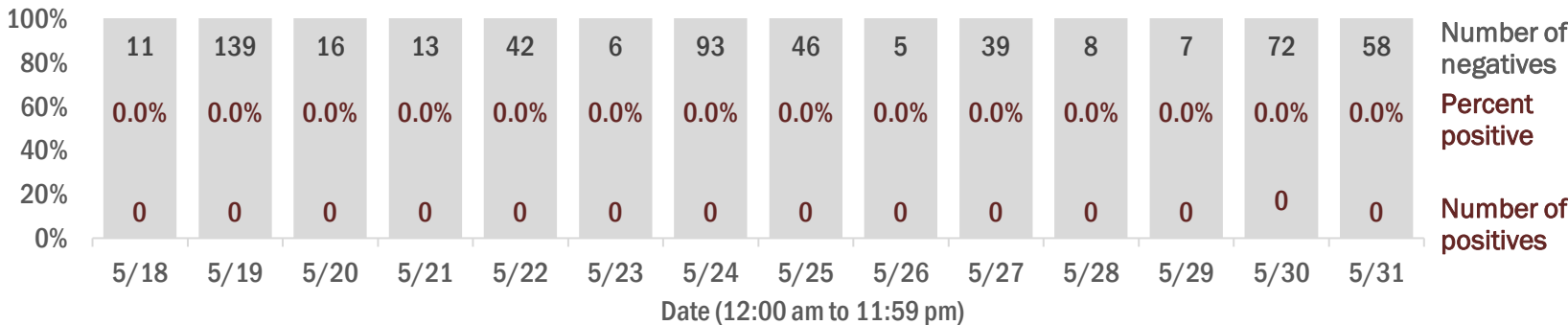
Hospitalization counts include anyone who was hospitalized at some point during their illness. It does not reflect the number of people currently hospitalized.

Other race includes any person with a race of American Indian/Alaskan native, Asian, native Hawaiian/Pacific Islander, or other.

Laboratory testing for Florida residents and non-Florida residents over the past 2 weeks

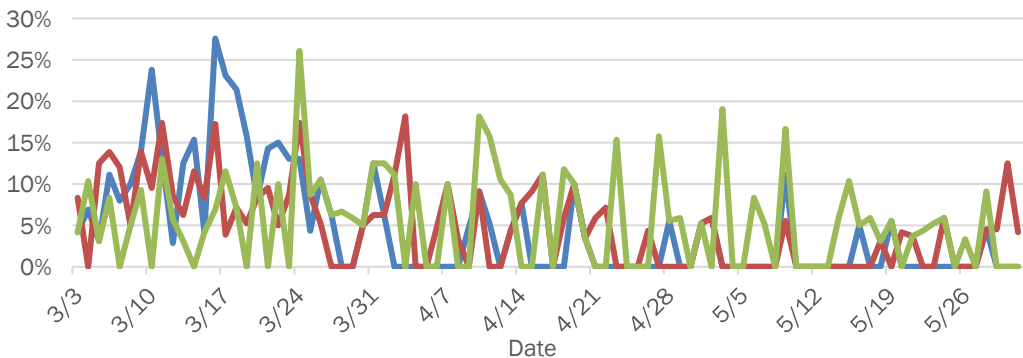
Number and percent of positive labs

These counts include the number of people for whom the department received laboratory results by day. This percent is the number of people who test positive for the first time divided by all the people tested that day, excluding people who have previously tested positive.

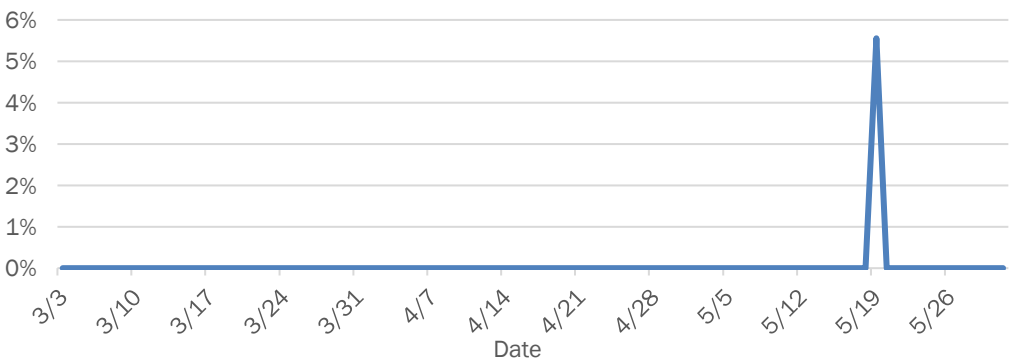


Emergency department (ED) chief complaint and admission data for Gulf County

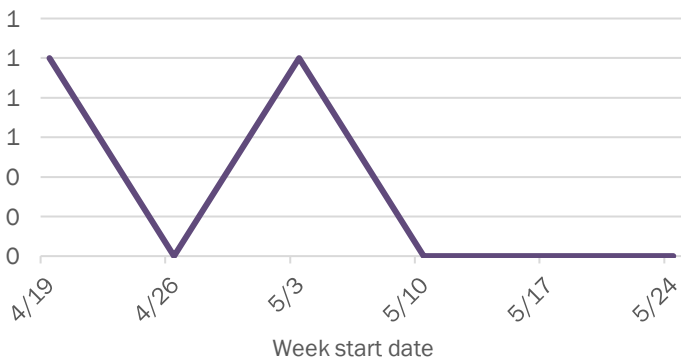
Daily percent of ED visits mentioning cough, fever, or shortness of breath



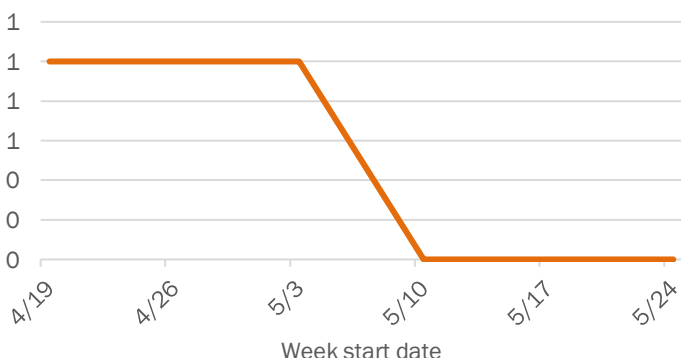
Daily percent of ED visits resulting in cough-associated admissions



Weekly count of ED vists for influenza-like illness



Weekly count of ED vists for COVID-like illness

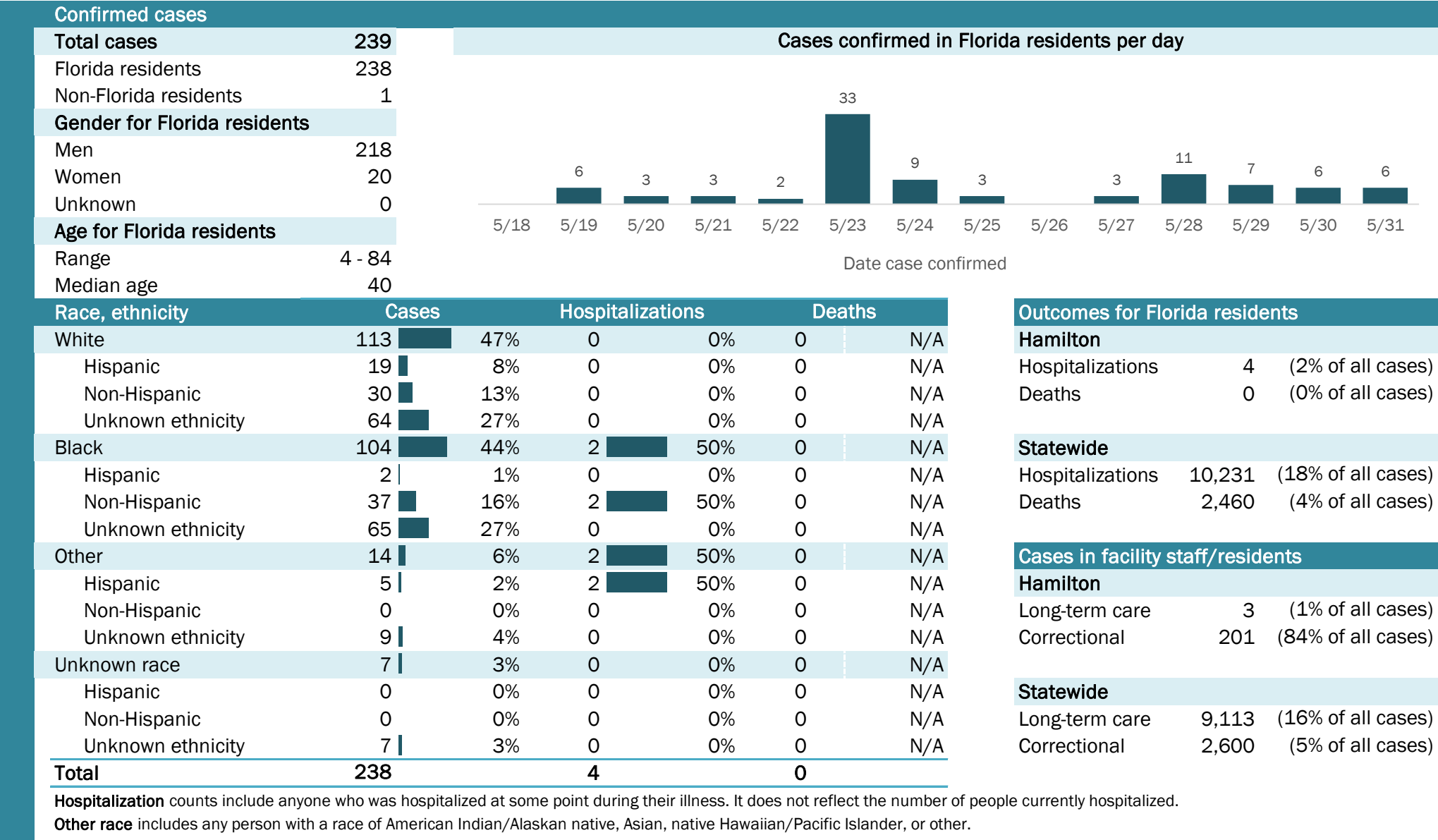


The Electronic Surveillance System for the Early Notification of Community-Based Epidemics (ESSENCE-FL) includes chief complaint data from 211 of 212 Florida EDs. Data are transmitted electronically to ESSENCE-FL daily or hourly.

Coronavirus: summary for Hamilton County

Data for Jun 1, 2020 (verified at 10 AM)

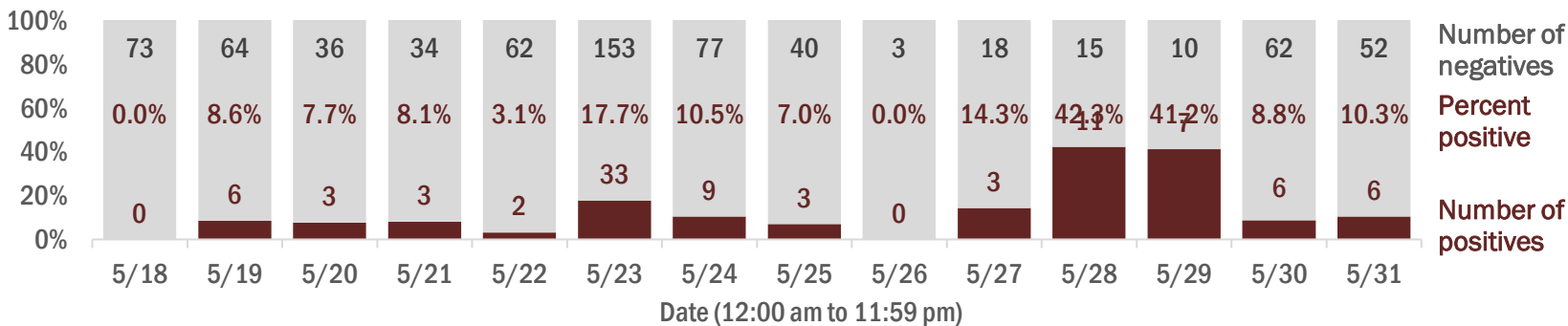
Data in this report are provisional and subject to change.



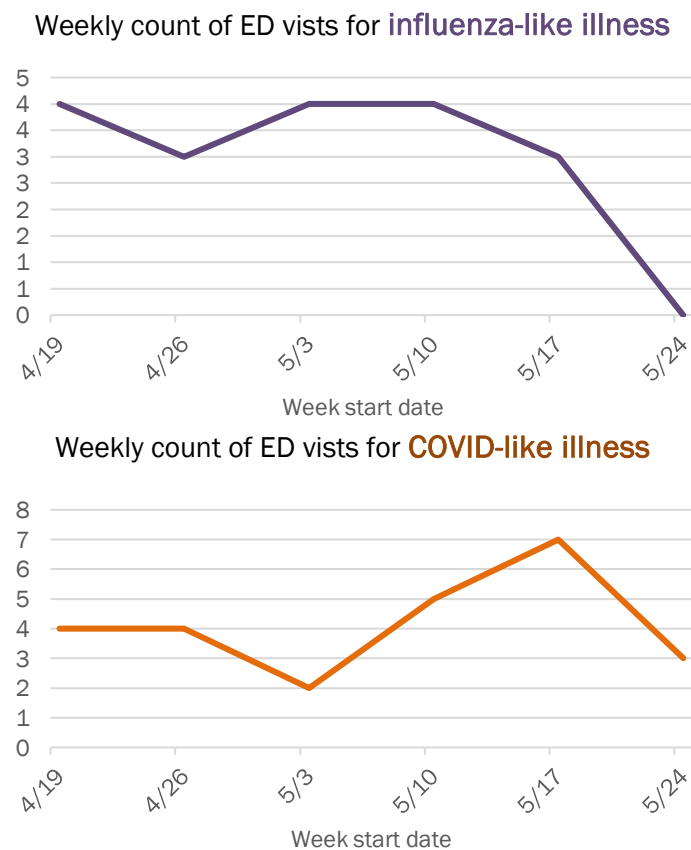
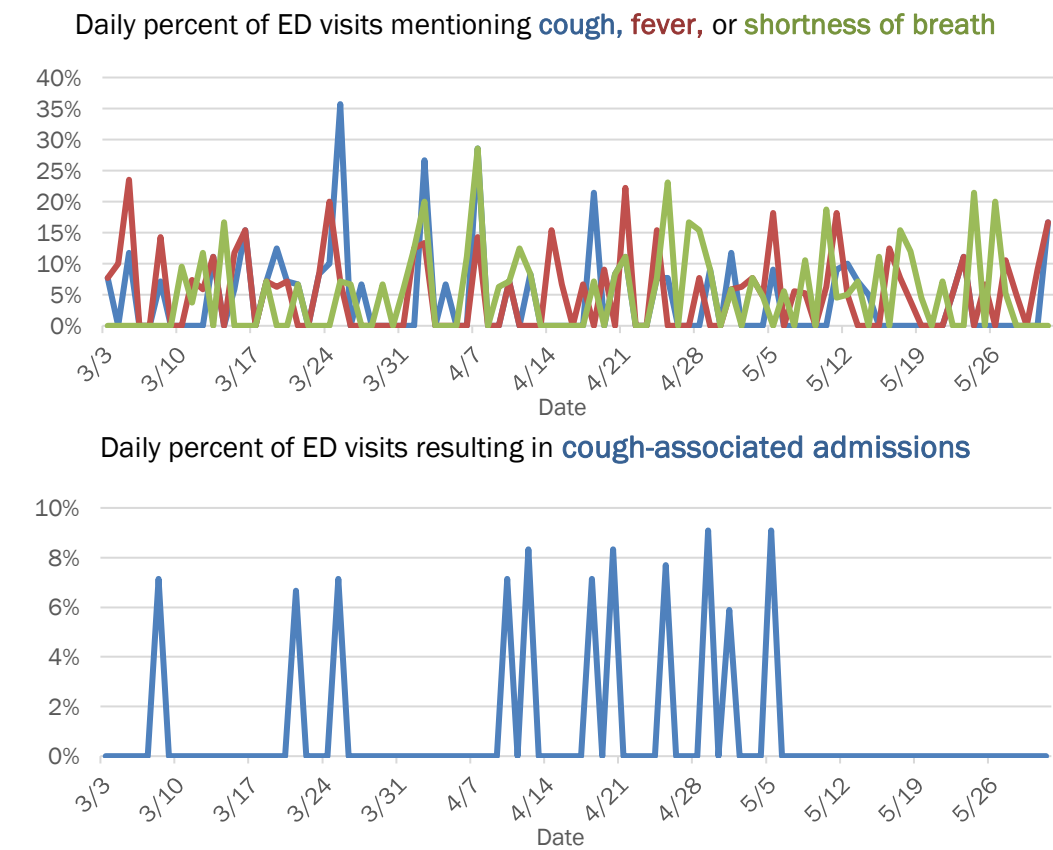
Laboratory testing for Florida residents and non-Florida residents over the past 2 weeks

Number and percent of positive labs

These counts include the number of people for whom the department received laboratory results by day. This percent is the number of people who test positive for the first time divided by all the people tested that day, excluding people who have previously tested positive.



Emergency department (ED) chief complaint and admission data for Hamilton County

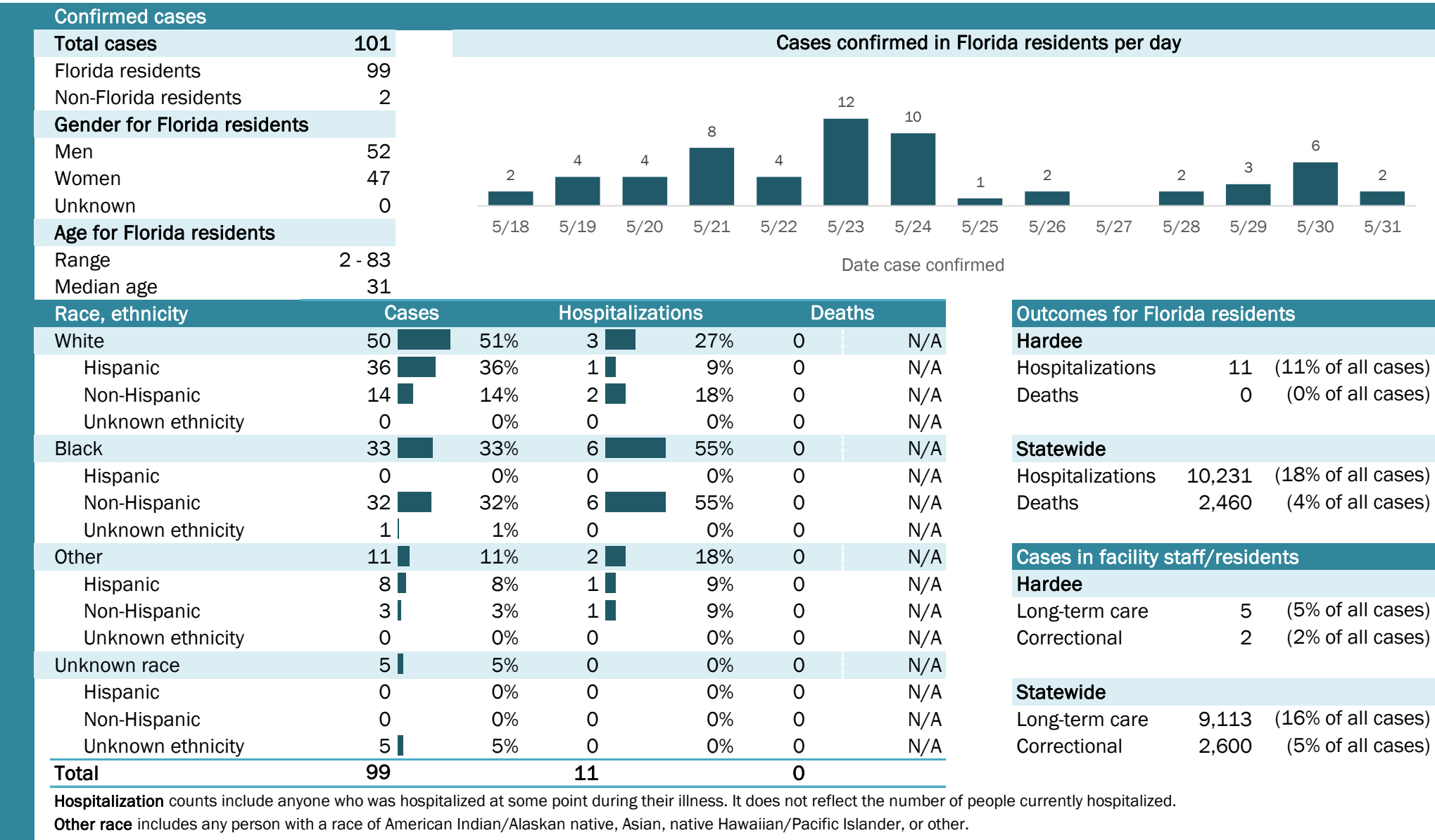


The Electronic Surveillance System for the Early Notification of Community-Based Epidemics (ESSENCE-FL) includes chief complaint data from 211 of 212 Florida EDs. Data are transmitted electronically to ESSENCE-FL daily or hourly.

Coronavirus: summary for Hardee County

Data for Jun 1, 2020 (verified at 10 AM)

Data in this report are provisional and subject to change.



Coronavirus: summary for Hendry County

Data for Jun 1, 2020 (verified at 10 AM)

Data in this report are provisional and subject to change.

Confirmed cases

Total cases

431

Florida residents

431

Non-Florida residents

0

Gender for Florida residents

Men

280

Women

150

Unknown

1

Age for Florida residents

Range

0 - 101

Median age

40

Cases confirmed in Florida residents per day

4

5/18

4

5/19

11

5/20

8

5/21

2

5/22

8

5/23

61

5/24

18

5/25

3

5/26

13

5/27

23

5/28

27

5/29

13

5/30

16

5/31

Date case confirmed

Race, ethnicity	Cases	Hospitalizations	Deaths
White	33377%	2857%	1280%
Hispanic	26962%	1633%	213%
Non-Hispanic	5914%	1224%	1067%
Unknown ethnicity	51%	00%	00%
Black	5012%	1327%	320%
Hispanic	00%	00%	00%
Non-Hispanic	4811%	1122%	320%
Unknown ethnicity	20%	24%	00%
Other	123%	714%	00%
Hispanic	92%	510%	00%
Non-Hispanic	31%	24%	00%
Unknown ethnicity	00%	00%	00%
Unknown race	368%	12%	00%
Hispanic	235%	00%	00%
Non-Hispanic	00%	00%	00%
Unknown ethnicity	133%	12%	00%
Total	431	49	15

Hospitalization

counts include anyone who was hospitalized at some point during their illness. It does not reflect the number of people currently hospitalized.

Other race

includes any person with a race of American Indian/Alaskan native, Asian, native Hawaiian/Pacific Islander, or other.

Outcomes for Florida residents

Hendry

Hospitalizations

49

(11% of all cases)

Deaths

15

(3% of all cases)

Statewide

Hospitalizations

10,231

(18% of all cases)

Deaths

2,460

(4% of all cases)

Cases in facility staff/residents

Hendry

Long-term care

70

(16% of all cases)

Correctional

15

(3% of all cases)

Statewide

Long-term care

9,113

(16% of all cases)

Correctional

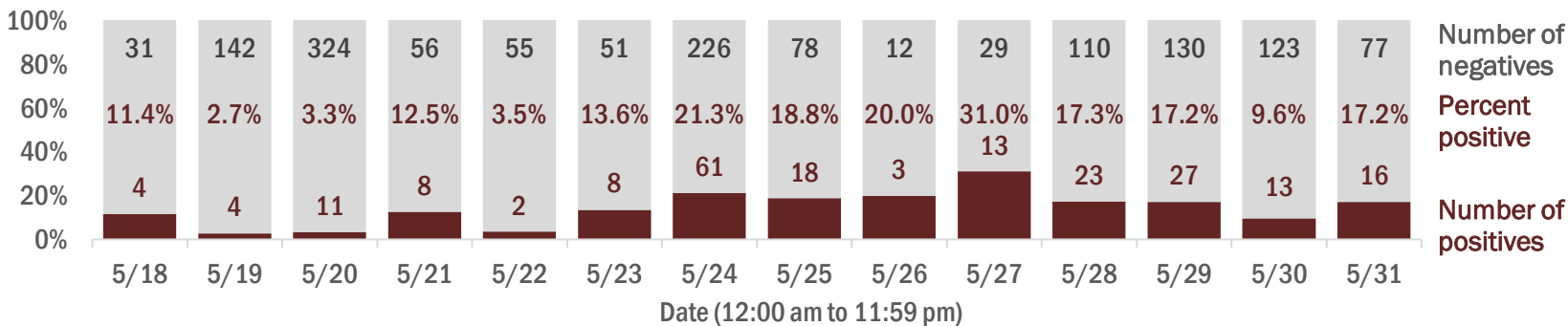
2,600

(5% of all cases)

Laboratory testing for Florida residents and non-Florida residents over the past 2 weeks

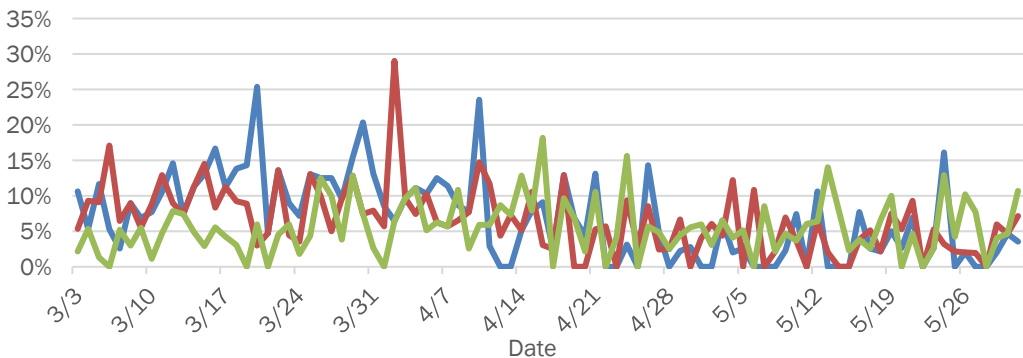
Number and percent of positive labs

These counts include the number of people for whom the department received laboratory results by day. This percent is the number of people who test positive for the first time divided by all the people tested that day, excluding people who have previously tested positive.

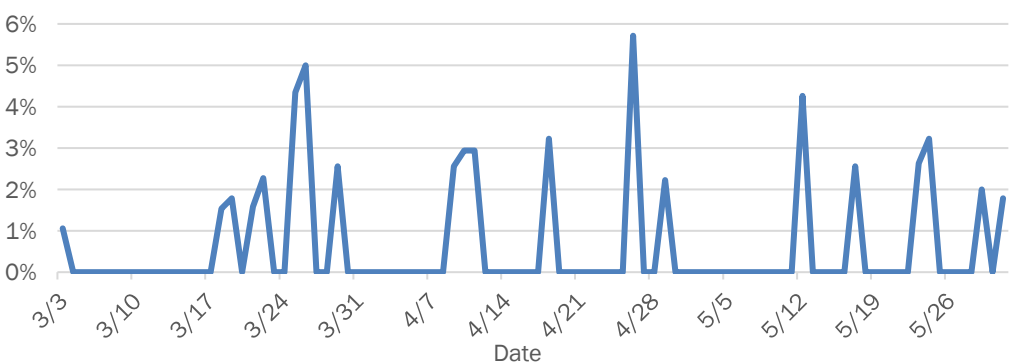


Emergency department (ED) chief complaint and admission data for Hendry County

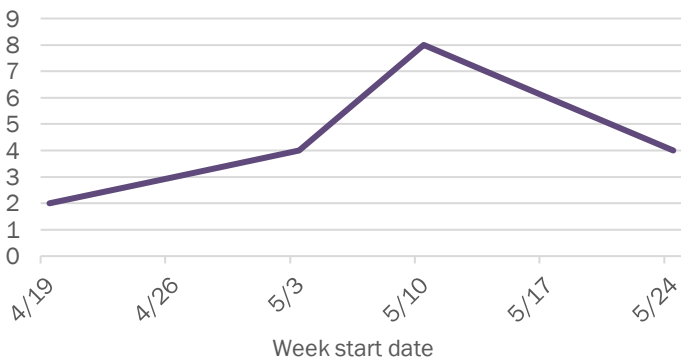
Daily percent of ED visits mentioning cough, fever, or shortness of breath



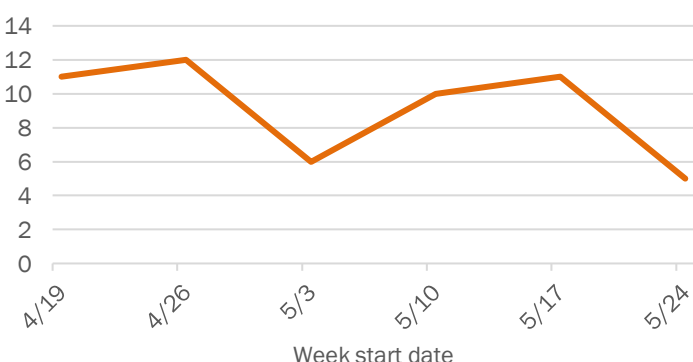
Daily percent of ED visits resulting in cough-associated admissions



Weekly count of ED vists for influenza-like illness



Weekly count of ED vists for COVID-like illness

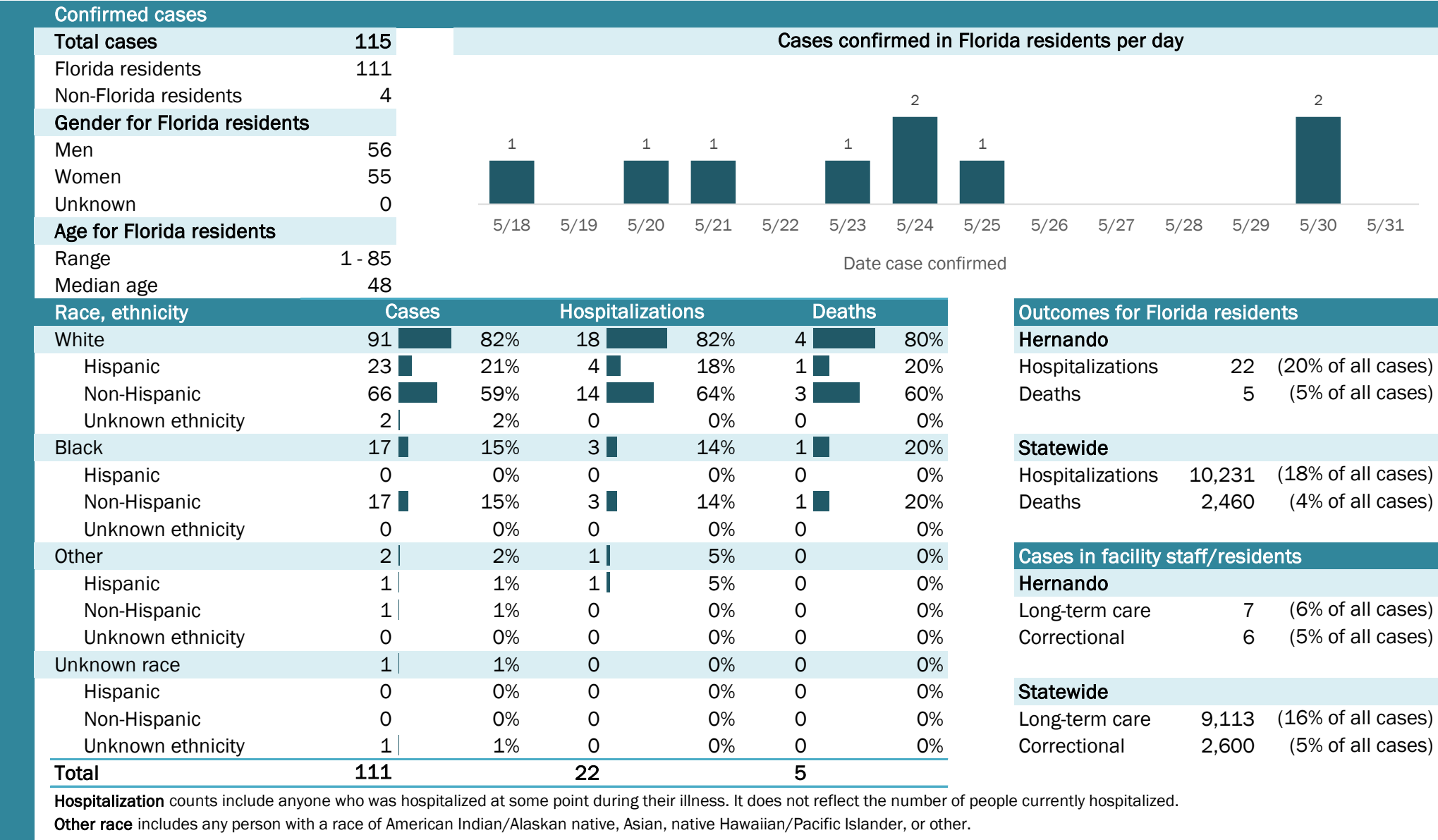


The Electronic Surveillance System for the Early Notification of Community-Based Epidemics (ESSENCE-FL) includes chief complaint data from 211 of 212 Florida EDs. Data are transmitted electronically to ESSENCE-FL daily or hourly.

Coronavirus: summary for Hernando County

Data for Jun 1, 2020 (verified at 10 AM)

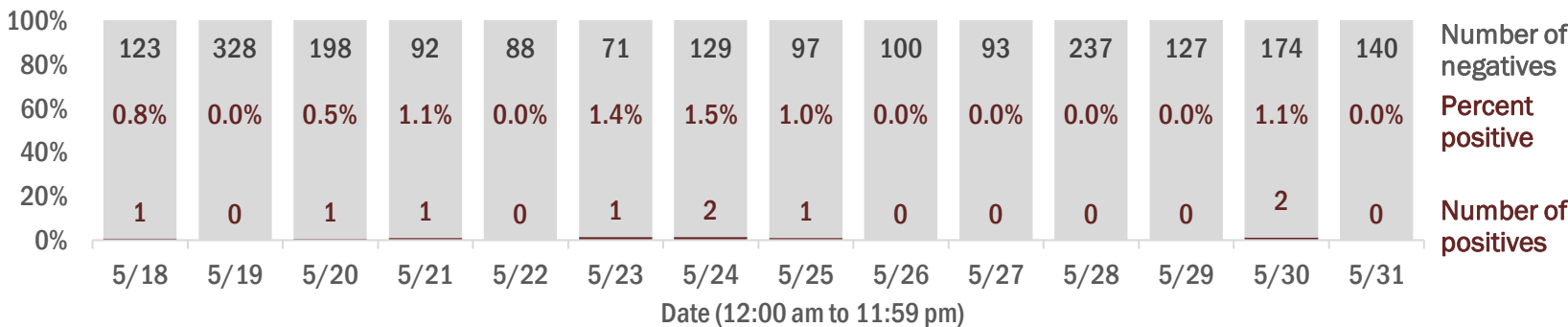
Data in this report are provisional and subject to change.



Laboratory testing for Florida residents and non-Florida residents over the past 2 weeks

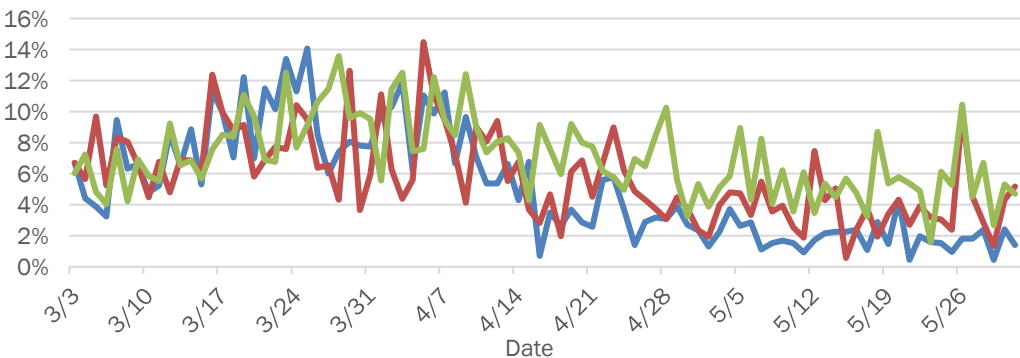
Number and percent of positive labs

These counts include the number of people for whom the department received laboratory results by day. This percent is the number of people who test positive for the first time divided by all the people tested that day, excluding people who have previously tested positive.

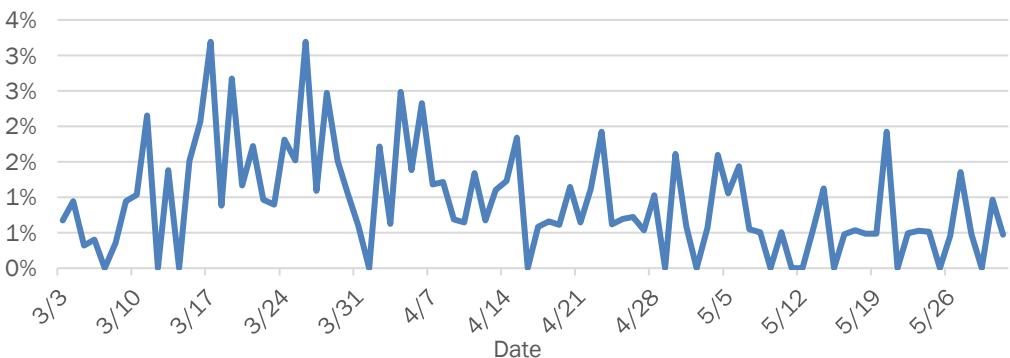


Emergency department (ED) chief complaint and admission data for Hernando County

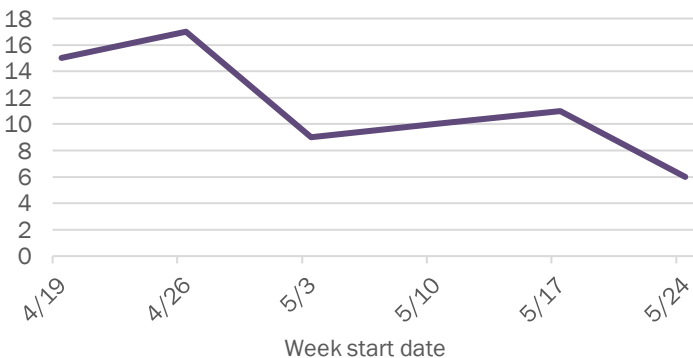
Daily percent of ED visits mentioning cough, fever, or shortness of breath



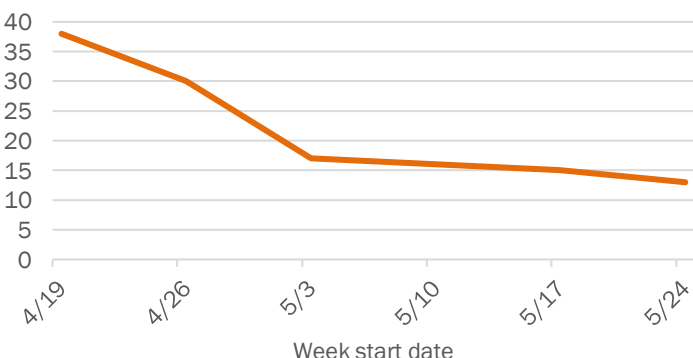
Daily percent of ED visits resulting in cough-associated admissions



Weekly count of ED vists for influenza-like illness



Weekly count of ED vists for COVID-like illness

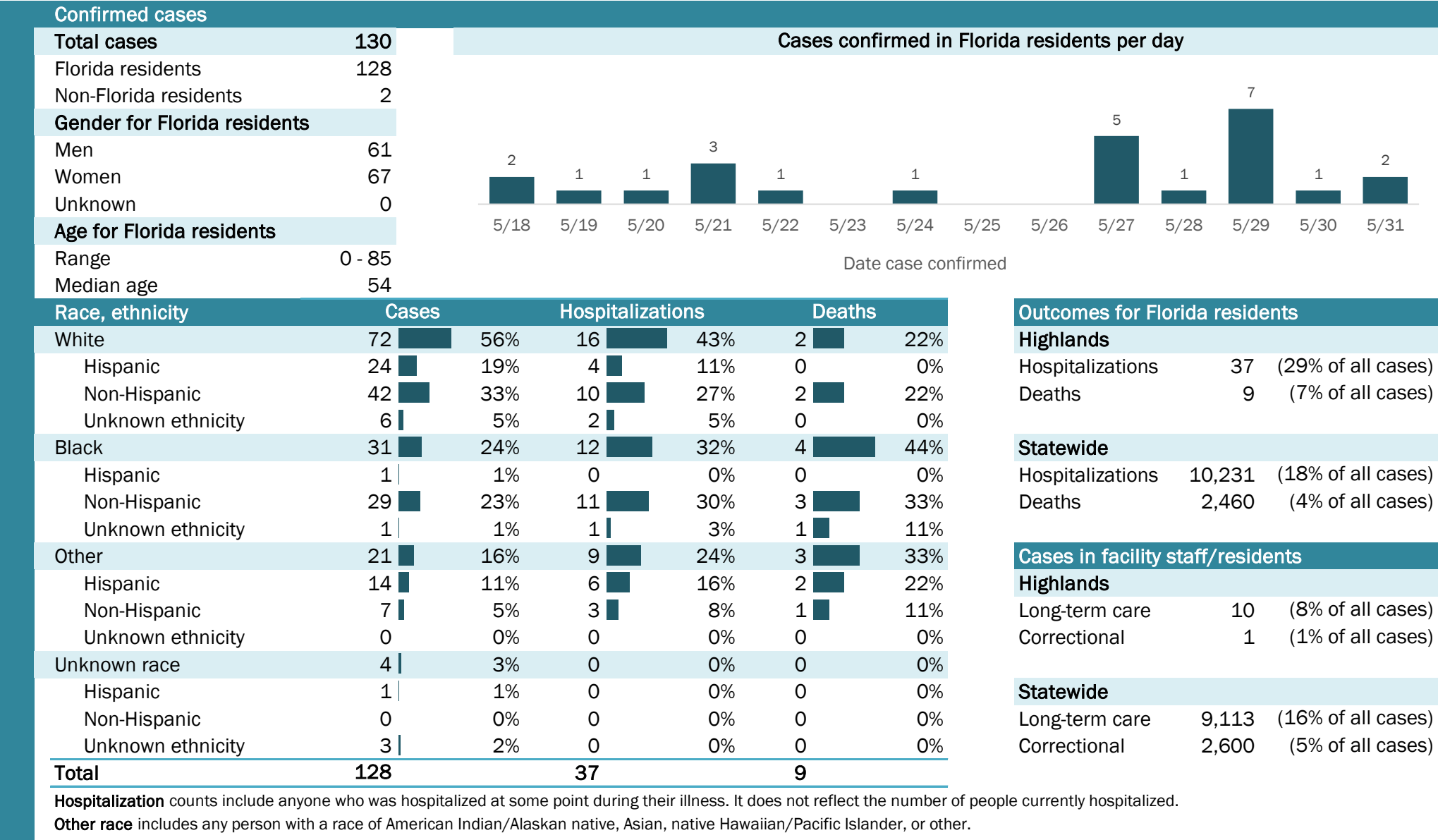


The Electronic Surveillance System for the Early Notification of Community-Based Epidemics (ESSENCE-FL) includes chief complaint data from 211 of 212 Florida EDs. Data are transmitted electronically to ESSENCE-FL daily or hourly.

Coronavirus: summary for Highlands County

Data for Jun 1, 2020 (verified at 10 AM)

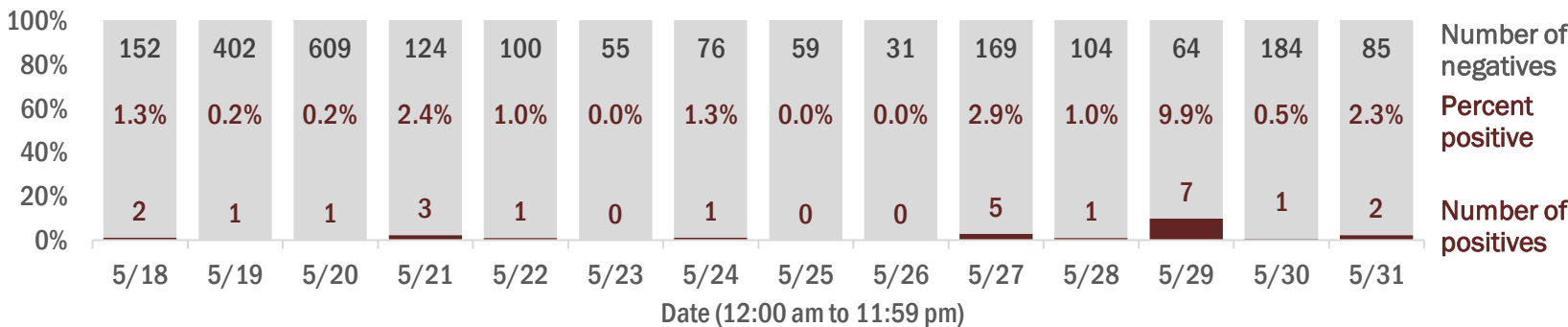
Data in this report are provisional and subject to change.



Laboratory testing for Florida residents and non-Florida residents over the past 2 weeks

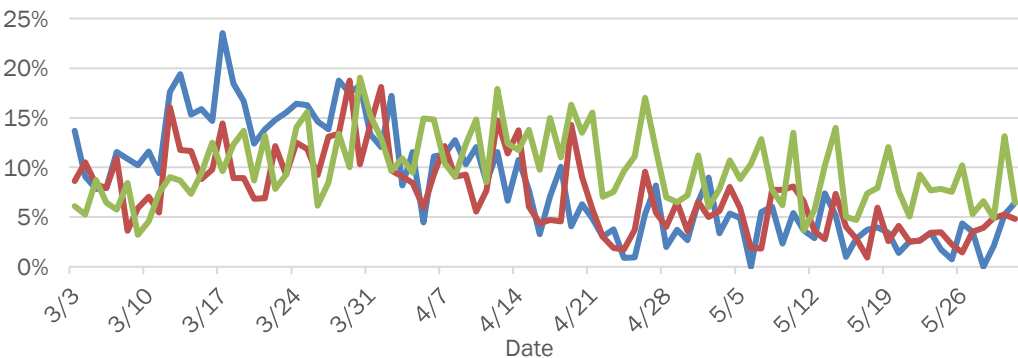
Number and percent of positive labs

These counts include the number of people for whom the department received laboratory results by day. This percent is the number of people who test positive for the first time divided by all the people tested that day, excluding people who have previously tested positive.

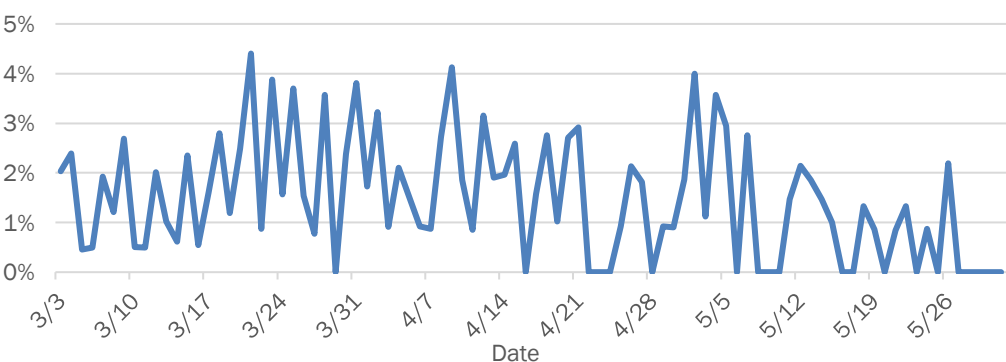


Emergency department (ED) chief complaint and admission data for Highlands County

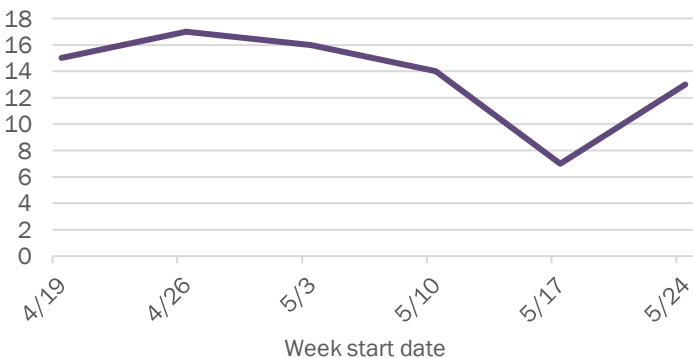
Daily percent of ED visits mentioning cough, fever, or shortness of breath



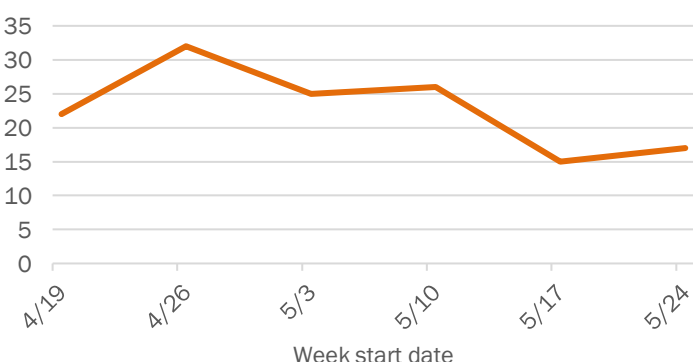
Daily percent of ED visits resulting in cough-associated admissions



Weekly count of ED vists for influenza-like illness



Weekly count of ED vists for COVID-like illness

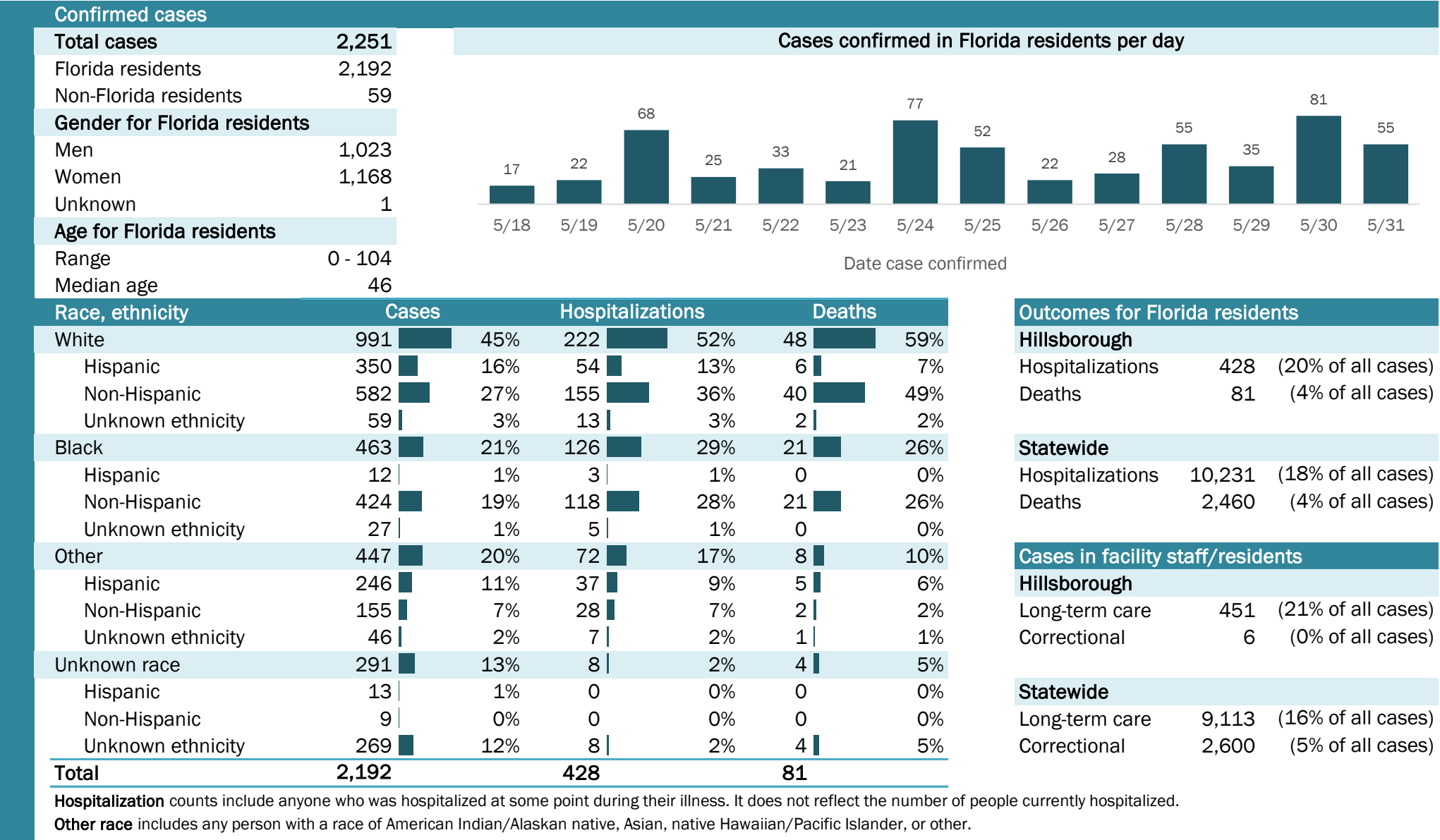


The Electronic Surveillance System for the Early Notification of Community-Based Epidemics (ESSENCE-FL) includes chief complaint data from 211 of 212 Florida EDs. Data are transmitted electronically to ESSENCE-FL daily or hourly.

Coronavirus: summary for Hillsborough County

Data for Jun 1, 2020 (verified at 10 AM)

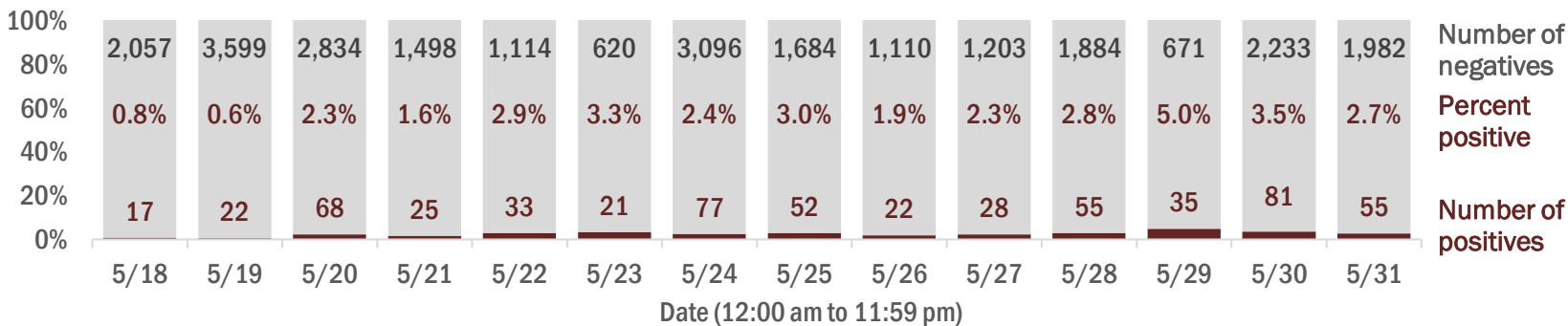
Data in this report are provisional and subject to change.



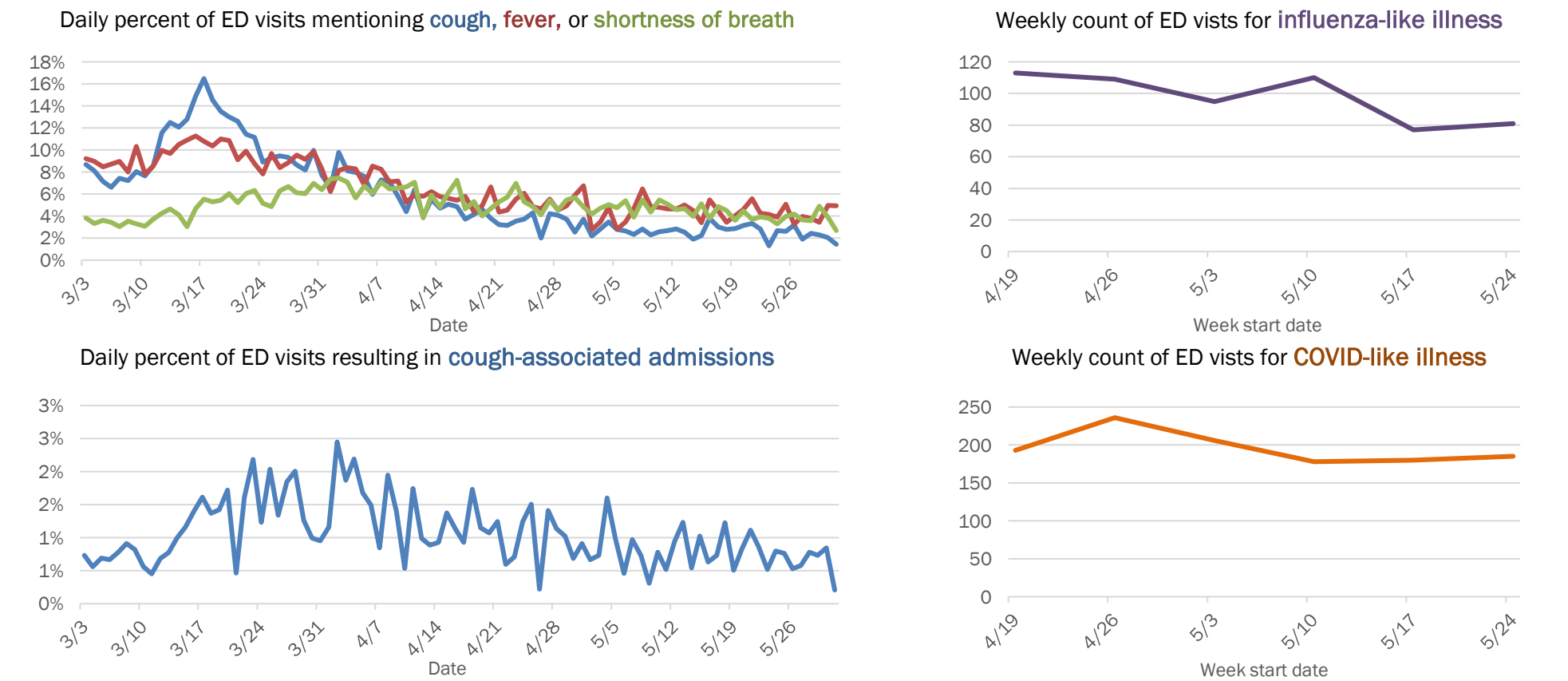
Laboratory testing for Florida residents and non-Florida residents over the past 2 weeks

Number and percent of positive labs

These counts include the number of people for whom the department received laboratory results by day. This percent is the number of people who test positive for the first time divided by all the people tested that day, excluding people who have previously tested positive.



Emergency department (ED) chief complaint and admission data for Hillsborough County



The Electronic Surveillance System for the Early Notification of Community-Based Epidemics (ESSENCE-FL) includes chief complaint data from 211 of 212 Florida EDs. Data are transmitted electronically to ESSENCE-FL daily or hourly.

Coronavirus: summary for Holmes County

Data for Jun 1, 2020 (verified at 10 AM)

Data in this report are provisional and subject to change.

Confirmed cases

Total cases

19

Florida residents

19

Non-Florida residents

0

Gender for Florida residents

Men

11

Women

8

Unknown

0

Age for Florida residents

Range

1 - 79

Median age

40

Cases confirmed in Florida residents per day

1

2

1

3

1

1

5/18

5/19

5/20

5/21

5/22

5/23

5/24

5/25

5/26

5/27

5/28

5/29

5/30

5/31

Date case confirmed

Race, ethnicity	Cases	Hospitalizations	Deaths
White	1474%	00%	0N/A
Hispanic	00%	00%	0N/A
Non-Hispanic	1474%	00%	0N/A
Unknown ethnicity	00%	00%	0N/A
Black	316%	1100%	0N/A
Hispanic	00%	00%	0N/A
Non-Hispanic	316%	1100%	0N/A
Unknown ethnicity	00%	00%	0N/A
Other	15%	00%	0N/A
Hispanic	00%	00%	0N/A
Non-Hispanic	15%	00%	0N/A
Unknown ethnicity	00%	00%	0N/A
Unknown race	15%	00%	0N/A
Hispanic	00%	00%	0N/A
Non-Hispanic	00%	00%	0N/A
Unknown ethnicity	15%	00%	0N/A
Total	19	1	0

Hospitalization

counts include anyone who was hospitalized at some point during their illness. It does not reflect the number of people currently hospitalized.

Other race

includes any person with a race of American Indian/Alaskan native, Asian, native Hawaiian/Pacific Islander, or other.

Outcomes for Florida residents

Holmes

Hospitalizations

1

(5% of all cases)

Deaths

0

(0% of all cases)

Cases in facility staff/residents

Holmes

Long-term care

3

(16% of all cases)

Correctional

1

(5% of all cases)

Statewide

Hospitalizations

10,231

(18% of all cases)

Deaths

2,460

(4% of all cases)

Statewide

Long-term care

9,113

(16% of all cases)

Correctional

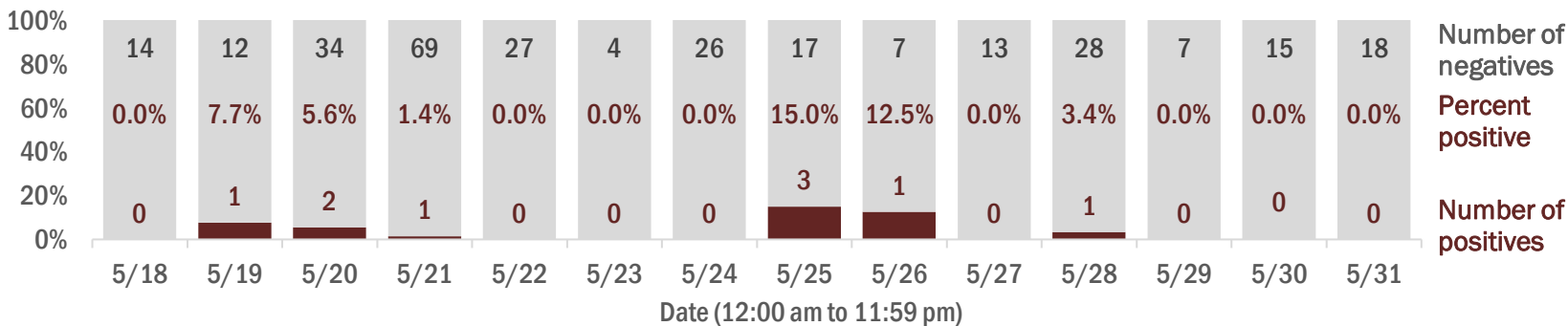
2,600

(5% of all cases)

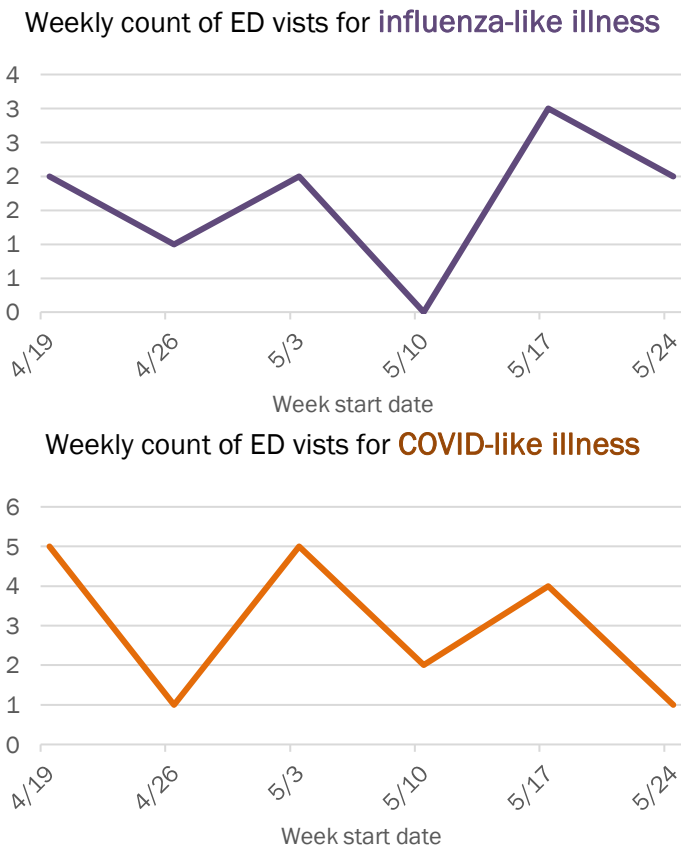
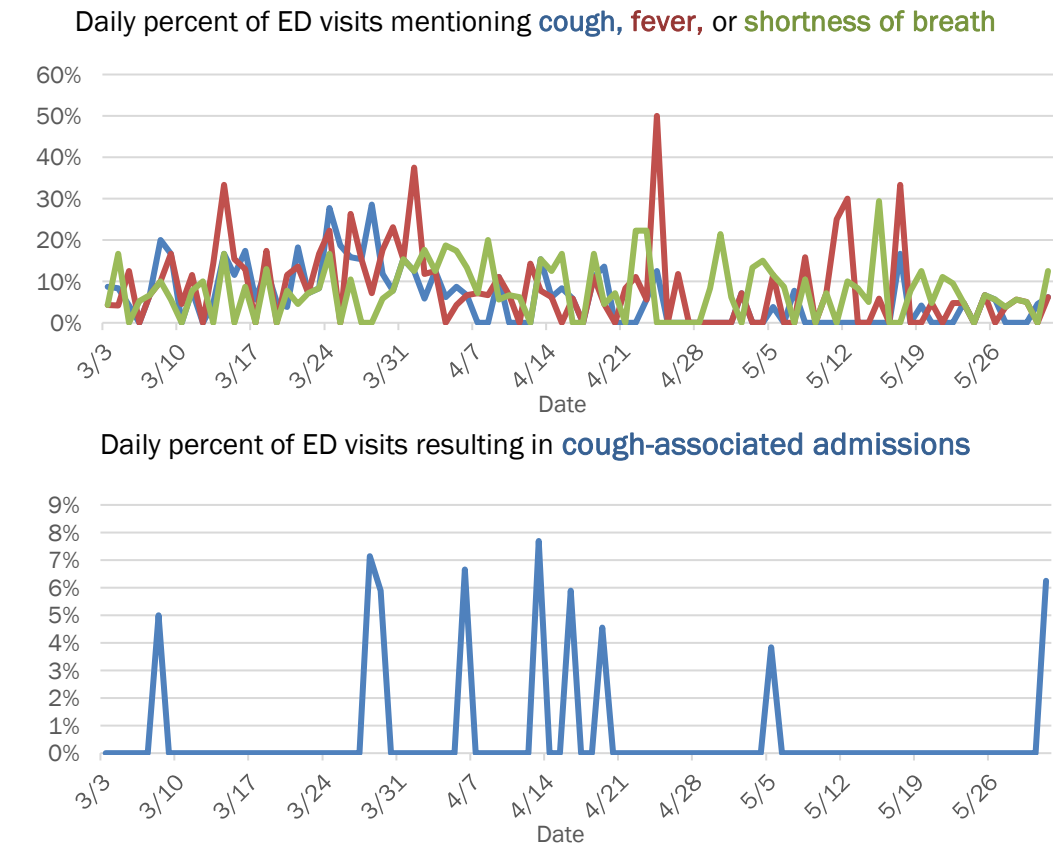
Laboratory testing for Florida residents and non-Florida residents over the past 2 weeks

Number and percent of positive labs

These counts include the number of people for whom the department received laboratory results by day. This percent is the number of people who test positive for the first time divided by all the people tested that day, excluding people who have previously tested positive.



Emergency department (ED) chief complaint and admission data for Holmes County

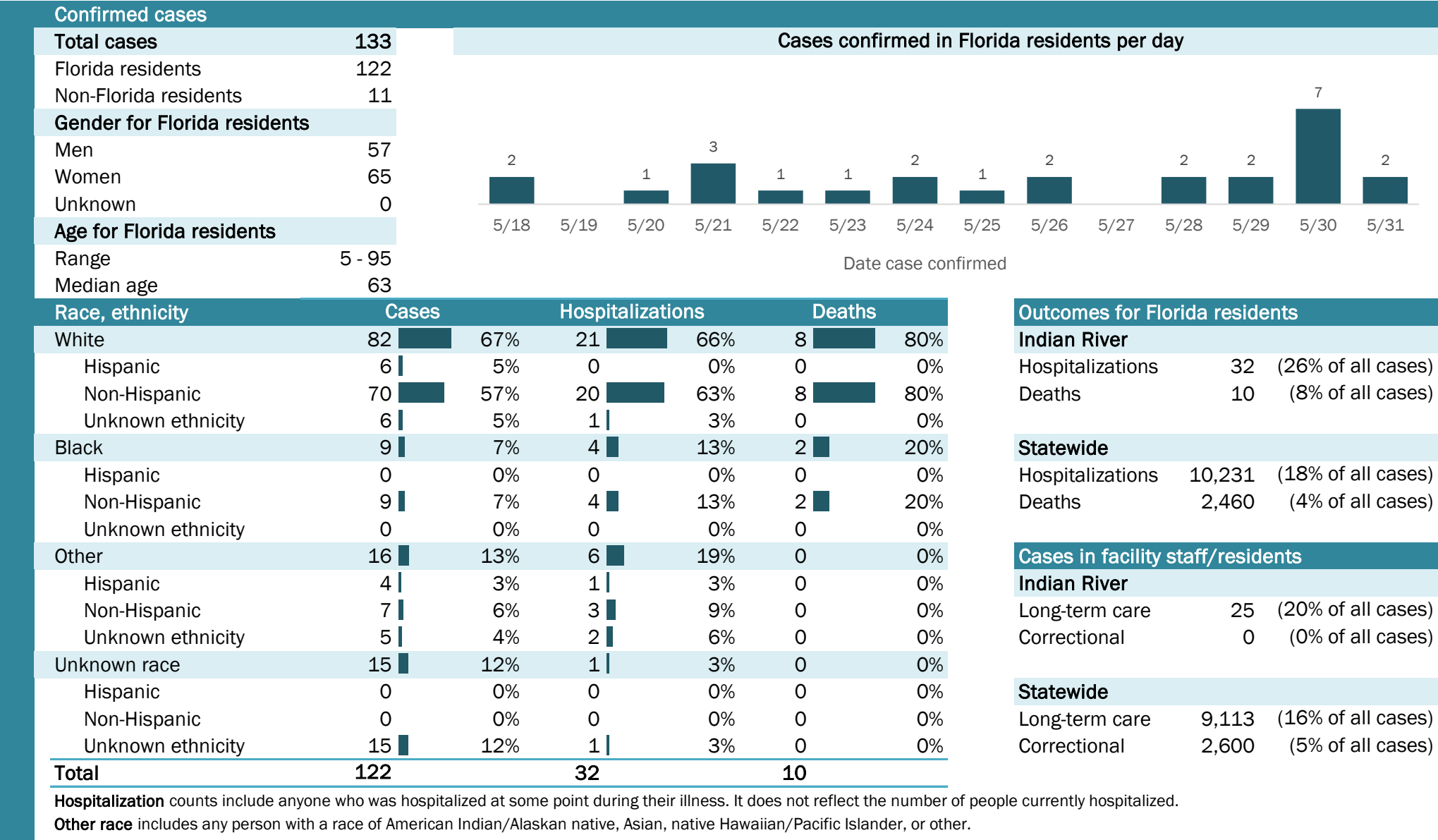


The Electronic Surveillance System for the Early Notification of Community-Based Epidemics (ESSENCE-FL) includes chief complaint data from 211 of 212 Florida EDs. Data are transmitted electronically to ESSENCE-FL daily or hourly.

Coronavirus: summary for Indian River County

Data for Jun 1, 2020 (verified at 10 AM)

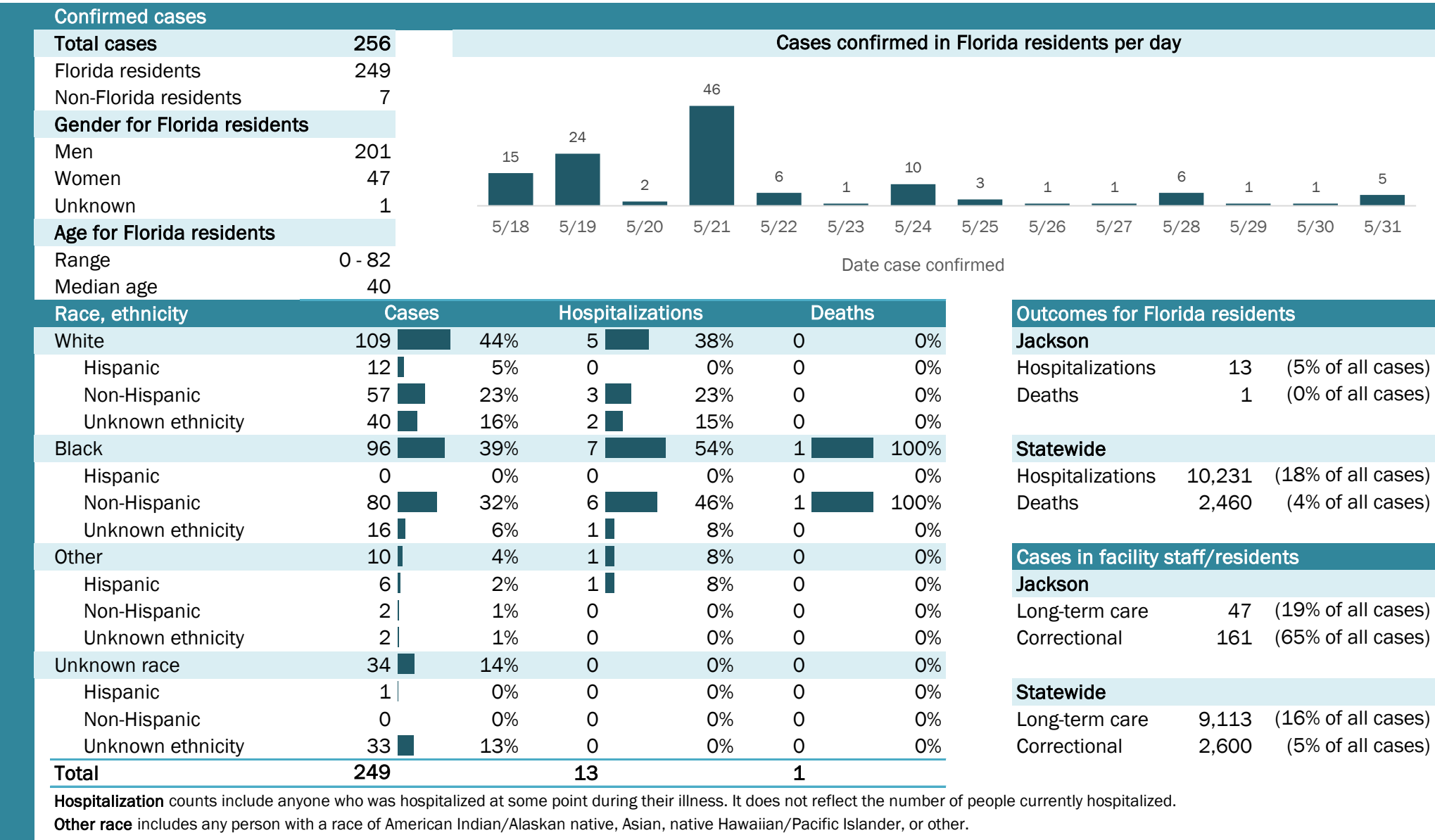
Data in this report are provisional and subject to change.



Coronavirus: summary for Jackson County

Data for Jun 1, 2020 (verified at 10 AM)

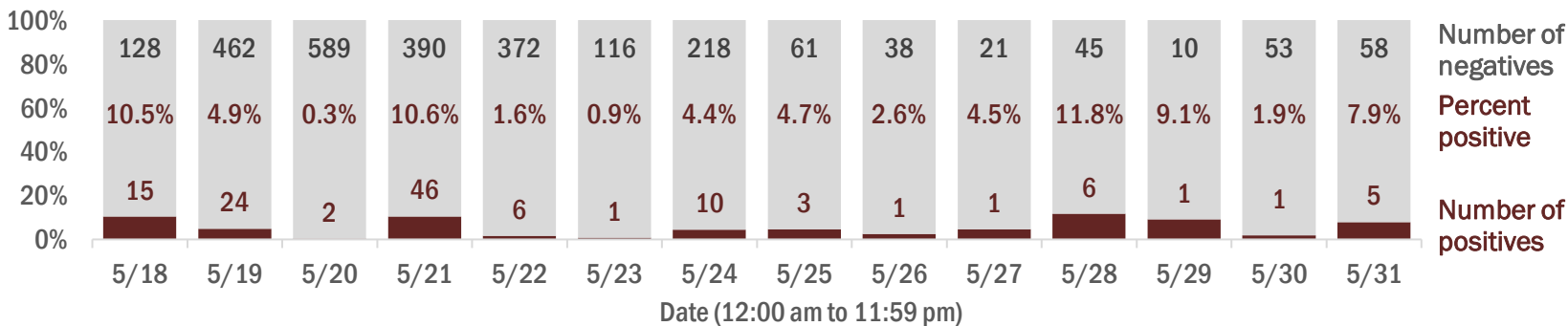
Data in this report are provisional and subject to change.



Laboratory testing for Florida residents and non-Florida residents over the past 2 weeks

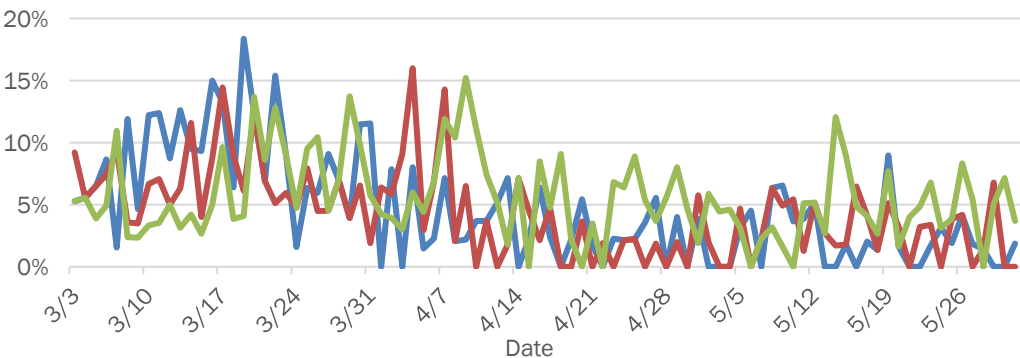
Number and percent of positive labs

These counts include the number of people for whom the department received laboratory results by day. This percent is the number of people who test positive for the first time divided by all the people tested that day, excluding people who have previously tested positive.

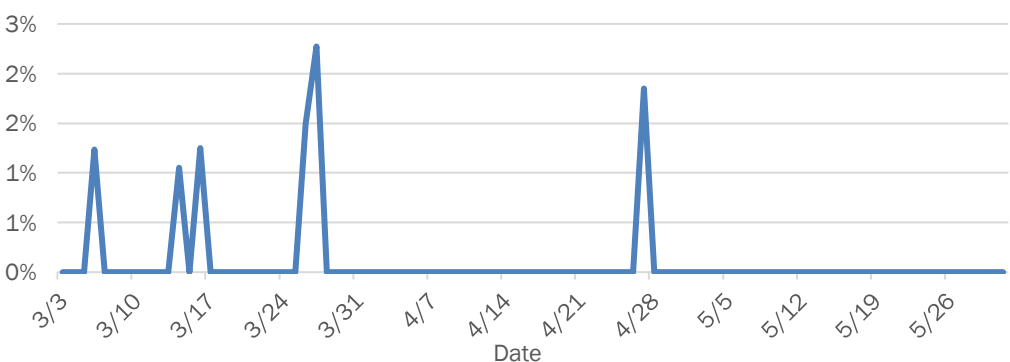


Emergency department (ED) chief complaint and admission data for Jackson County

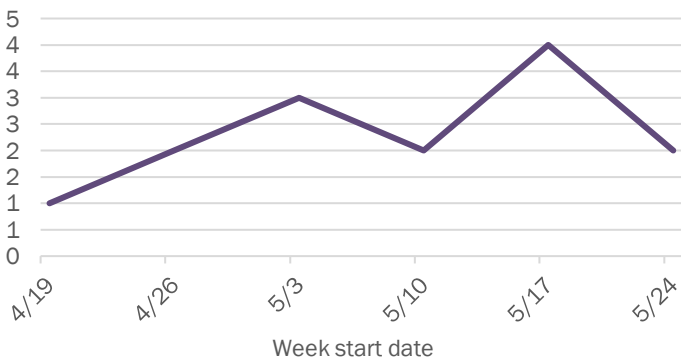
Daily percent of ED visits mentioning cough, fever, or shortness of breath



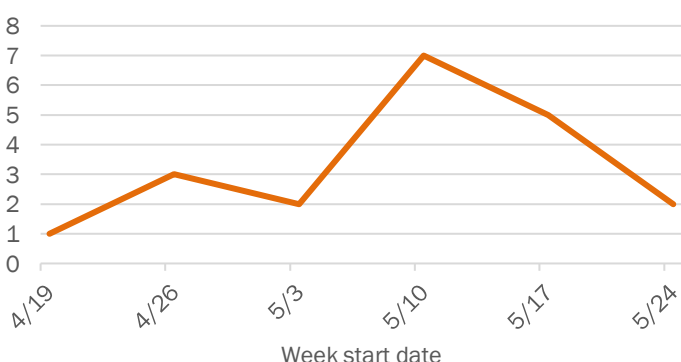
Daily percent of ED visits resulting in cough-associated admissions



Weekly count of ED visits for influenza-like illness



Weekly count of ED visits for COVID-like illness



The Electronic Surveillance System for the Early Notification of Community-Based Epidemics (ESSENCE-FL) includes chief complaint data from 211 of 212 Florida EDs. Data are transmitted electronically to ESSENCE-FL daily or hourly.

Coronavirus: summary for Jefferson County

Data for Jun 1, 2020 (verified at 10 AM)

Data in this report are provisional and subject to change.

Confirmed cases

Total cases

29

Cases confirmed in Florida residents per day

1

5/185/195/205/215/225/235/245/255/265/275/285/295/305/31

Florida residents

27

Non-Florida residents

2

Gender for Florida residents

Men

12

Women

15

Unknown

0

Age for Florida residents

Range

29 - 95

Median age

66

Race, ethnicity	Cases	Hospitalizations	Deaths
White	933%	343%	267%
Hispanic	00%	00%	00%
Non-Hispanic	830%	343%	133%
Unknown ethnicity	14%	00%	133%
Black	1244%	343%	133%
Hispanic	00%	00%	00%
Non-Hispanic	1244%	343%	133%
Unknown ethnicity	00%	00%	00%
Other	622%	114%	00%
Hispanic	311%	00%	00%
Non-Hispanic	311%	114%	00%
Unknown ethnicity	00%	00%	00%
Unknown race	00%	00%	00%
Hispanic	00%	00%	00%
Non-Hispanic	00%	00%	00%
Unknown ethnicity	00%	00%	00%
Total	27	7	3

Hospitalization

counts include anyone who was hospitalized at some point during their illness. It does not reflect the number of people currently hospitalized.

Other race

includes any person with a race of American Indian/Alaskan native, Asian, native Hawaiian/Pacific Islander, or other.

Outcomes for Florida residents

Jefferson

Hospitalizations

7

(26% of all cases)

Deaths

3

(11% of all cases)

Statewide

Hospitalizations

10,231

(18% of all cases)

Deaths

2,460

(4% of all cases)

Cases in facility staff/residents

Jefferson

Long-term care

20

(74% of all cases)

Correctional

0

(0% of all cases)

Statewide

Long-term care

9,113

(16% of all cases)

Correctional

2,600

(5% of all cases)

Laboratory testing for Florida residents and non-Florida residents over the past 2 weeks

Number and percent of positive labs

These counts include the number of people for whom the department received laboratory results by day. This percent is the number of people who test positive for the first time divided by all the people tested that day, excluding people who have previously tested positive.

Date	Number of negatives	Percent positive	Number of positives
5/18	58	0.0%	0
5/19	34	0.0%	0
5/20	48	2.0%	1
5/21	45	0.0%	0
5/22	32	0.0%	0
5/23	7	0.0%	0
5/24	60	0.0%	0
5/25	8	0.0%	0
5/26	5	0.0%	0
5/27	12	0.0%	0
5/28	27	0.0%	0
5/29	11	0.0%	0
5/30	22	0.0%	0
5/31	38	0.0%	0

Emergency department (ED) chief complaint and admission data for Jefferson County

Daily percent of ED visits mentioning cough, fever, or shortness of breath

Daily percent of ED visits resulting in cough-associated admissions

Weekly count of ED visits for influenza-like illness

Weekly count of ED visits for COVID-like illness

The Electronic Surveillance System for the Early Notification of Community-Based Epidemics (ESSENCE-FL) includes chief complaint data from 211 of 212 Florida EDs. Data are transmitted electronically to ESSENCE-FL daily or hourly.

Coronavirus: summary for Lafayette County

Data for Jun 1, 2020 (verified at 10 AM)

Data in this report are provisional and subject to change.

Confirmed cases

Total cases

8

Cases confirmed in Florida residents per day

1

1

5/18

5/19

5/20

5/21

5/22

5/23

5/24

5/25

5/26

5/27

5/28

5/29

5/30

5/31

Florida residents

8

Non-Florida residents

0

Gender for Florida residents

Men

5

Women

3

Unknown

0

Age for Florida residents

Range

19 - 98

Median age

40

Race, ethnicity	Cases	Hospitalizations	Deaths
White	8100%	1100%	0N/A
Hispanic	225%	00%	0N/A
Non-Hispanic	675%	1100%	0N/A
Unknown ethnicity	00%	00%	0N/A
Black	00%	00%	0N/A
Hispanic	00%	00%	0N/A
Non-Hispanic	00%	00%	0N/A
Unknown ethnicity	00%	00%	0N/A
Other	00%	00%	0N/A
Hispanic	00%	00%	0N/A
Non-Hispanic	00%	00%	0N/A
Unknown ethnicity	00%	00%	0N/A
Unknown race	00%	00%	0N/A
Hispanic	00%	00%	0N/A
Non-Hispanic	00%	00%	0N/A
Unknown ethnicity	00%	00%	0N/A
Total	8	1	0

Hospitalization

counts include anyone who was hospitalized at some point during their illness. It does not reflect the number of people currently hospitalized.

Other race

includes any person with a race of American Indian/Alaskan native, Asian, native Hawaiian/Pacific Islander, or other.

Outcomes for Florida residents

Lafayette

Hospitalizations

1

(13% of all cases)

Deaths

0

(0% of all cases)

Statewide

Hospitalizations

10,231

(18% of all cases)

Deaths

2,460

(4% of all cases)

Cases in facility staff/residents

Lafayette

Long-term care

7

(88% of all cases)

Correctional

0

(0% of all cases)

Statewide

Long-term care

9,113

(16% of all cases)

Correctional

2,600

(5% of all cases)

Laboratory testing for Florida residents and non-Florida residents over the past 2 weeks

Number and percent of positive labs

These counts include the number of people for whom the department received laboratory results by day. This percent is the number of people who test positive for the first time divided by all the people tested that day, excluding people who have previously tested positive.

Date	Number of negatives	Percent positive	Number of positives
5/18	9	0.0%	0
5/19	26	0.0%	0
5/20	165	0.0%	0
5/21	5	16.7%	1
5/22	20	4.8%	1
5/23	7	0.0%	0
5/24	5	0.0%	0
5/25	6	0.0%	0
5/26	4	0.0%	0
5/27	3	0.0%	0
5/28	12	0.0%	0
5/29	1	0.0%	0
5/30	2	0.0%	0
5/31	8	0.0%	0

Emergency department (ED) chief complaint and admission data for Lafayette County

Daily percent of ED visits mentioning cough, fever, or shortness of breath

Daily percent of ED visits resulting in cough-associated admissions

Weekly count of ED vists for influenza-like illness

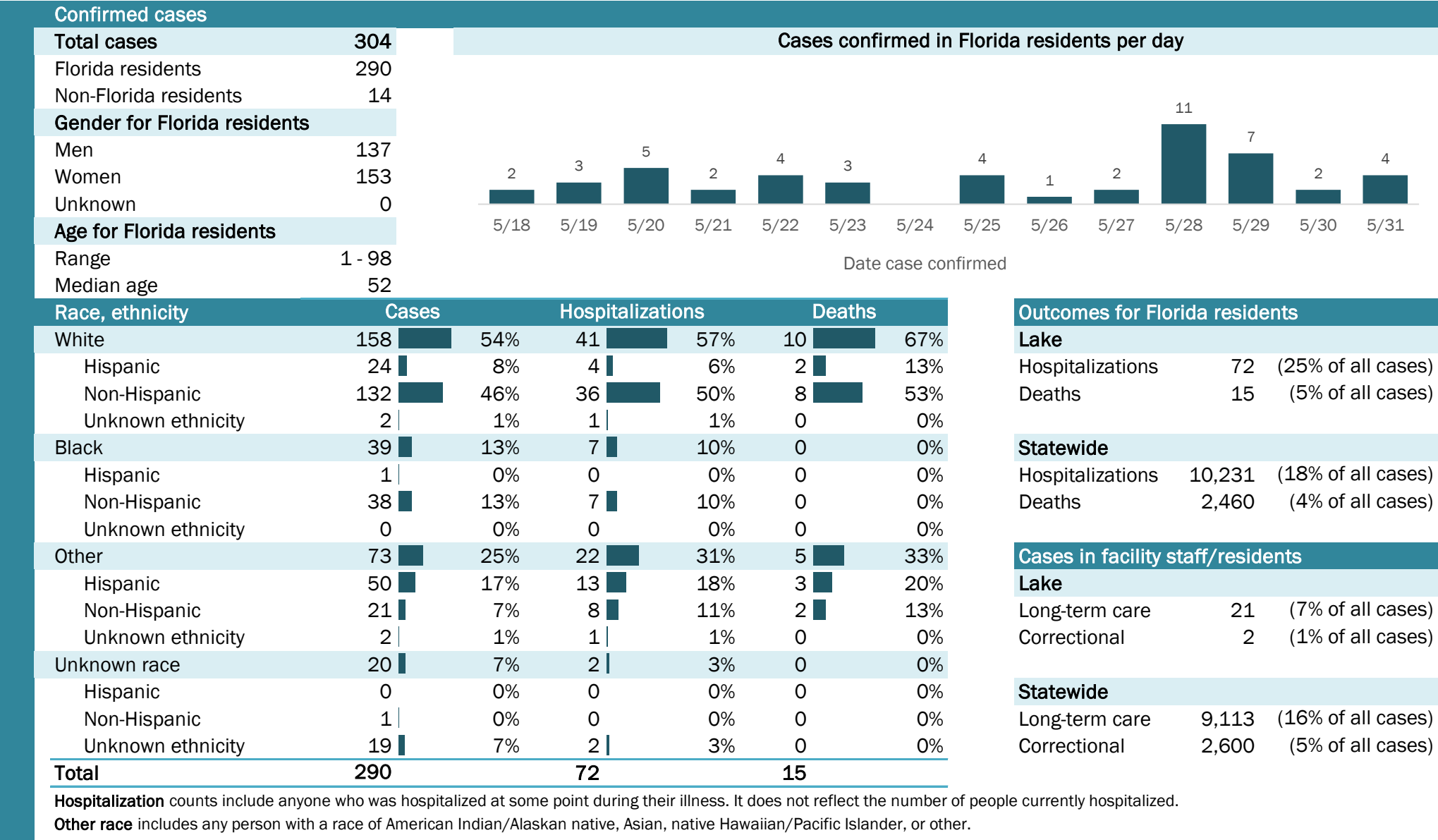
Weekly count of ED vists for COVID-like illness

The Electronic Surveillance System for the Early Notification of Community-Based Epidemics (ESSENCE-FL) includes chief complaint data from 211 of 212 Florida EDs. Data are transmitted electronically to ESSENCE-FL daily or hourly.

Coronavirus: summary for Lake County

Data for Jun 1, 2020 (verified at 10 AM)

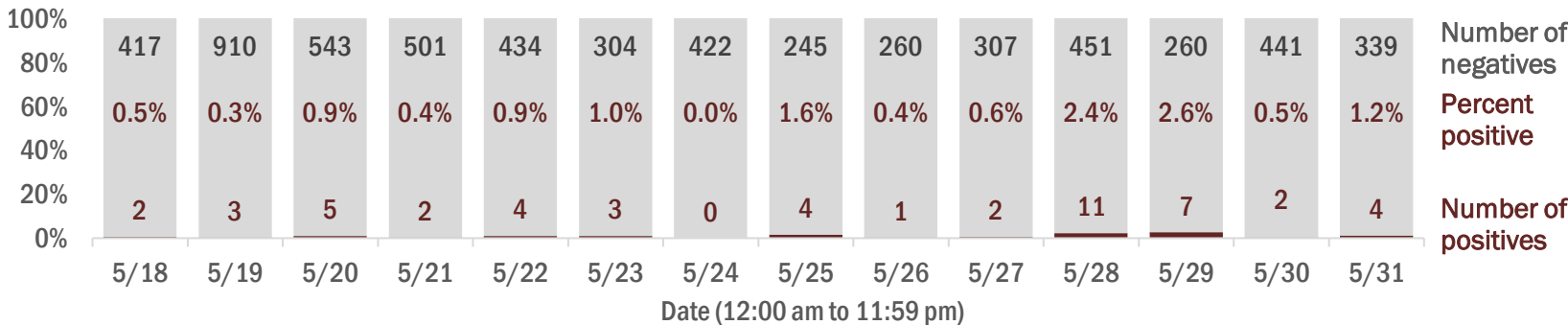
Data in this report are provisional and subject to change.



Laboratory testing for Florida residents and non-Florida residents over the past 2 weeks

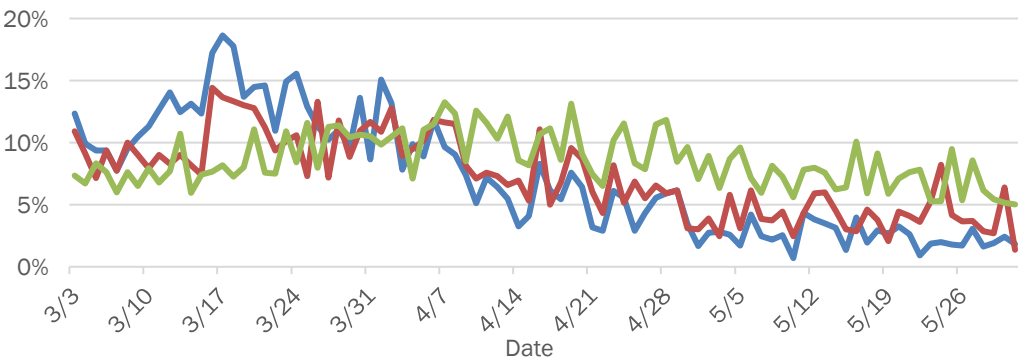
Number and percent of positive labs

These counts include the number of people for whom the department received laboratory results by day. This percent is the number of people who test positive for the first time divided by all the people tested that day, excluding people who have previously tested positive.

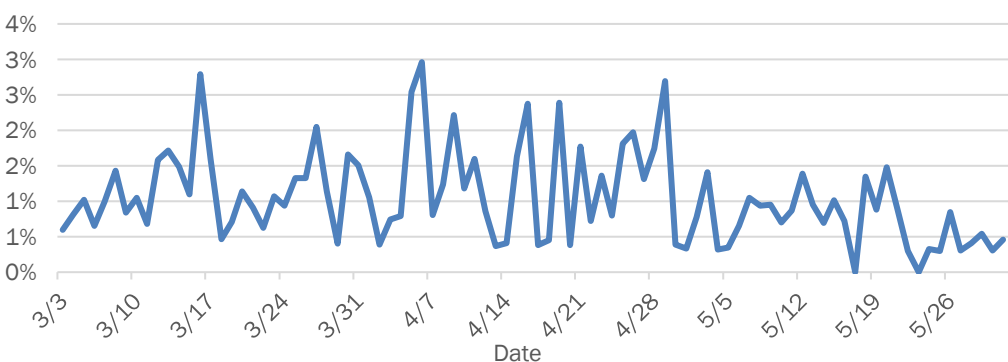


Emergency department (ED) chief complaint and admission data for Lake County

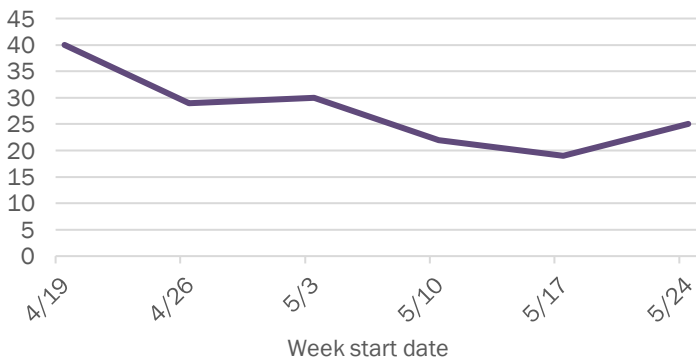
Daily percent of ED visits mentioning cough, fever, or shortness of breath



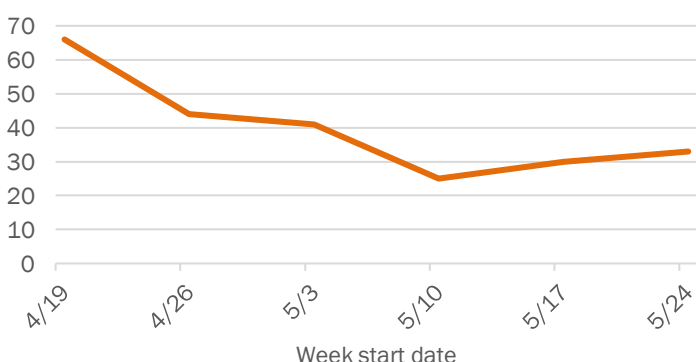
Daily percent of ED visits resulting in cough-associated admissions



Weekly count of ED vists for influenza-like illness



Weekly count of ED vists for COVID-like illness

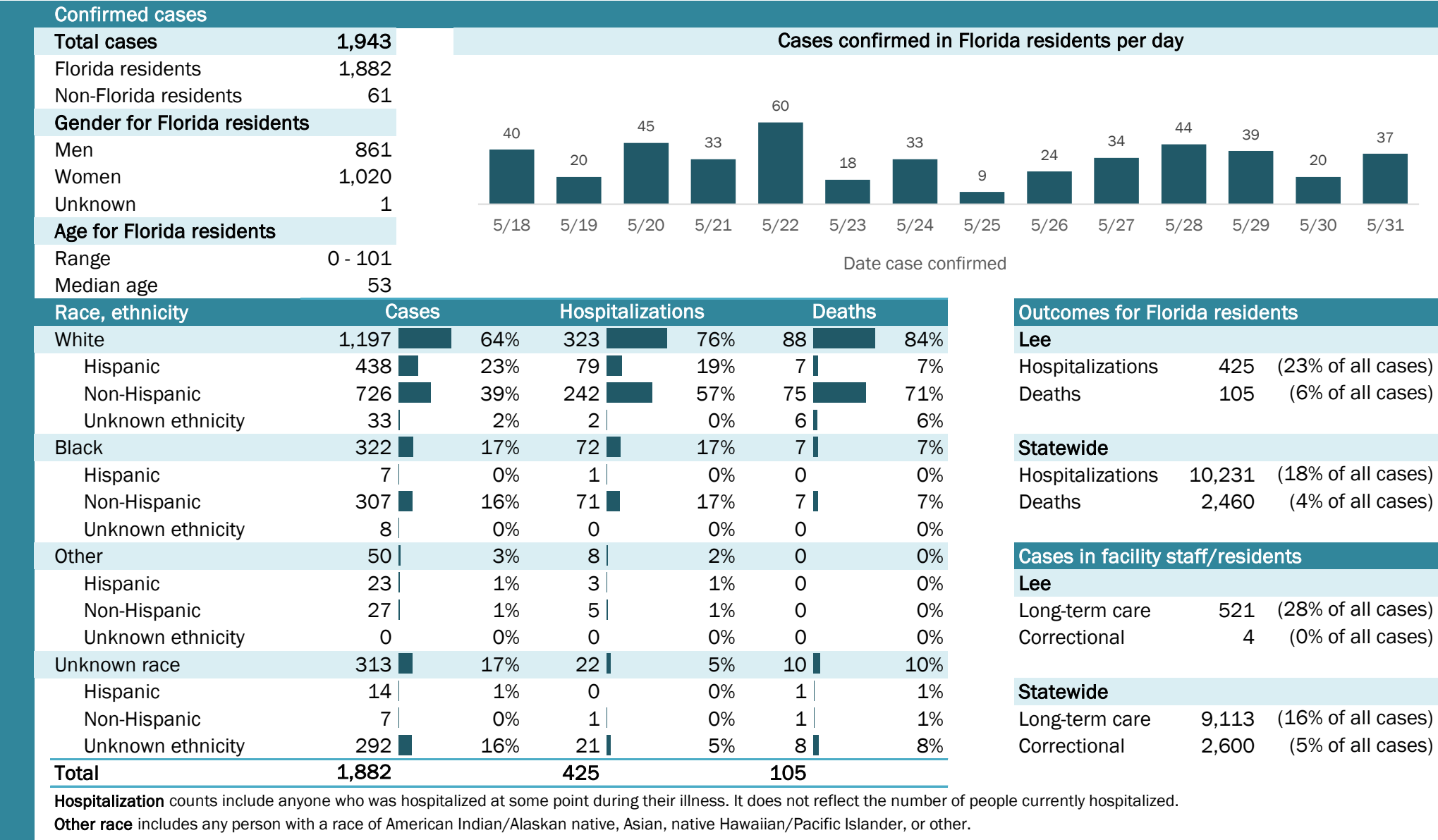


The Electronic Surveillance System for the Early Notification of Community-Based Epidemics (ESSENCE-FL) includes chief complaint data from 211 of 212 Florida EDs. Data are transmitted electronically to ESSENCE-FL daily or hourly.

Coronavirus: summary for Lee County

Data for Jun 1, 2020 (verified at 10 AM)

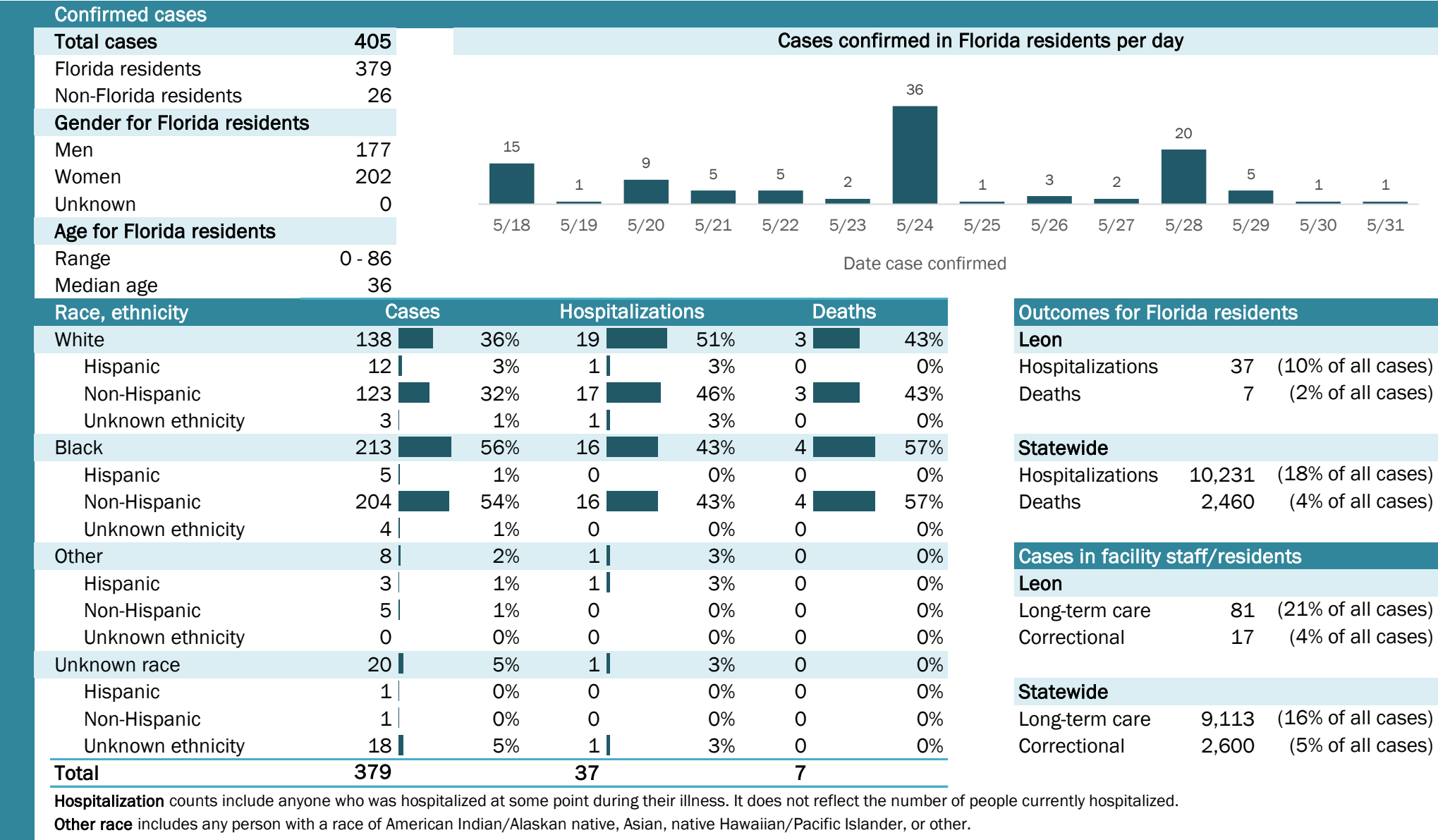
Data in this report are provisional and subject to change.



Coronavirus: summary for Leon County

Data for Jun 1, 2020 (verified at 10 AM)

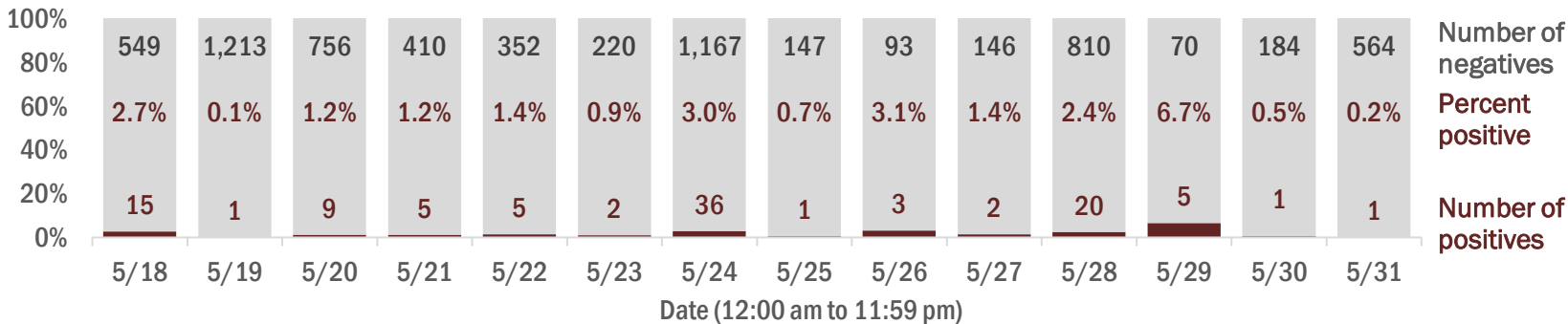
Data in this report are provisional and subject to change.



Laboratory testing for Florida residents and non-Florida residents over the past 2 weeks

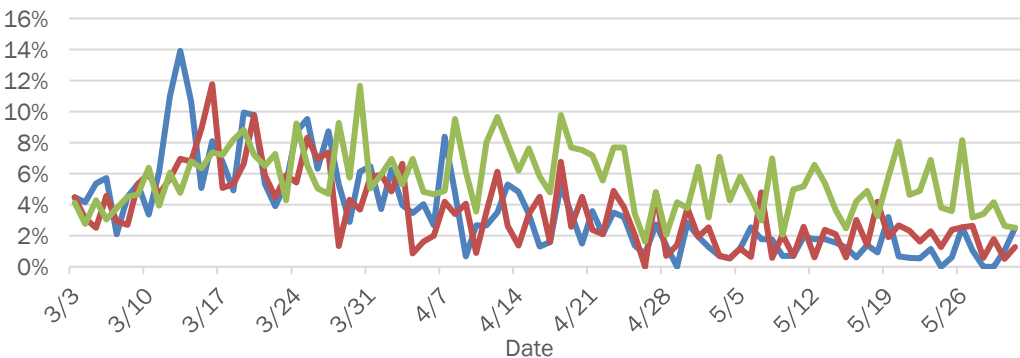
Number and percent of positive labs

These counts include the number of people for whom the department received laboratory results by day. This percent is the number of people who test positive for the first time divided by all the people tested that day, excluding people who have previously tested positive.

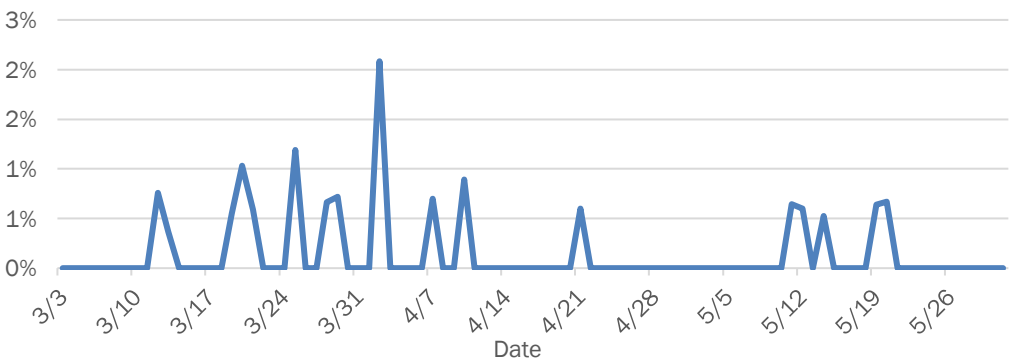


Emergency department (ED) chief complaint and admission data for Leon County

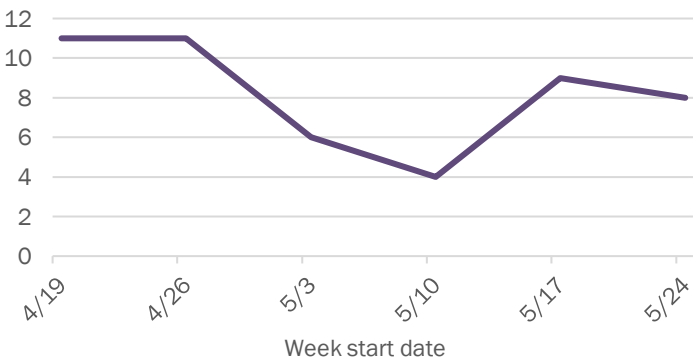
Daily percent of ED visits mentioning cough, fever, or shortness of breath



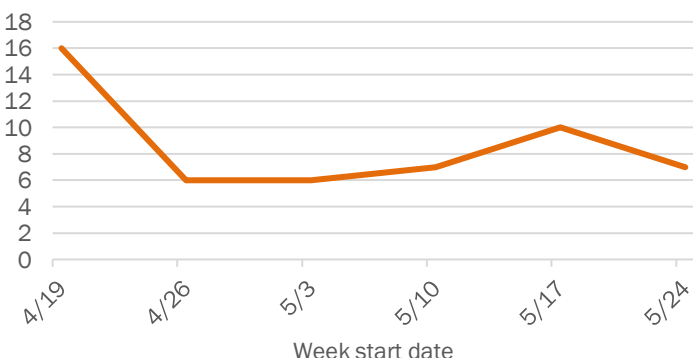
Daily percent of ED visits resulting in cough-associated admissions



Weekly count of ED visits for influenza-like illness



Weekly count of ED visits for COVID-like illness



The Electronic Surveillance System for the Early Notification of Community-Based Epidemics (ESSENCE-FL) includes chief complaint data from 211 of 212 Florida EDs. Data are transmitted electronically to ESSENCE-FL daily or hourly.

Coronavirus: summary for Levy County

Data for Jun 1, 2020 (verified at 10 AM)

Data in this report are provisional and subject to change.

Confirmed cases

Total cases

34

Florida residents

34

Non-Florida residents

0

Gender for Florida residents

Men

9

Women

25

Unknown

0

Age for Florida residents

Range

3 - 99

Median age

46

Cases confirmed in Florida residents per day

1

1

1

1

1

1

1

2

5/18

5/19

5/20

5/21

5/22

5/23

5/24

5/25

5/26

5/27

5/28

5/29

5/30

5/31

Date case confirmed

Race, ethnicity	Cases	Hospitalizations	Deaths
White	1956%	133%	00%
Hispanic	412%	00%	00%
Non-Hispanic	1544%	133%	00%
Unknown ethnicity	00%	00%	00%
Black	824%	133%	00%
Hispanic	00%	00%	00%
Non-Hispanic	824%	133%	00%
Unknown ethnicity	00%	00%	00%
Other	39%	133%	1100%
Hispanic	39%	133%	1100%
Non-Hispanic	00%	00%	00%
Unknown ethnicity	00%	00%	00%
Unknown race	412%	00%	00%
Hispanic	00%	00%	00%
Non-Hispanic	00%	00%	00%
Unknown ethnicity	412%	00%	00%
Total	34	3	1

Hospitalization

counts include anyone who was hospitalized at some point during their illness. It does not reflect the number of people currently hospitalized.

Other race

includes any person with a race of American Indian/Alaskan native, Asian, native Hawaiian/Pacific Islander, or other.

Outcomes for Florida residents

Levy

Hospitalizations

3

(9% of all cases)

Deaths

1

(3% of all cases)

Cases in facility staff/residents

Levy

Long-term care

8

(24% of all cases)

Correctional

1

(3% of all cases)

Statewide

Long-term care

10,231

(18% of all cases)

Deaths

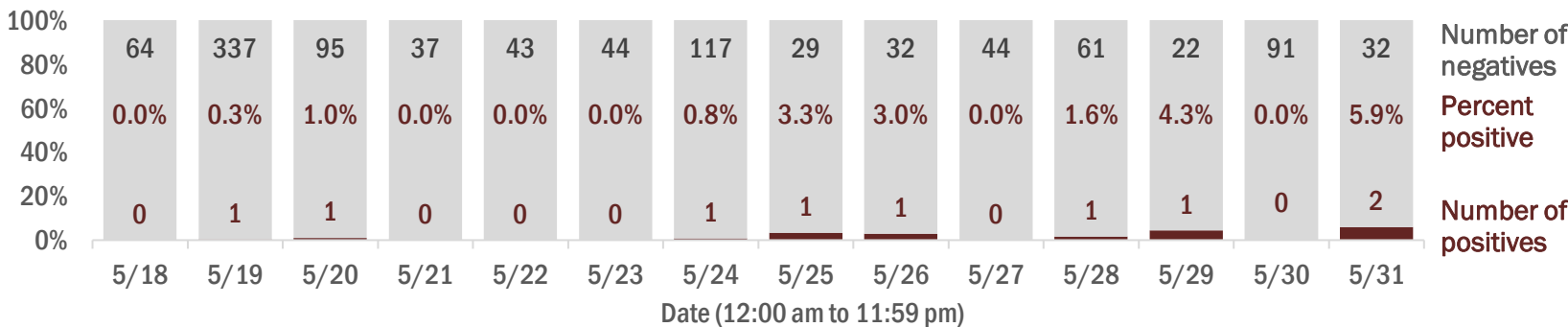
2,460

(4% of all cases)

Laboratory testing for Florida residents and non-Florida residents over the past 2 weeks

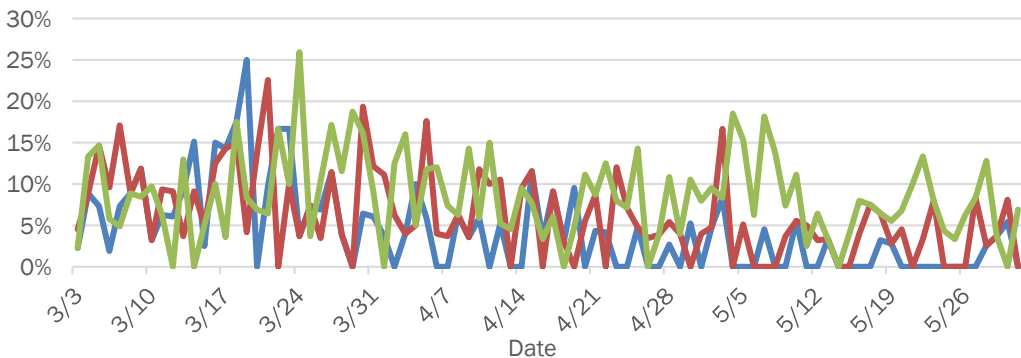
Number and percent of positive labs

These counts include the number of people for whom the department received laboratory results by day. This percent is the number of people who test positive for the first time divided by all the people tested that day, excluding people who have previously tested positive.

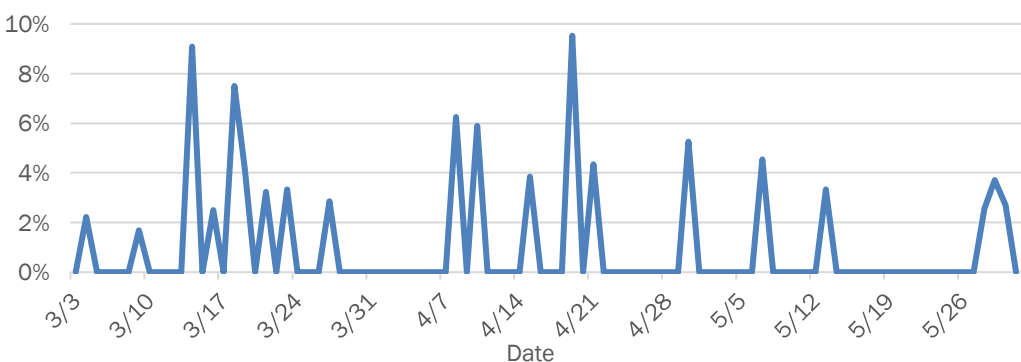


Emergency department (ED) chief complaint and admission data for Levy County

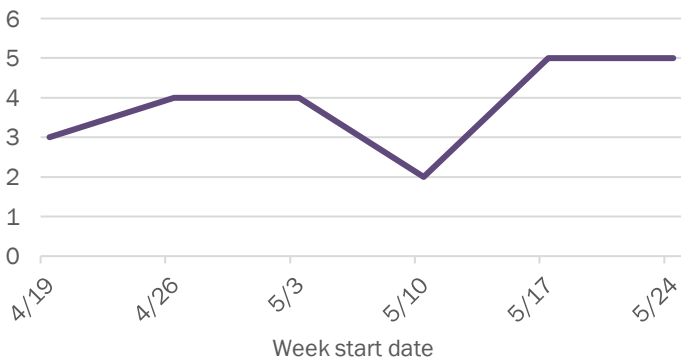
Daily percent of ED visits mentioning cough, fever, or shortness of breath



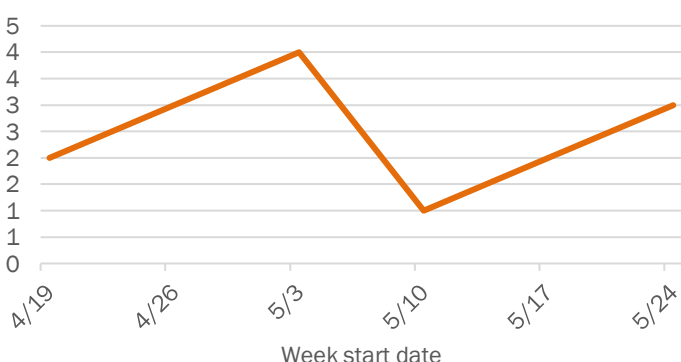
Daily percent of ED visits resulting in cough-associated admissions



Weekly count of ED vists for influenza-like illness



Weekly count of ED vists for COVID-like illness



The Electronic Surveillance System for the Early Notification of Community-Based Epidemics (ESSENCE-FL) includes chief complaint data from 211 of 212 Florida EDs. Data are transmitted electronically to ESSENCE-FL daily or hourly.

Coronavirus: summary for Liberty County

Data for Jun 1, 2020 (verified at 10 AM)

Data in this report are provisional and subject to change.

Confirmed cases

Total cases

213

Florida residents

213

Non-Florida residents

0

Gender for Florida residents

Men

208

Women

5

Unknown

0

Age for Florida residents

Range

20 - 73

Median age

41

Cases confirmed in Florida residents per day

5

2

3

4

5/18

5/19

5/20

5/21

5/22

5/23

5/24

5/25

5/26

5/27

5/28

5/29

5/30

5/31

Date case confirmed

Race, ethnicity	Cases	Hospitalizations	Deaths
White	110	52%	0
Hispanic	5	2%	0
Non-Hispanic	50	23%	0
Unknown ethnicity	55	26%	0
Black	95	45%	0
Hispanic	0	0%	0
Non-Hispanic	80	38%	0
Unknown ethnicity	15	7%	0
Other	5	2%	1
Hispanic	1	0%	0
Non-Hispanic	1	0%	1
Unknown ethnicity	3	1%	0
Unknown race	3	1%	0
Hispanic	0	0%	0
Non-Hispanic	0	0%	0
Unknown ethnicity	3	1%	0
Total	213	1	0

Hospitalization

counts include anyone who was hospitalized at some point during their illness. It does not reflect the number of people currently hospitalized.

Other race

includes any person with a race of American Indian/Alaskan native, Asian, native Hawaiian/Pacific Islander, or other.

Outcomes for Florida residents

Liberty

Hospitalizations

1

(0% of all cases)

Deaths

0

(0% of all cases)

Statewide

Hospitalizations

10,231

(18% of all cases)

Deaths

2,460

(4% of all cases)

Cases in facility staff/residents

Liberty

Long-term care

3

(1% of all cases)

Correctional

205

(96% of all cases)

Statewide

Long-term care

9,113

(16% of all cases)

Correctional

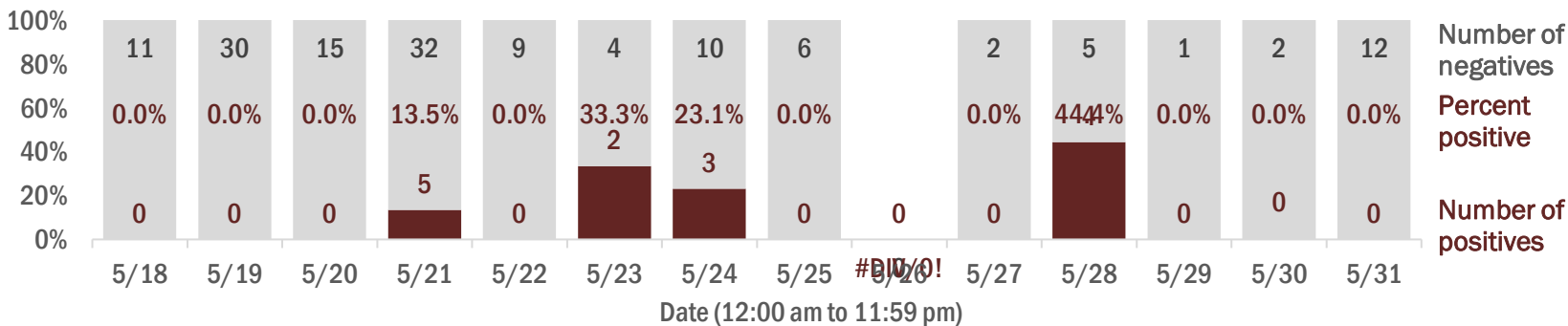
2,600

(5% of all cases)

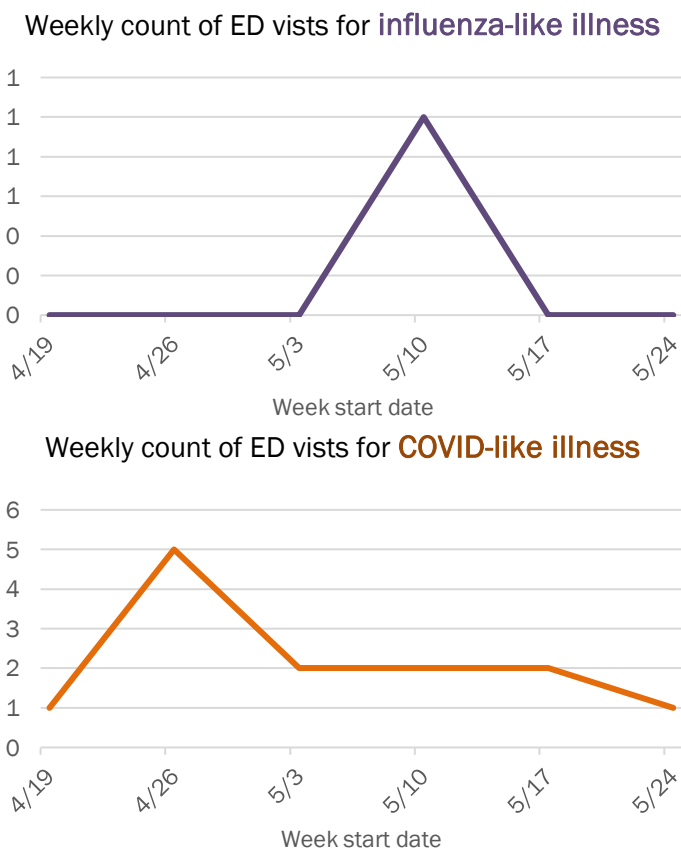
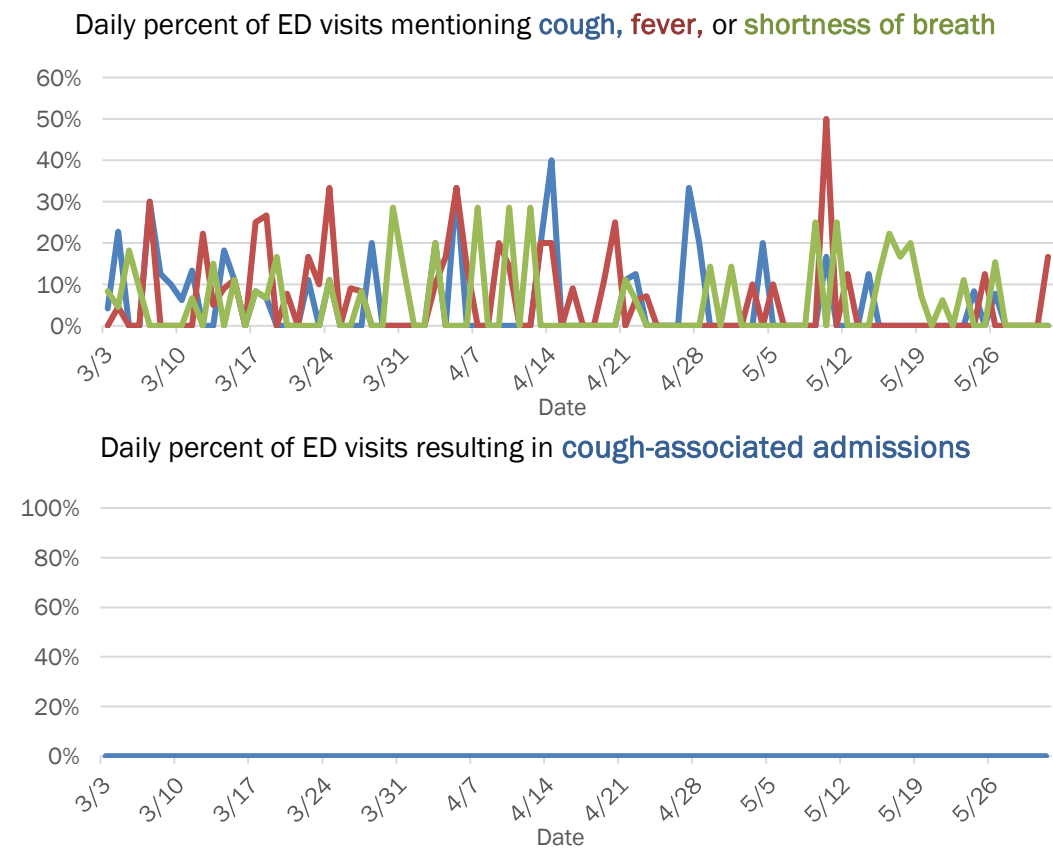
Laboratory testing for Florida residents and non-Florida residents over the past 2 weeks

Number and percent of positive labs

These counts include the number of people for whom the department received laboratory results by day. This percent is the number of people who test positive for the first time divided by all the people tested that day, excluding people who have previously tested positive.



Emergency department (ED) chief complaint and admission data for Liberty County



The Electronic Surveillance System for the Early Notification of Community-Based Epidemics (ESSENCE-FL) includes chief complaint data from 211 of 212 Florida EDs. Data are transmitted electronically to ESSENCE-FL daily or hourly.

Coronavirus: summary for Madison County

Data for Jun 1, 2020 (verified at 10 AM)

Data in this report are provisional and subject to change.

Confirmed cases

Total cases

69

Florida residents

65

Non-Florida residents

4

Gender for Florida residents

Men

26

Women

39

Unknown

0

Age for Florida residents

Range

0 - 98

Median age

57

Cases confirmed in Florida residents per day

2

1

2

5/18

5/19

5/20

5/21

5/22

5/23

5/24

5/25

5/26

5/27

5/28

5/29

5/30

5/31

Date case confirmed

Race, ethnicity	Cases	Hospitalizations	Deaths
White	2132%00%	00%	00%
Hispanic	00%	00%	00%
Non-Hispanic	1828%	00%	00%
Unknown ethnicity	35%	00%	00%
Black	3757%	4100%	4100%
Hispanic	00%	00%	00%
Non-Hispanic	3249%	4100%	4100%
Unknown ethnicity	58%	00%	00%
Other	46%	00%	00%
Hispanic	12%	00%	00%
Non-Hispanic	23%	00%	00%
Unknown ethnicity	12%	00%	00%
Unknown race	35%	00%	00%
Hispanic	00%	00%	00%
Non-Hispanic	00%	00%	00%
Unknown ethnicity	35%	00%	00%
Total	65	4	4

Hospitalization

counts include anyone who was hospitalized at some point during their illness. It does not reflect the number of people currently hospitalized.

Other race

includes any person with a race of American Indian/Alaskan native, Asian, native Hawaiian/Pacific Islander, or other.

Outcomes for Florida residents

Madison

Hospitalizations

4

(6% of all cases)

Deaths

4

(6% of all cases)

Statewide

Hospitalizations

10,231

(18% of all cases)

Deaths

2,460

(4% of all cases)

Cases in facility staff/residents

Madison

Long-term care

43

(66% of all cases)

Correctional

0

(0% of all cases)

Statewide

Long-term care

9,113

(16% of all cases)

Correctional

2,600

(5% of all cases)

Laboratory testing for Florida residents and non-Florida residents over the past 2 weeks

Number and percent of positive labs

These counts include the number of people for whom the department received laboratory results by day. This percent is the number of people who test positive for the first time divided by all the people tested that day, excluding people who have previously tested positive.

100%

80%

60%

40%

20%

0%

46

38

18

27

177

15

75

27

10

9

18

9

42

22

0.0%

5.0%

0.0%

0.0%

0.6%

0.0%

2.6%

0.0%

0.0%

0.0%

0.0%

0.0%

0.0%

0.0%

0

2

0

0

1

0

2

0

0

0

0

0

0

0

5/18

5/19

5/20

5/21

5/22

5/23

5/24

5/25

5/26

5/27

5/28

5/29

5/30

5/31

Number of negatives

Percent positive

Number of positives

Date (12:00 am to 11:59 pm)

Emergency department (ED) chief complaint and admission data for Madison County

Daily percent of ED visits mentioning cough, fever, or shortness of breath

30%

25%

20%

15%

10%

5%

0%

3/3

3/10

3/17

3/24

3/31

4/7

4/14

4/21

4/28

5/5

5/12

5/19

5/26

Daily percent of ED visits resulting in cough-associated admissions

9%

8%

7%

6%

5%

4%

3%

2%

1%

0%

3/3

3/10

3/17

3/24

3/31

4/7

4/14

4/21

4/28

5/5

5/12

5/19

5/26

Weekly count of ED vists for influenza-like illness

4

3

2

1

0

4/19

4/26

5/3

5/10

5/17

5/24

Weekly count of ED vists for COVID-like illness

5

4

3

2

1

0

4/19

4/26

5/3

5/10

5/17

5/24

The Electronic Surveillance System for the Early Notification of Community-Based Epidemics (ESSENCE-FL) includes chief complaint data from 211 of 212 Florida EDs. Data are transmitted electronically to ESSENCE-FL daily or hourly.

Coronavirus: summary for Manatee County

Data for Jun 1, 2020 (verified at 10 AM)

Data in this report are provisional and subject to change.

Confirmed cases

Total cases

1,057

Florida residents

1,050

Non-Florida residents

7

Gender for Florida residents

Men

449

Women

600

Unknown

1

Age for Florida residents

Range

0 - 101

Median age

55

Cases confirmed in Florida residents per day

33

5/18

6

5/19

40

5/20

12

5/21

10

5/22

18

5/23

11

5/24

4

5/25

6

5/26

11

5/27

16

5/28

12

5/29

9

5/30

14

5/31

Date case confirmed

Race, ethnicity	Cases	Hospitalizations	Deaths
White	696 66%	137 64%	70 72%
Hispanic	203 19%	11 5%	3 3%
Non-Hispanic	457 44%	111 52%	62 64%
Unknown ethnicity	36 3%	15 7%	5 5%
Black	191 18%	39 18%	16 16%
Hispanic	7 1%	0 0%	1 1%
Non-Hispanic	179 17%	39 18%	14 14%
Unknown ethnicity	5 0%	0 0%	1 1%
Other	82 8%	33 15%	8 8%
Hispanic	47 4%	21 10%	3 3%
Non-Hispanic	26 2%	5 2%	1 1%
Unknown ethnicity	9 1%	7 3%	4 4%
Unknown race	81 8%	6 3%	3 3%
Hispanic	3 0%	0 0%	0 0%
Non-Hispanic	1 0%	0 0%	0 0%
Unknown ethnicity	77 7%	6 3%	3 3%
Total	1,050	215	97

Hospitalization

counts include anyone who was hospitalized at some point during their illness. It does not reflect the number of people currently hospitalized.

Other race

includes any person with a race of American Indian/Alaskan native, Asian, native Hawaiian/Pacific Islander, or other.

Outcomes for Florida residents

Manatee

Hospitalizations

215

(20% of all cases)

Deaths

97

(9% of all cases)

Statewide

Hospitalizations

10,231

(18% of all cases)

Deaths

2,460

(4% of all cases)

Cases in facility staff/residents

Manatee

Long-term care

422

(40% of all cases)

Correctional

3

(0% of all cases)

Statewide

Long-term care

9,113

(16% of all cases)

Correctional

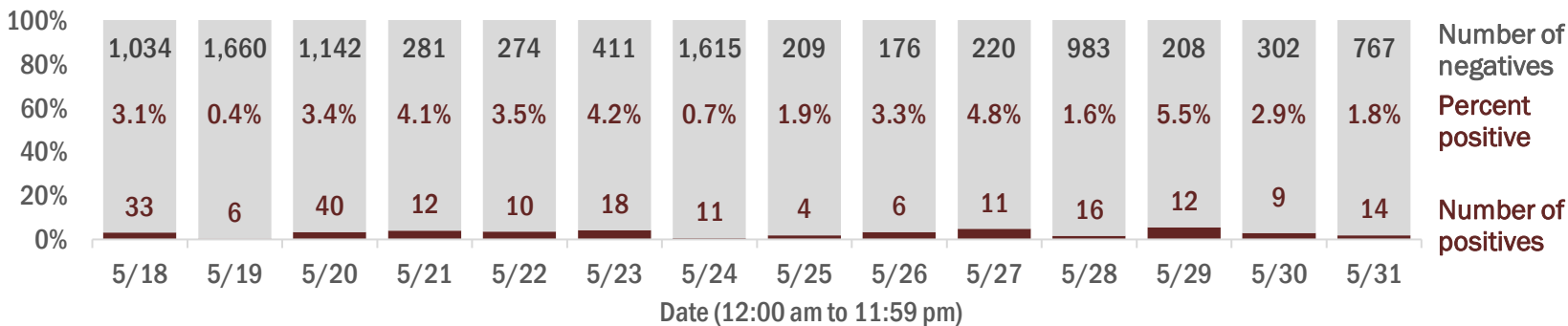
2,600

(5% of all cases)

Laboratory testing for Florida residents and non-Florida residents over the past 2 weeks

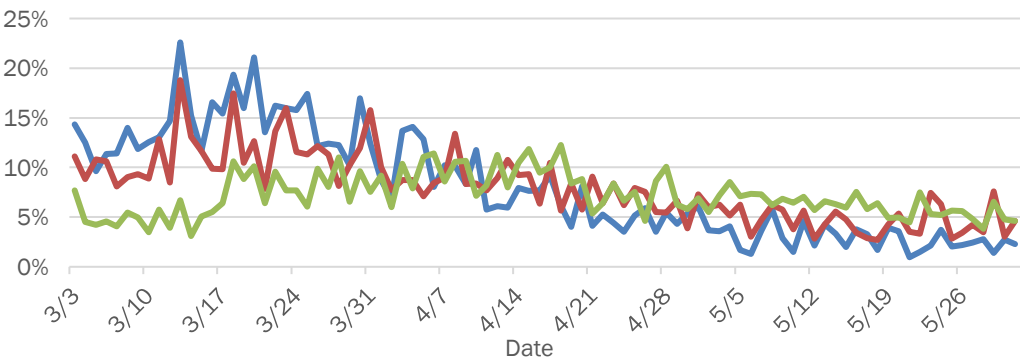
Number and percent of positive labs

These counts include the number of people for whom the department received laboratory results by day. This percent is the number of people who test positive for the first time divided by all the people tested that day, excluding people who have previously tested positive.

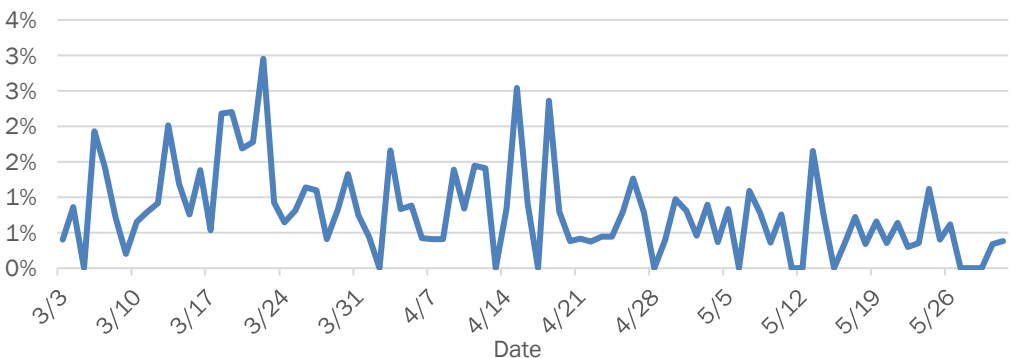


Emergency department (ED) chief complaint and admission data for Manatee County

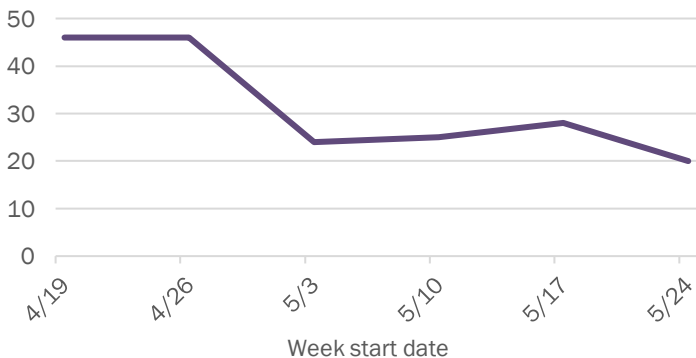
Daily percent of ED visits mentioning cough, fever, or shortness of breath



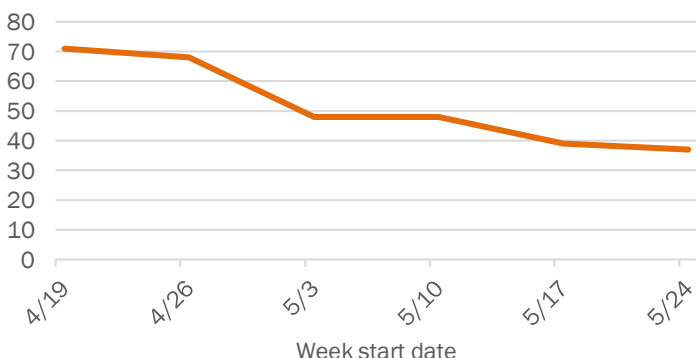
Daily percent of ED visits resulting in cough-associated admissions



Weekly count of ED vists for influenza-like illness



Weekly count of ED vists for COVID-like illness

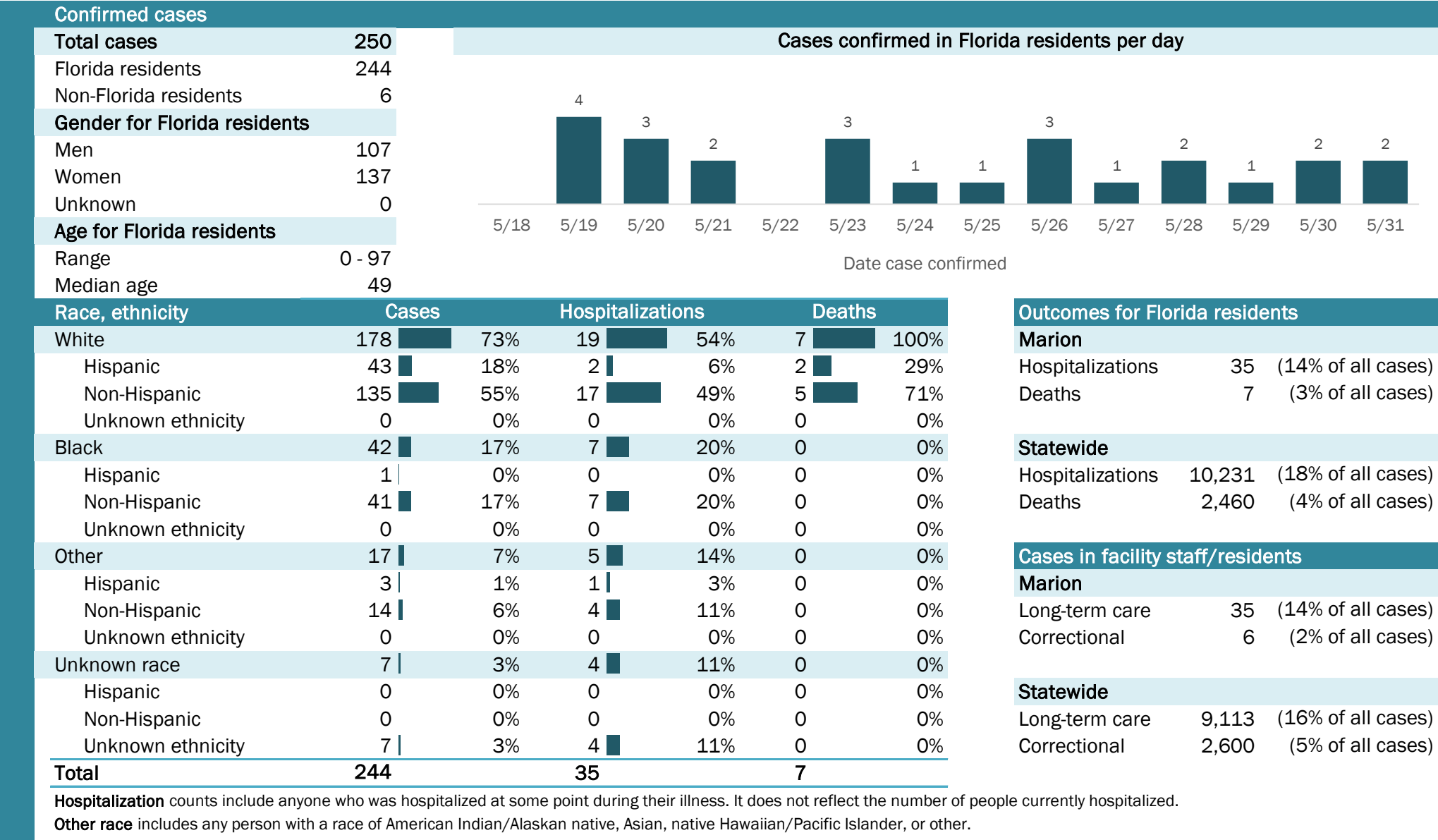


The Electronic Surveillance System for the Early Notification of Community-Based Epidemics (ESSENCE-FL) includes chief complaint data from 211 of 212 Florida EDs. Data are transmitted electronically to ESSENCE-FL daily or hourly.

Coronavirus: summary for Marion County

Data for Jun 1, 2020 (verified at 10 AM)

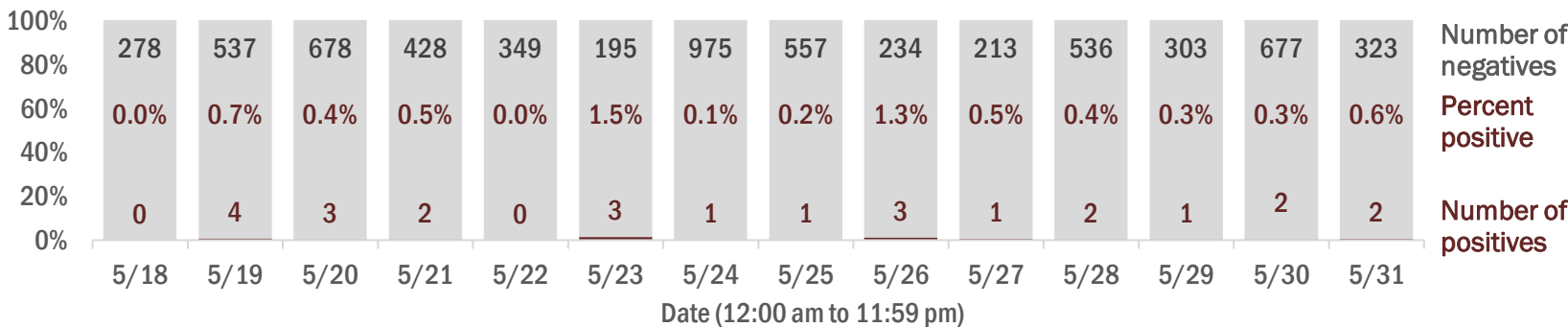
Data in this report are provisional and subject to change.



Laboratory testing for Florida residents and non-Florida residents over the past 2 weeks

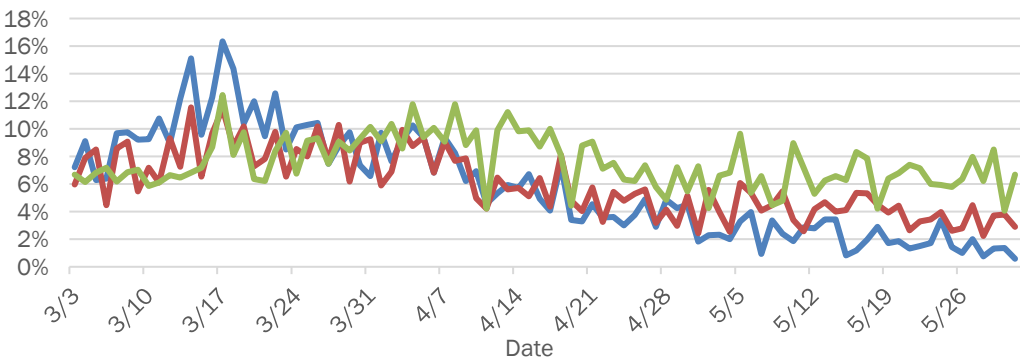
Number and percent of positive labs

These counts include the number of people for whom the department received laboratory results by day. This percent is the number of people who test positive for the first time divided by all the people tested that day, excluding people who have previously tested positive.

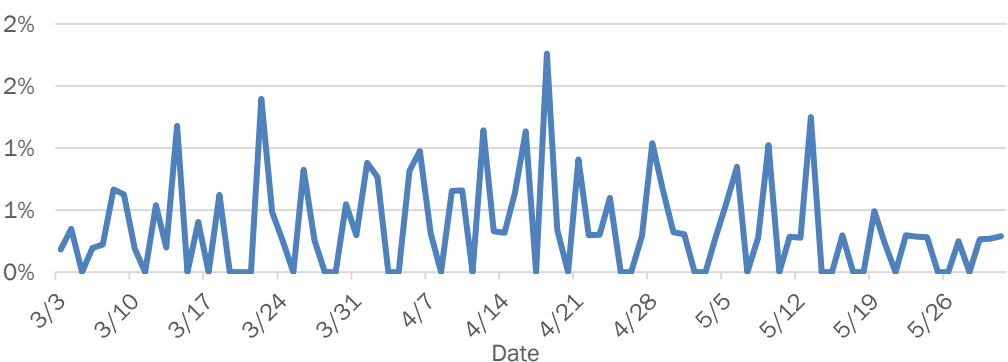


Emergency department (ED) chief complaint and admission data for Marion County

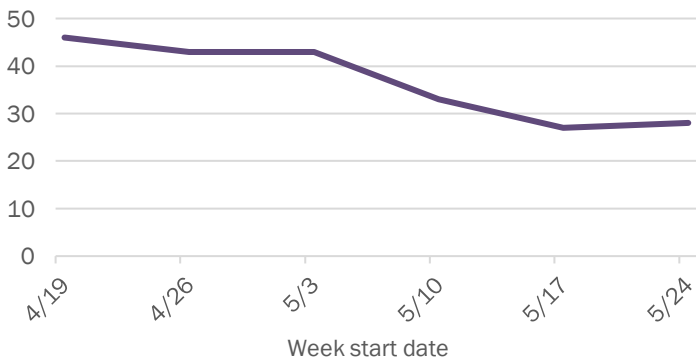
Daily percent of ED visits mentioning cough, fever, or shortness of breath



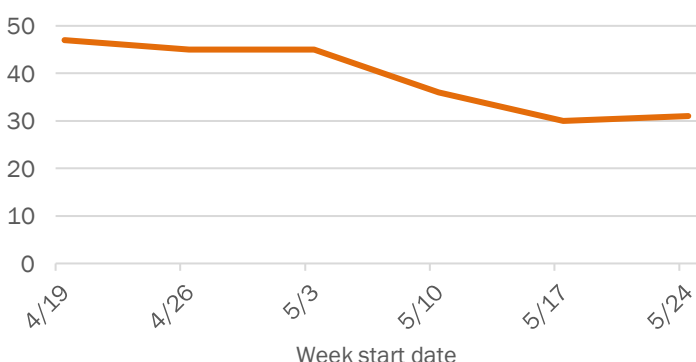
Daily percent of ED visits resulting in cough-associated admissions



Weekly count of ED vists for influenza-like illness



Weekly count of ED vists for COVID-like illness

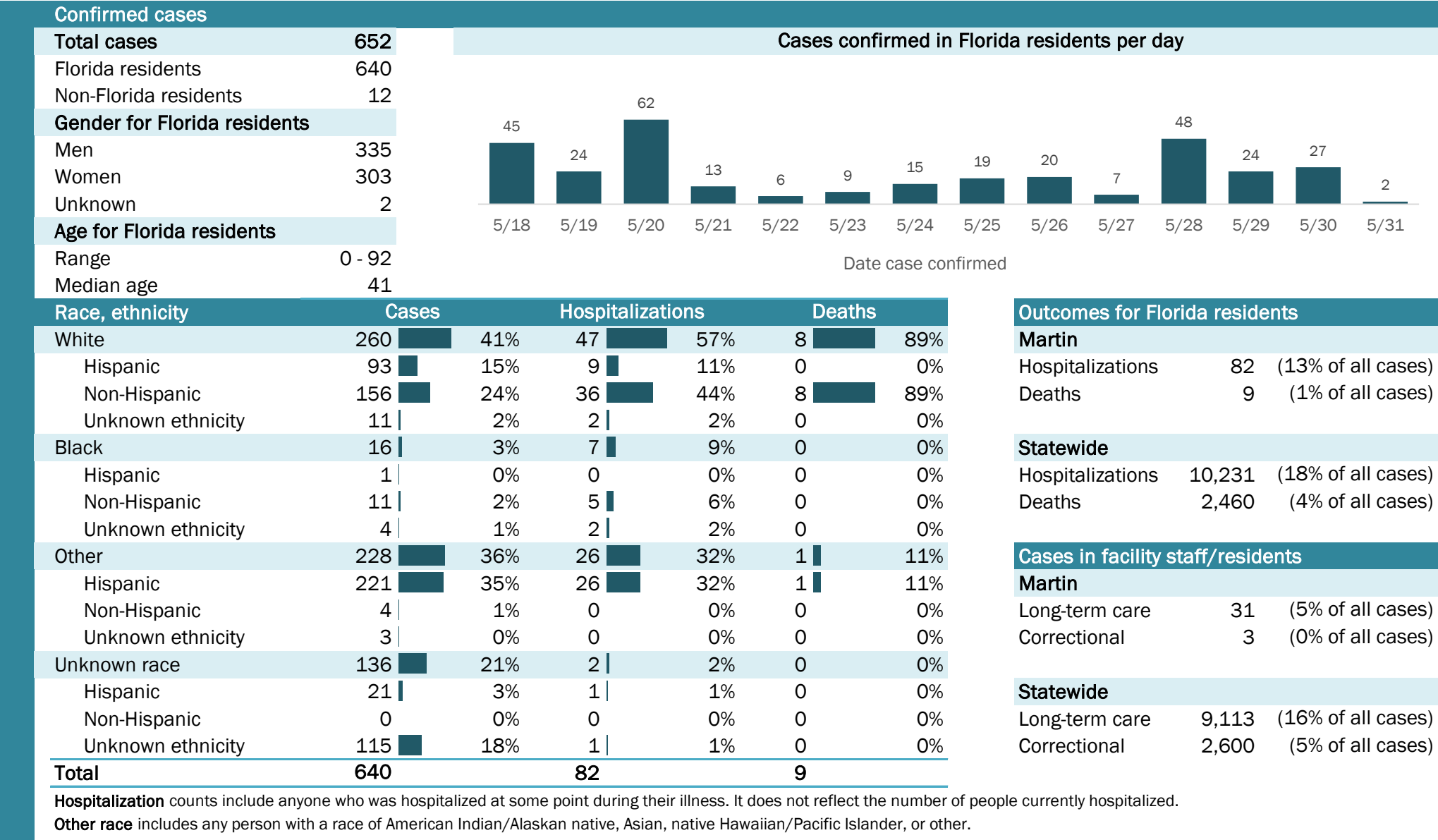


The Electronic Surveillance System for the Early Notification of Community-Based Epidemics (ESSENCE-FL) includes chief complaint data from 211 of 212 Florida EDs. Data are transmitted electronically to ESSENCE-FL daily or hourly.

Coronavirus: summary for Martin County

Data for Jun 1, 2020 (verified at 10 AM)

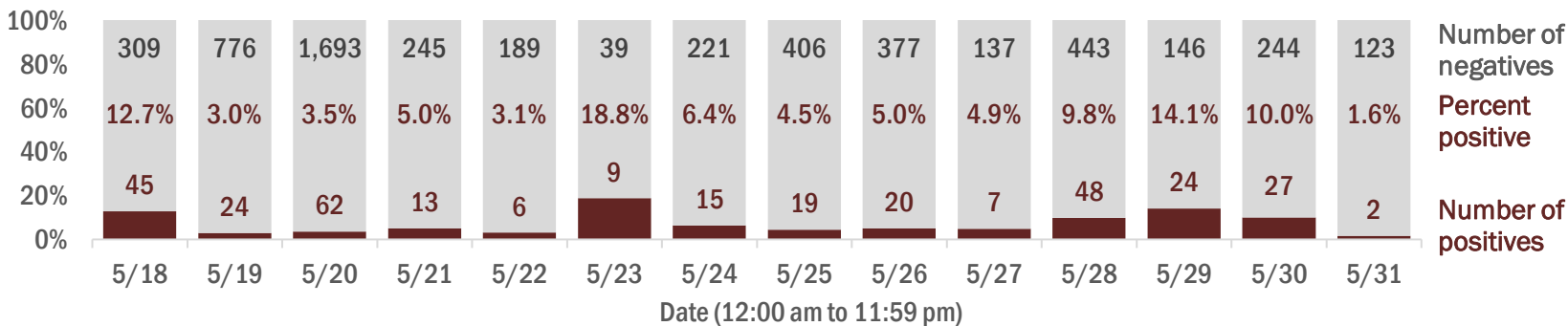
Data in this report are provisional and subject to change.



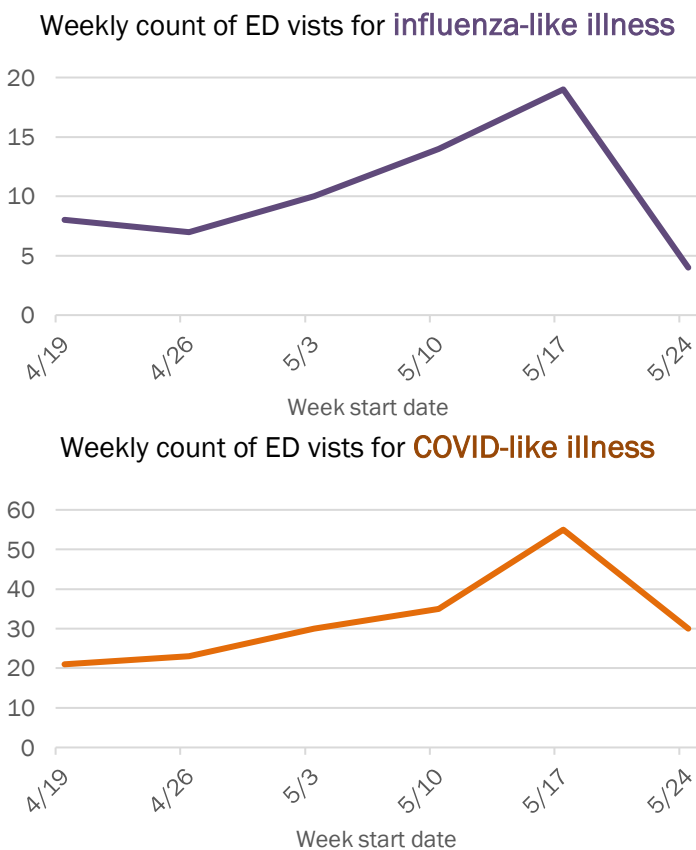
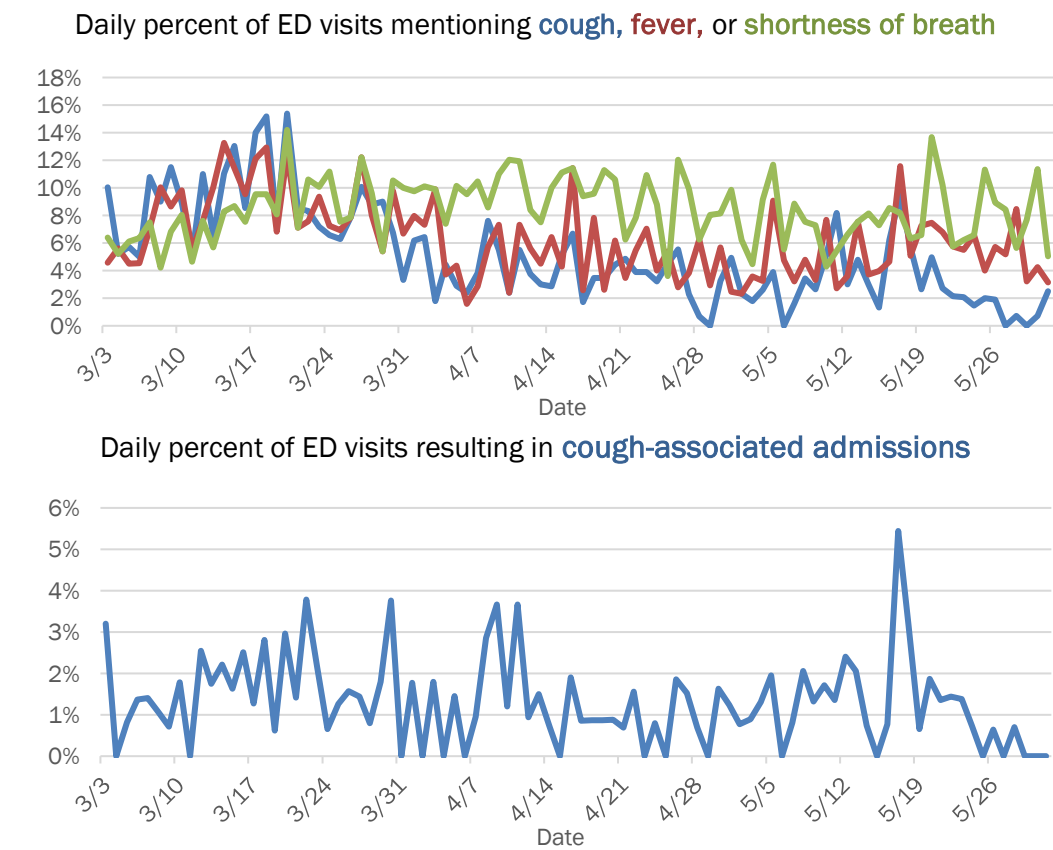
Laboratory testing for Florida residents and non-Florida residents over the past 2 weeks

Number and percent of positive labs

These counts include the number of people for whom the department received laboratory results by day. This percent is the number of people who test positive for the first time divided by all the people tested that day, excluding people who have previously tested positive.



Emergency department (ED) chief complaint and admission data for Martin County



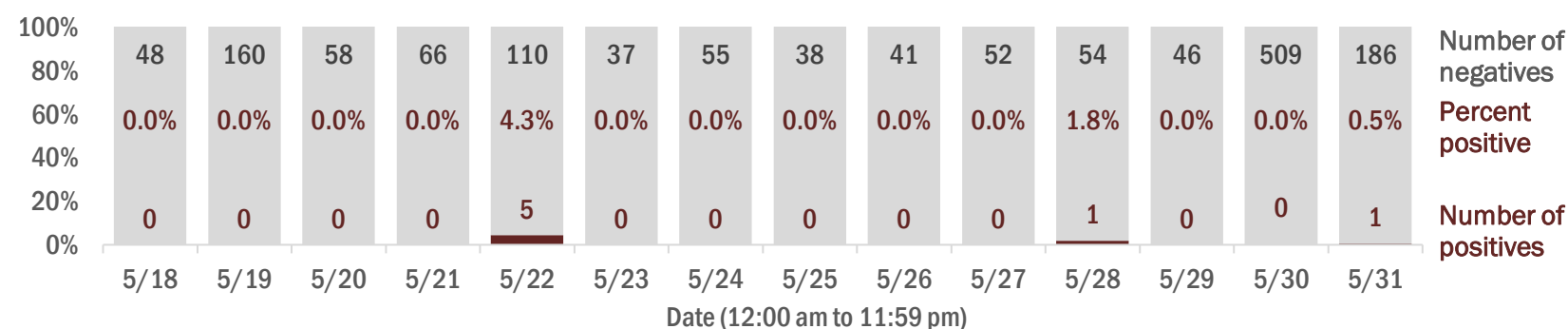
The Electronic Surveillance System for the Early Notification of Community-Based Epidemics (ESSENCE-FL) includes chief complaint data from 211 of 212 Florida EDs. Data are transmitted electronically to ESSENCE-FL daily or hourly.

Data in this report are provisional and subject to change.

Outcomes for Florida residents		
Monroe		
Hospitalizations	10	(10% of all cases)
Deaths	4	(4% of all cases)
Statewide		
Hospitalizations	10,231	(18% of all cases)
Deaths	2,460	(4% of all cases)
Cases in facility staff/residents		
Monroe		
Long-term care	22	(22% of all cases)
Correctional	0	(0% of all cases)
Statewide		
Long-term care	9,113	(16% of all cases)
Correctional	2,600	(5% of all cases)

Hospitalization counts include anyone who was hospitalized at some point during their illness. It does not reflect the number of people currently hospitalized. **Other race** includes any person with a race of American Indian/Alaskan native, Asian, native Hawaiian/Pacific Islander, or other.

These counts include the number of people for whom the department received laboratory results by day. This percent is the number of people who test positive for the first time divided by all the people tested that day, excluding people who have previously tested positive.



Date	Total (%)	No religion (%)	Religious (%)
3/3	4	0	0
3/10	10	10	10
3/17	17	15	16
3/24	14	12	13
3/31	10	8	12
4/7	10	10	10
4/14	6	6	6
4/21	4	4	4
4/28	4	4	4
5/5	4	4	4
5/12	4	4	4
5/19	4	4	4
5/26	4	5	4

The chart displays the daily percentage of people wearing face masks in the United States from March 3 to May 26, 2020. The y-axis represents the percentage, ranging from 0% to 2% in 0.5% increments. The x-axis shows dates at weekly intervals. The data is characterized by several sharp peaks, indicating periods of high mask usage, followed by drops. The highest peak occurs around April 7, reaching approximately 2.2%. Other notable peaks are seen in late March, mid-April, and late May.

Date	Percentage (%)
3/3	0.0
3/10	0.8
3/17	0.4
3/24	1.4
3/31	1.4
4/7	2.2
4/14	1.4
4/21	1.4
4/28	0.0
5/5	0.0
5/12	1.4
5/19	0.0
5/26	1.8

Week start date	New cases
4/19	8
4/26	1
5/3	2
5/10	4
5/17	2
5/24	4

Week start date	New cases
4/19	8
4/26	5
5/3	2
5/10	3
5/17	3
5/24	4

The Electronic Surveillance System for the Early Notification of Community-Based Epidemics (ESSENCE-FL) includes chief complaint data from 211 of 212 Florida EDs. Data are transmitted electronically to ESSENCE-FL daily or hourly.

Data in this report are provisional and subject to change.

Date case confirmed	Number of cases
5/19	1
5/24	1
5/27	2
5/29	1
5/30	1

Long-term care	9,113	(16% of all cases)
Correctional	2,600	(5% of all cases)

Other race includes any person with a race of American Indian/Alaskan native, Asian, native Hawaiian/Pacific Islander, or other.

Date (12:00 am to 11:59 pm)	Number of negatives	Percent positive	Number of positives
5/18	130	0.0%	0
5/19	425	0.2%	1
5/20	214	0.0%	0
5/21	62	0.0%	0
5/22	44	0.0%	0
5/23	35	0.0%	0
5/24	134	0.7%	1
5/25	110	0.0%	0
5/26	76	0.0%	0
5/27	75	2.6%	2
5/28	111	0.0%	0
5/29	49	2.0%	1
5/30	71	1.4%	1
5/31	85	0.0%	0

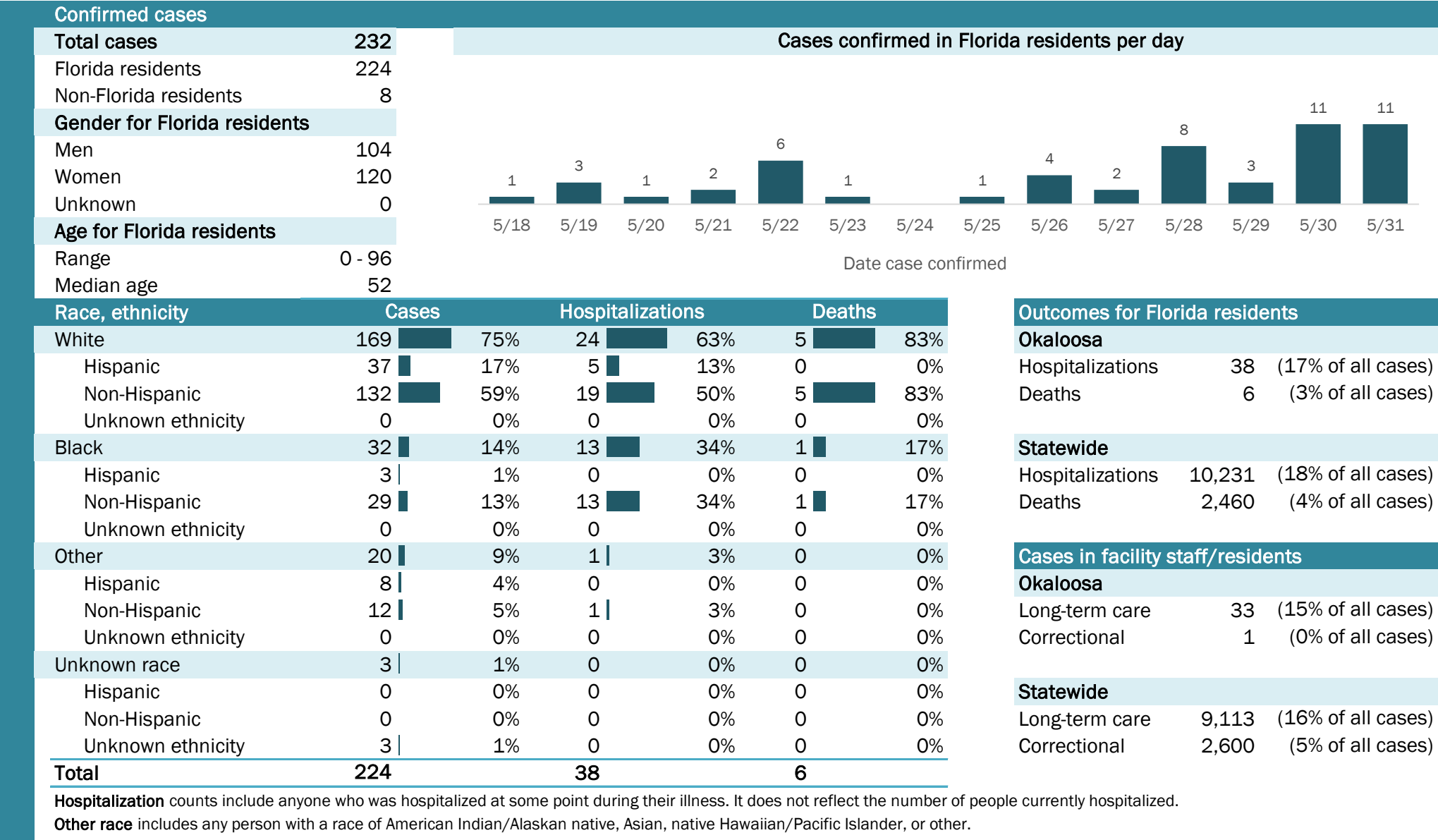
Week start date	New cases
4/19	14
4/26	12
5/3	15
5/10	7
5/17	6
5/24	7

The Electronic Surveillance System for the Early Notification of Community-Based Epidemics (ESSENCE-FL) includes chief complaint data from 211 of 212 Florida EDs. Data are transmitted electronically to ESSENCE-FL daily or hourly.

Coronavirus: summary for Okaloosa County

Data for Jun 1, 2020 (verified at 10 AM)

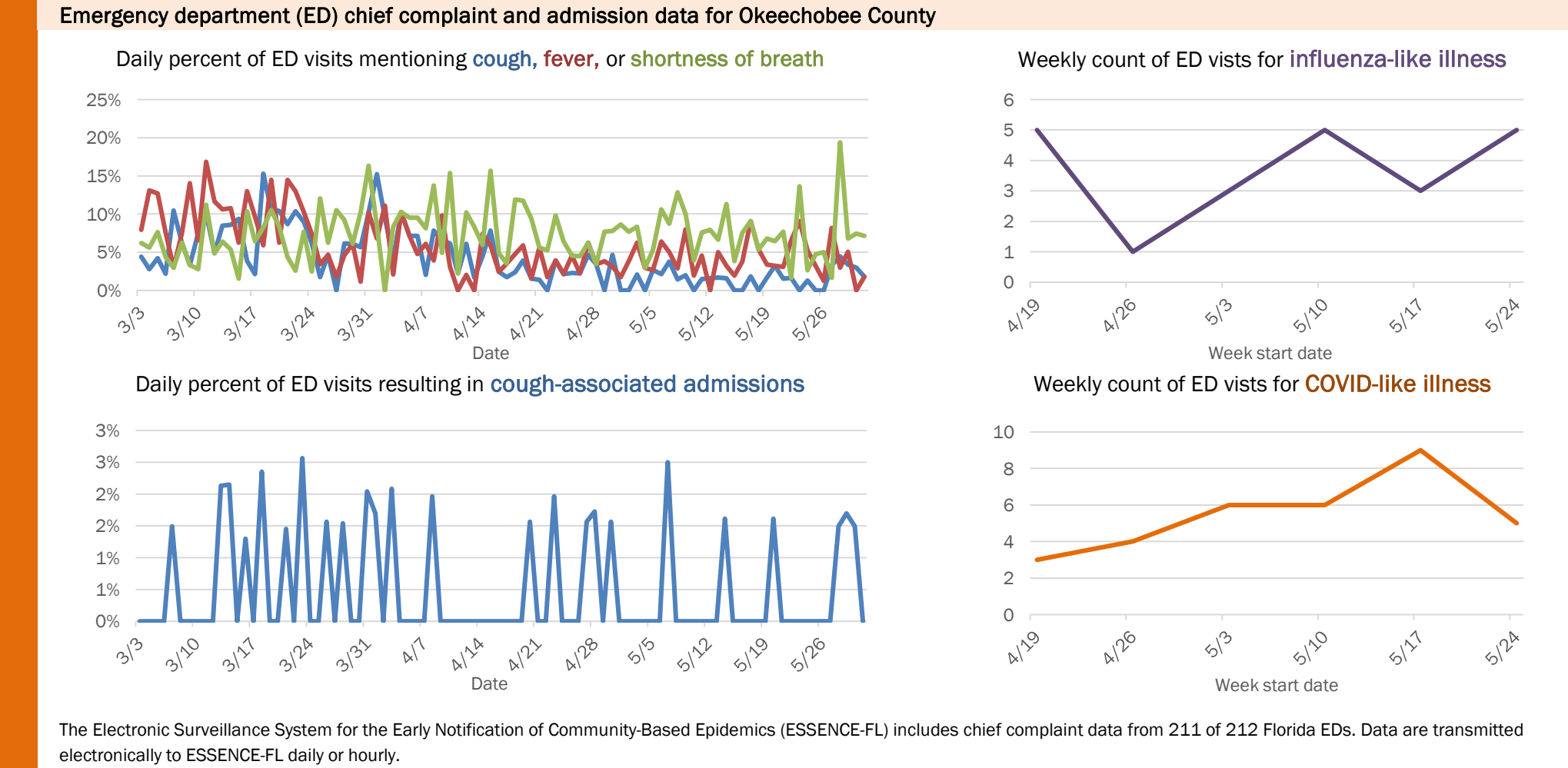
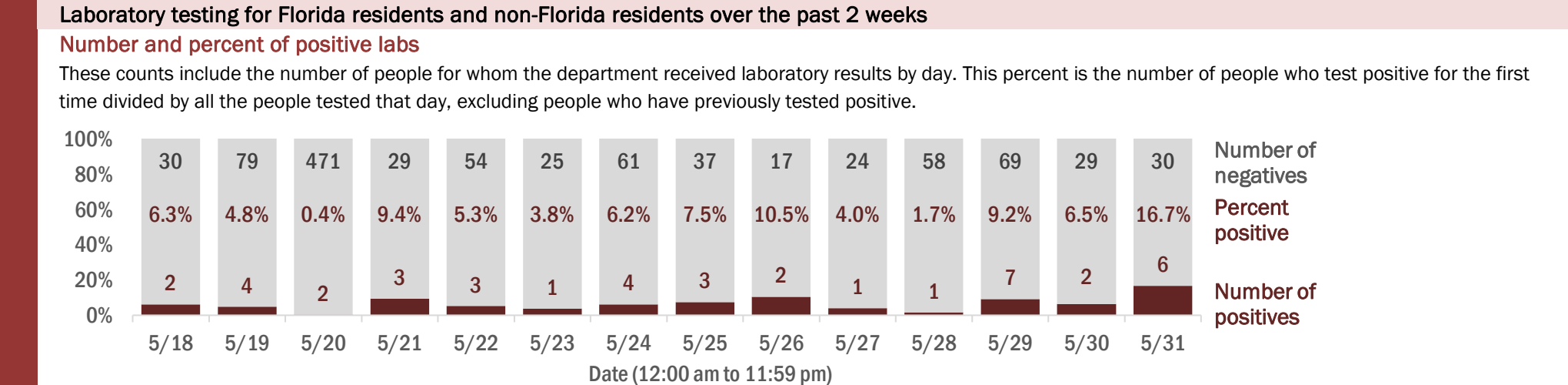
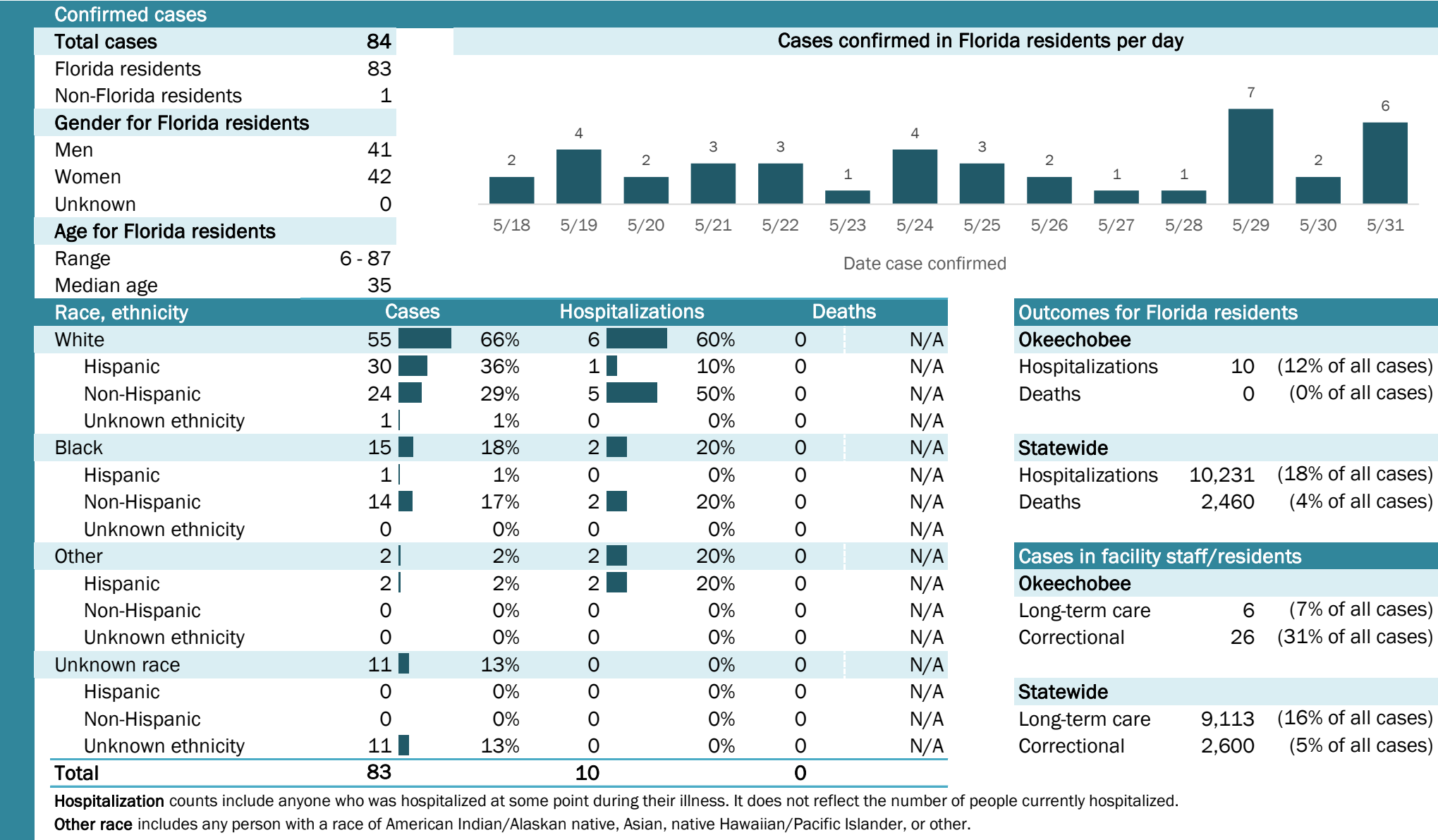
Data in this report are provisional and subject to change.



Coronavirus: summary for Okeechobee County

Data for Jun 1, 2020 (verified at 10 AM)

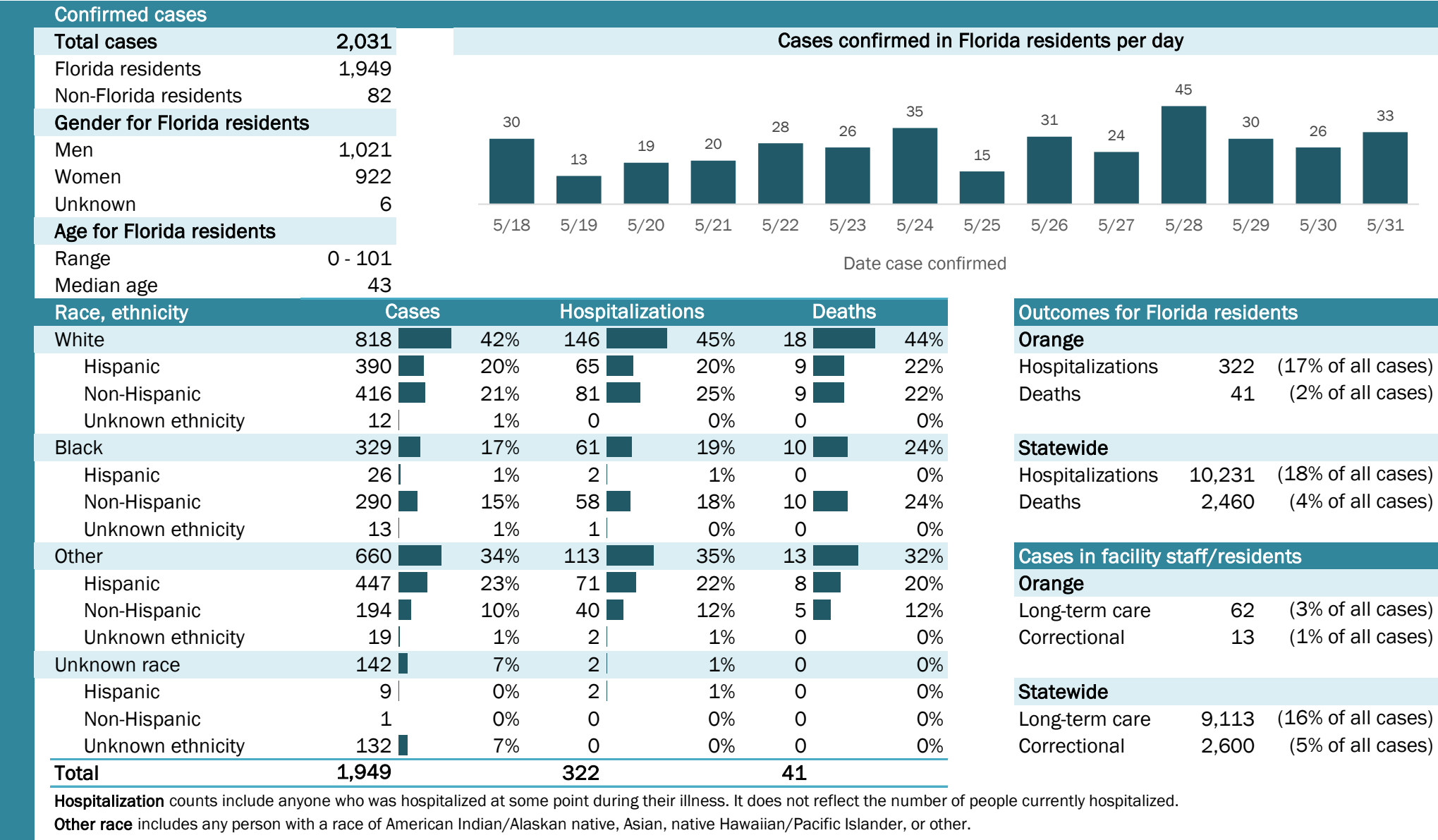
Data in this report are provisional and subject to change.



Coronavirus: summary for Orange County

Data for Jun 1, 2020 (verified at 10 AM)

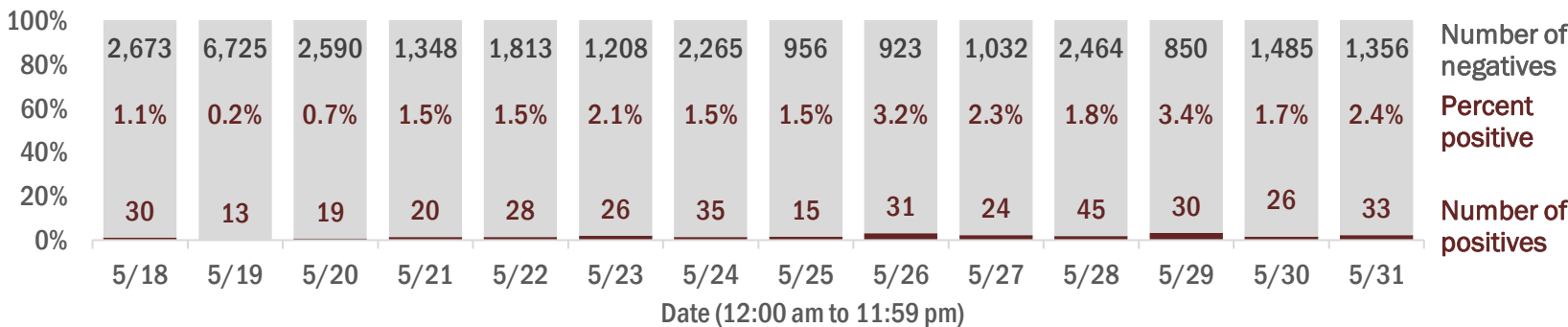
Data in this report are provisional and subject to change.



Laboratory testing for Florida residents and non-Florida residents over the past 2 weeks

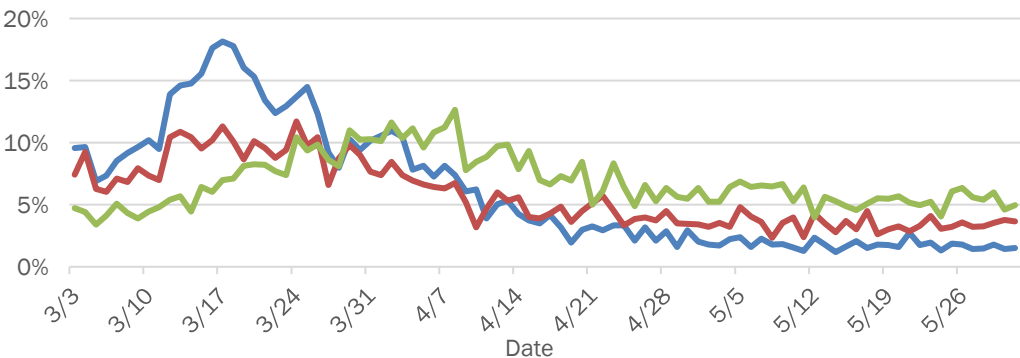
Number and percent of positive labs

These counts include the number of people for whom the department received laboratory results by day. This percent is the number of people who test positive for the first time divided by all the people tested that day, excluding people who have previously tested positive.

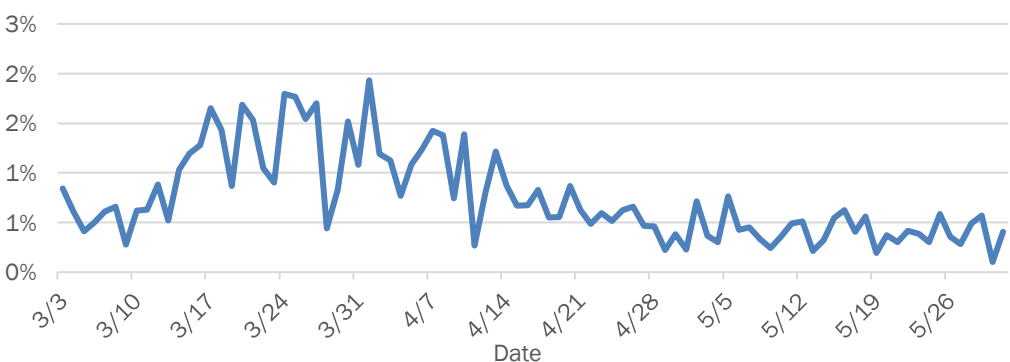


Emergency department (ED) chief complaint and admission data for Orange County

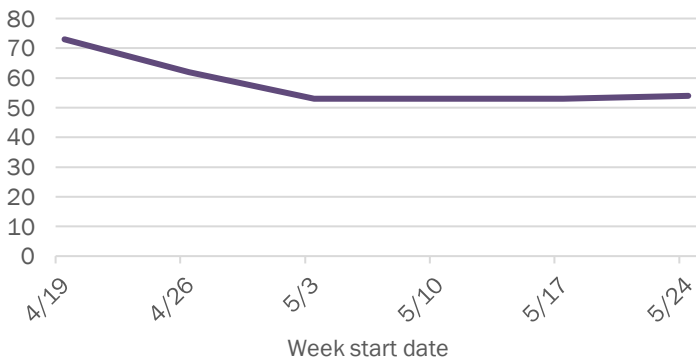
Daily percent of ED visits mentioning cough, fever, or shortness of breath



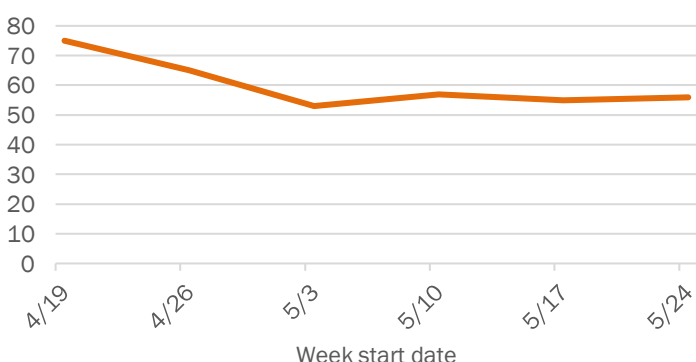
Daily percent of ED visits resulting in cough-associated admissions



Weekly count of ED visits for influenza-like illness



Weekly count of ED visits for COVID-like illness

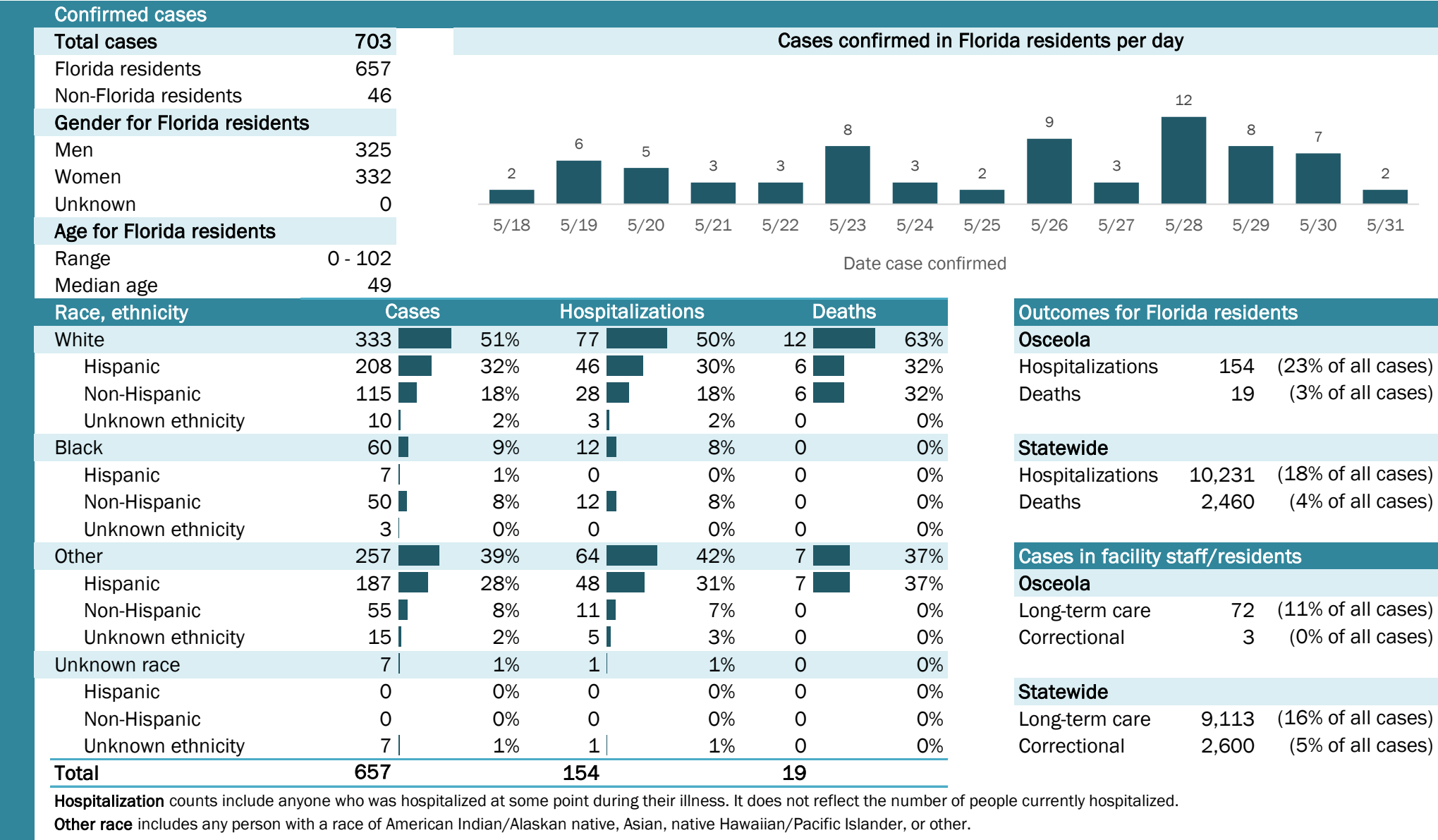


The Electronic Surveillance System for the Early Notification of Community-Based Epidemics (ESSENCE-FL) includes chief complaint data from 211 of 212 Florida EDs. Data are transmitted electronically to ESSENCE-FL daily or hourly.

Coronavirus: summary for Osceola County

Data for Jun 1, 2020 (verified at 10 AM)

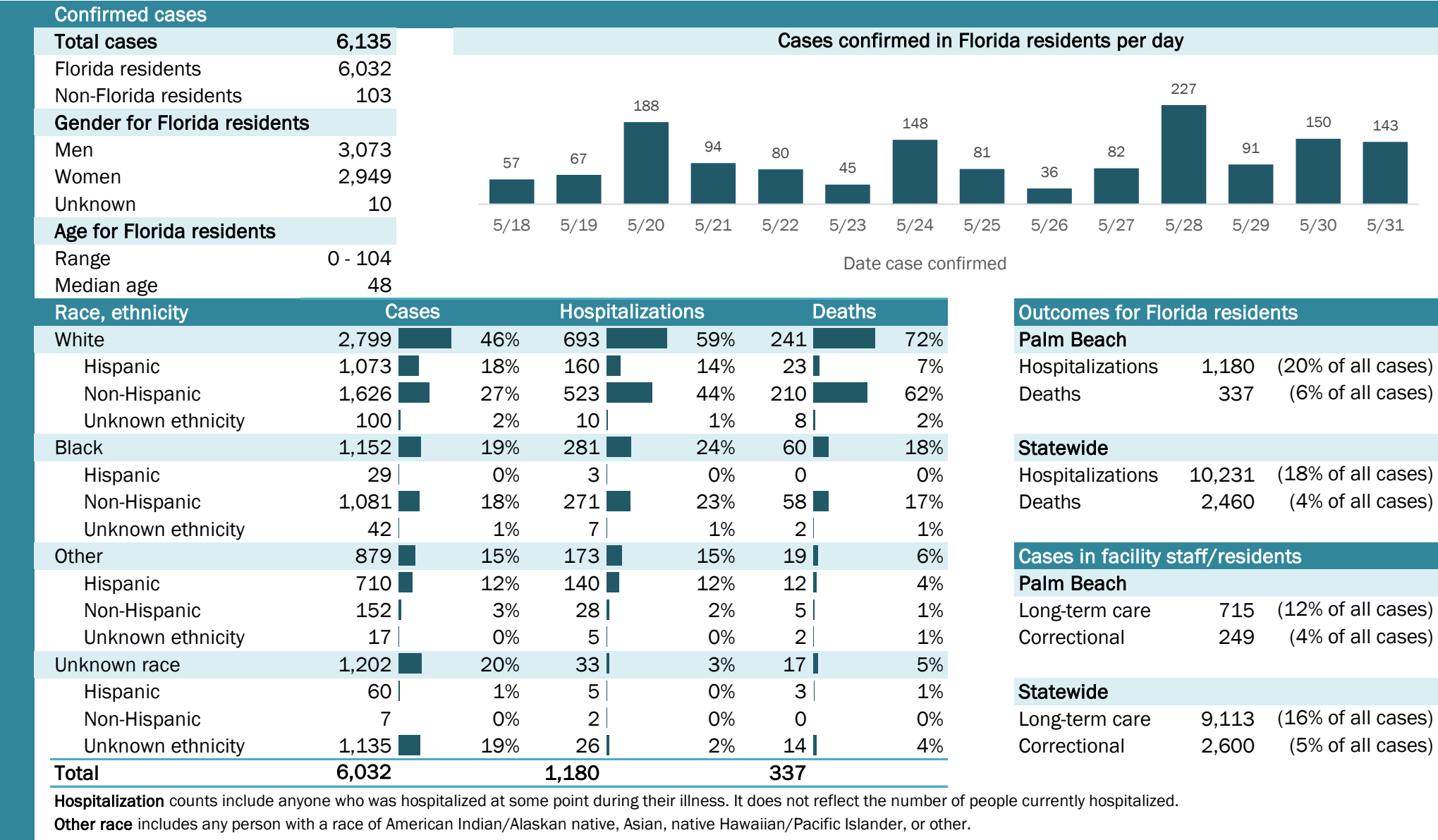
Data in this report are provisional and subject to change.



Coronavirus: summary for Palm Beach County

Data for Jun 1, 2020 (verified at 10 AM)

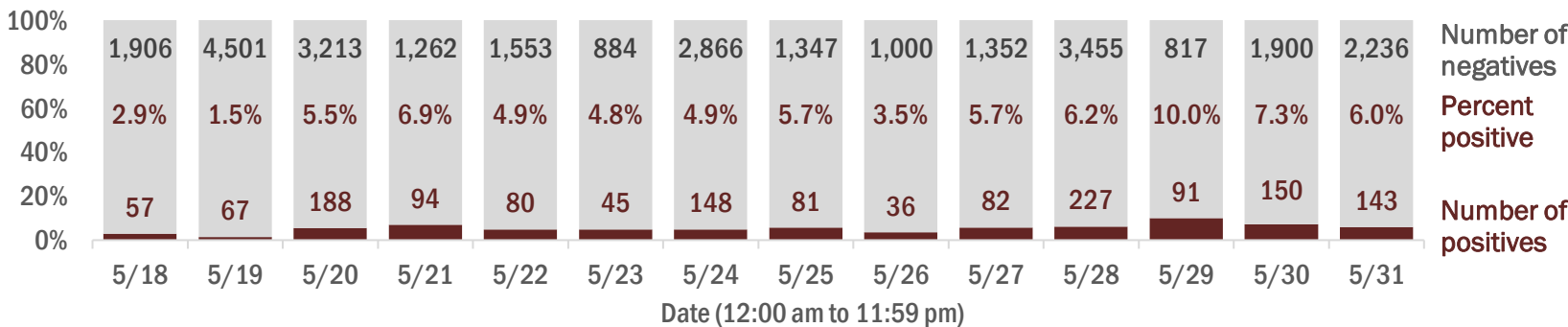
Data in this report are provisional and subject to change.



Laboratory testing for Florida residents and non-Florida residents over the past 2 weeks

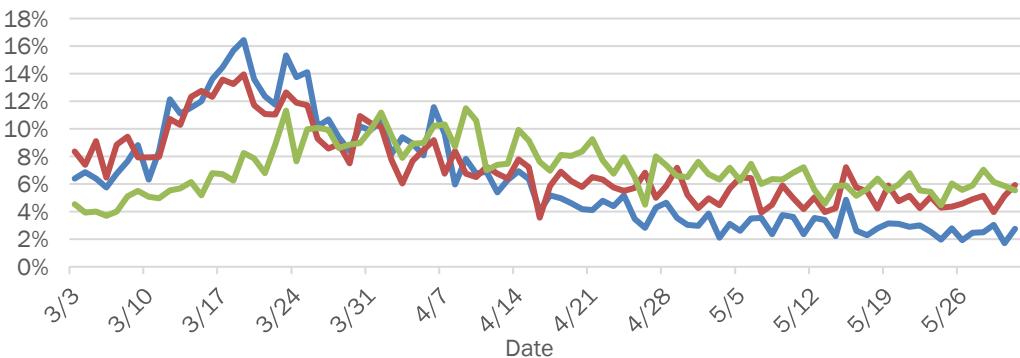
Number and percent of positive labs

These counts include the number of people for whom the department received laboratory results by day. This percent is the number of people who test positive for the first time divided by all the people tested that day, excluding people who have previously tested positive.

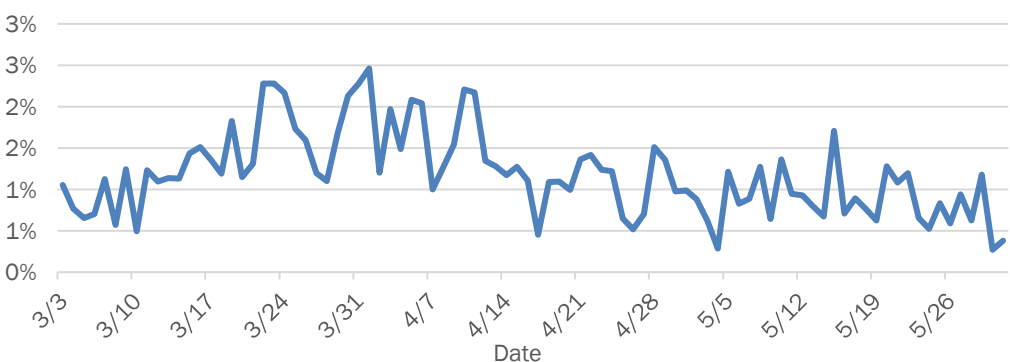


Emergency department (ED) chief complaint and admission data for Palm Beach County

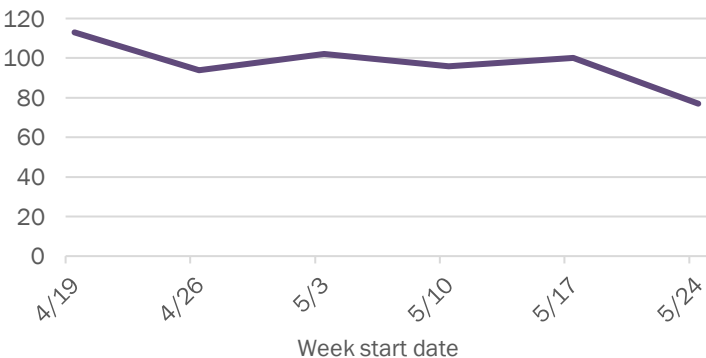
Daily percent of ED visits mentioning cough, fever, or shortness of breath



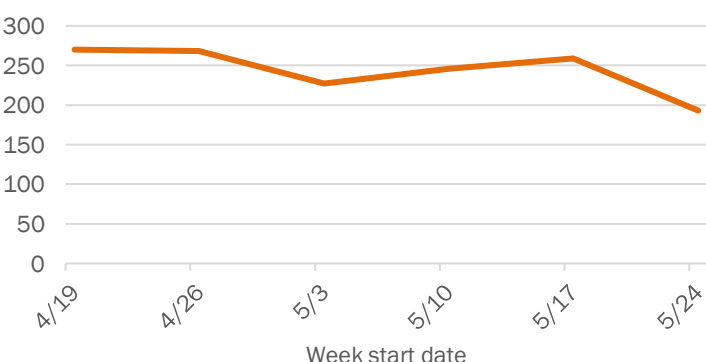
Daily percent of ED visits resulting in cough-associated admissions



Weekly count of ED vists for influenza-like illness



Weekly count of ED vists for COVID-like illness

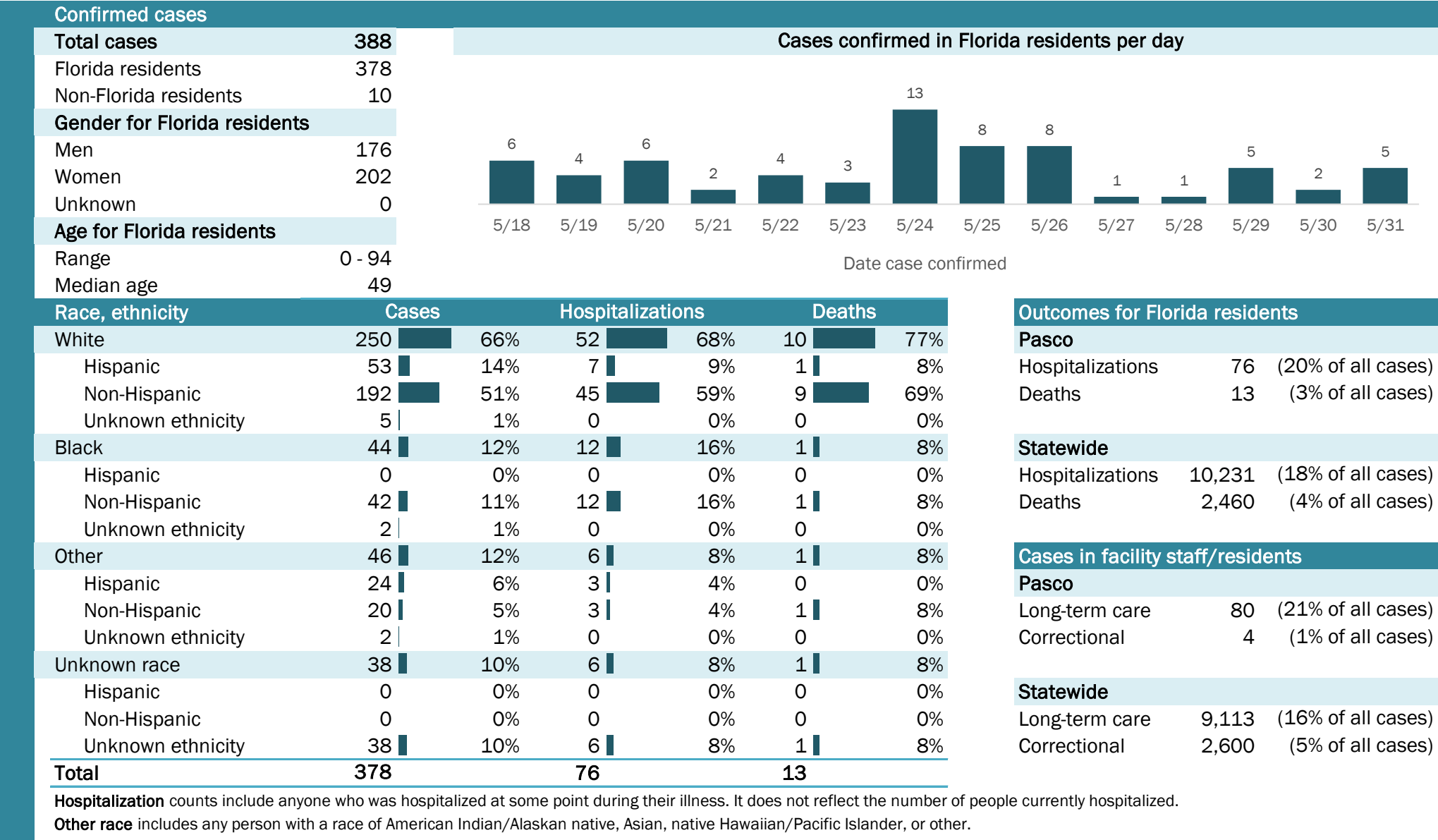


The Electronic Surveillance System for the Early Notification of Community-Based Epidemics (ESSENCE-FL) includes chief complaint data from 211 of 212 Florida EDs. Data are transmitted electronically to ESSENCE-FL daily or hourly.

Coronavirus: summary for Pasco County

Data for Jun 1, 2020 (verified at 10 AM)

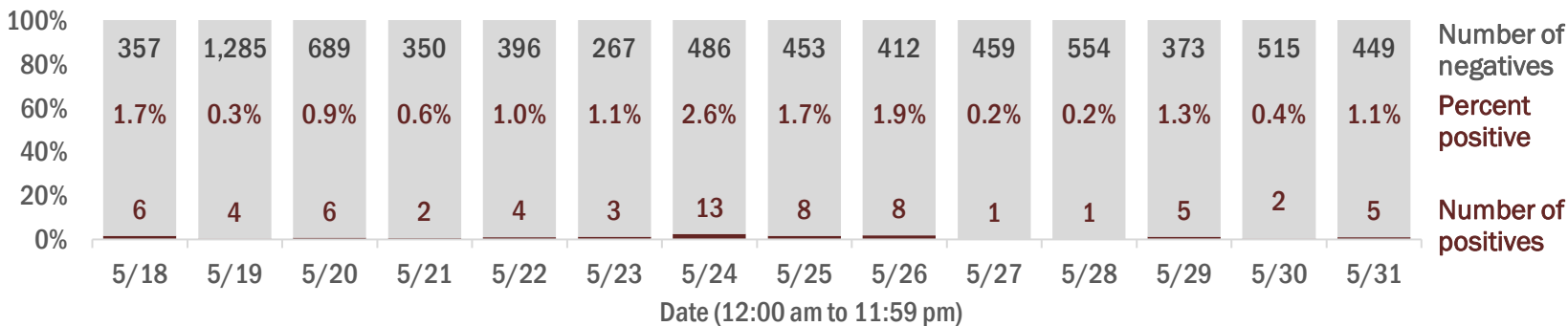
Data in this report are provisional and subject to change.



Laboratory testing for Florida residents and non-Florida residents over the past 2 weeks

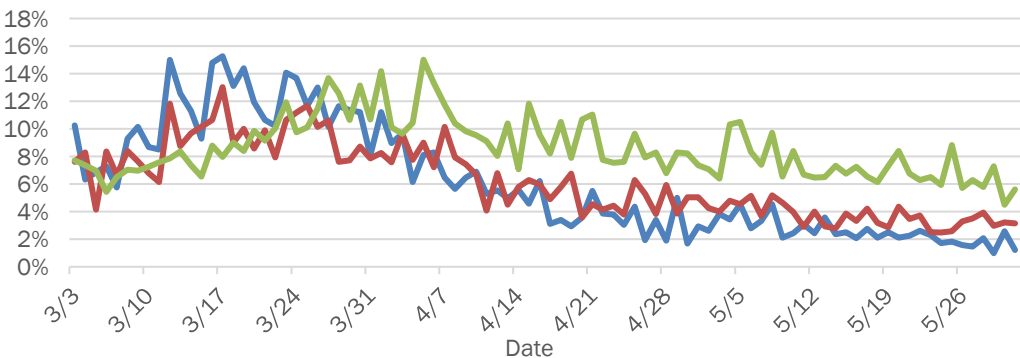
Number and percent of positive labs

These counts include the number of people for whom the department received laboratory results by day. This percent is the number of people who test positive for the first time divided by all the people tested that day, excluding people who have previously tested positive.

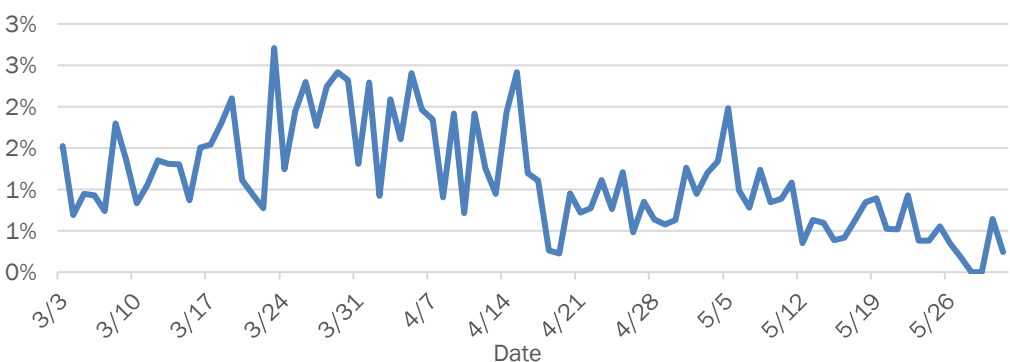


Emergency department (ED) chief complaint and admission data for Pasco County

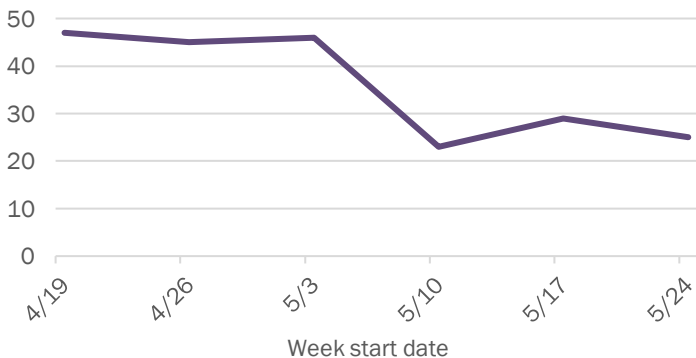
Daily percent of ED visits mentioning cough, fever, or shortness of breath



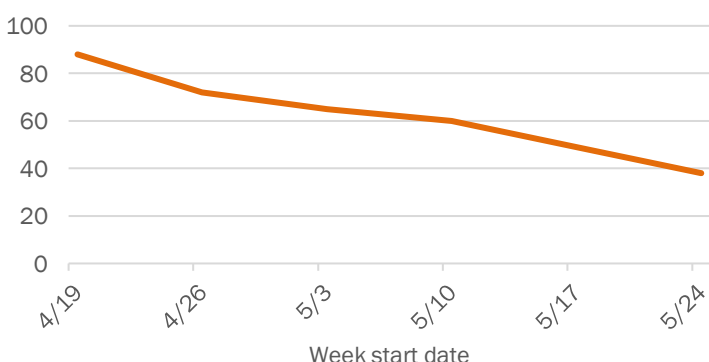
Daily percent of ED visits resulting in cough-associated admissions



Weekly count of ED vists for influenza-like illness



Weekly count of ED vists for COVID-like illness

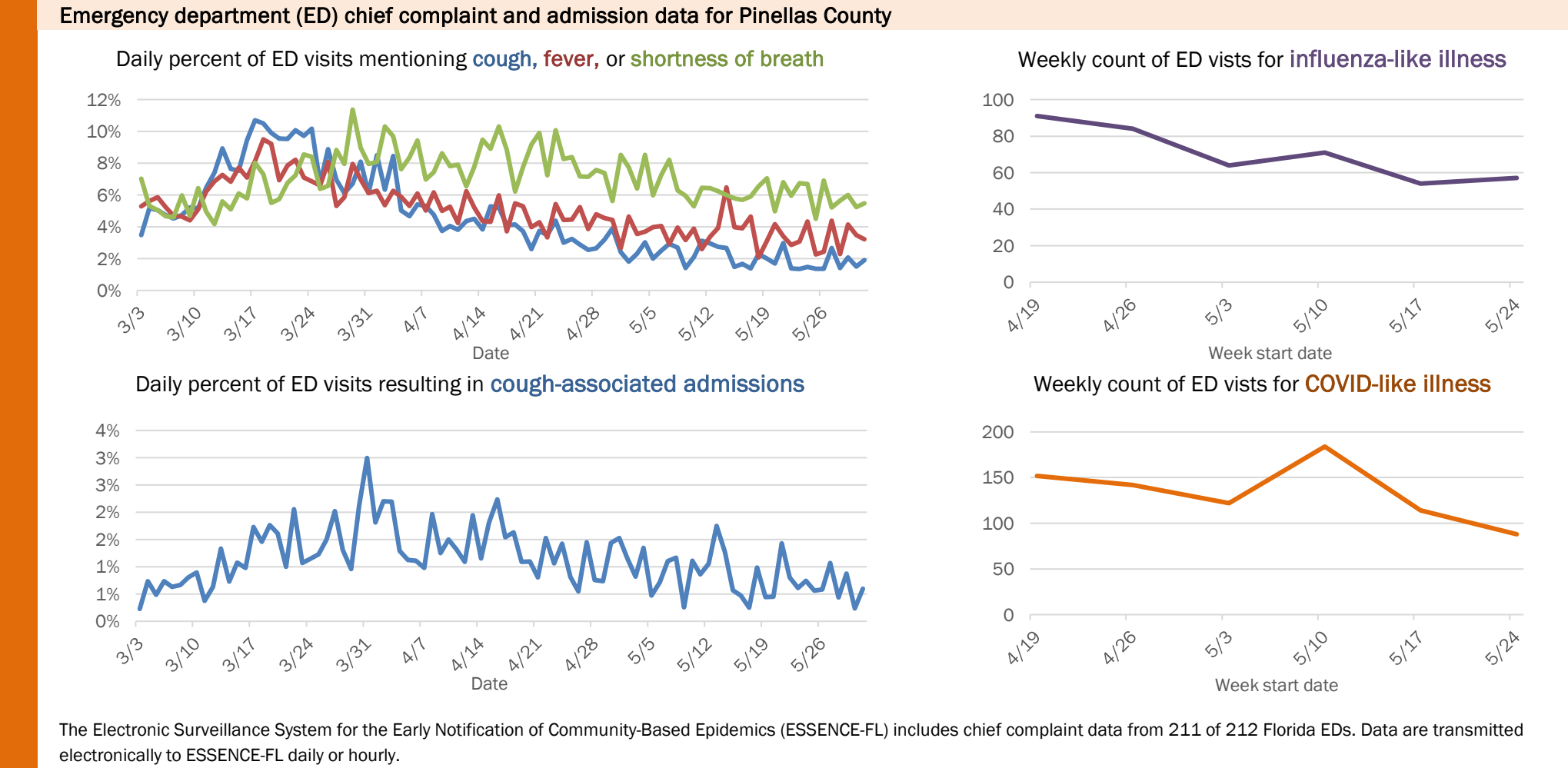
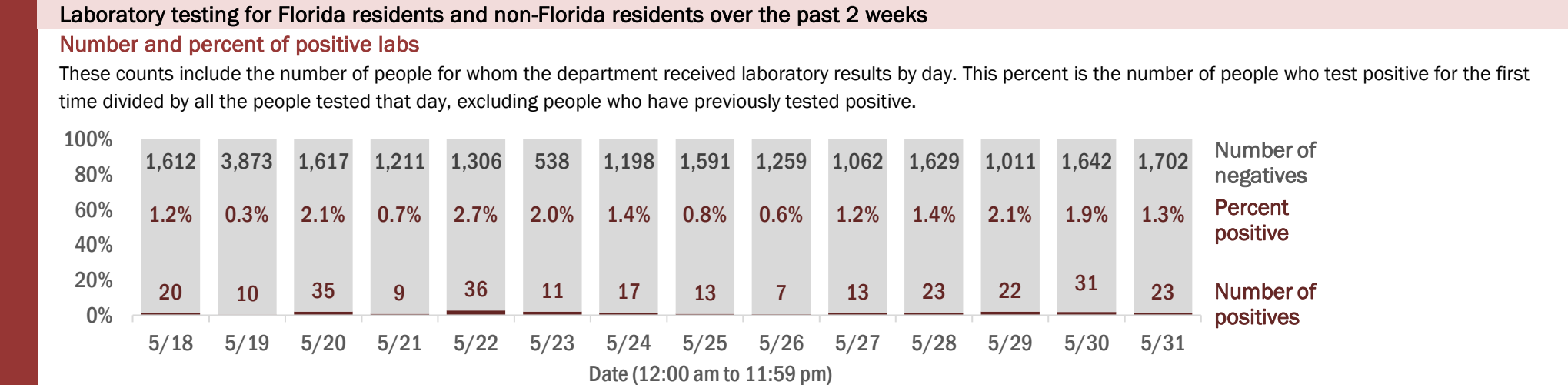
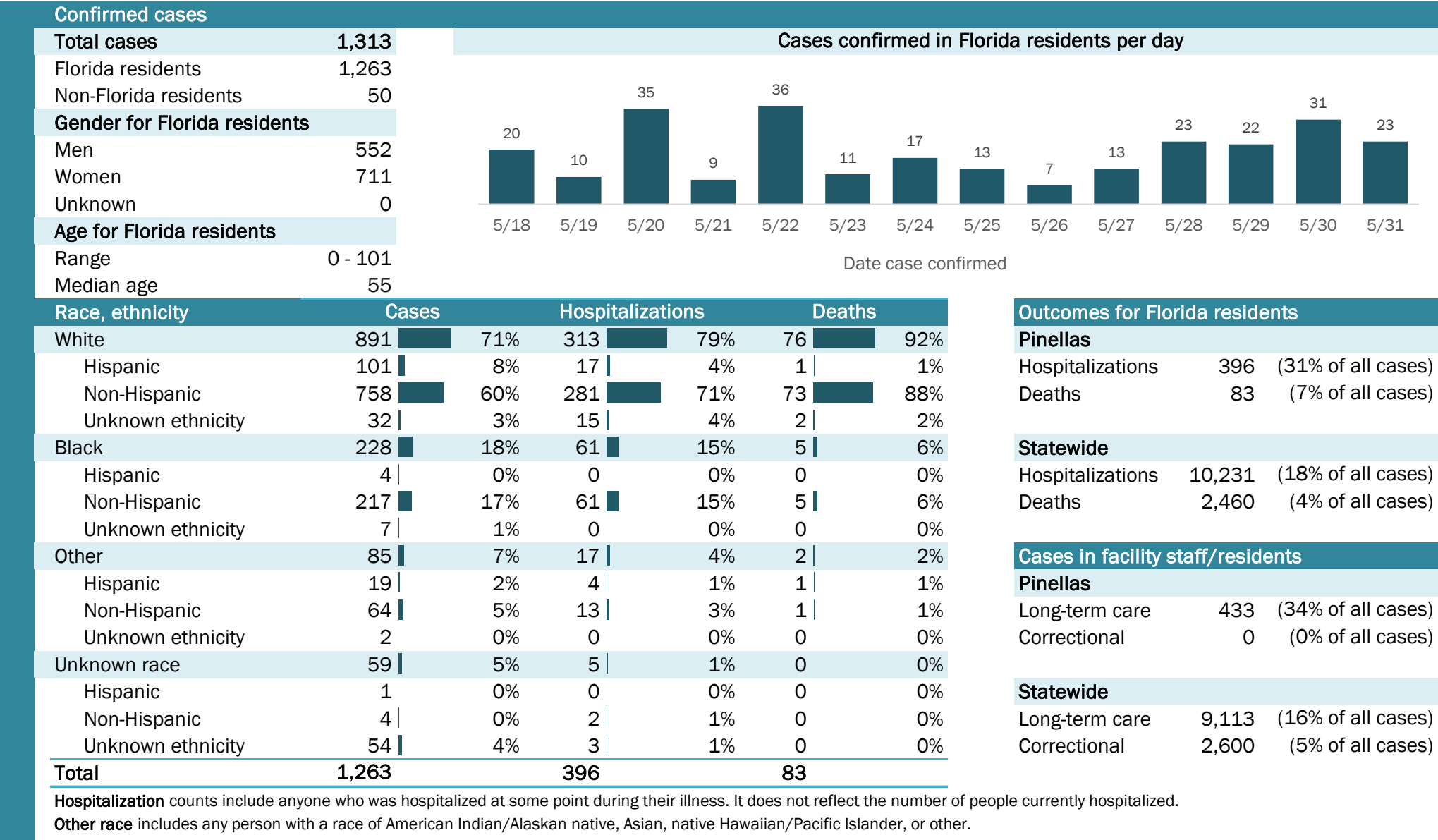


The Electronic Surveillance System for the Early Notification of Community-Based Epidemics (ESSENCE-FL) includes chief complaint data from 211 of 212 Florida EDs. Data are transmitted electronically to ESSENCE-FL daily or hourly.

Coronavirus: summary for Pinellas County

Data for Jun 1, 2020 (verified at 10 AM)

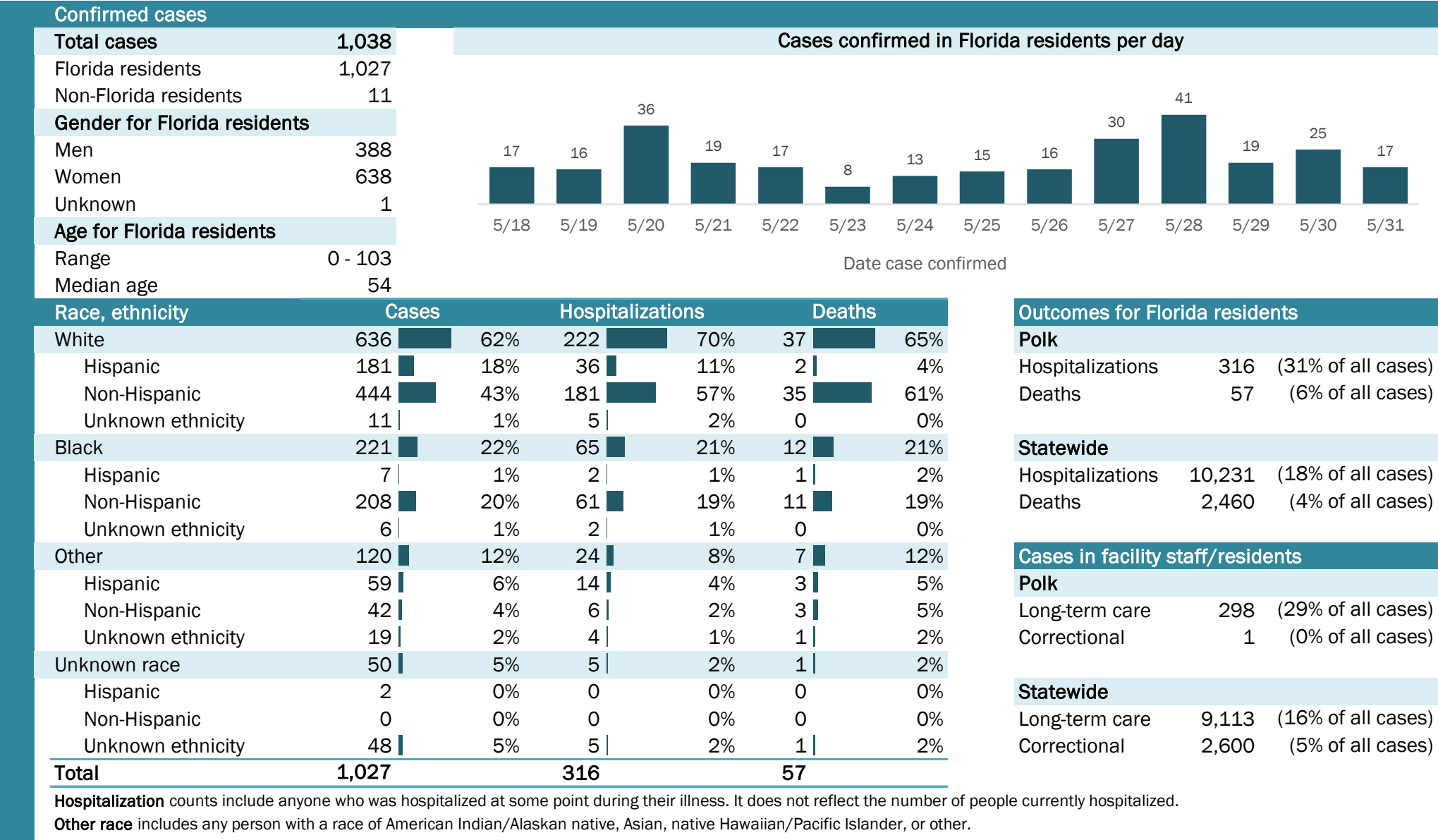
Data in this report are provisional and subject to change.



Coronavirus: summary for Polk County

Data for Jun 1, 2020 (verified at 10 AM)

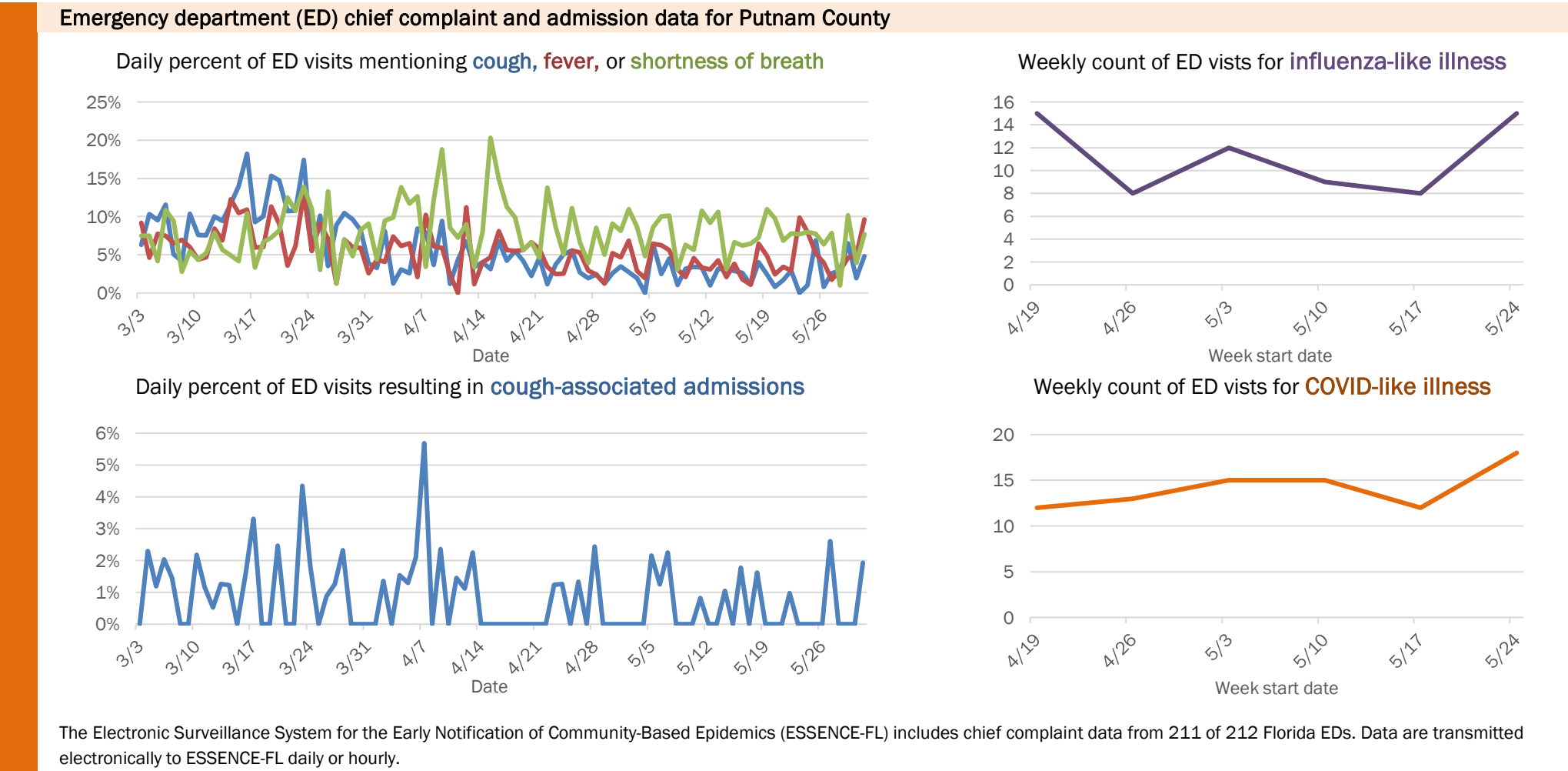
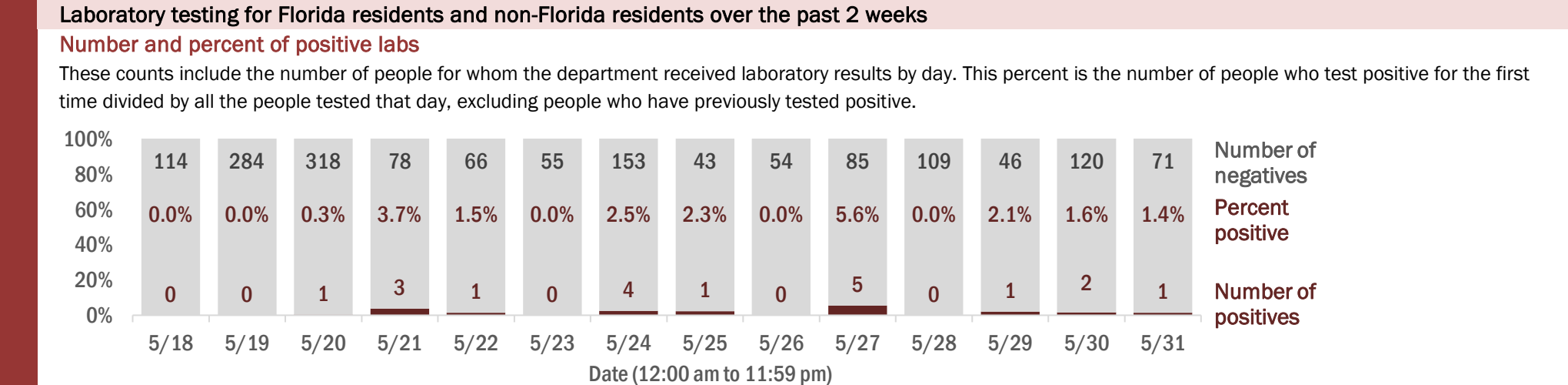
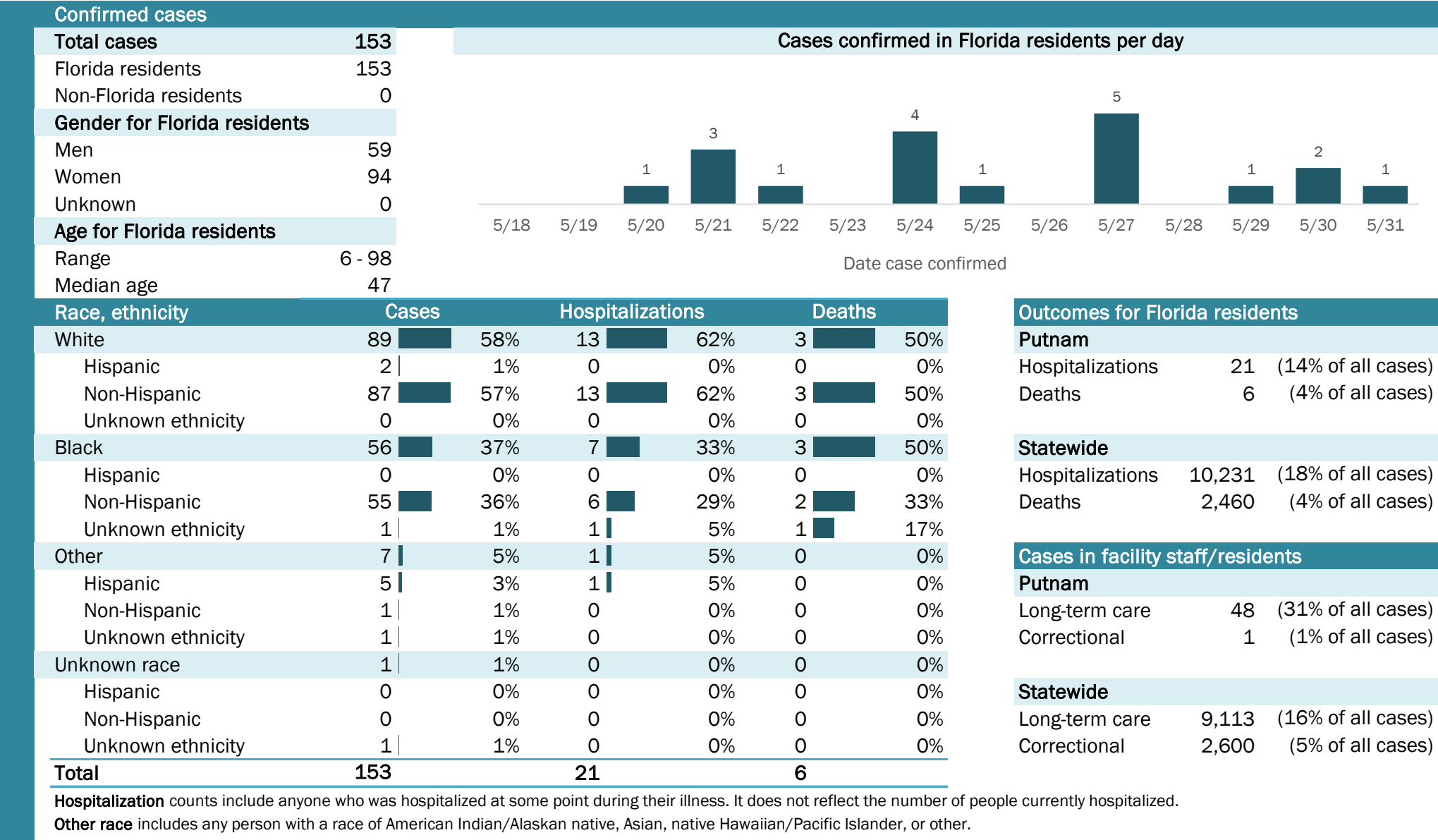
Data in this report are provisional and subject to change.



Coronavirus: summary for Putnam County

Data for Jun 1, 2020 (verified at 10 AM)

Data in this report are provisional and subject to change.

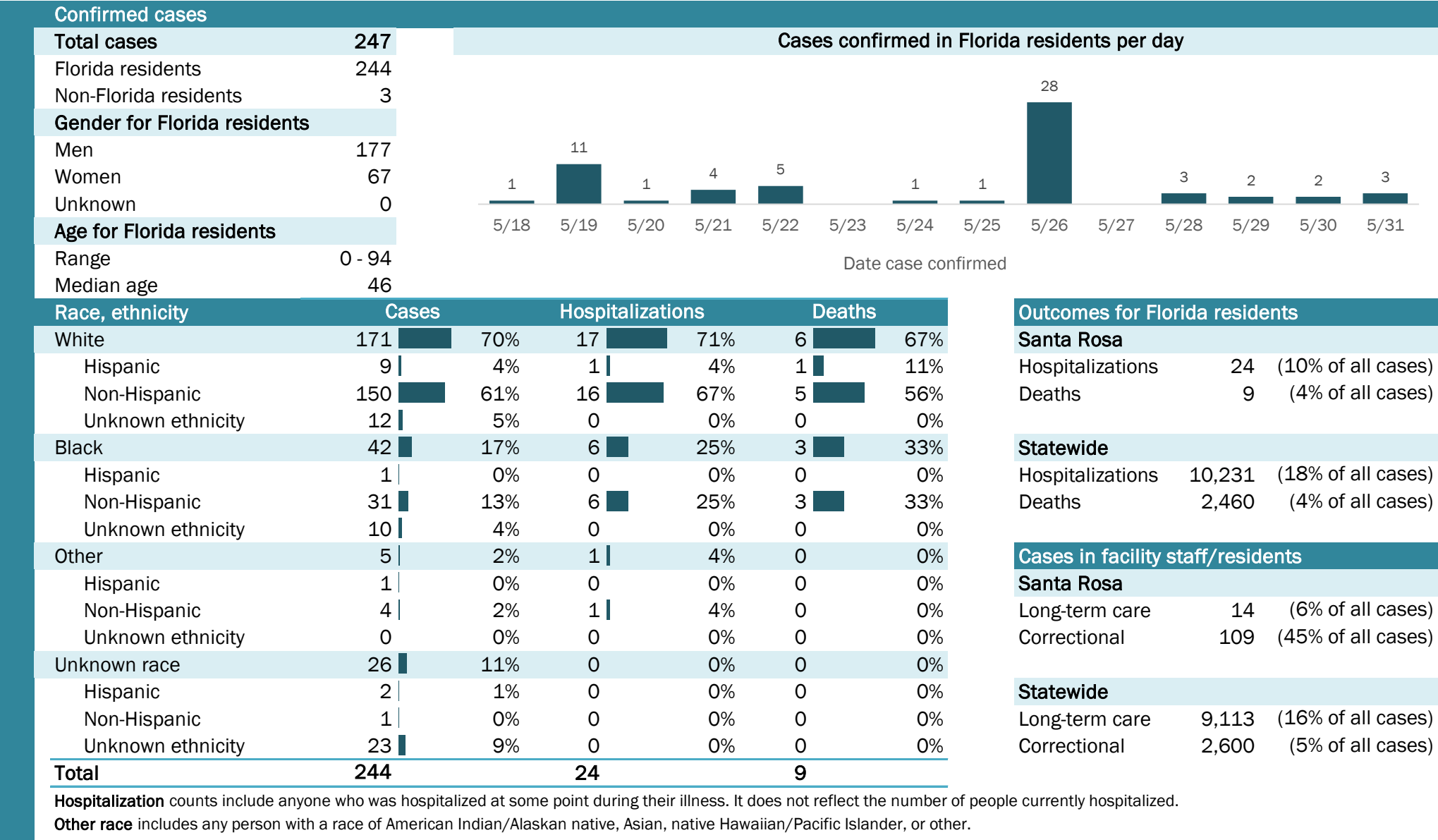


The Electronic Surveillance System for the Early Notification of Community-Based Epidemics (ESSENCE-FL) includes chief complaint data from 211 of 212 Florida EDs. Data are transmitted electronically to ESSENCE-FL daily or hourly.

Coronavirus: summary for Santa Rosa County

Data for Jun 1, 2020 (verified at 10 AM)

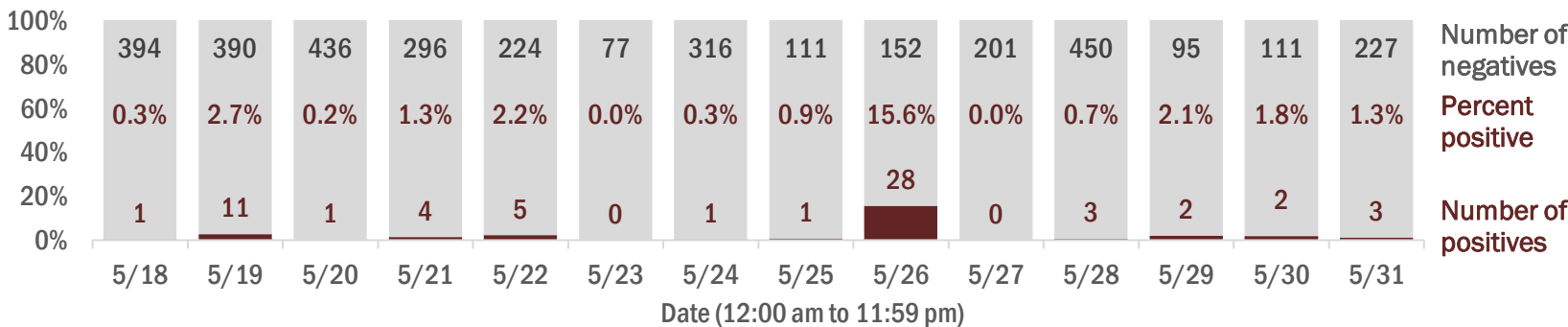
Data in this report are provisional and subject to change.



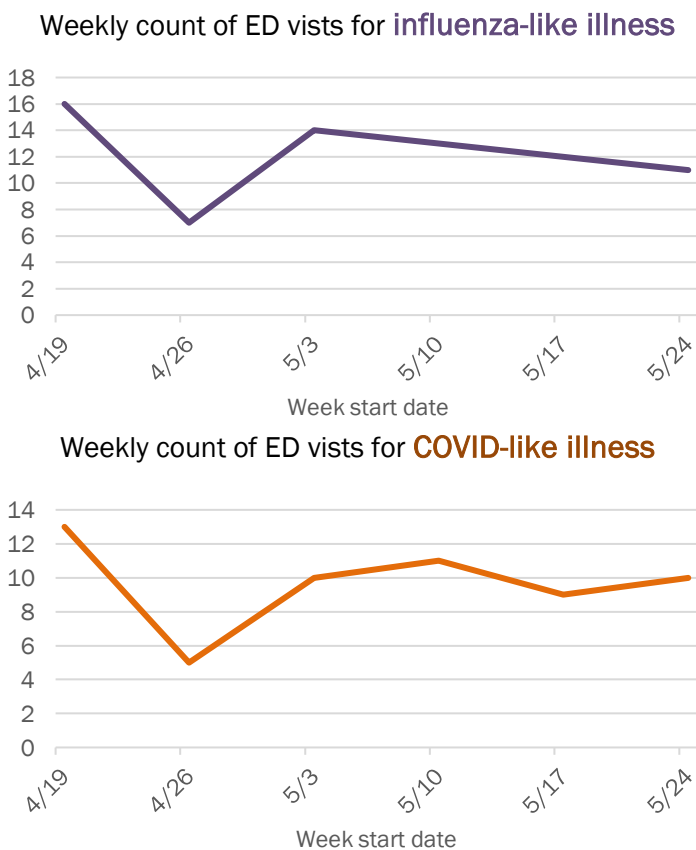
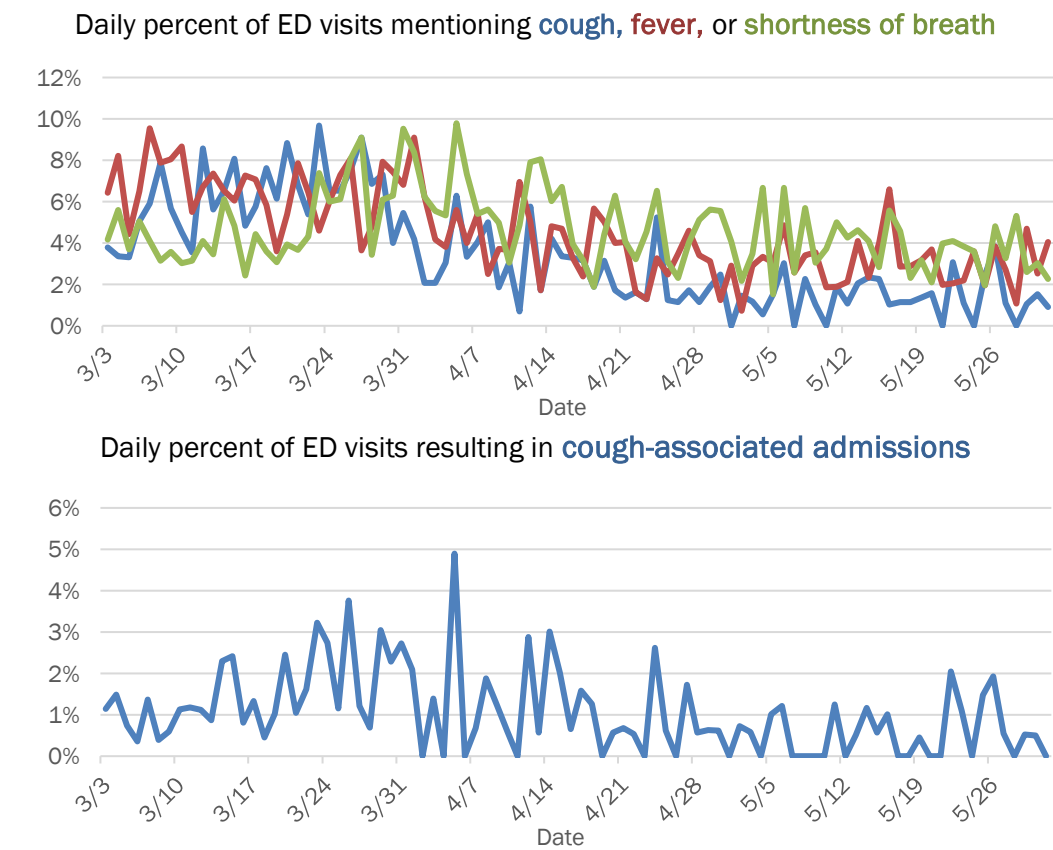
Laboratory testing for Florida residents and non-Florida residents over the past 2 weeks

Number and percent of positive labs

These counts include the number of people for whom the department received laboratory results by day. This percent is the number of people who test positive for the first time divided by all the people tested that day, excluding people who have previously tested positive.



Emergency department (ED) chief complaint and admission data for Santa Rosa County

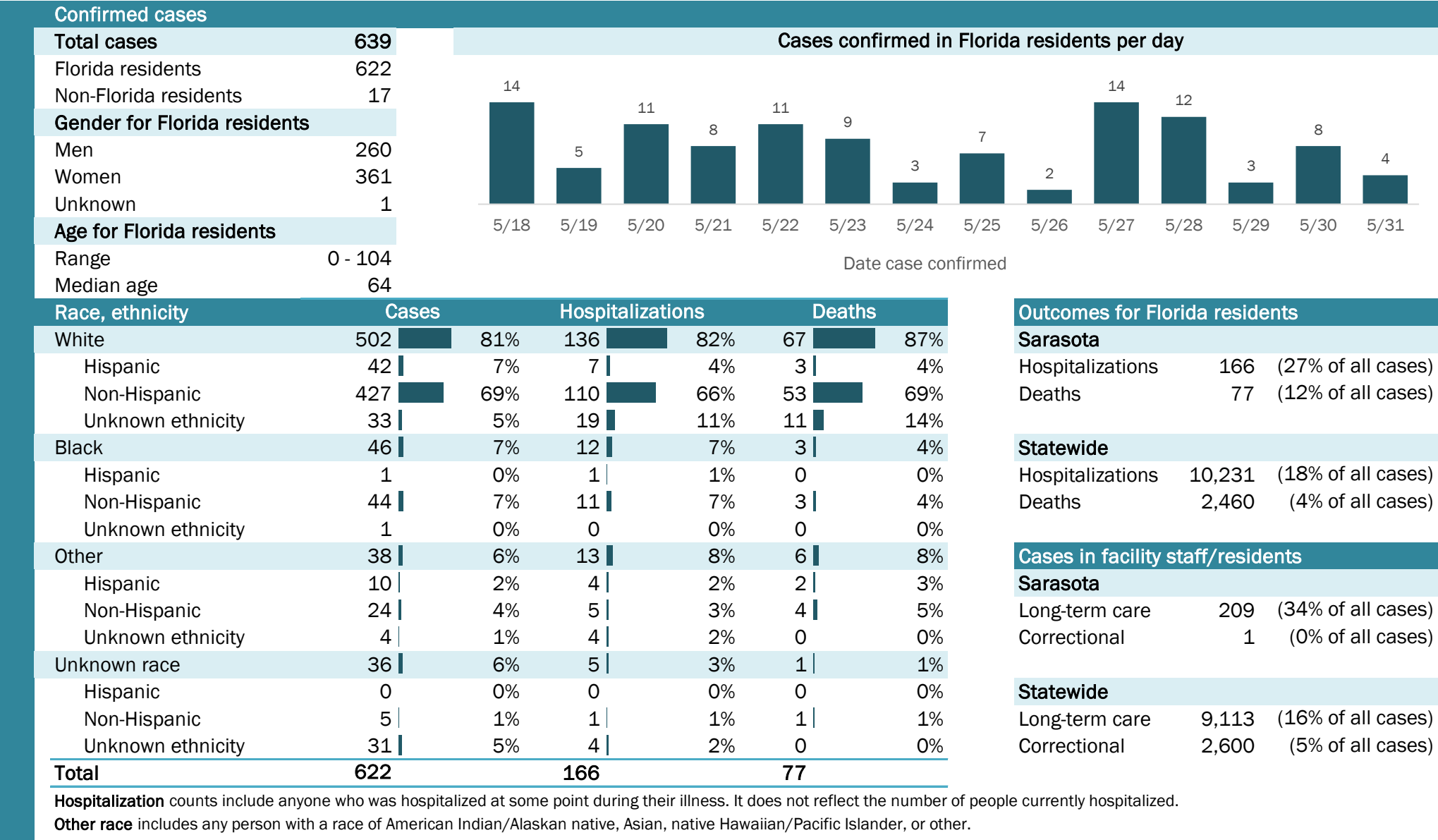


The Electronic Surveillance System for the Early Notification of Community-Based Epidemics (ESSENCE-FL) includes chief complaint data from 211 of 212 Florida EDs. Data are transmitted electronically to ESSENCE-FL daily or hourly.

Coronavirus: summary for Sarasota County

Data for Jun 1, 2020 (verified at 10 AM)

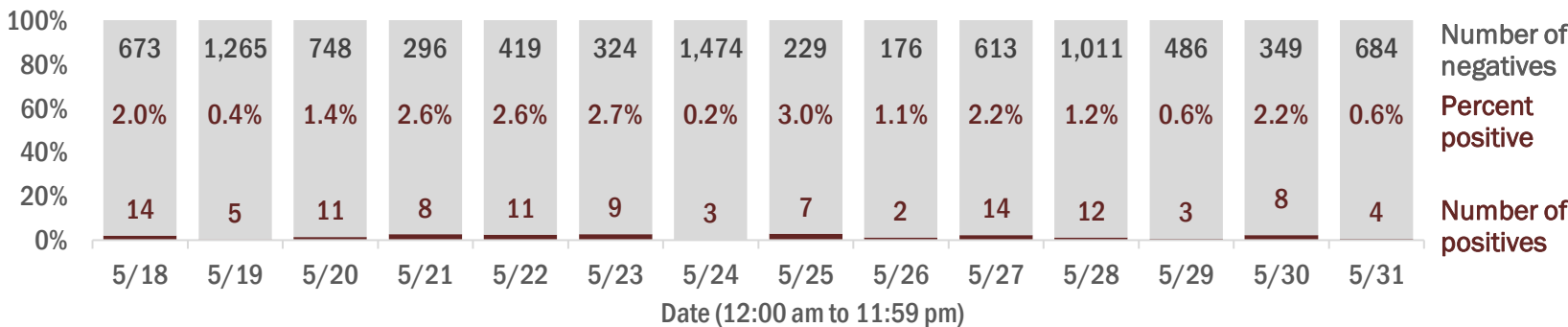
Data in this report are provisional and subject to change.



Laboratory testing for Florida residents and non-Florida residents over the past 2 weeks

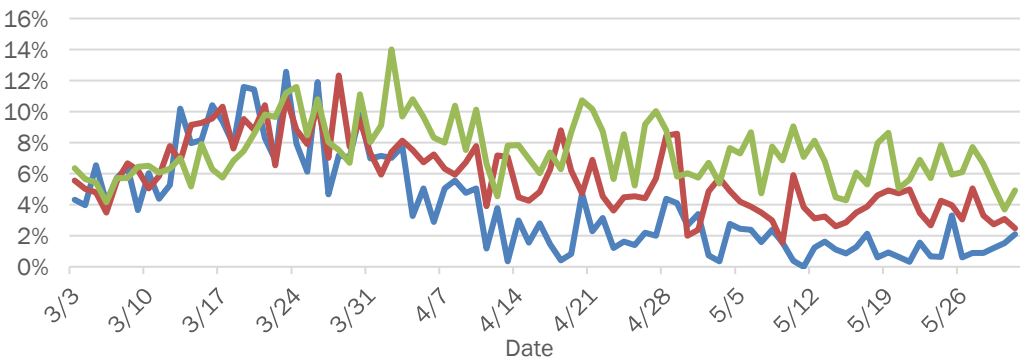
Number and percent of positive labs

These counts include the number of people for whom the department received laboratory results by day. This percent is the number of people who test positive for the first time divided by all the people tested that day, excluding people who have previously tested positive.

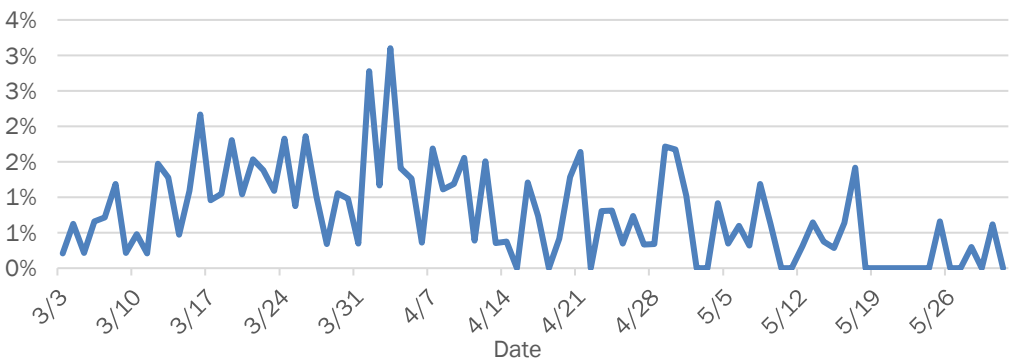


Emergency department (ED) chief complaint and admission data for Sarasota County

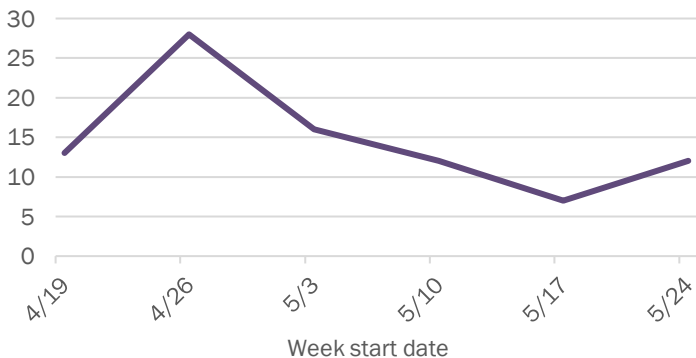
Daily percent of ED visits mentioning cough, fever, or shortness of breath



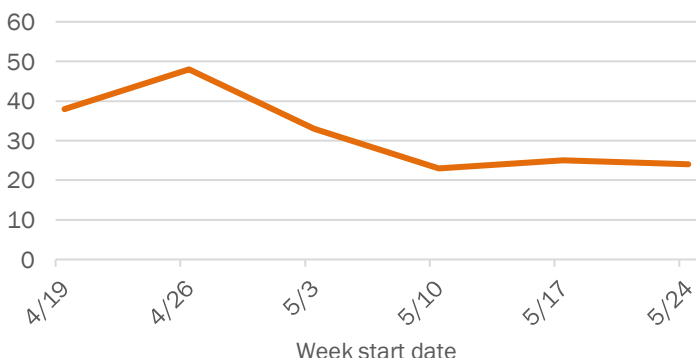
Daily percent of ED visits resulting in cough-associated admissions



Weekly count of ED vists for influenza-like illness



Weekly count of ED vists for COVID-like illness

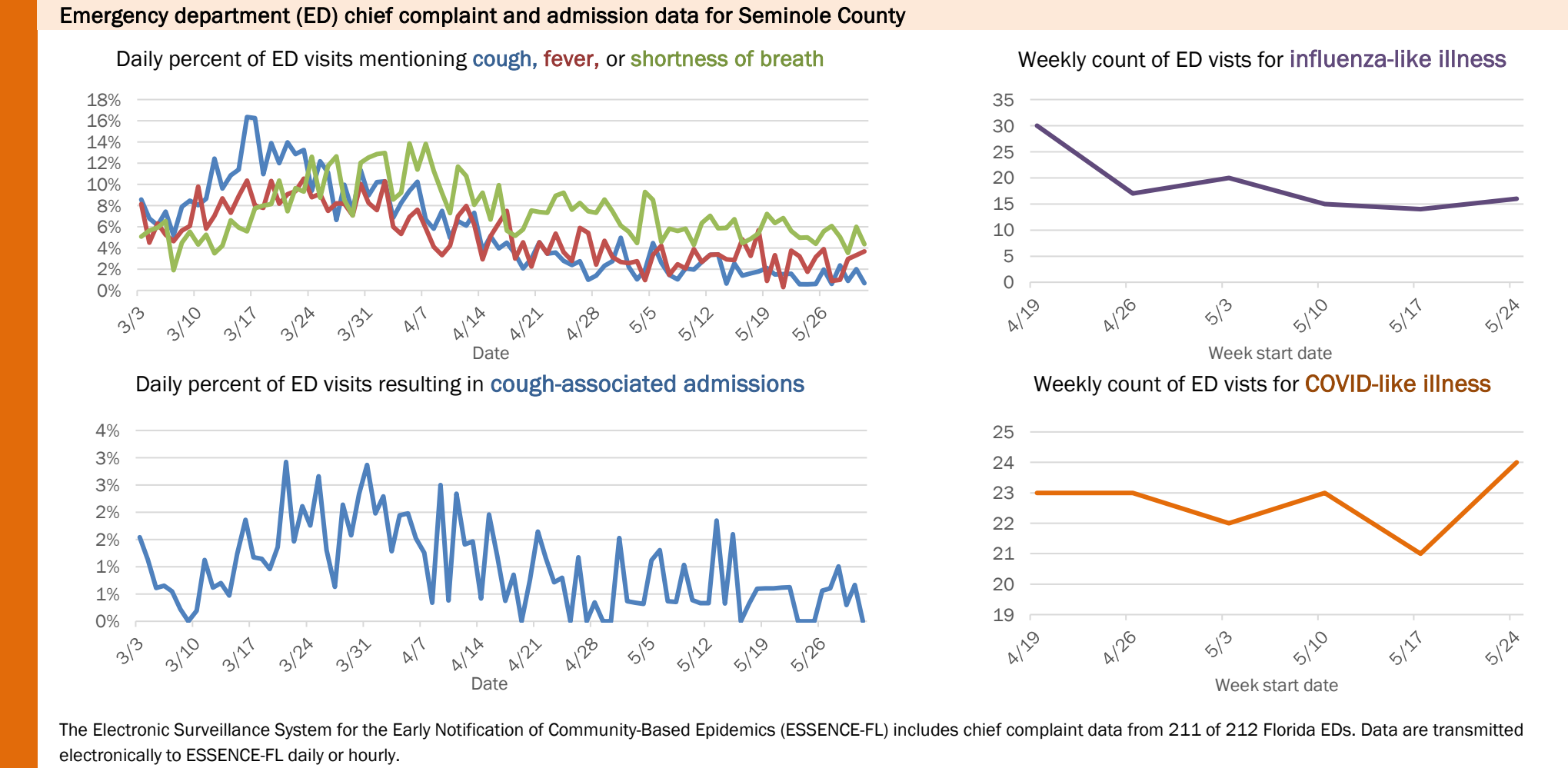
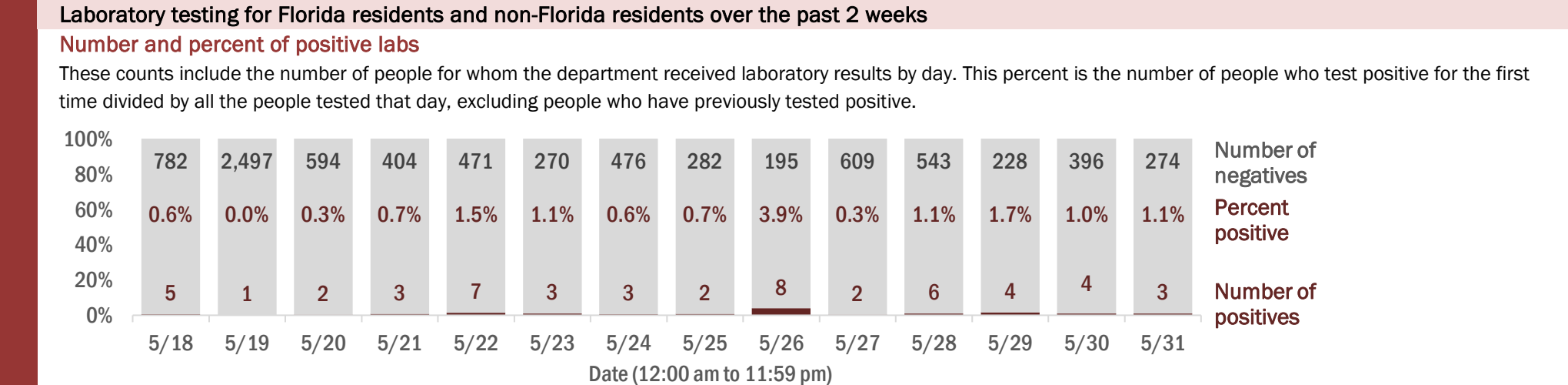
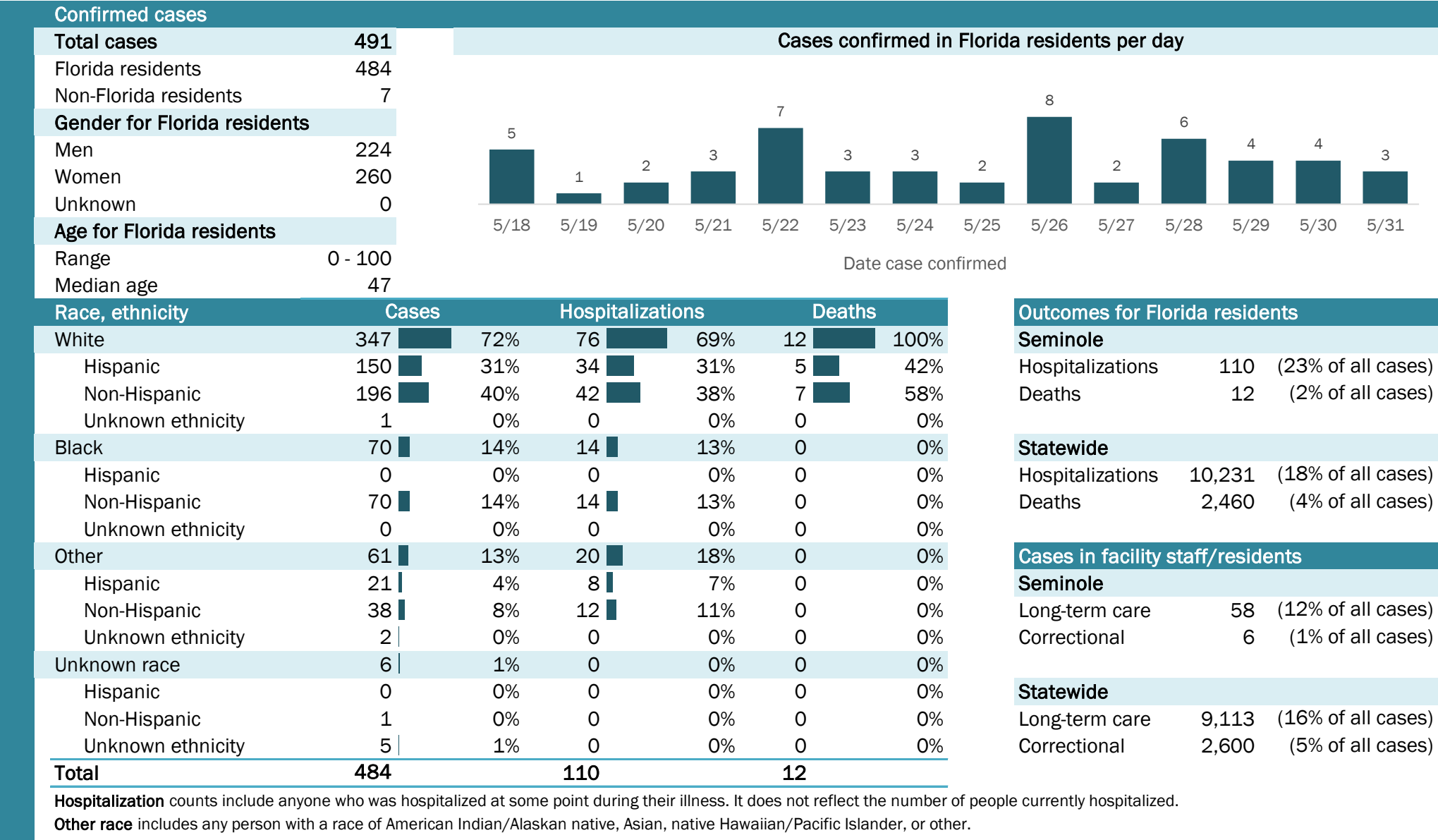


The Electronic Surveillance System for the Early Notification of Community-Based Epidemics (ESSENCE-FL) includes chief complaint data from 211 of 212 Florida EDs. Data are transmitted electronically to ESSENCE-FL daily or hourly.

Coronavirus: summary for Seminole County

Data for Jun 1, 2020 (verified at 10 AM)

Data in this report are provisional and subject to change.



Coronavirus: summary for St. Johns County

Data for Jun 1, 2020 (verified at 10 AM)

Data in this report are provisional and subject to change.

Confirmed cases

Total cases	260
Florida residents	250
Non-Florida residents	10
Gender for Florida residents	
Men	123
Women	126
Unknown	1
Age for Florida residents	
Range	2 - 97
Median age	52

Cases confirmed in Florida residents per day

Date	Cases
5/18	2
5/19	1
5/20	1
5/21	2
5/22	1
5/23	3
5/24	1
5/25	1
5/26	3
5/27	0
5/28	6
5/29	2
5/30	6
5/31	0

Race, ethnicity	Cases	Hospitalizations	Deaths
White	200	32	6
Hispanic	12	2	0
Non-Hispanic	180	29	6
Unknown ethnicity	8	1	0
Black	17	1	0
Hispanic	0	0	0
Non-Hispanic	16	1	0
Unknown ethnicity	1	0	0
Other	17	5	0
Hispanic	1	0	0
Non-Hispanic	13	4	0
Unknown ethnicity	3	1	0
Unknown race	16	1	0
Hispanic	2	0	0
Non-Hispanic	0	0	0
Unknown ethnicity	14	1	0
Total	250	39	6

Hospitalization counts include anyone who was hospitalized at some point during their illness. It does not reflect the number of people currently hospitalized.

Other race includes any person with a race of American Indian/Alaskan native, Asian, native Hawaiian/Pacific Islander, or other.

Outcomes for Florida residents

St. Johns

Hospitalizations	39	(16% of all cases)
Deaths	6	(2% of all cases)

Statewide

Hospitalizations	10,231	(18% of all cases)
Deaths	2,460	(4% of all cases)

Cases in facility staff/residents

St. Johns

Long-term care	15	(6% of all cases)
Correctional	2	(1% of all cases)

Statewide

Long-term care	9,113	(16% of all cases)
Correctional	2,600	(5% of all cases)

Laboratory testing for Florida residents and non-Florida residents over the past 2 weeks

Number and percent of positive labs

These counts include the number of people for whom the department received laboratory results by day. This percent is the number of people who test positive for the first time divided by all the people tested that day, excluding people who have previously tested positive.

Date	Negatives	Percent positive	Positives
5/18	311	0.6%	2
5/19	1,032	0.1%	1
5/20	251	0.4%	1
5/21	151	1.3%	2
5/22	134	0.7%	1
5/23	87	3.3%	3
5/24	302	0.3%	1
5/25	166	0.6%	1
5/26	164	1.8%	3
5/27	153	0.0%	0
5/28	237	2.5%	6
5/29	120	1.6%	2
5/30	229	2.6%	6
5/31	198	0.0%	0

Emergency department (ED) chief complaint and admission data for St. Johns County

Daily percent of ED visits mentioning cough, fever, or shortness of breath

Daily percent of ED visits resulting in cough-associated admissions

Weekly count of ED visits for influenza-like illness

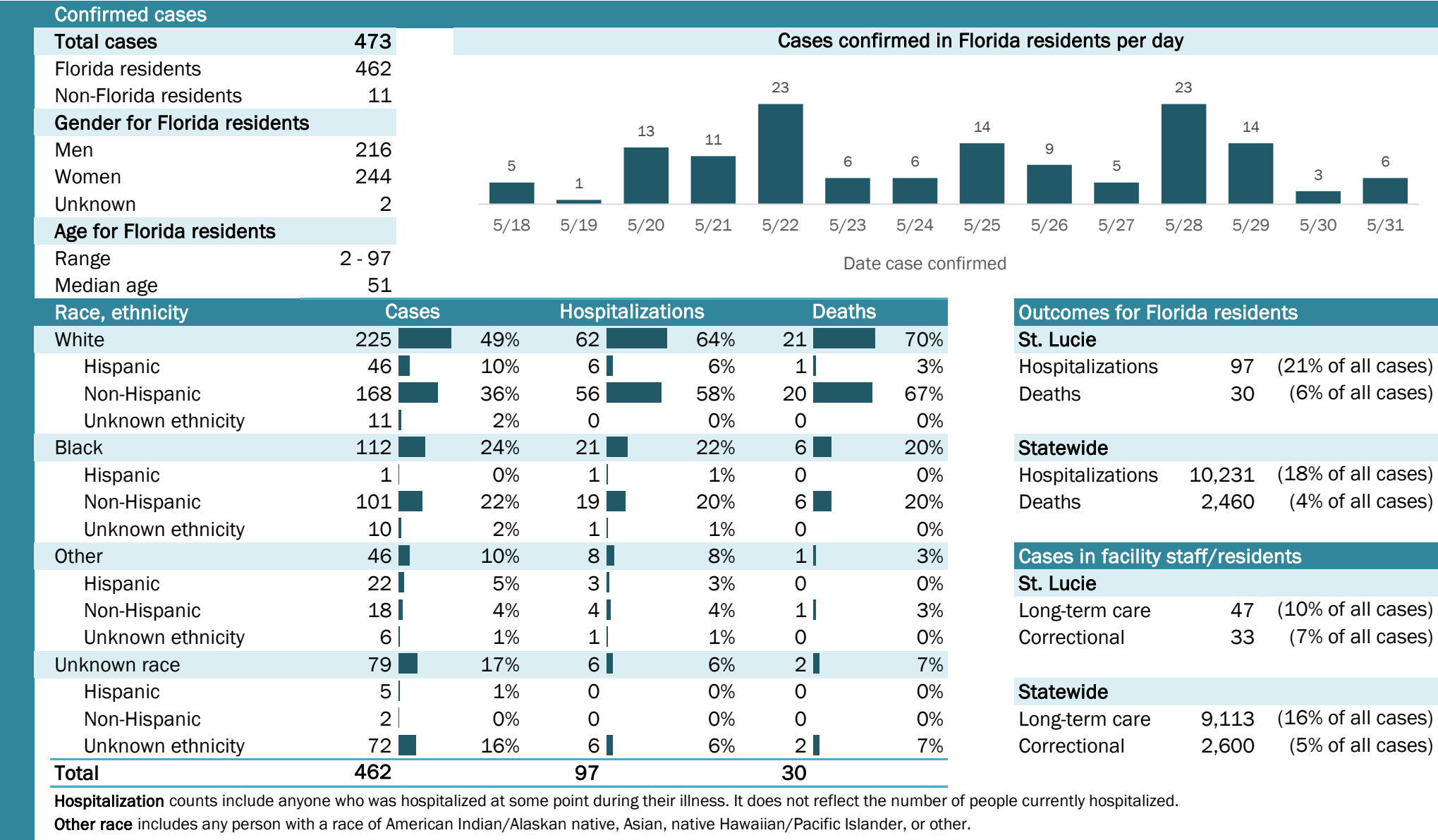
Weekly count of ED visits for COVID-like illness

The Electronic Surveillance System for the Early Notification of Community-Based Epidemics (ESSENCE-FL) includes chief complaint data from 211 of 212 Florida EDs. Data are transmitted electronically to ESSENCE-FL daily or hourly.

Coronavirus: summary for St. Lucie County

Data for Jun 1, 2020 (verified at 10 AM)

Data in this report are provisional and subject to change.



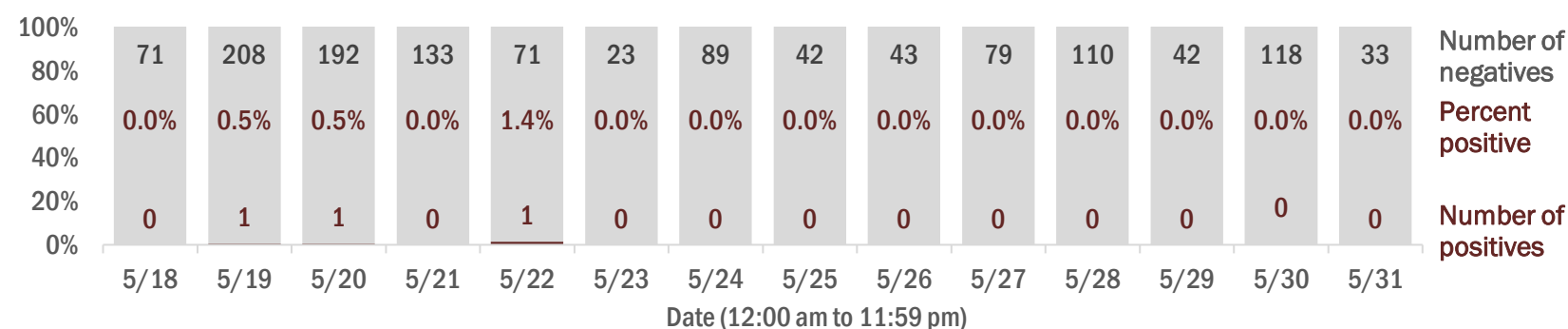
Data in this report are provisional and subject to change.

Outcomes for Florida residents		
Sumter		
Hospitalizations	44	(17% of all cases)
Deaths	17	(7% of all cases)
Statewide		
Hospitalizations	10,231	(18% of all cases)
Deaths	2,460	(4% of all cases)
Cases in facility staff/residents		
Sumter		
Long-term care	8	(3% of all cases)
Correctional	114	(45% of all cases)
Statewide		
Long-term care	9,113	(16% of all cases)
Correctional	2,600	(5% of all cases)

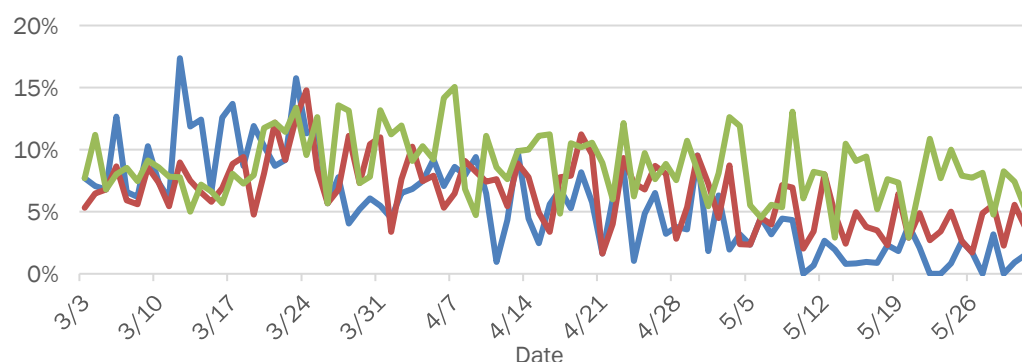
Hospitalization counts include anyone who was hospitalized at some point during their illness. It does not reflect the number of people currently hospitalized. **Other race** includes any person with a race of American Indian/Alaskan native, Asian, native Hawaiian/Pacific Islander, or other.

Number and percent of positive labs

These counts include the number of people for whom the department received laboratory results by day. This percent is the number of people who test positive for the first time divided by all the people tested that day, excluding people who have previously tested positive.



Daily percent of ED visits mentioning cough, fever, or shortness of breath



The chart displays the percentage of vaccinated individuals in the United States over time. The y-axis represents the percentage, ranging from 0% to 6% in 1% increments. The x-axis shows dates from March 3 to May 26, 2021, with labels every 7 days. The data is represented by a blue line that shows a series of peaks and troughs. Notable peaks occur around March 10, April 21, and May 5, with the highest peak reaching approximately 5.2% in late April. The percentage generally remains below 2% for much of the period, with a notable dip to 0% around April 28 and May 12.

Date	Percentage Vaccinated (%)
3/3	0.0
3/10	1.2
3/17	1.2
3/24	0.8
3/31	2.2
4/7	3.5
4/14	2.2
4/21	5.2
4/28	0.0
5/5	2.2
5/12	0.0
5/19	1.8
5/26	0.0

Week start date	Number of new COVID-19 cases
4/19	20
4/26	16
5/3	12
5/10	6
5/17	6
5/24	6

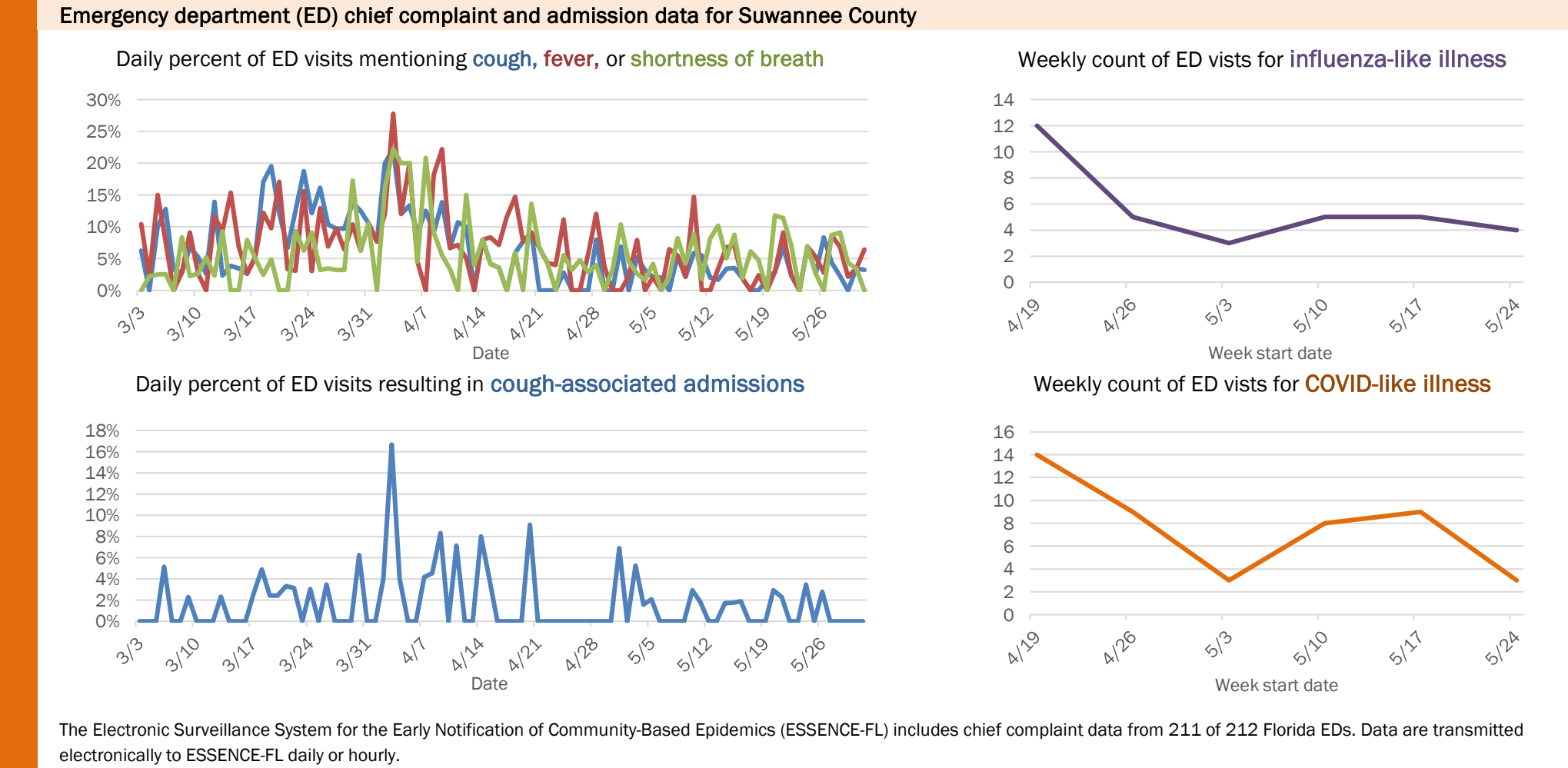
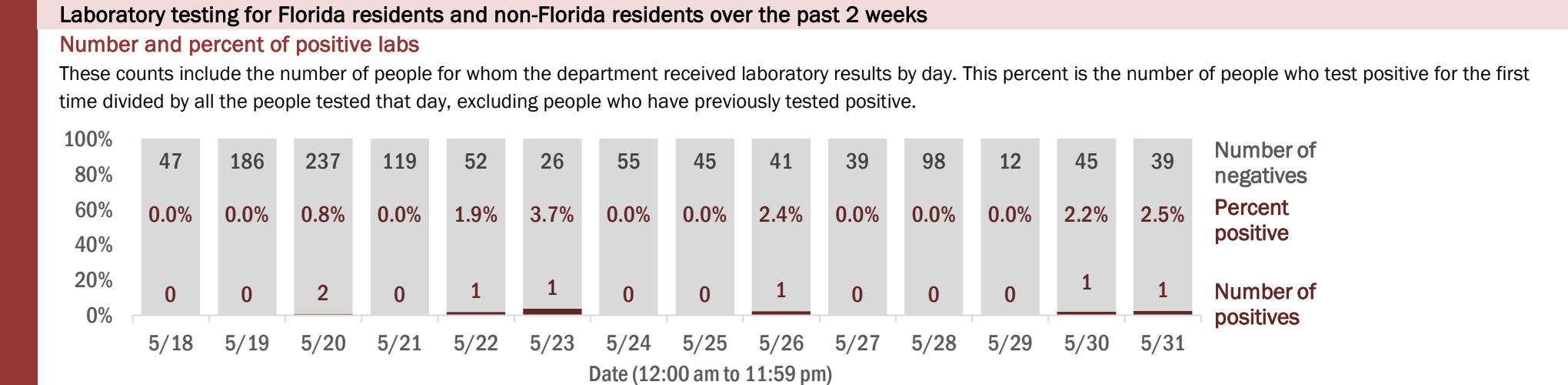
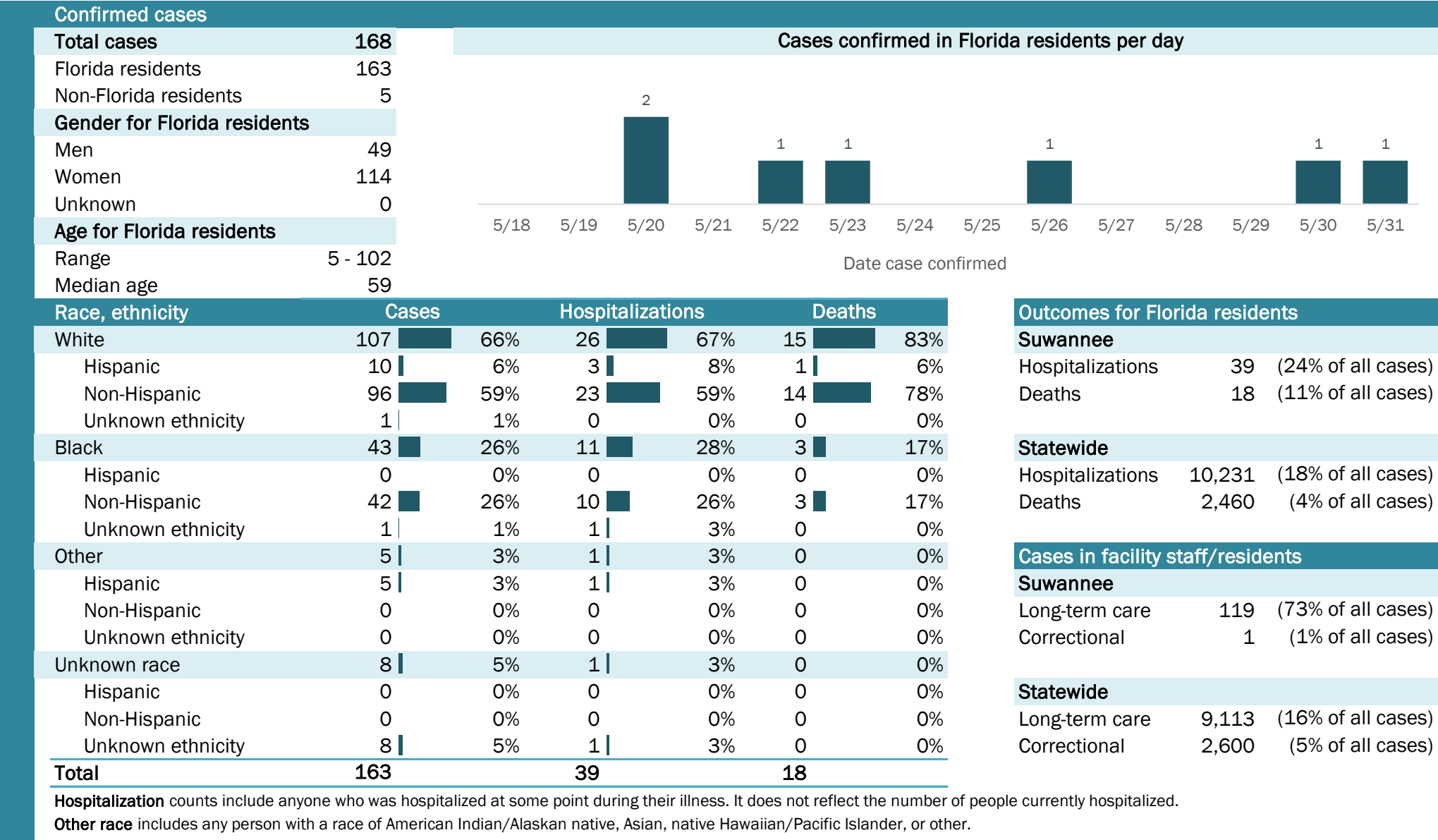
Week start date	New cases
4/19	25
4/26	26
5/3	18
5/10	7
5/17	10
5/24	14

The Electronic Surveillance System for the Early Notification of Community-Based Epidemics (ESSENCE-FL) includes chief complaint data from 211 of 212 Florida EDs. Data are transmitted electronically to ESSENCE-FL daily or hourly.

Coronavirus: summary for Suwannee County

Data for Jun 1, 2020 (verified at 10 AM)

Data in this report are provisional and subject to change.



Coronavirus: summary for Taylor County

Data for Jun 1, 2020 (verified at 10 AM)

Data in this report are provisional and subject to change.

Confirmed cases

Total cases

22

Florida residents

22

Non-Florida residents

0

Gender for Florida residents

Men

11

Women

11

Unknown

0

Age for Florida residents

Range

20 - 70

Median age

32

Cases confirmed in Florida residents per day

3

2

1

3

3

2

1

2

5/18

5/19

5/20

5/21

5/22

5/23

5/24

5/25

5/26

5/27

5/28

5/29

5/30

5/31

Date case confirmed

Race, ethnicity	Cases	Hospitalizations	Deaths
White	22100%	3100%	0N/A
Hispanic	15%	00%	0N/A
Non-Hispanic	2195%	3100%	0N/A
Unknown ethnicity	00%	00%	0N/A
Black	00%	00%	0N/A
Hispanic	00%	00%	0N/A
Non-Hispanic	00%	00%	0N/A
Unknown ethnicity	00%	00%	0N/A
Other	00%	00%	0N/A
Hispanic	00%	00%	0N/A
Non-Hispanic	00%	00%	0N/A
Unknown ethnicity	00%	00%	0N/A
Unknown race	00%	00%	0N/A
Hispanic	00%	00%	0N/A
Non-Hispanic	00%	00%	0N/A
Unknown ethnicity	00%	00%	0N/A
Total	22	3	0

Hospitalization

counts include anyone who was hospitalized at some point during their illness. It does not reflect the number of people currently hospitalized.

Other race

includes any person with a race of American Indian/Alaskan native, Asian, native Hawaiian/Pacific Islander, or other.

Outcomes for Florida residents

Taylor

Hospitalizations

3

(14% of all cases)

Deaths

0

(0% of all cases)

Statewide

Hospitalizations

10,231

(18% of all cases)

Deaths

2,460

(4% of all cases)

Cases in facility staff/residents

Taylor

Long-term care

1

(5% of all cases)

Correctional

0

(0% of all cases)

Statewide

Long-term care

9,113

(16% of all cases)

Correctional

2,600

(5% of all cases)

Laboratory testing for Florida residents and non-Florida residents over the past 2 weeks

Number and percent of positive labs

These counts include the number of people for whom the department received laboratory results by day. This percent is the number of people who test positive for the first time divided by all the people tested that day, excluding people who have previously tested positive.

100%

80%

60%

40%

20%

0%

18

85

153

8

14

19

130

65

29

15

20

7

20

92

0.0%

0.0%

1.9%

20.0%

6.7%

0.0%

2.3%

0.0%

0.0%

16.7%

9.1%

12.5%

9.1%

0.0%

0

0

3

2

1

0

3

0

0

3

2

1

2

0

5/18

5/19

5/20

5/21

5/22

5/23

5/24

5/25

5/26

5/27

5/28

5/29

5/30

5/31

Number of negatives

Percent positive

Number of positives

Date (12:00 am to 11:59 pm)

Emergency department (ED) chief complaint and admission data for Taylor County

Daily percent of ED visits mentioning cough, fever, or shortness of breath

20%

15%

10%

5%

0%

3/3

3/10

3/17

3/24

3/31

4/7

4/14

4/21

4/28

5/5

5/12

5/19

5/26

Date

Daily percent of ED visits resulting in cough-associated admissions

7%

6%

5%

4%

3%

2%

1%

0%

3/3

3/10

3/17

3/24

3/31

4/7

4/14

4/21

4/28

5/5

5/12

5/19

5/26

Date

Weekly count of ED vists for influenza-like illness

4

3

2

1

0

4/19

4/26

5/3

5/10

5/17

5/24

Week start date

Weekly count of ED vists for COVID-like illness

4

3

2

1

0

4/19

4/26

5/3

5/10

5/17

5/24

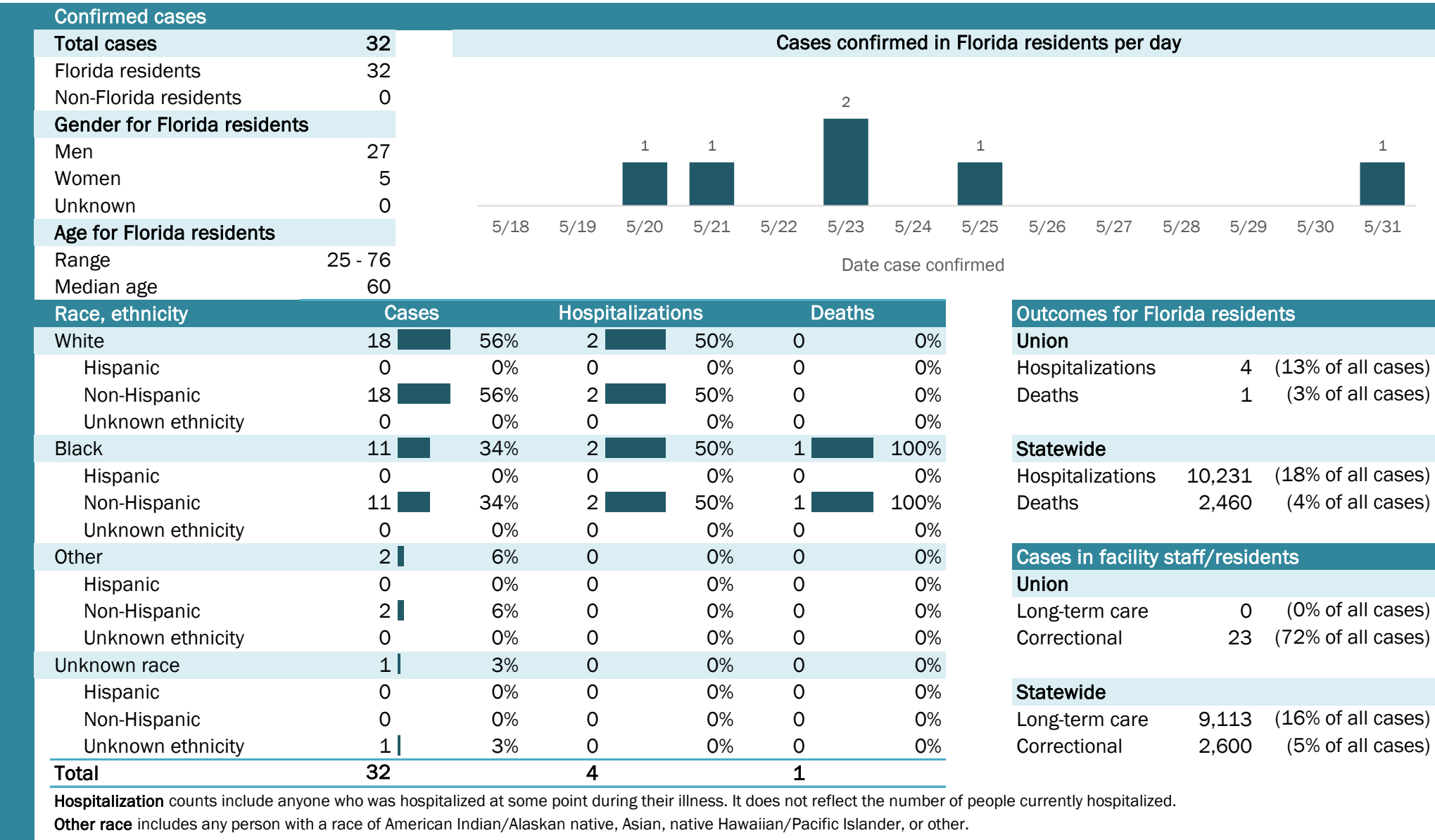
Week start date

The Electronic Surveillance System for the Early Notification of Community-Based Epidemics (ESSENCE-FL) includes chief complaint data from 211 of 212 Florida EDs. Data are transmitted electronically to ESSENCE-FL daily or hourly.

Coronavirus: summary for Union County

Data for Jun 1, 2020 (verified at 10 AM)

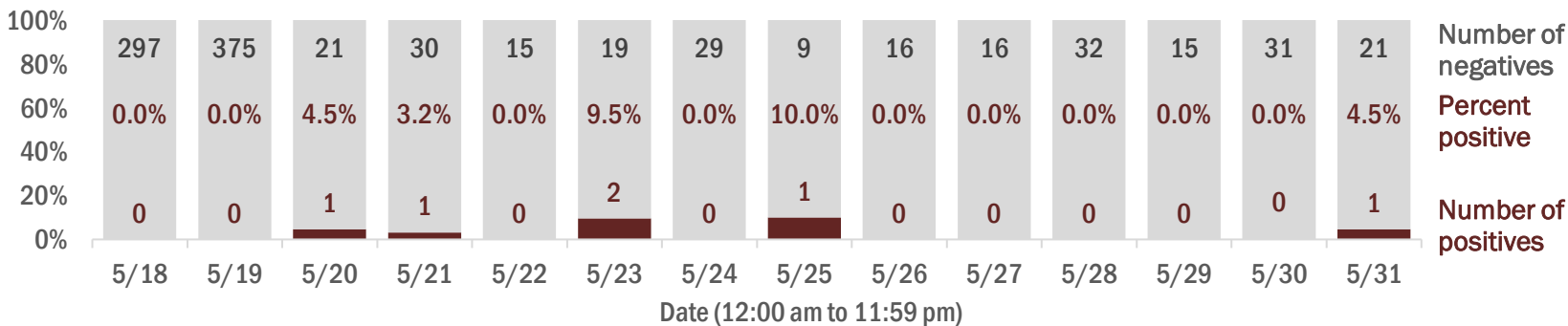
Data in this report are provisional and subject to change.



Laboratory testing for Florida residents and non-Florida residents over the past 2 weeks

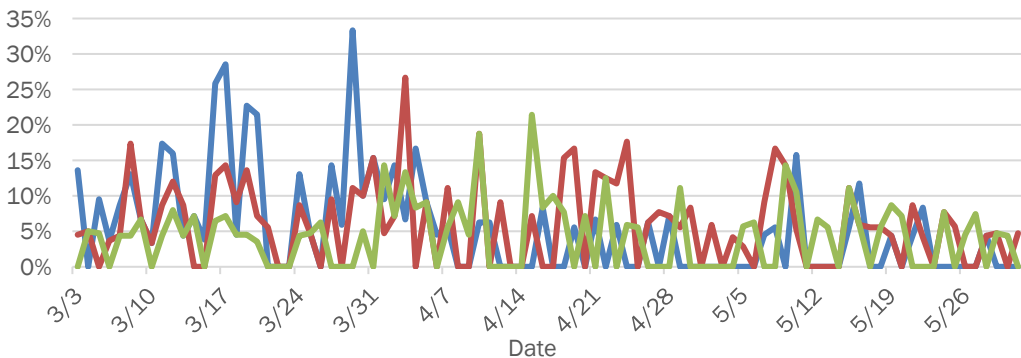
Number and percent of positive labs

These counts include the number of people for whom the department received laboratory results by day. This percent is the number of people who test positive for the first time divided by all the people tested that day, excluding people who have previously tested positive.

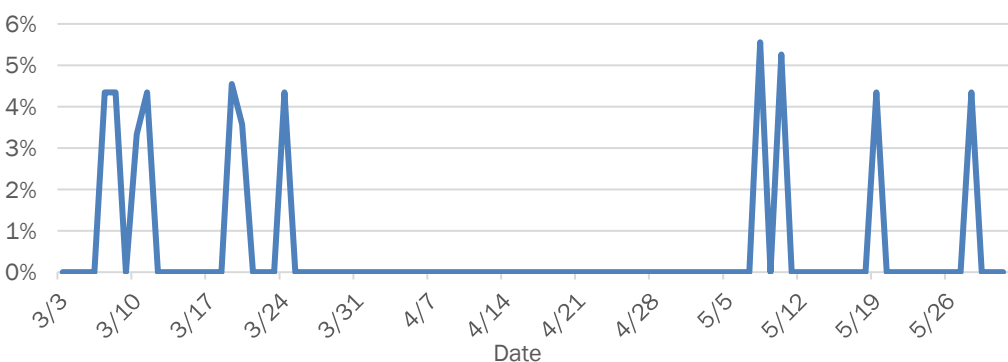


Emergency department (ED) chief complaint and admission data for Union County

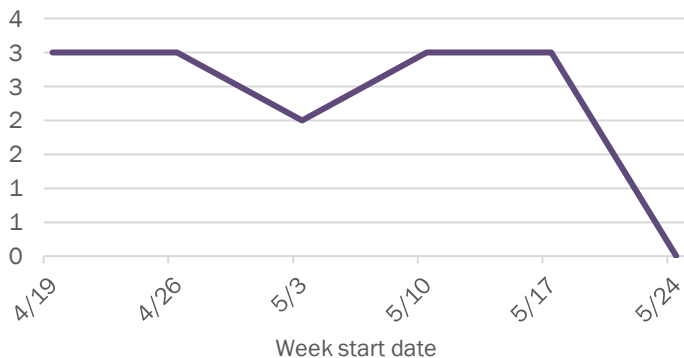
Daily percent of ED visits mentioning cough, fever, or shortness of breath



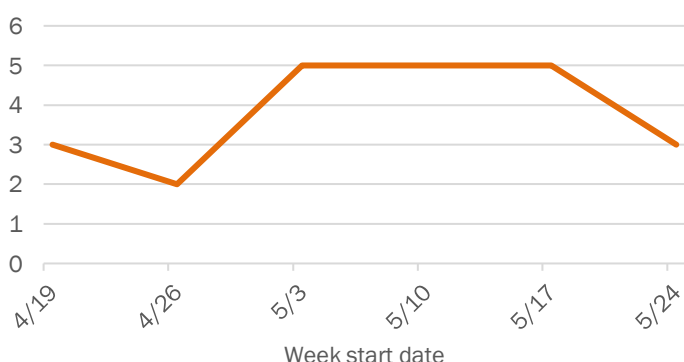
Daily percent of ED visits resulting in cough-associated admissions



Weekly count of ED vists for influenza-like illness



Weekly count of ED vists for COVID-like illness

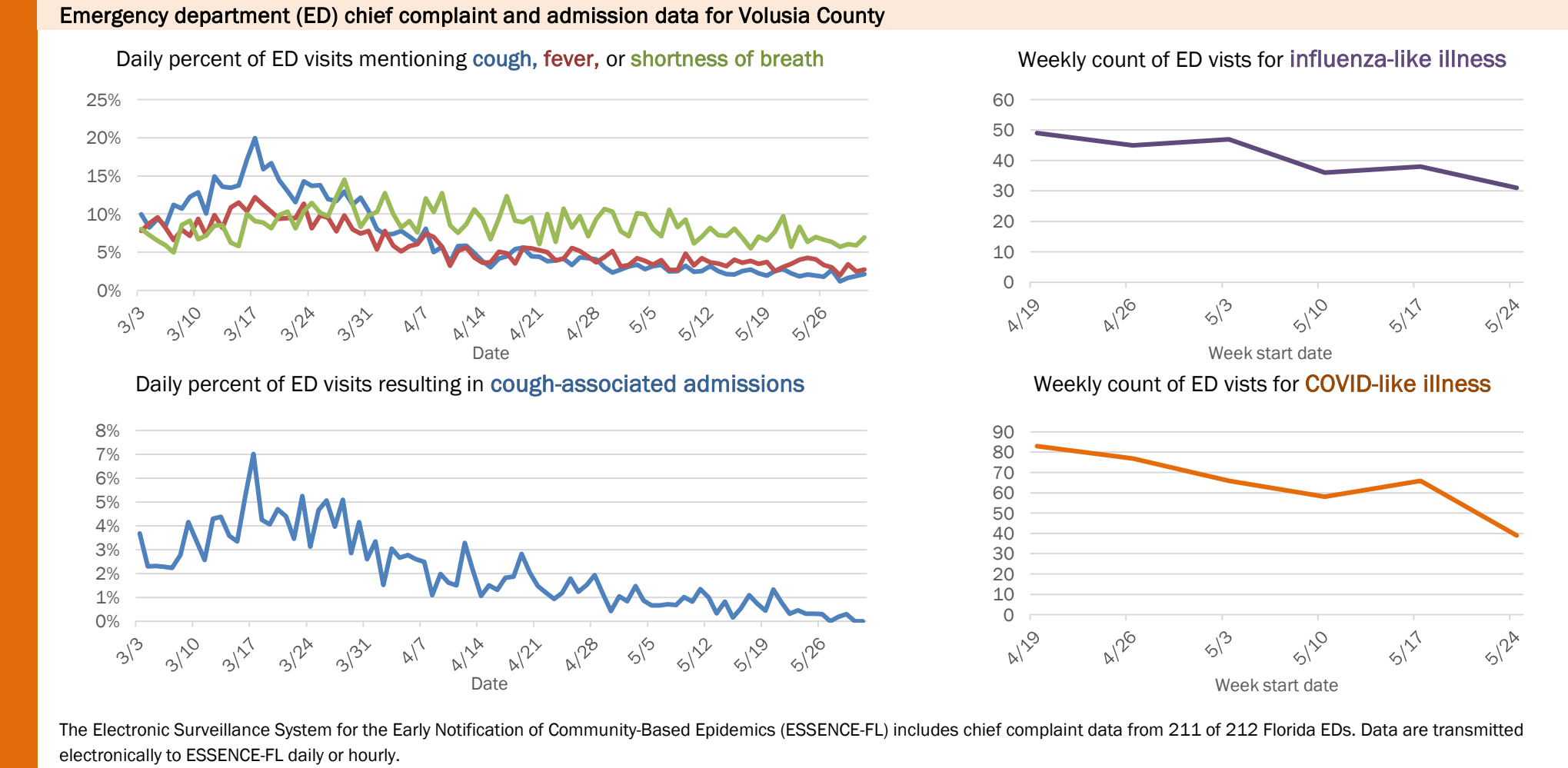
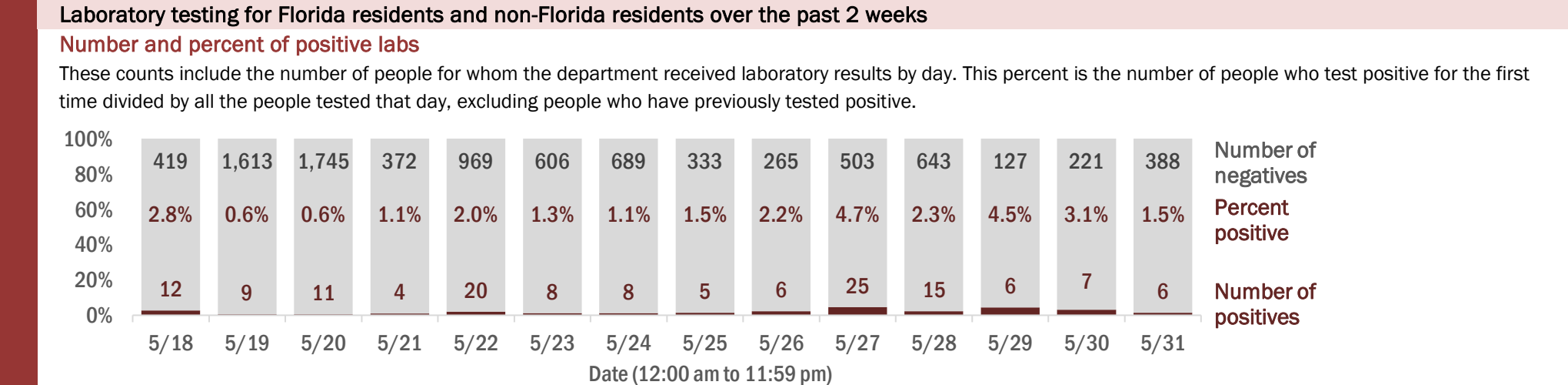
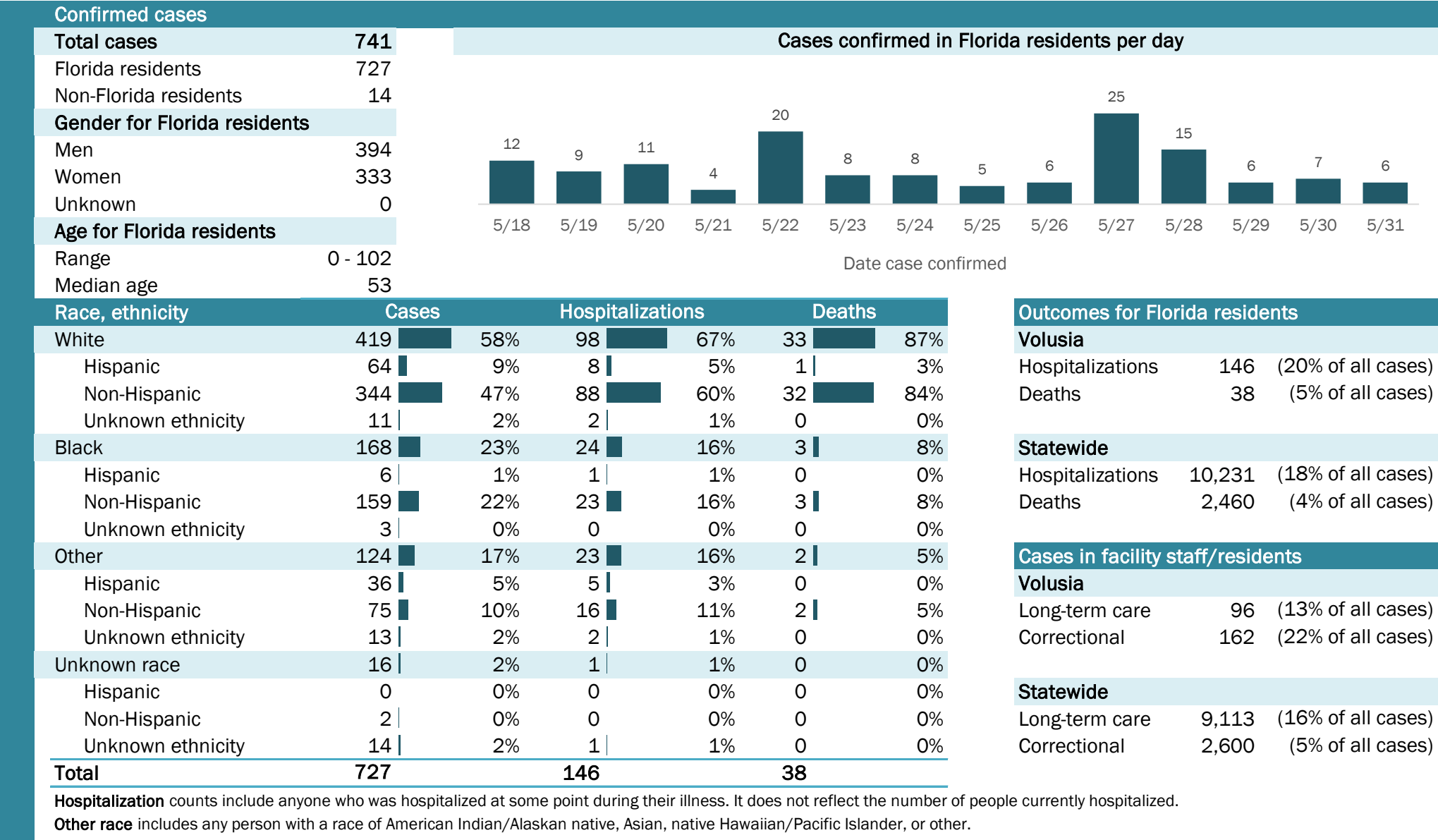


The Electronic Surveillance System for the Early Notification of Community-Based Epidemics (ESSENCE-FL) includes chief complaint data from 211 of 212 Florida EDs. Data are transmitted electronically to ESSENCE-FL daily or hourly.

Coronavirus: summary for Volusia County

Data for Jun 1, 2020 (verified at 10 AM)

Data in this report are provisional and subject to change.



Coronavirus: summary for Wakulla County

Data for Jun 1, 2020 (verified at 10 AM)

Data in this report are provisional and subject to change.

Confirmed cases

Total cases

35

Cases confirmed in Florida residents per day

1

1

1

5/18

5/19

5/20

5/21

5/22

5/23

5/24

5/25

5/26

5/27

5/28

5/29

5/30

5/31

Florida residents

33

Non-Florida residents

2

Gender for Florida residents

Men

10

Women

23

Unknown

0

Age for Florida residents

Range

18 - 86

Median age

46

Race, ethnicity	Cases	Hospitalizations	Deaths
White	17 52%	2 40%	1 100%
Hispanic	0 0%	0 0%	0 0%
Non-Hispanic	17 52%	2 40%	1 100%
Unknown ethnicity	0 0%	0 0%	0 0%
Black	13 39%	2 40%	0 0%
Hispanic	0 0%	0 0%	0 0%
Non-Hispanic	13 39%	2 40%	0 0%
Unknown ethnicity	0 0%	0 0%	0 0%
Other	3 9%	1 20%	0 0%
Hispanic	0 0%	0 0%	0 0%
Non-Hispanic	3 9%	1 20%	0 0%
Unknown ethnicity	0 0%	0 0%	0 0%
Unknown race	0 0%	0 0%	0 0%
Hispanic	0 0%	0 0%	0 0%
Non-Hispanic	0 0%	0 0%	0 0%
Unknown ethnicity	0 0%	0 0%	0 0%
Total	33	5	1

Hospitalization

counts include anyone who was hospitalized at some point during their illness. It does not reflect the number of people currently hospitalized.

Other race

includes any person with a race of American Indian/Alaskan native, Asian, native Hawaiian/Pacific Islander, or other.

Outcomes for Florida residents

Wakulla

Hospitalizations

5

(15% of all cases)

Deaths

1

(3% of all cases)

Statewide

Hospitalizations

10,231

(18% of all cases)

Deaths

2,460

(4% of all cases)

Cases in facility staff/residents

Wakulla

Long-term care

12

(36% of all cases)

Correctional

4

(12% of all cases)

Statewide

Long-term care

9,113

(16% of all cases)

Correctional

2,600

(5% of all cases)

Laboratory testing for Florida residents and non-Florida residents over the past 2 weeks

Number and percent of positive labs

These counts include the number of people for whom the department received laboratory results by day. This percent is the number of people who test positive for the first time divided by all the people tested that day, excluding people who have previously tested positive.

Date	Number of negatives	Percent positive	Number of positives
5/18	43	0.0%	0
5/19	166	0.0%	0
5/20	64	0.0%	0
5/21	69	0.0%	0
5/22	64	0.0%	0
5/23	18	0.0%	0
5/24	64	0.0%	0
5/25	18	0.0%	0
5/26	18	0.0%	0
5/27	26	0.0%	0
5/28	41	2.4%	1
5/29	7	12.5%	1
5/30	33	0.0%	0
5/31	40	2.4%	1

Emergency department (ED) chief complaint and admission data for Wakulla County

Daily percent of ED visits mentioning cough, fever, or shortness of breath

Daily percent of ED visits resulting in cough-associated admissions

Weekly count of ED visits for influenza-like illness

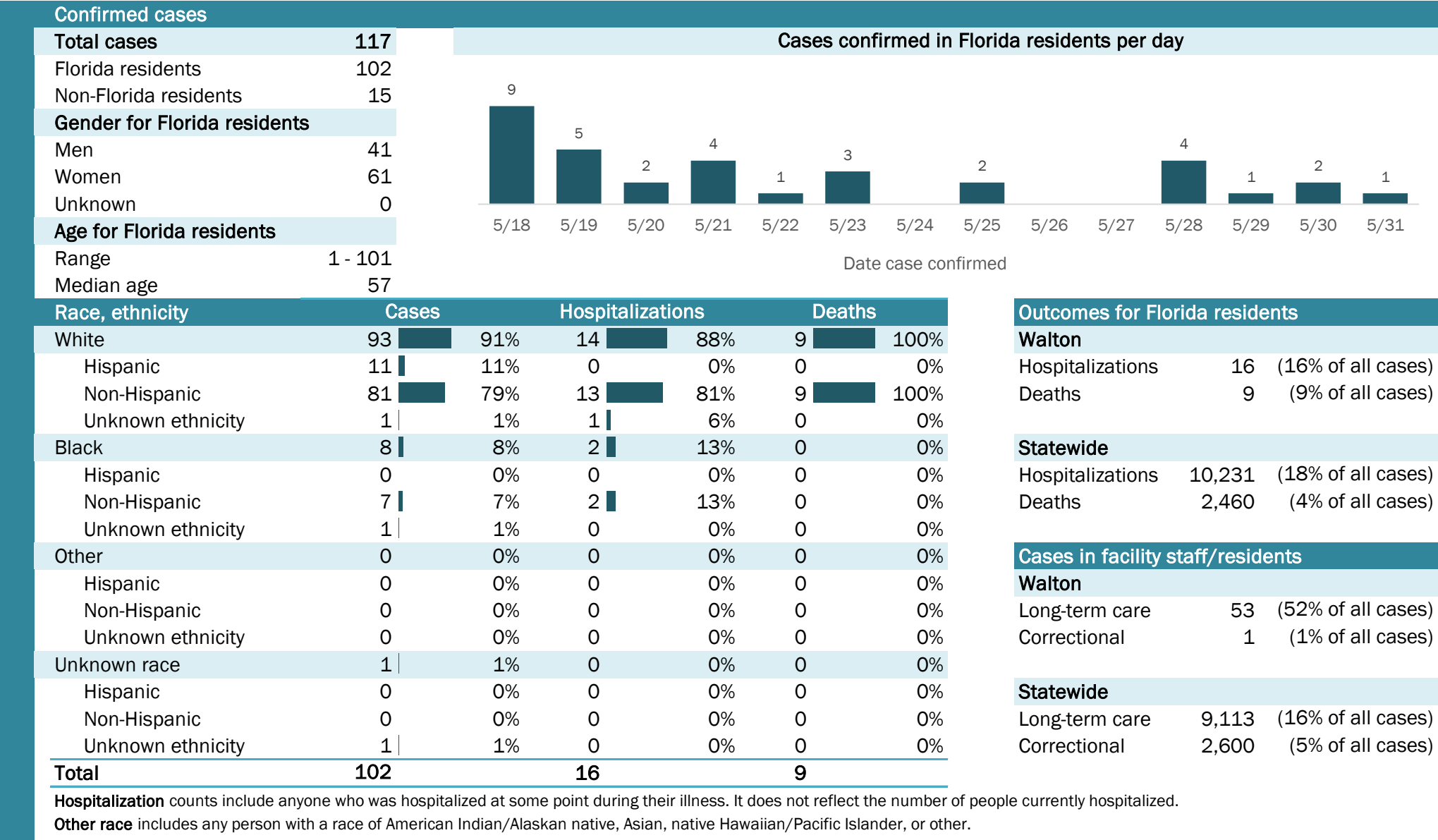
Weekly count of ED visits for COVID-like illness

The Electronic Surveillance System for the Early Notification of Community-Based Epidemics (ESSENCE-FL) includes chief complaint data from 211 of 212 Florida EDs. Data are transmitted electronically to ESSENCE-FL daily or hourly.

Coronavirus: summary for Walton County

Data for Jun 1, 2020 (verified at 10 AM)

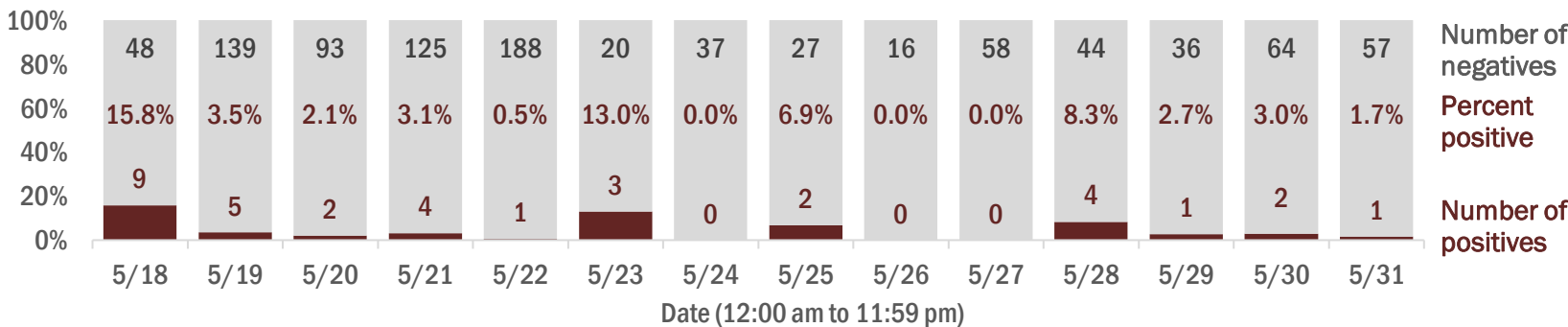
Data in this report are provisional and subject to change.



Laboratory testing for Florida residents and non-Florida residents over the past 2 weeks

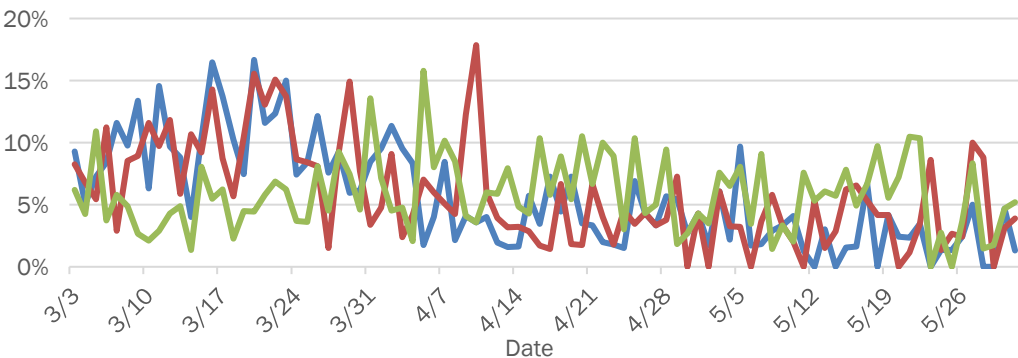
Number and percent of positive labs

These counts include the number of people for whom the department received laboratory results by day. This percent is the number of people who test positive for the first time divided by all the people tested that day, excluding people who have previously tested positive.

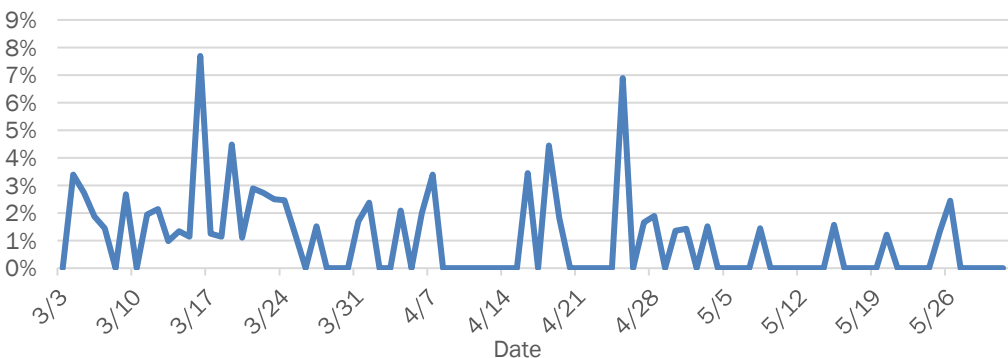


Emergency department (ED) chief complaint and admission data for Walton County

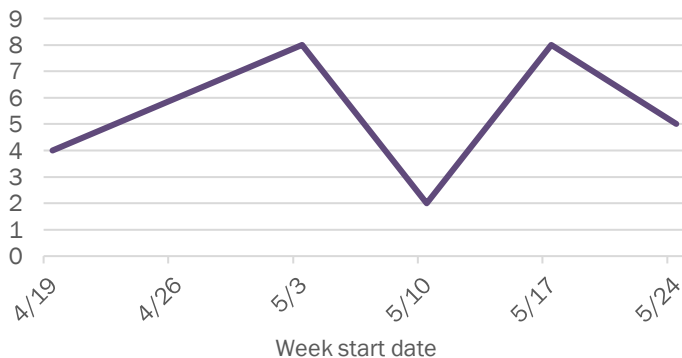
Daily percent of ED visits mentioning cough, fever, or shortness of breath



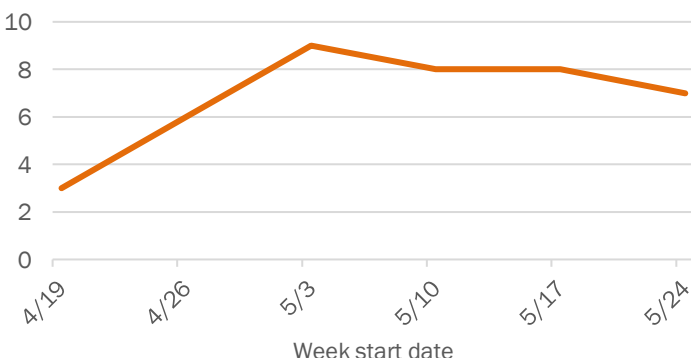
Daily percent of ED visits resulting in cough-associated admissions



Weekly count of ED vists for influenza-like illness



Weekly count of ED vists for COVID-like illness

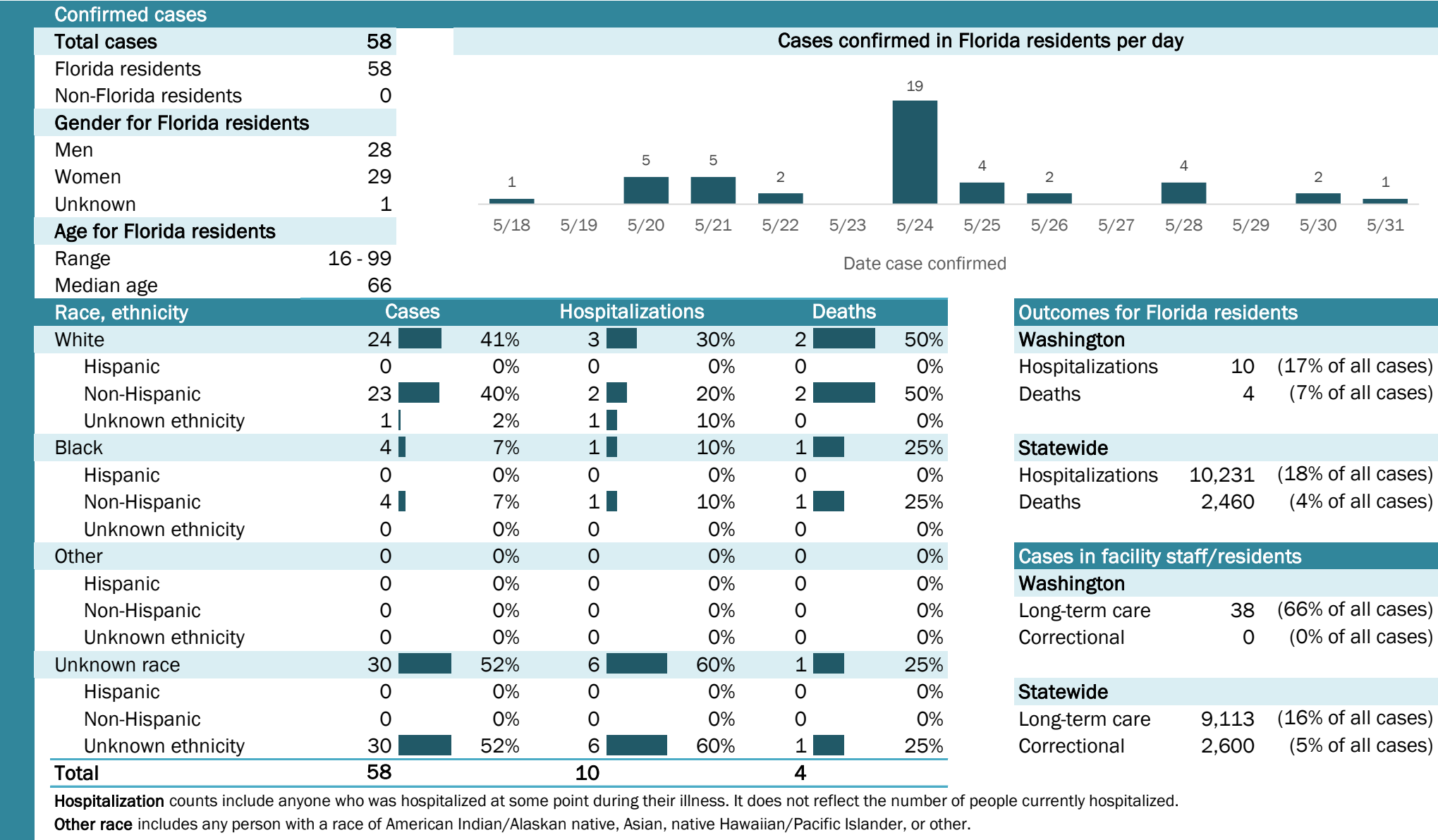


The Electronic Surveillance System for the Early Notification of Community-Based Epidemics (ESSENCE-FL) includes chief complaint data from 211 of 212 Florida EDs. Data are transmitted electronically to ESSENCE-FL daily or hourly.

Coronavirus: summary for Washington County

Data for Jun 1, 2020 (verified at 10 AM)

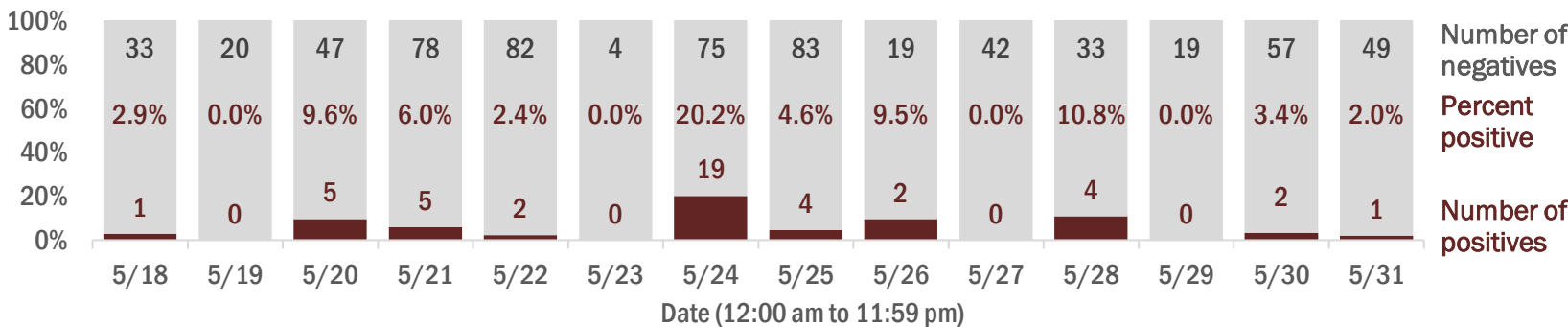
Data in this report are provisional and subject to change.



Laboratory testing for Florida residents and non-Florida residents over the past 2 weeks

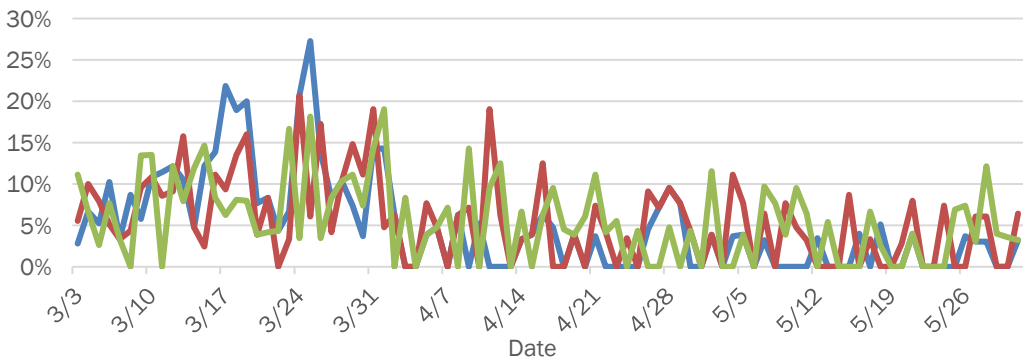
Number and percent of positive labs

These counts include the number of people for whom the department received laboratory results by day. This percent is the number of people who test positive for the first time divided by all the people tested that day, excluding people who have previously tested positive.

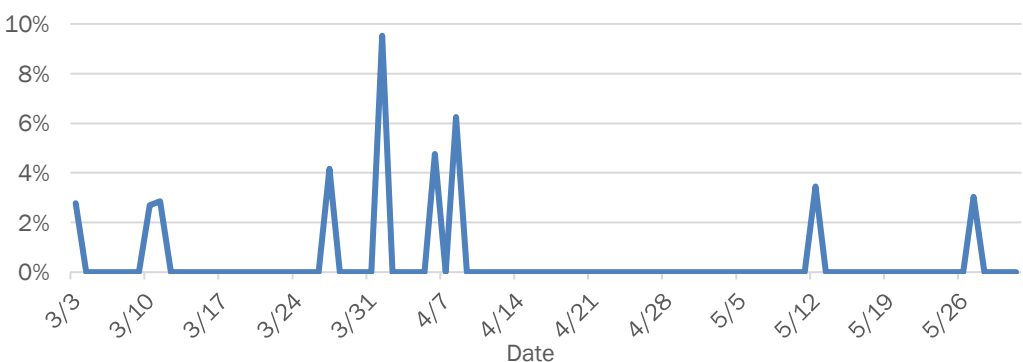


Emergency department (ED) chief complaint and admission data for Washington County

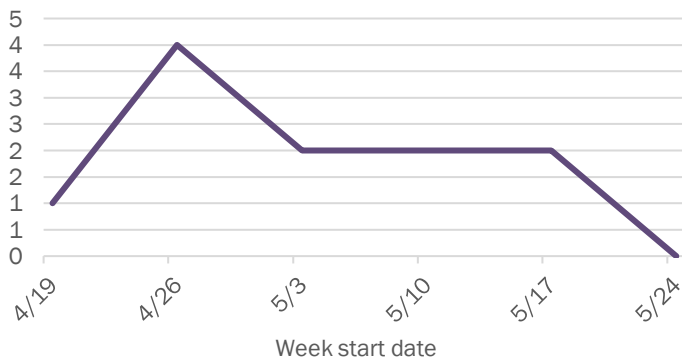
Daily percent of ED visits mentioning cough, fever, or shortness of breath



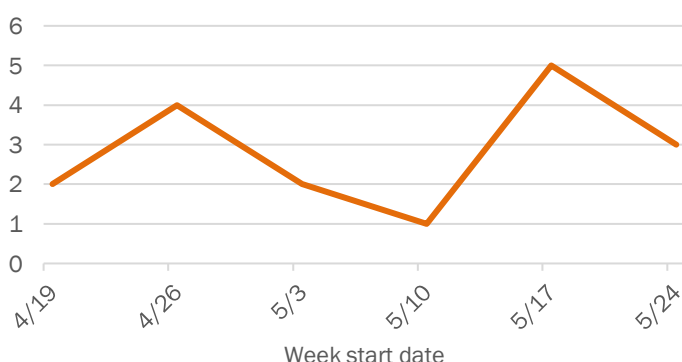
Daily percent of ED visits resulting in cough-associated admissions



Weekly count of ED visits for influenza-like illness



Weekly count of ED visits for COVID-like illness



The Electronic Surveillance System for the Early Notification of Community-Based Epidemics (ESSENCE-FL) includes chief complaint data from 211 of 212 Florida EDs. Data are transmitted electronically to ESSENCE-FL daily or hourly.

Coronavirus: summary for Escambia County

Data for Jun 1, 2020 (verified at 10 AM)

Data in this report are provisional and subject to change.

