

Coronavirus: summary for Alachua County

Data for May 30, 2020 (verified at 10 AM)

Data in this report are provisional and subject to change.

Confirmed cases

Total cases

379

Florida residents

360

Non-Florida residents

19

Gender for Florida residents

Men

145

Women

215

Unknown

0

Age for Florida residents

Range

0 - 103

Median age

47

Cases confirmed in Florida residents per day

2

4

3

3

3

1

5

4

6

1

3

2

5

2

5/16

5/17

5/18

5/19

5/20

5/21

5/22

5/23

5/24

5/25

5/26

5/27

5/28

5/29

Date case confirmed

Race, ethnicity

Cases

Hospitalizations

Deaths

White

144

40%

30

41%

2

29%

Hispanic

13

4%

0

0%

0

0%

Non-Hispanic

127

35%

29

39%

2

29%

Unknown ethnicity

4

1%

1

1%

0

0%

Black

133

37%

37

50%

5

71%

Hispanic

1

0%

0

0%

0

0%

Non-Hispanic

131

36%

36

49%

5

71%

Unknown ethnicity

1

0%

1

1%

0

0%

Other

29

8%

1

1%

0

0%

Hispanic

15

4%

1

1%

0

0%

Non-Hispanic

13

4%

0

0%

0

0%

Unknown ethnicity

1

0%

0

0%

0

0%

Unknown race

54

15%

6

8%

0

0%

Hispanic

6

2%

0

0%

0

0%

Non-Hispanic

0

0%

0

0%

0

0%

Unknown ethnicity

48

13%

6

8%

0

0%

Total

360

74

7

Outcomes for Florida residents

Alachua

Hospitalizations

74

(21% of all cases)

Deaths

7

(2% of all cases)

Statewide

Hospitalizations

10,113

(19% of all cases)

Deaths

2,447

(5% of all cases)

Cases in facility staff/residents

Alachua

Long-term care

68

(19% of all cases)

Correctional

1

(0% of all cases)

Statewide

Long-term care

8,998

(17% of all cases)

Correctional

2,580

(5% of all cases)

Hospitalization counts include anyone who was hospitalized at some point during their illness. It does not reflect the number of people currently hospitalized.

Other race includes any person with a race of American Indian/Alaskan native, Asian, native Hawaiian/Pacific Islander, or other.

Laboratory testing for Florida residents and non-Florida residents over the past 2 weeks

Number and percent of positive labs

These counts include the number of people for whom the department received laboratory results by day. This percent is the number of people who test positive for the first time divided by all the people tested that day, excluding people who have previously tested positive.

100%

80%

60%

40%

20%

0%

616

361

720

1,400

733

414

754

837

411

252

600

1,089

1,108

440

0.3%

1.1%

0.4%

0.2%

0.4%

0.2%

0.7%

0.5%

1.4%

0.4%

0.5%

0.2%

0.4%

0.5%

2

4

3

3

3

1

5

4

6

1

3

2

5

2

5/16

5/17

5/18

5/19

5/20

5/21

5/22

5/23

5/24

5/25

5/26

5/27

5/28

5/29

Date (12:00 am to 11:59 pm)

Number of negatives

Percent positive

Number of positives

Emergency department (ED) chief complaint and admission data for Alachua County

Daily percent of ED visits mentioning cough, fever, or shortness of breath

16%

14%

12%

10%

8%

6%

4%

2%

0%

3/1

3/8

3/15

3/22

3/29

4/5

4/12

4/19

4/26

5/3

5/10

5/17

5/24

Date

Daily percent of ED visits resulting in cough-associated admissions

5%

4%

4%

3%

3%

2%

2%

1%

0%

3/1

3/8

3/15

3/22

3/29

4/5

4/12

4/19

4/26

5/3

5/10

5/17

5/24

Date

Weekly count of ED vists for influenza-like illness

35

30

25

20

15

10

5

0

4/12

4/19

4/26

5/3

5/10

5/17

Week start date

Weekly count of ED vists for COVID-like illness

60

50

40

30

20

10

0

4/12

4/19

4/26

5/3

5/10

5/17

Week start date

The Electronic Surveillance System for the Early Notification of Community-Based Epidemics (ESSENCE-FL) includes chief complaint data from 211 of 212 Florida EDs. Data are transmitted electronically to ESSENCE-FL daily or hourly.

Coronavirus: summary for Baker County

Data for May 30, 2020 (verified at 10 AM)

Data in this report are provisional and subject to change.

Confirmed cases

Total cases

29

Cases confirmed in Florida residents per day

1

1

1

5/165/175/185/195/205/215/225/235/245/255/265/275/285/29

Florida residents

29

Non-Florida residents

0

Gender for Florida residents

Men

11

Women

18

Unknown

0

Age for Florida residents

Range

20 - 97

Median age

64

Race, ethnicity	Cases	Hospitalizations	Deaths
White	2069%	770%	3100%
Hispanic	00%	00%	00%
Non-Hispanic	2069%	770%	3100%
Unknown ethnicity	00%	00%	00%
Black	724%	110%	00%
Hispanic	00%	00%	00%
Non-Hispanic	621%	110%	00%
Unknown ethnicity	13%	00%	00%
Other	27%	220%	00%
Hispanic	00%	00%	00%
Non-Hispanic	27%	220%	00%
Unknown ethnicity	00%	00%	00%
Unknown race	00%	00%	00%
Hispanic	00%	00%	00%
Non-Hispanic	00%	00%	00%
Unknown ethnicity	00%	00%	00%
Total	29	10	3

Hospitalization

counts include anyone who was hospitalized at some point during their illness. It does not reflect the number of people currently hospitalized.

Other race

includes any person with a race of American Indian/Alaskan native, Asian, native Hawaiian/Pacific Islander, or other.

Outcomes for Florida residents

Baker

Hospitalizations

10

(34% of all cases)

Deaths

3

(10% of all cases)

Statewide

Hospitalizations

10,113

(19% of all cases)

Deaths

2,447

(5% of all cases)

Cases in facility staff/residents

Baker

Long-term care

15

(52% of all cases)

Correctional

0

(0% of all cases)

Statewide

Long-term care

8,998

(17% of all cases)

Correctional

2,580

(5% of all cases)

Laboratory testing for Florida residents and non-Florida residents over the past 2 weeks

Number and percent of positive labs

These counts include the number of people for whom the department received laboratory results by day. This percent is the number of people who test positive for the first time divided by all the people tested that day, excluding people who have previously tested positive.

Date	Number of negatives	Percent positive	Number of positives
5/16	23	0.0%	0
5/17	22	0.0%	0
5/18	28	0.0%	0
5/19	81	0.0%	0
5/20	59	0.0%	0
5/21	53	0.0%	0
5/22	17	5.6%	1
5/23	18	0.0%	0
5/24	26	0.0%	0
5/25	22	0.0%	0
5/26	13	7.1%	1
5/27	20	0.0%	0
5/28	23	0.0%	0
5/29	6	14.3%	1

Emergency department (ED) chief complaint and admission data for Baker County

Daily percent of ED visits mentioning cough, fever, or shortness of breath

Daily percent of ED visits resulting in cough-associated admissions

Weekly count of ED visits for influenza-like illness

Weekly count of ED visits for COVID-like illness

The Electronic Surveillance System for the Early Notification of Community-Based Epidemics (ESSENCE-FL) includes chief complaint data from 211 of 212 Florida EDs. Data are transmitted electronically to ESSENCE-FL daily or hourly.

Coronavirus: summary for Bay County

Data for May 30, 2020 (verified at 10 AM)

Data in this report are provisional and subject to change.

Confirmed cases

Total cases

97

Florida residents

95

Non-Florida residents

2

Gender for Florida residents

Men

54

Women

41

Unknown

0

Age for Florida residents

Range

2 - 93

Median age

48

Cases confirmed in Florida residents per day

5/16

5/17

5/18

5/19

5/20

5/21

5/22

5/23

5/24

5/25

5/26

5/27

5/28

5/29

1

1

6

2

1

2

Date case confirmed

Race, ethnicity

Cases

Hospitalizations

Deaths

White

74

78%

8

62%

3

100%

Hispanic

21

22%

1

8%

0

0%

Non-Hispanic

51

54%

7

54%

3

100%

Unknown ethnicity

2

2%

0

0%

0

0%

Black

11

12%

3

23%

0

0%

Hispanic

0

0%

0

0%

0

0%

Non-Hispanic

11

12%

3

23%

0

0%

Unknown ethnicity

0

0%

0

0%

0

0%

Other

6

6%

2

15%

0

0%

Hispanic

4

4%

1

8%

0

0%

Non-Hispanic

1

1%

1

8%

0

0%

Unknown ethnicity

1

1%

0

0%

0

0%

Unknown race

4

4%

0

0%

0

0%

Hispanic

0

0%

0

0%

0

0%

Non-Hispanic

0

0%

0

0%

0

0%

Unknown ethnicity

4

4%

0

0%

0

0%

Total

95

13

3

Outcomes for Florida residents

Bay

Hospitalizations

13

(14% of all cases)

Deaths

3

(3% of all cases)

Statewide

Hospitalizations

10,113

(19% of all cases)

Deaths

2,447

(5% of all cases)

Cases in facility staff/residents

Bay

Long-term care

7

(7% of all cases)

Correctional

3

(3% of all cases)

Statewide

Long-term care

8,998

(17% of all cases)

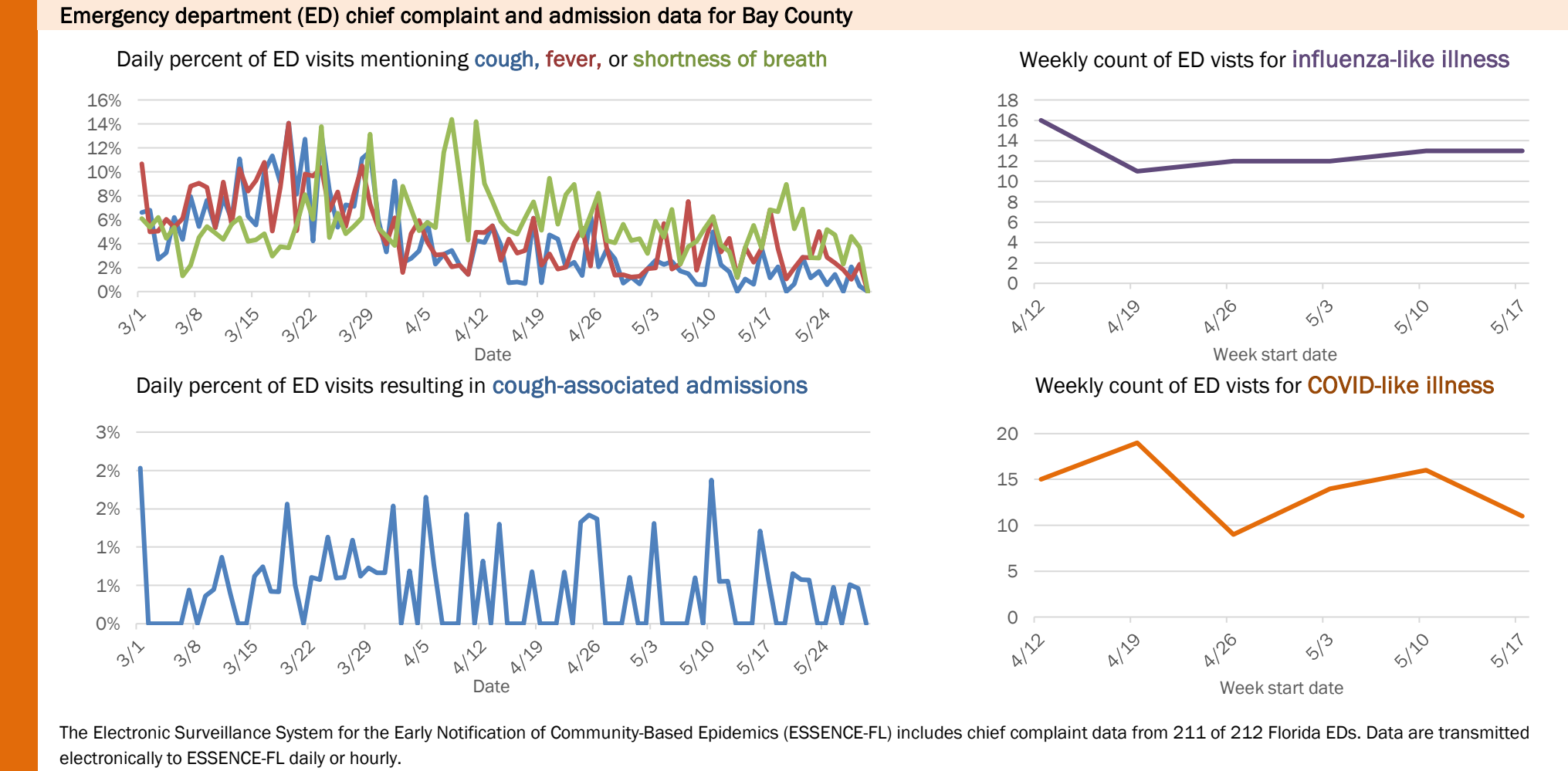
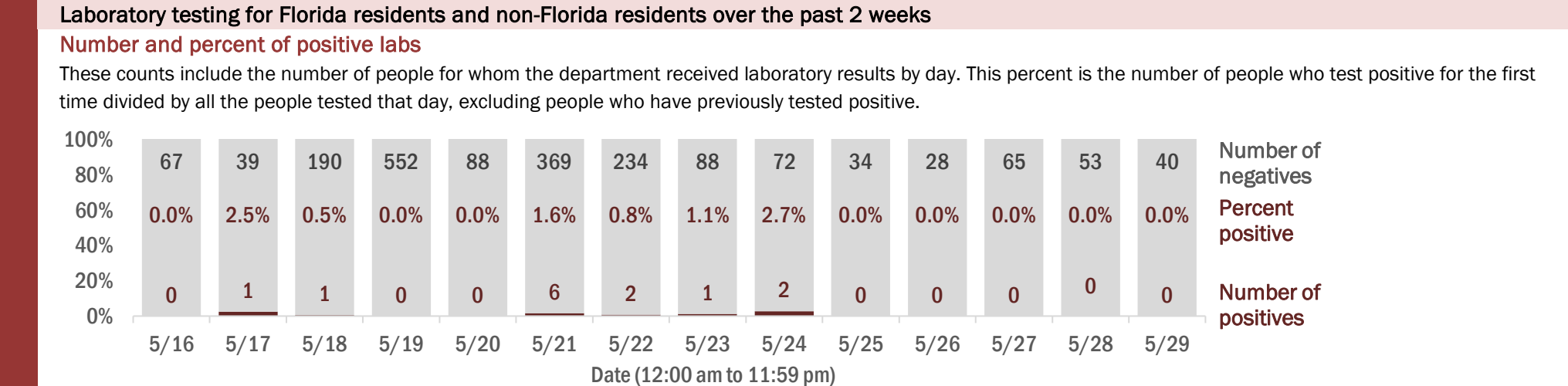
Correctional

2,580

(5% of all cases)

Hospitalization counts include anyone who was hospitalized at some point during their illness. It does not reflect the number of people currently hospitalized.

Other race includes any person with a race of American Indian/Alaskan native, Asian, native Hawaiian/Pacific Islander, or other.



Coronavirus: summary for Bradford County

Data for May 30, 2020 (verified at 10 AM)

Data in this report are provisional and subject to change.

Confirmed cases

Total cases

51

Cases confirmed in Florida residents per day

1

5/16

1

5/23

Florida residents

51

Non-Florida residents

0

Gender for Florida residents

Men

10

Women

41

Unknown

0

Age for Florida residents

Range

8 - 107

Median age

72

Race, ethnicity	Cases	Hospitalizations	Deaths
White	4588%	982%	2100%
Hispanic	00%	00%	00%
Non-Hispanic	4588%	982%	2100%
Unknown ethnicity	00%	00%	00%
Black	510%	19%	00%
Hispanic	00%	00%	00%
Non-Hispanic	510%	19%	00%
Unknown ethnicity	00%	00%	00%
Other	12%	19%	00%
Hispanic	00%	00%	00%
Non-Hispanic	12%	19%	00%
Unknown ethnicity	00%	00%	00%
Unknown race	00%	00%	00%
Hispanic	00%	00%	00%
Non-Hispanic	00%	00%	00%
Unknown ethnicity	00%	00%	00%
Total	51	11	2

Hospitalization

counts include anyone who was hospitalized at some point during their illness. It does not reflect the number of people currently hospitalized.

Other race

includes any person with a race of American Indian/Alaskan native, Asian, native Hawaiian/Pacific Islander, or other.

Outcomes for Florida residents

Bradford

Hospitalizations

11

(22% of all cases)

Deaths

2

(4% of all cases)

Statewide

Hospitalizations

10,113

(19% of all cases)

Deaths

2,447

(5% of all cases)

Cases in facility staff/residents

Bradford

Long-term care

28

(55% of all cases)

Correctional

0

(0% of all cases)

Statewide

Long-term care

8,998

(17% of all cases)

Correctional

2,580

(5% of all cases)

Laboratory testing for Florida residents and non-Florida residents over the past 2 weeks

Number and percent of positive labs

These counts include the number of people for whom the department received laboratory results by day. This percent is the number of people who test positive for the first time divided by all the people tested that day, excluding people who have previously tested positive.

Date	Number of negatives	Percent positive	Number of positives
5/16	41	2.4%	1
5/17	52	0.0%	0
5/18	36	0.0%	0
5/19	114	0.0%	0
5/20	115	0.0%	0
5/21	19	0.0%	0
5/22	23	0.0%	0
5/23	36	2.7%	1
5/24	83	0.0%	0
5/25	14	0.0%	0
5/26	20	0.0%	0
5/27	25	0.0%	0
5/28	44	0.0%	0
5/29	15	0.0%	0

Emergency department (ED) chief complaint and admission data for Bradford County

Daily percent of ED visits mentioning cough, fever, or shortness of breath

Daily percent of ED visits resulting in cough-associated admissions

Weekly count of ED visits for influenza-like illness

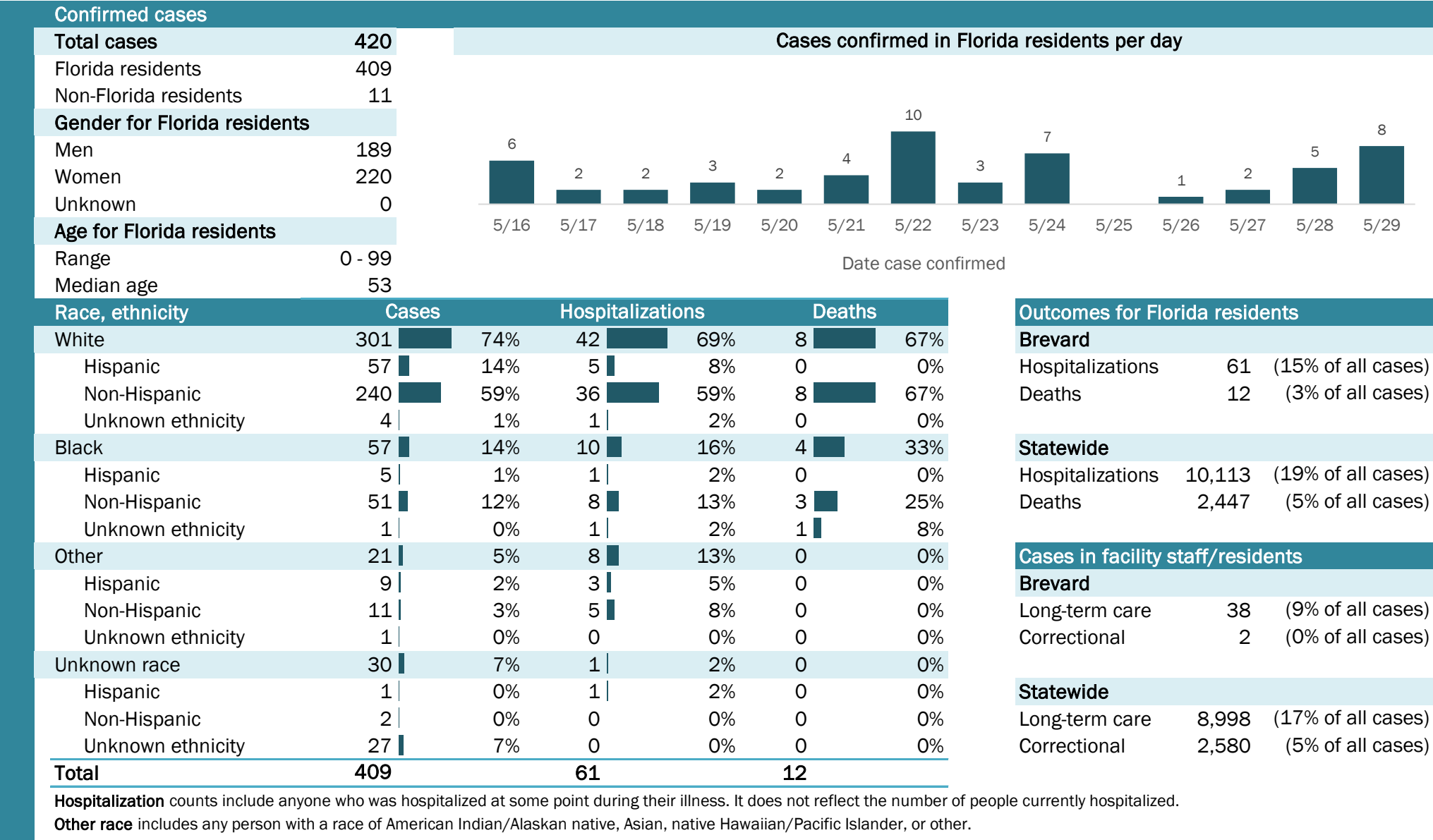
Weekly count of ED visits for COVID-like illness

The Electronic Surveillance System for the Early Notification of Community-Based Epidemics (ESSENCE-FL) includes chief complaint data from 211 of 212 Florida EDs. Data are transmitted electronically to ESSENCE-FL daily or hourly.

Coronavirus: summary for Brevard County

Data for May 30, 2020 (verified at 10 AM)

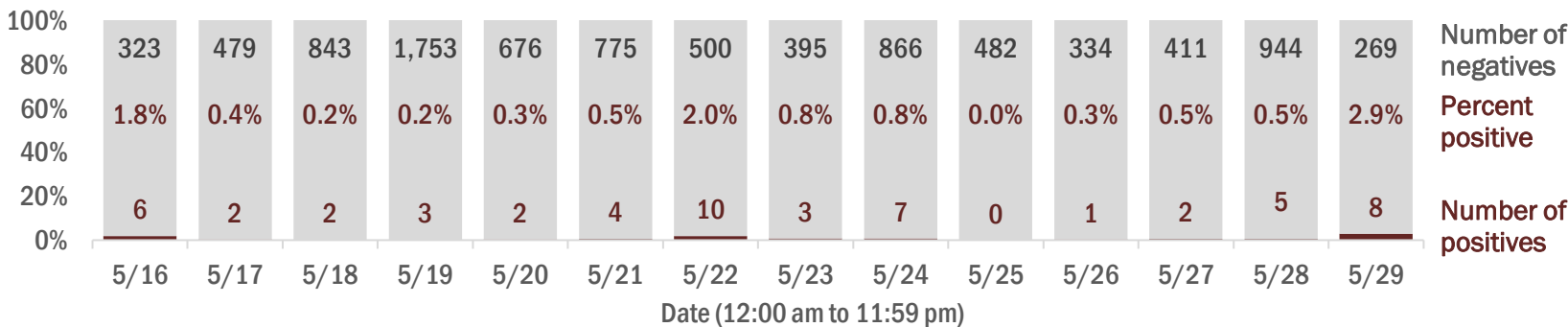
Data in this report are provisional and subject to change.



Laboratory testing for Florida residents and non-Florida residents over the past 2 weeks

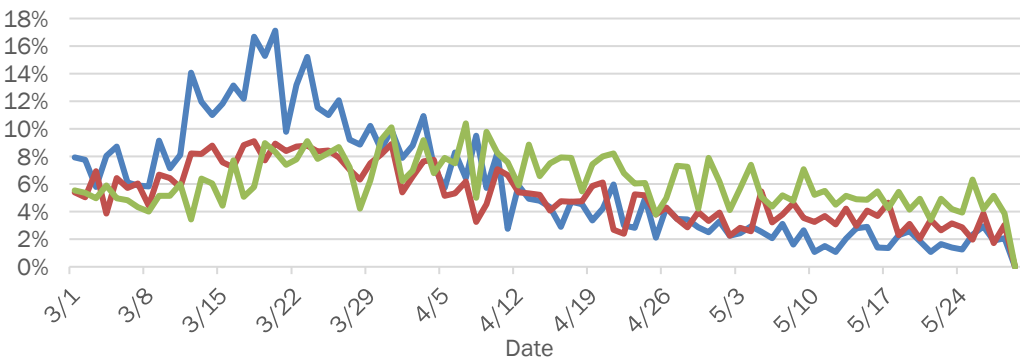
Number and percent of positive labs

These counts include the number of people for whom the department received laboratory results by day. This percent is the number of people who test positive for the first time divided by all the people tested that day, excluding people who have previously tested positive.

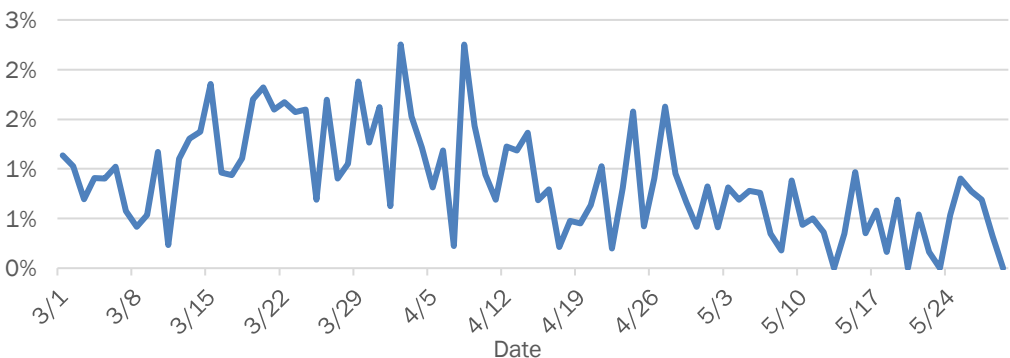


Emergency department (ED) chief complaint and admission data for Brevard County

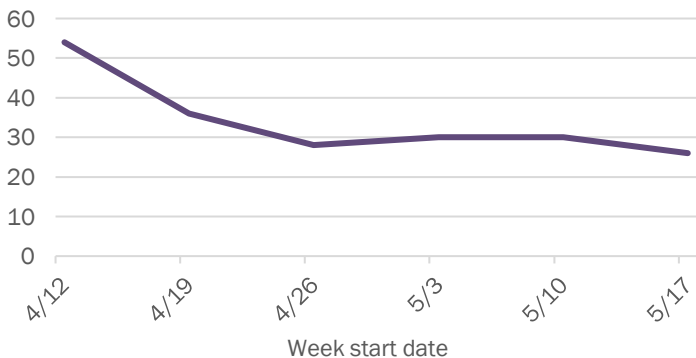
Daily percent of ED visits mentioning cough, fever, or shortness of breath



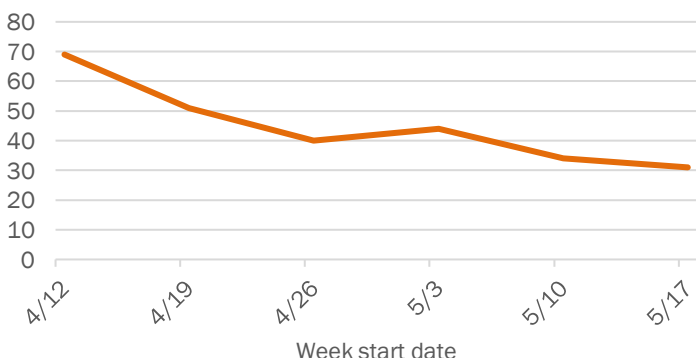
Daily percent of ED visits resulting in cough-associated admissions



Weekly count of ED visits for influenza-like illness



Weekly count of ED visits for COVID-like illness

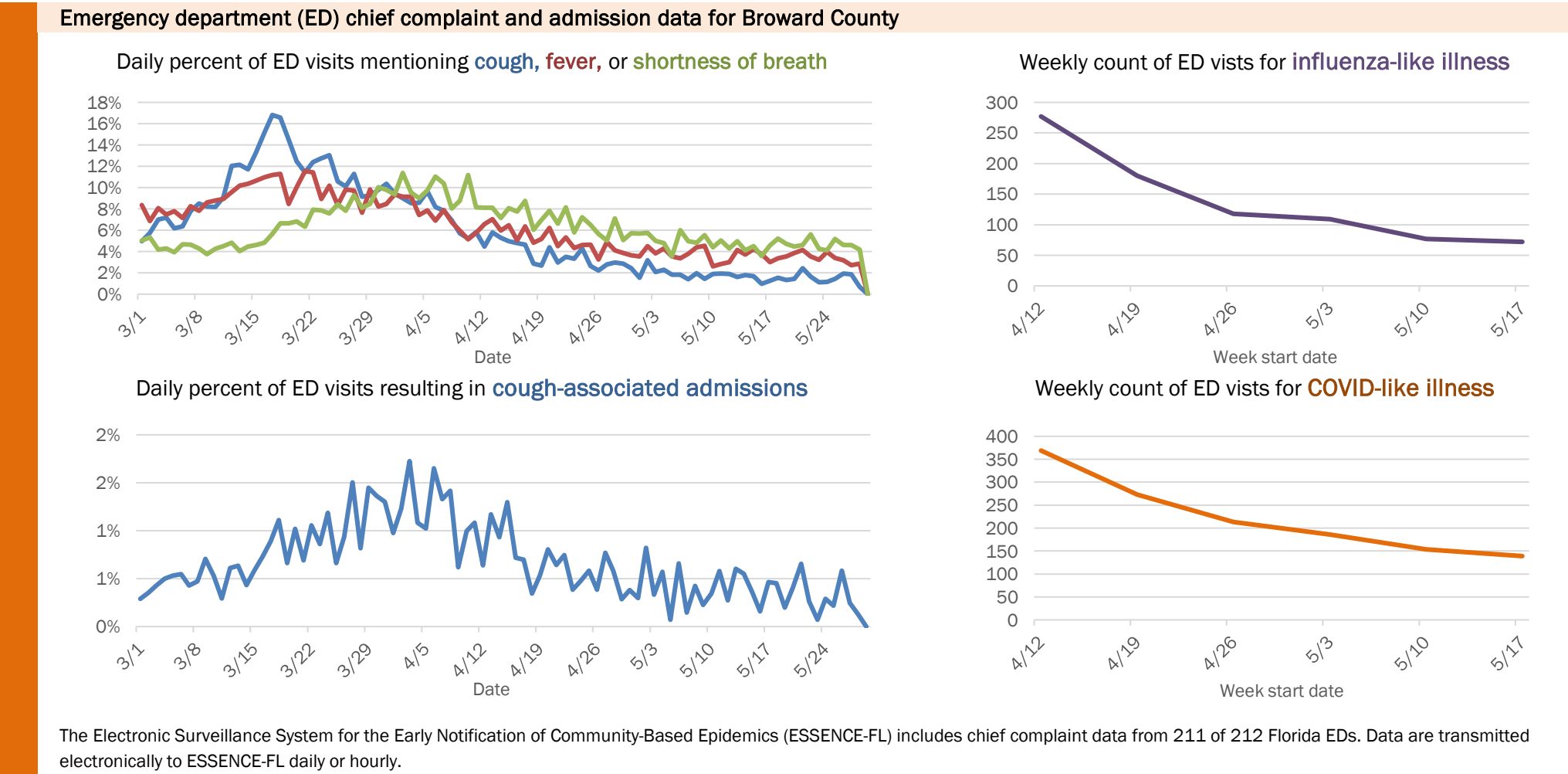
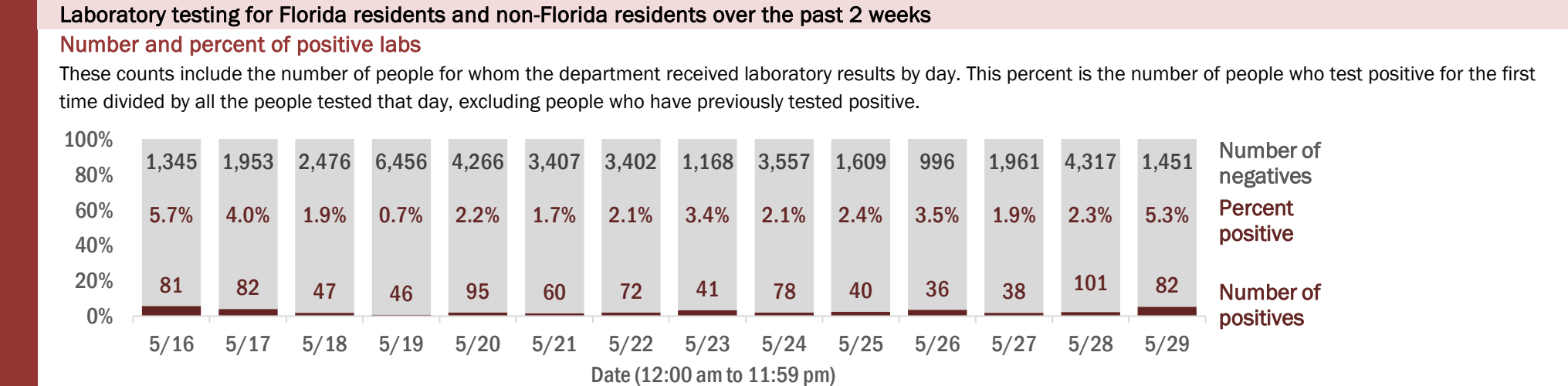
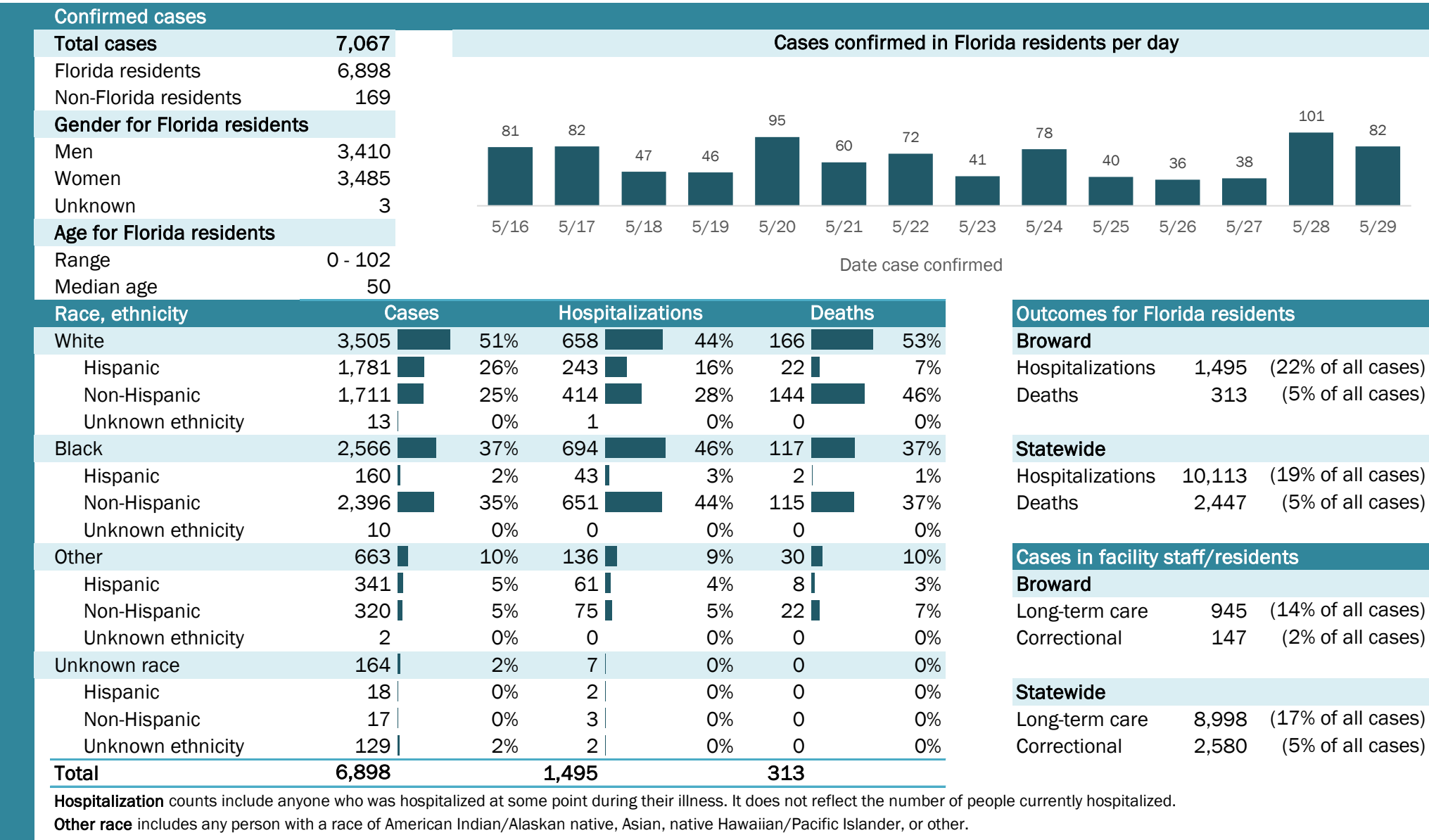


The Electronic Surveillance System for the Early Notification of Community-Based Epidemics (ESSENCE-FL) includes chief complaint data from 211 of 212 Florida EDs. Data are transmitted electronically to ESSENCE-FL daily or hourly.

Coronavirus: summary for Broward County

Data for May 30, 2020 (verified at 10 AM)

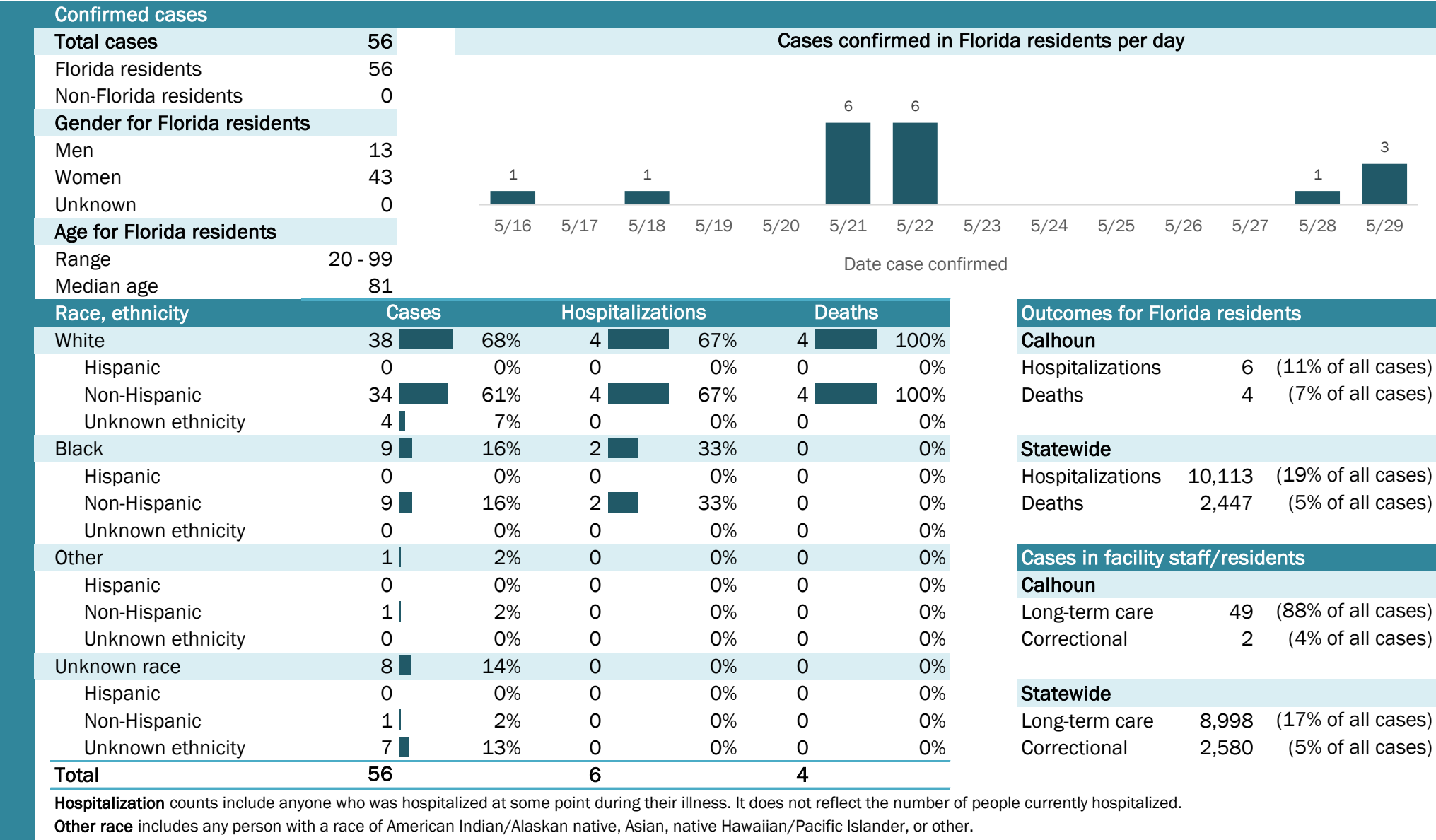
Data in this report are provisional and subject to change.



Coronavirus: summary for Calhoun County

Data for May 30, 2020 (verified at 10 AM)

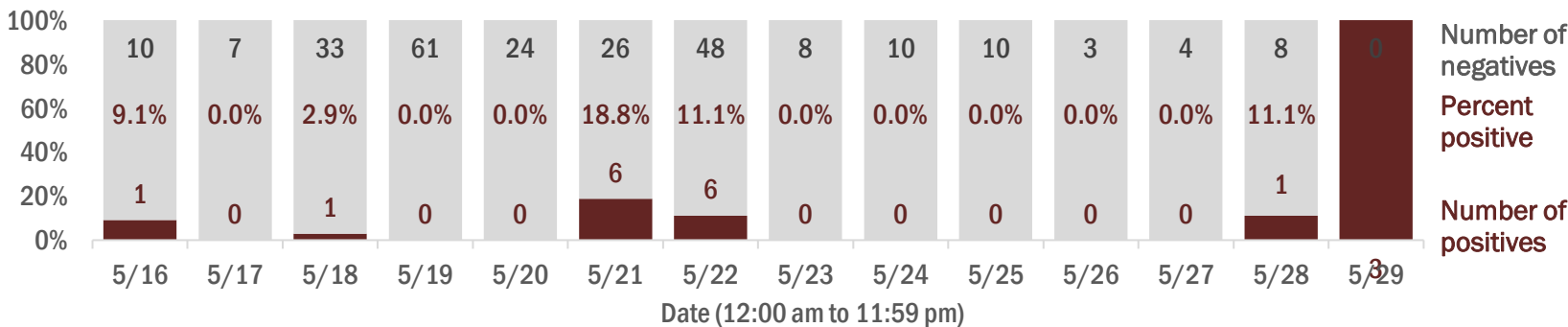
Data in this report are provisional and subject to change.



Laboratory testing for Florida residents and non-Florida residents over the past 2 weeks

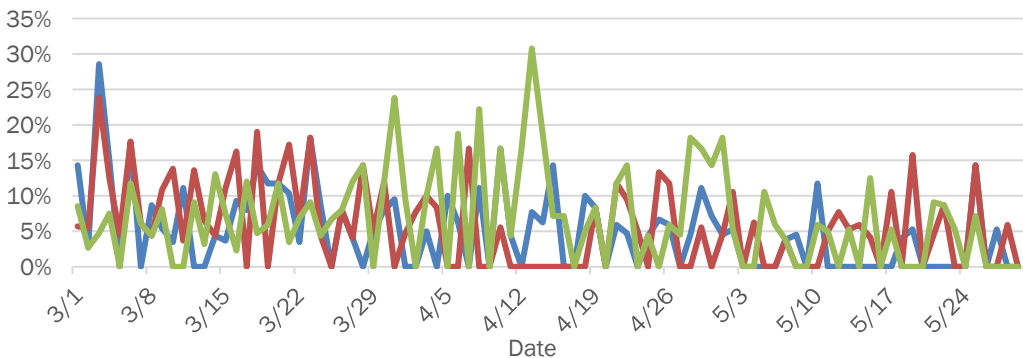
Number and percent of positive labs

These counts include the number of people for whom the department received laboratory results by day. This percent is the number of people who test positive for the first time divided by all the people tested that day, excluding people who have previously tested positive.

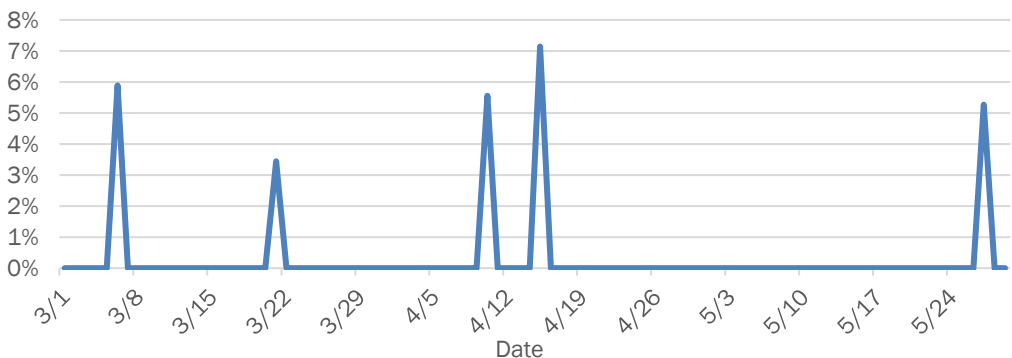


Emergency department (ED) chief complaint and admission data for Calhoun County

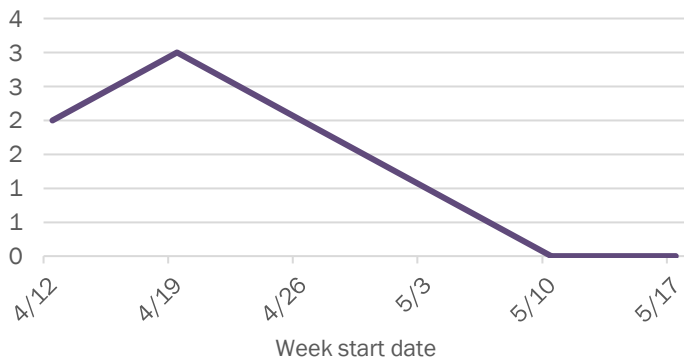
Daily percent of ED visits mentioning cough, fever, or shortness of breath



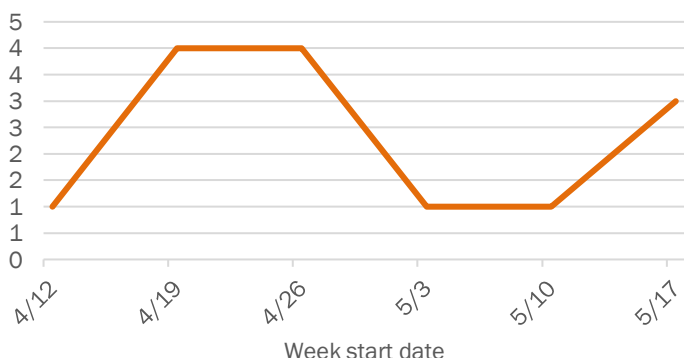
Daily percent of ED visits resulting in cough-associated admissions



Weekly count of ED visits for influenza-like illness



Weekly count of ED visits for COVID-like illness



The Electronic Surveillance System for the Early Notification of Community-Based Epidemics (ESSENCE-FL) includes chief complaint data from 211 of 212 Florida EDs. Data are transmitted electronically to ESSENCE-FL daily or hourly.

Coronavirus: summary for Charlotte County

Data for May 30, 2020 (verified at 10 AM)

Data in this report are provisional and subject to change.

Confirmed cases

Total cases

450

Florida residents

448

Non-Florida residents

2

Gender for Florida residents

Men

167

Women

281

Unknown

0

Age for Florida residents

Range

0 - 101

Median age

67

Cases confirmed in Florida residents per day

10

7

5

7

12

3

4

6

5

3

2

5

7

3

5/16

5/17

5/18

5/19

5/20

5/21

5/22

5/23

5/24

5/25

5/26

5/27

5/28

5/29

Date case confirmed

Race, ethnicity	Cases	Hospitalizations	Deaths
White	363	100	54
Hispanic	15	3	1
Non-Hispanic	341	95	53
Unknown ethnicity	7	2	0
Black	50	12	5
Hispanic	1	0	0
Non-Hispanic	48	12	5
Unknown ethnicity	1	0	0
Other	9	2	0
Hispanic	2	0	0
Non-Hispanic	7	2	0
Unknown ethnicity	0	0	0
Unknown race	26	7	4
Hispanic	0	0	0
Non-Hispanic	1	0	1
Unknown ethnicity	25	7	3
Total	448	121	63

Hospitalization

counts include anyone who was hospitalized at some point during their illness. It does not reflect the number of people currently hospitalized.

Other race

includes any person with a race of American Indian/Alaskan native, Asian, native Hawaiian/Pacific Islander, or other.

Outcomes for Florida residents

Charlotte

Hospitalizations

121

(27% of all cases)

Deaths

63

(14% of all cases)

Statewide

Hospitalizations

10,113

(19% of all cases)

Deaths

2,447

(5% of all cases)

Cases in facility staff/residents

Charlotte

Long-term care

205

(46% of all cases)

Correctional

2

(0% of all cases)

Statewide

Long-term care

8,998

(17% of all cases)

Correctional

2,580

(5% of all cases)

Laboratory testing for Florida residents and non-Florida residents over the past 2 weeks

Number and percent of positive labs

These counts include the number of people for whom the department received laboratory results by day. This percent is the number of people who test positive for the first time divided by all the people tested that day, excluding people who have previously tested positive.

100%

80%

60%

40%

20%

0%

84

110

190

461

583

101

109

92

184

202

119

68

211

104

10.6%

6.0%

2.6%

1.5%

2.0%

2.9%

3.5%

6.1%

2.6%

1.5%

1.7%

6.8%

3.2%

2.8%

10

7

5

7

12

3

4

6

5

3

2

5

7

3

5/16

5/17

5/18

5/19

5/20

5/21

5/22

5/23

5/24

5/25

5/26

5/27

5/28

5/29

Number of negatives

Percent positive

Number of positives

Date (12:00 am to 11:59 pm)

Emergency department (ED) chief complaint and admission data for Charlotte County

Daily percent of ED visits mentioning cough, fever, or shortness of breath

14%

12%

10%

8%

6%

4%

2%

0%

3/1

3/8

3/15

3/22

3/29

4/5

4/12

4/19

4/26

5/3

5/10

5/17

5/24

Date

Daily percent of ED visits resulting in cough-associated admissions

5%

4%

3%

2%

1%

0%

3/1

3/8

3/15

3/22

3/29

4/5

4/12

4/19

4/26

5/3

5/10

5/17

5/24

Date

Weekly count of ED visits for influenza-like illness

14

12

10

8

6

4

2

0

4/12

4/19

4/26

5/3

5/10

5/17

Week start date

Weekly count of ED visits for COVID-like illness

30

25

20

15

10

5

0

4/12

4/19

4/26

5/3

5/10

5/17

Week start date

The Electronic Surveillance System for the Early Notification of Community-Based Epidemics (ESSENCE-FL) includes chief complaint data from 211 of 212 Florida EDs. Data are transmitted electronically to ESSENCE-FL daily or hourly.

Coronavirus: summary for Citrus County

Data for May 30, 2020 (verified at 10 AM)

Data in this report are provisional and subject to change.

Confirmed cases

Total cases

121

Florida residents

121

Non-Florida residents

0

Gender for Florida residents

Men

61

Women

60

Unknown

0

Age for Florida residents

Range

0 - 97

Median age

60

Cases confirmed in Florida residents per day

2

5/16

1

5/18

2

5/19

3

5/21

1

5/24

1

5/28

1

5/29

Race, ethnicity	Cases	Hospitalizations	Deaths
White	8570%2991%12100%		
Hispanic	76%	13%	00%
Non-Hispanic	7663%2888%12100%		
Unknown ethnicity	22%00%00%		
Black	11%00%00%		
Hispanic	00%00%00%		
Non-Hispanic	11%00%00%		
Unknown ethnicity	00%00%00%		
Other	108%00%00%		
Hispanic	43%00%00%		
Non-Hispanic	65%00%00%		
Unknown ethnicity	00%00%00%		
Unknown race	2521%39%00%		
Hispanic	32%00%00%		
Non-Hispanic	00%00%00%		
Unknown ethnicity	2218%39%00%		
Total	121	32	12

Hospitalization

counts include anyone who was hospitalized at some point during their illness. It does not reflect the number of people currently hospitalized.

Other race

includes any person with a race of American Indian/Alaskan native, Asian, native Hawaiian/Pacific Islander, or other.

Outcomes for Florida residents

Citrus

Hospitalizations

32

(26% of all cases)

Deaths

12

(10% of all cases)

Statewide

Hospitalizations

10,113

(19% of all cases)

Deaths

2,447

(5% of all cases)

Cases in facility staff/residents

Citrus

Long-term care

7

(6% of all cases)

Correctional

3

(2% of all cases)

Statewide

Long-term care

8,998

(17% of all cases)

Correctional

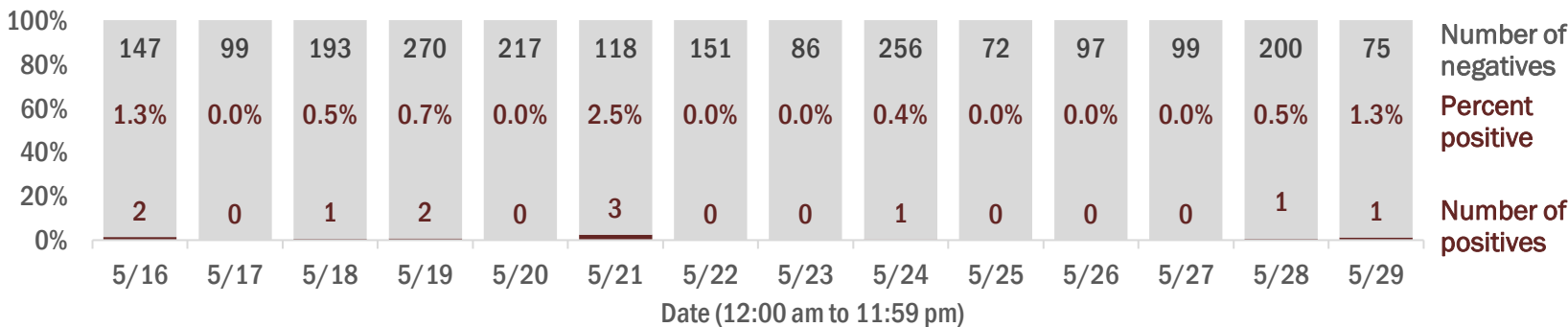
2,580

(5% of all cases)

Laboratory testing for Florida residents and non-Florida residents over the past 2 weeks

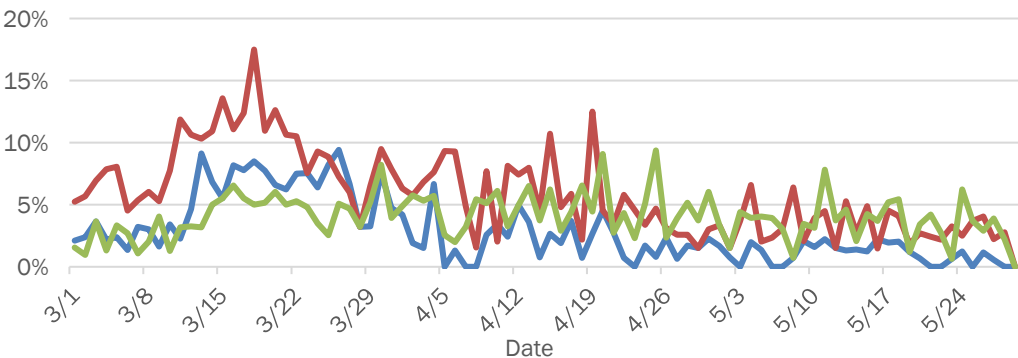
Number and percent of positive labs

These counts include the number of people for whom the department received laboratory results by day. This percent is the number of people who test positive for the first time divided by all the people tested that day, excluding people who have previously tested positive.

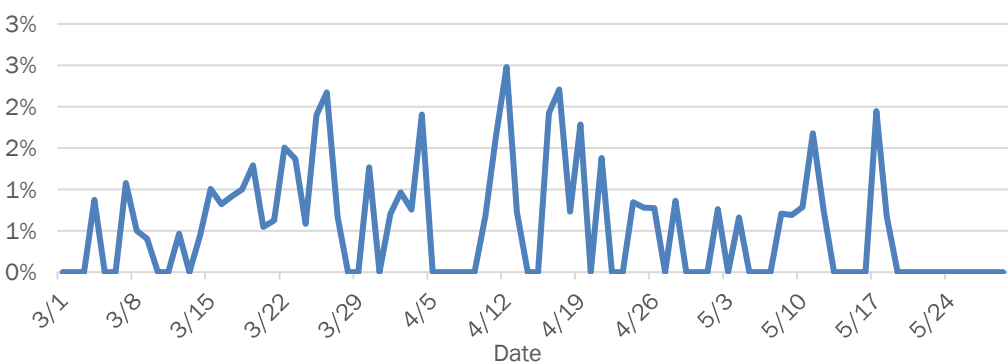


Emergency department (ED) chief complaint and admission data for Citrus County

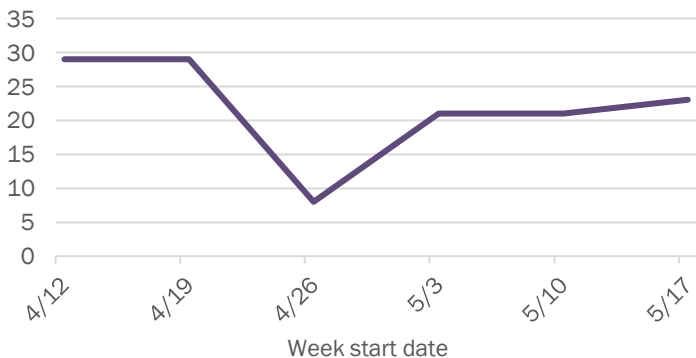
Daily percent of ED visits mentioning cough, fever, or shortness of breath



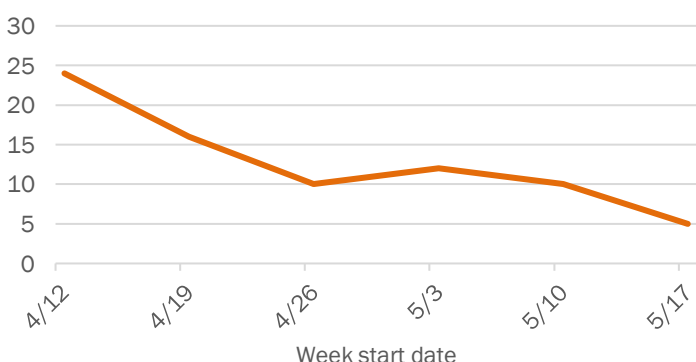
Daily percent of ED visits resulting in cough-associated admissions



Weekly count of ED visits for influenza-like illness



Weekly count of ED visits for COVID-like illness

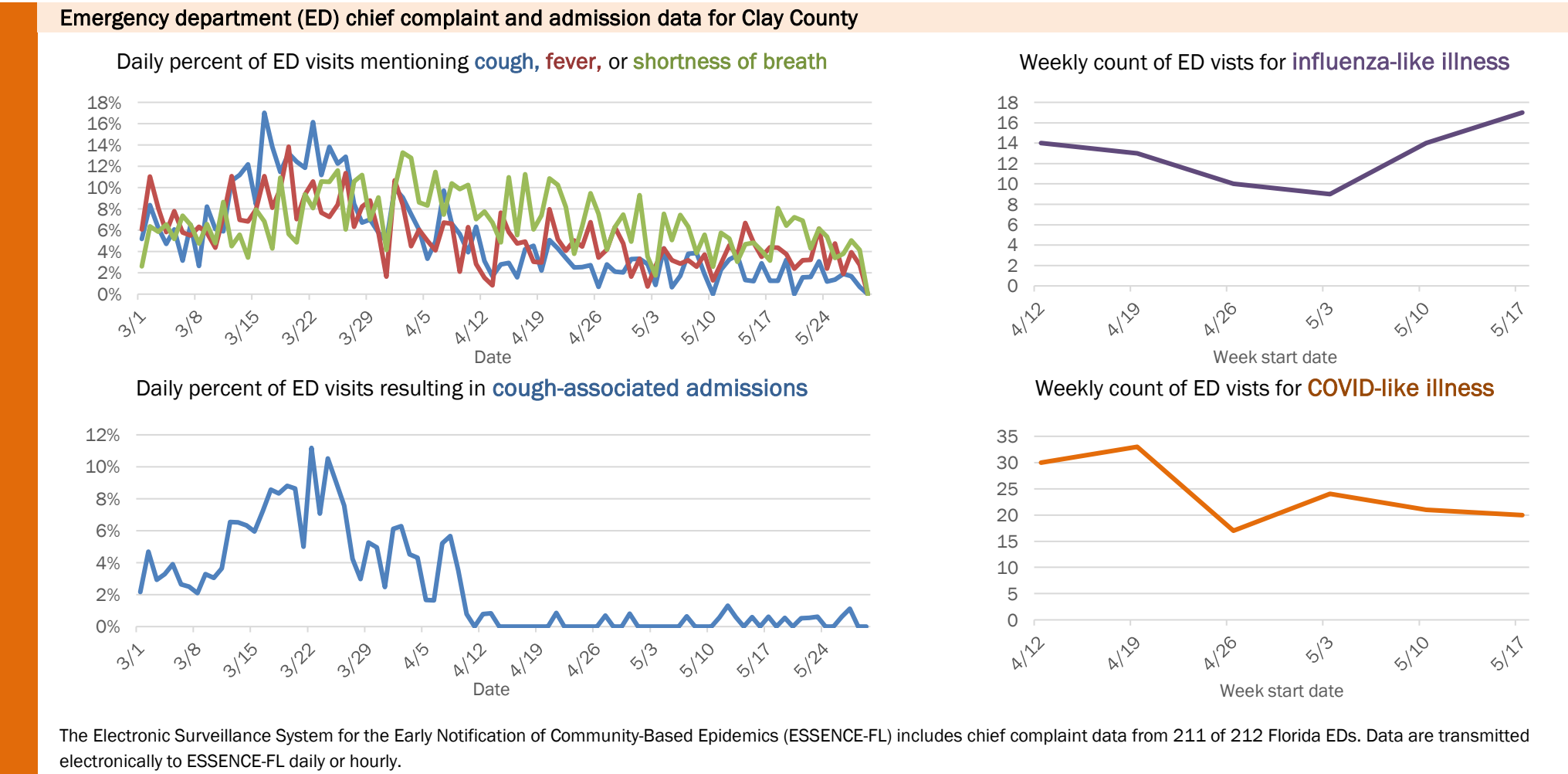
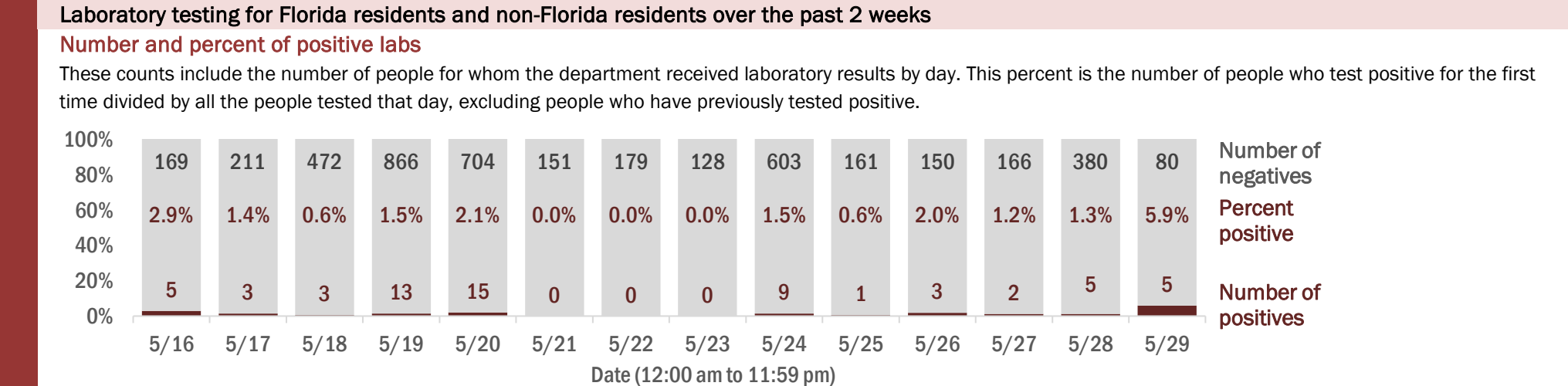
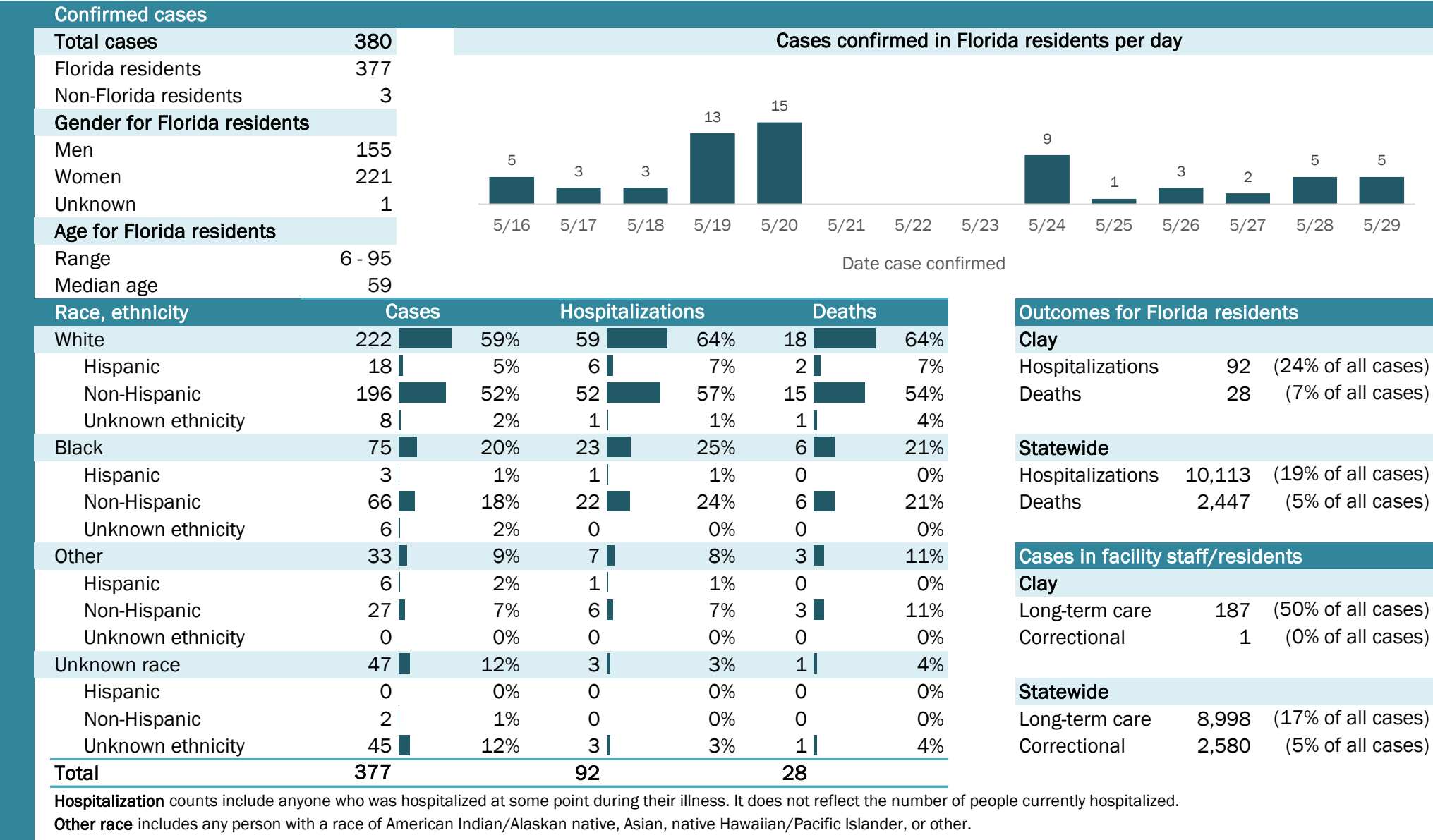


The Electronic Surveillance System for the Early Notification of Community-Based Epidemics (ESSENCE-FL) includes chief complaint data from 211 of 212 Florida EDs. Data are transmitted electronically to ESSENCE-FL daily or hourly.

Coronavirus: summary for Clay County

Data for May 30, 2020 (verified at 10 AM)

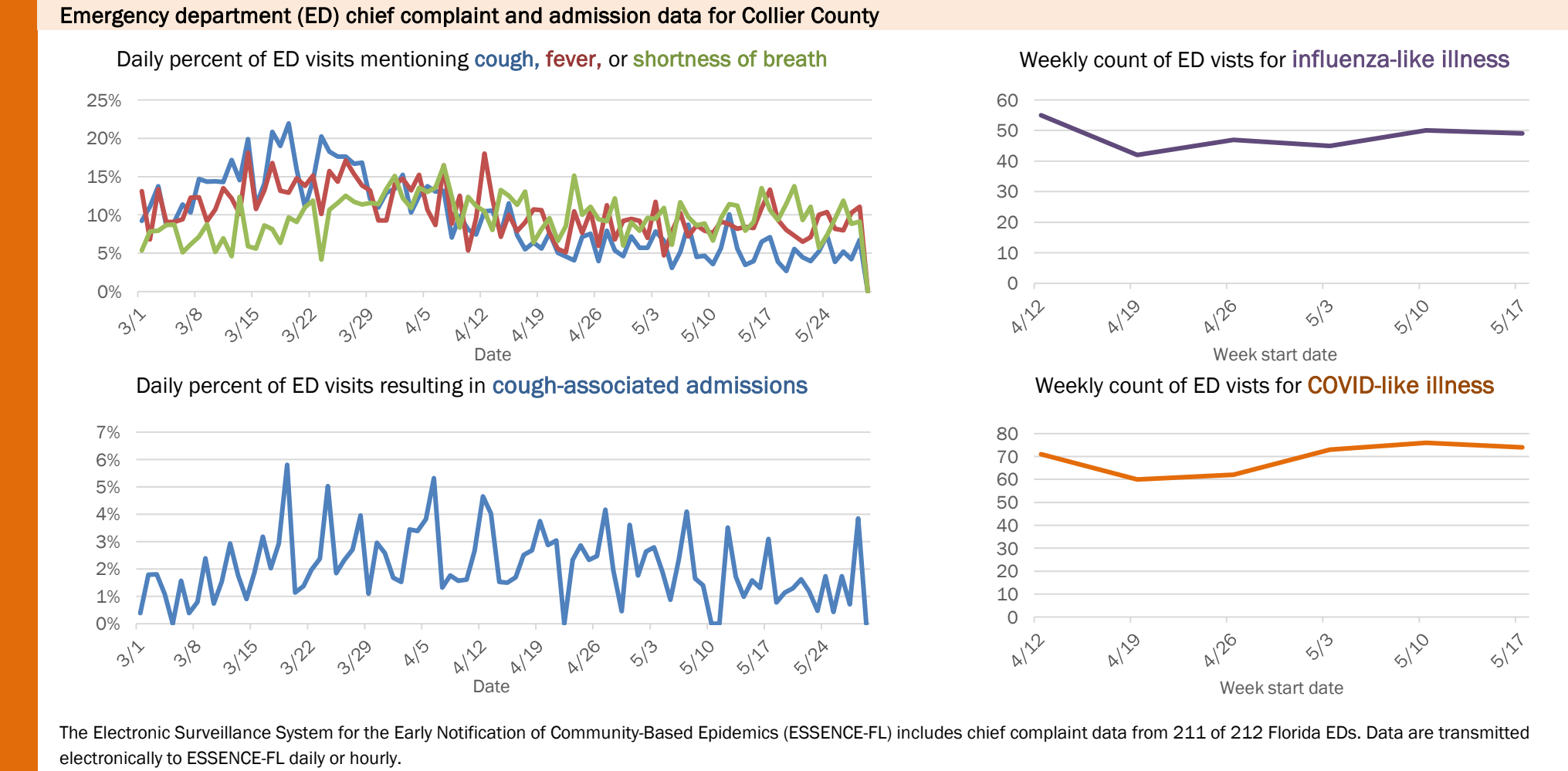
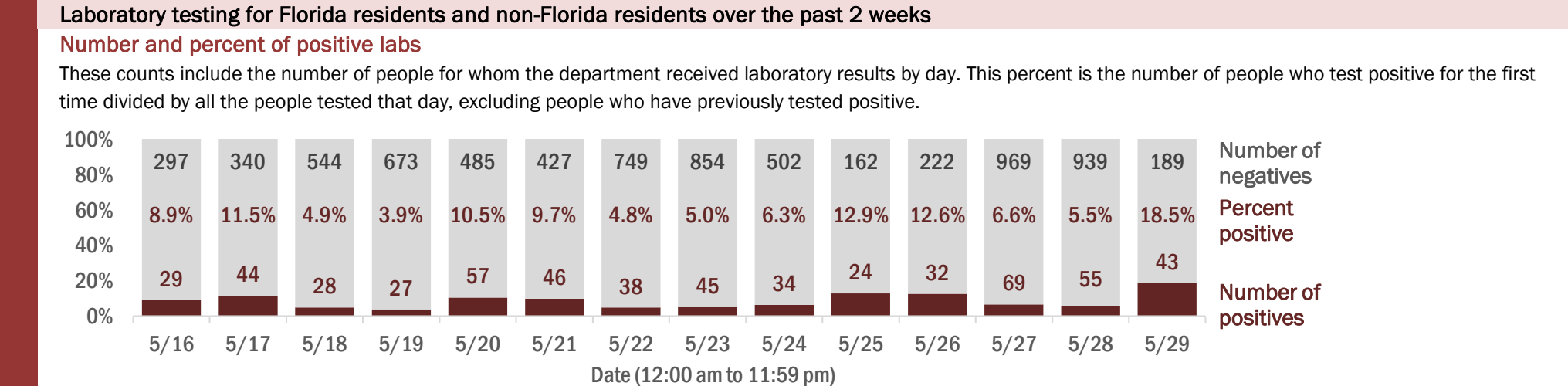
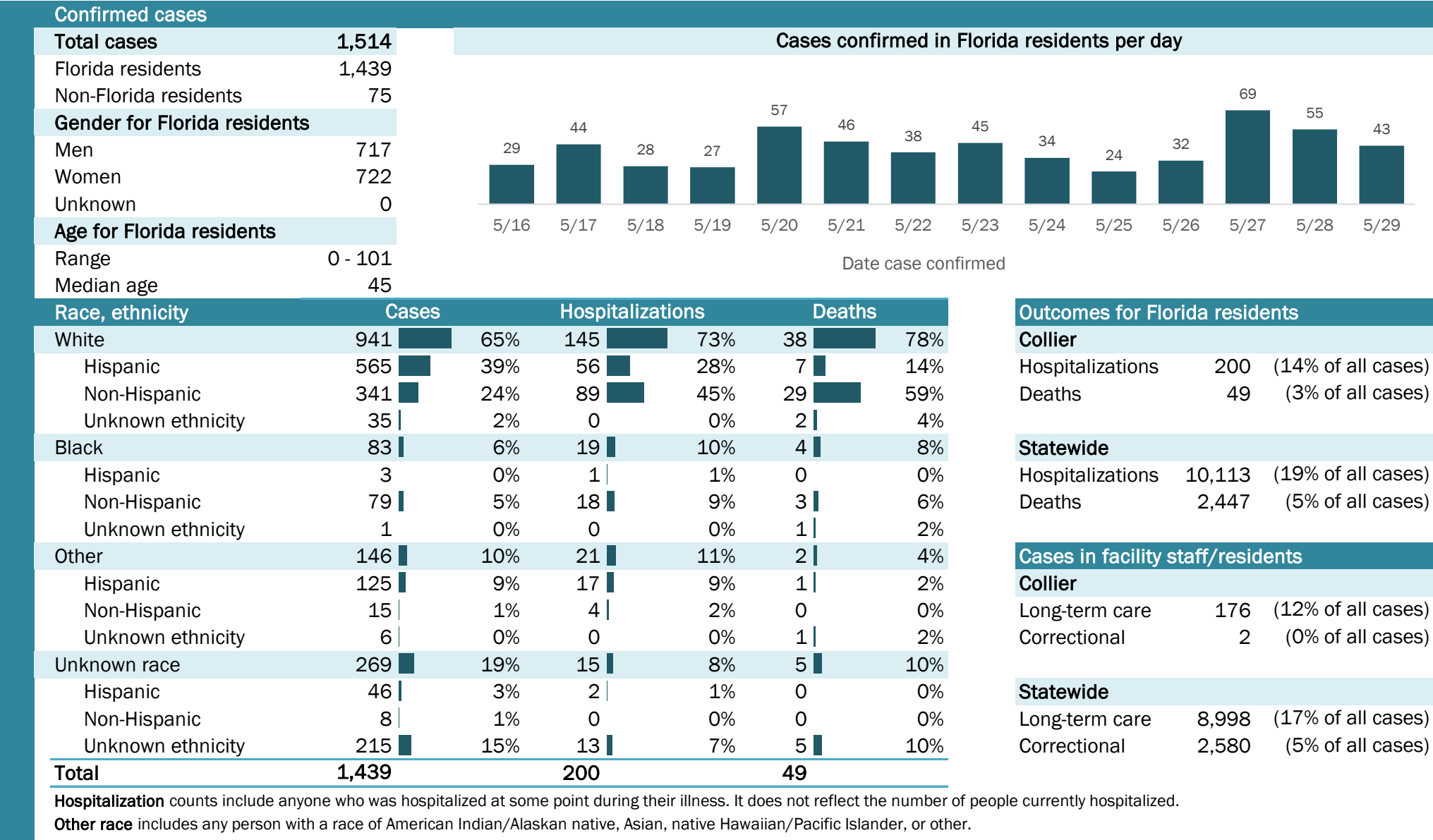
Data in this report are provisional and subject to change.



Coronavirus: summary for Collier County

Data for May 30, 2020 (verified at 10 AM)

Data in this report are provisional and subject to change.

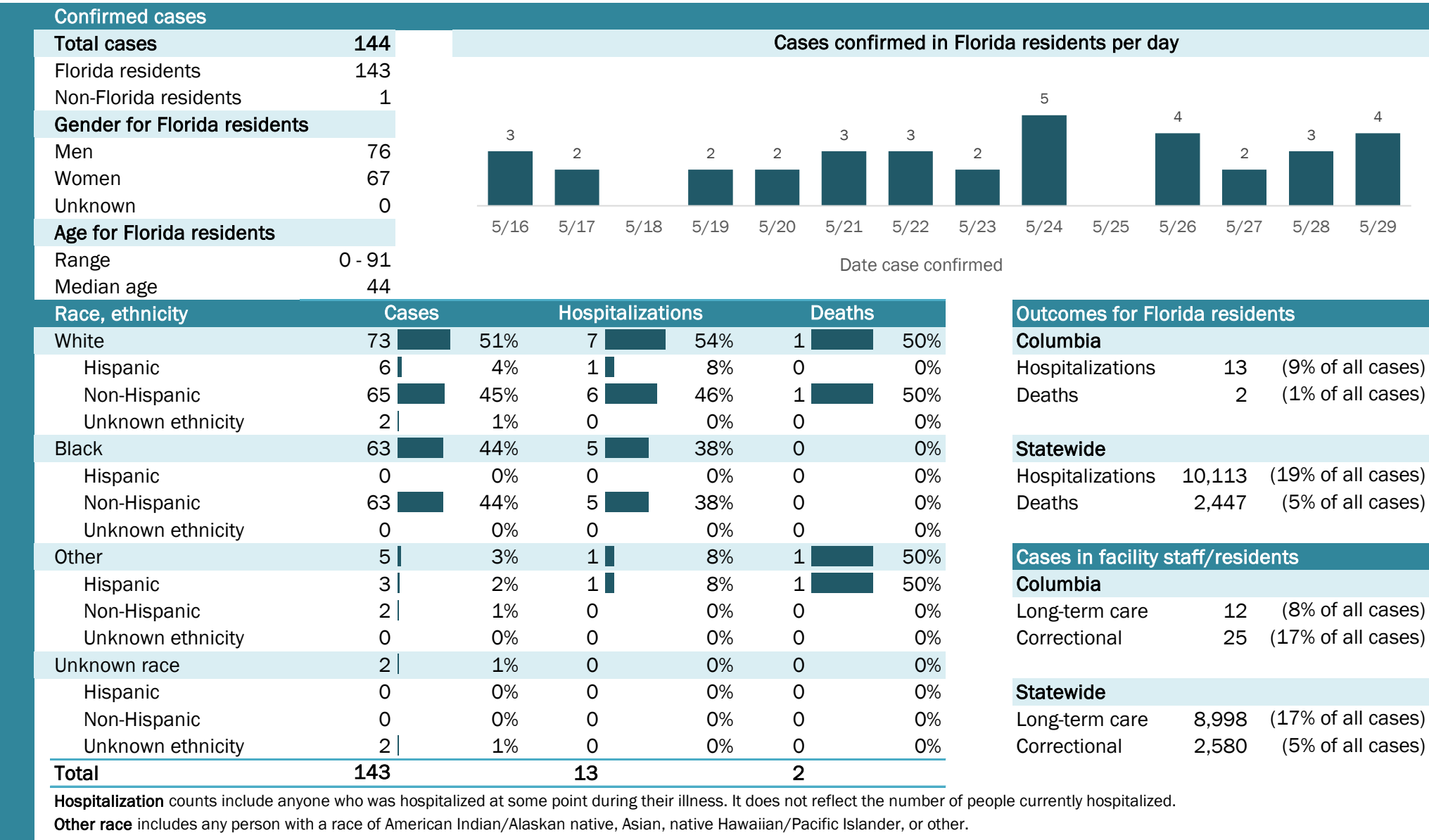


The Electronic Surveillance System for the Early Notification of Community-Based Epidemics (ESSENCE-FL) includes chief complaint data from 211 of 212 Florida EDs. Data are transmitted electronically to ESSENCE-FL daily or hourly.

Coronavirus: summary for Columbia County

Data for May 30, 2020 (verified at 10 AM)

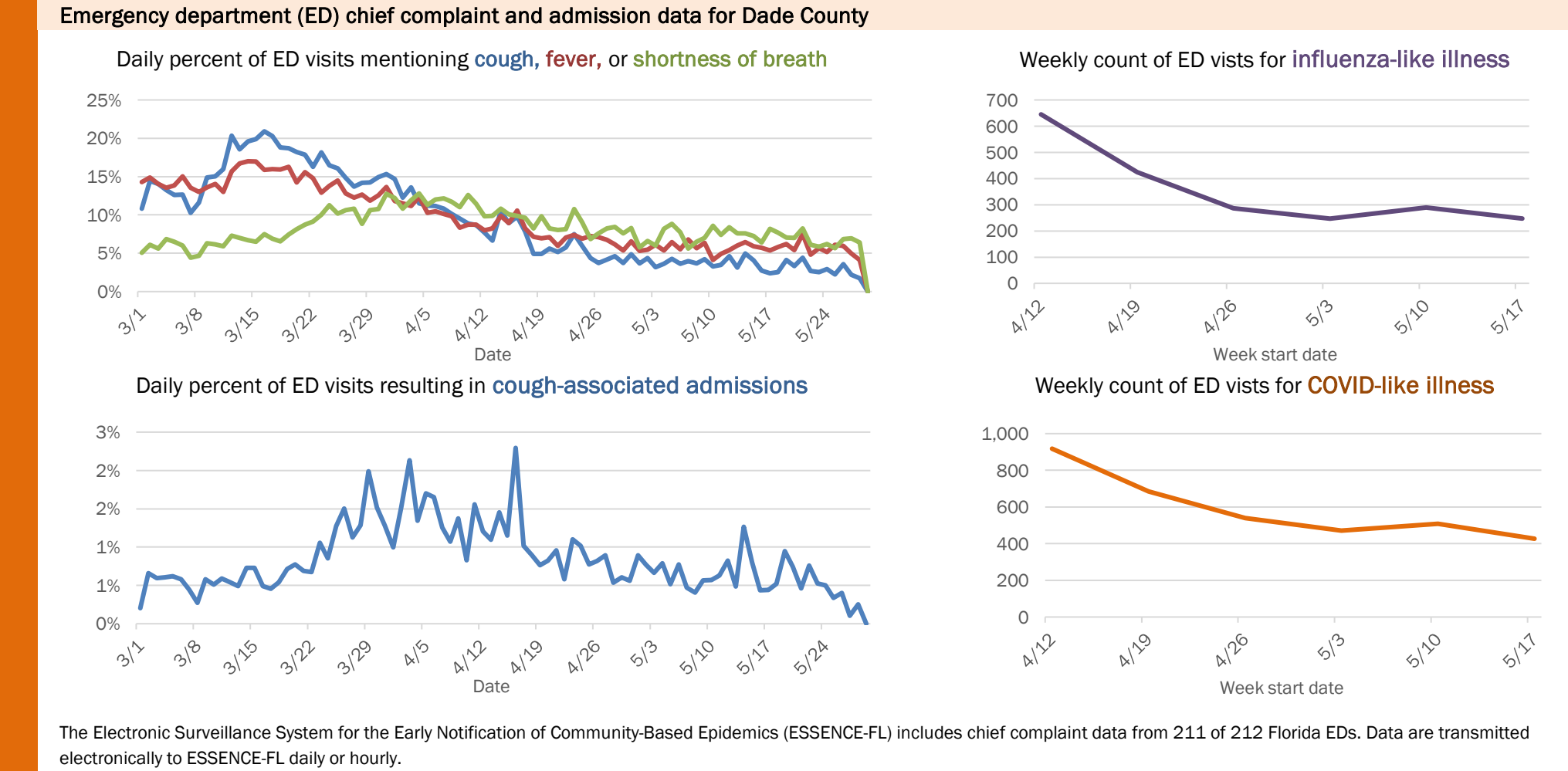
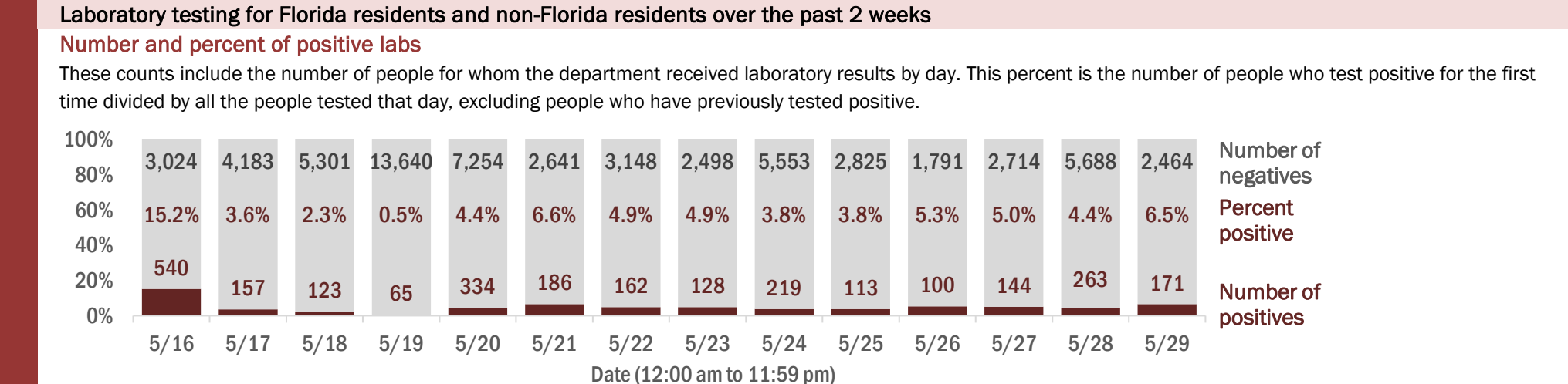
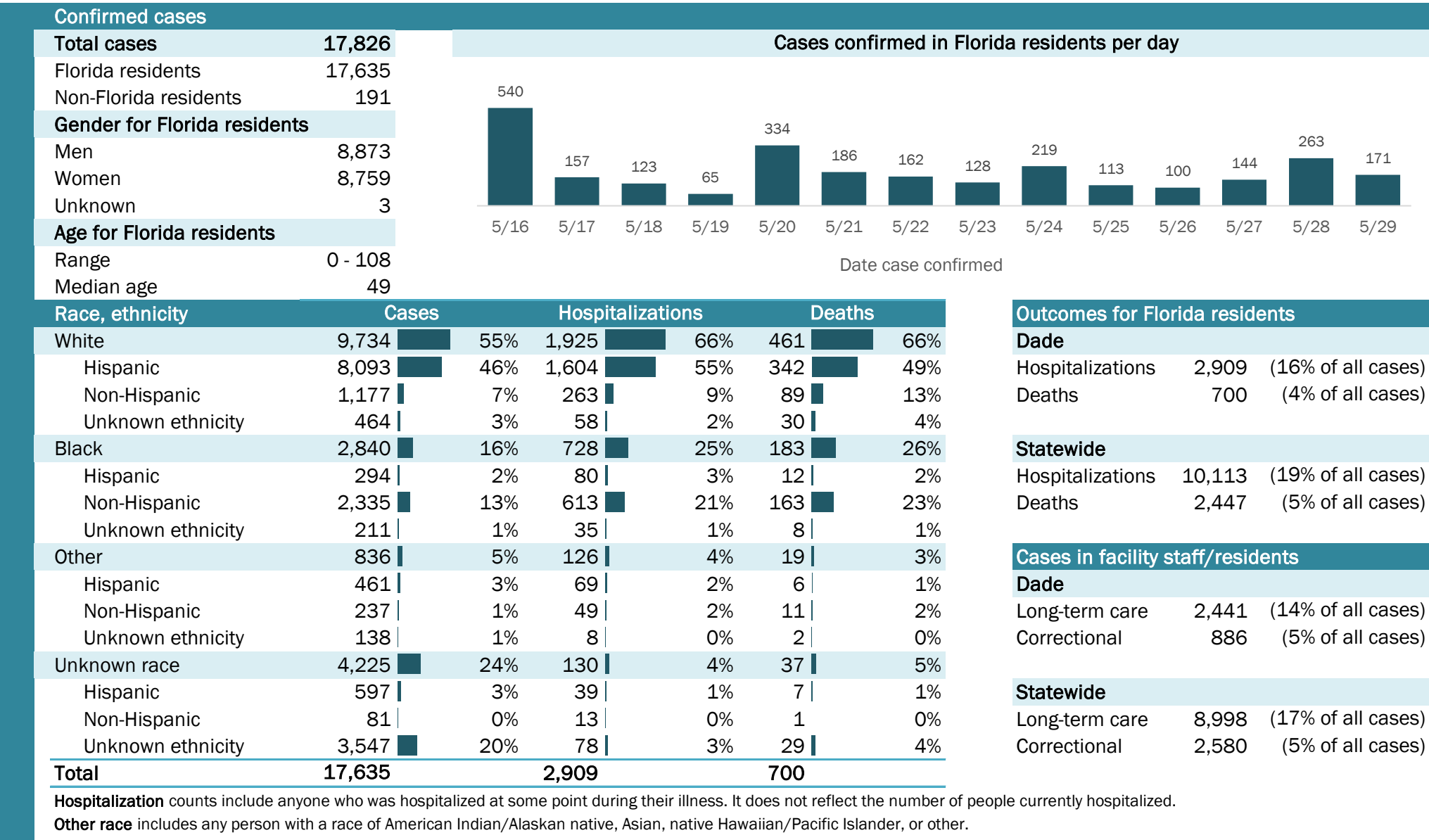
Data in this report are provisional and subject to change.



Coronavirus: summary for Dade County

Data for May 30, 2020 (verified at 10 AM)

Data in this report are provisional and subject to change.

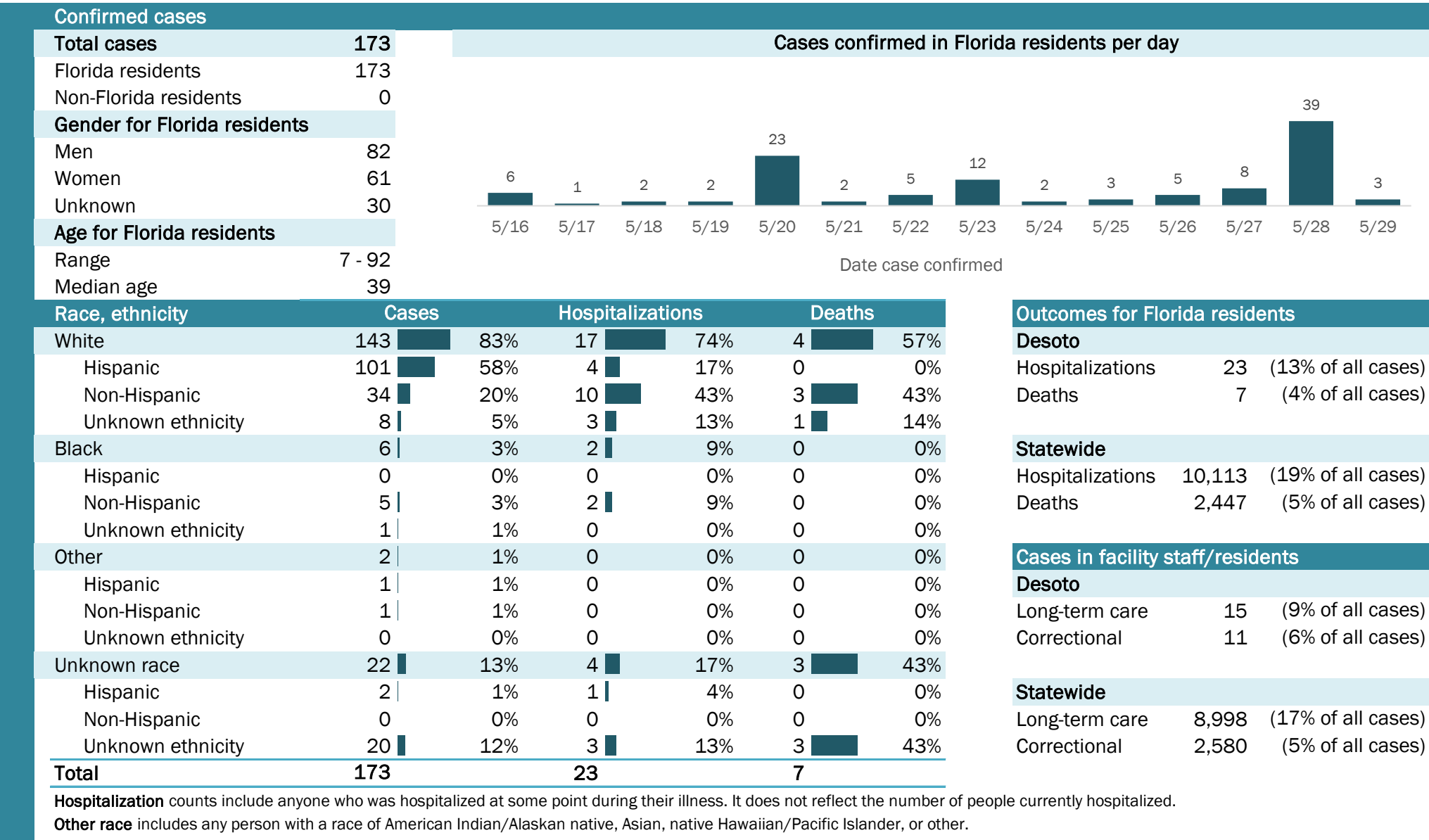


The Electronic Surveillance System for the Early Notification of Community-Based Epidemics (ESSENCE-FL) includes chief complaint data from 211 of 212 Florida EDs. Data are transmitted electronically to ESSENCE-FL daily or hourly.

Coronavirus: summary for Desoto County

Data for May 30, 2020 (verified at 10 AM)

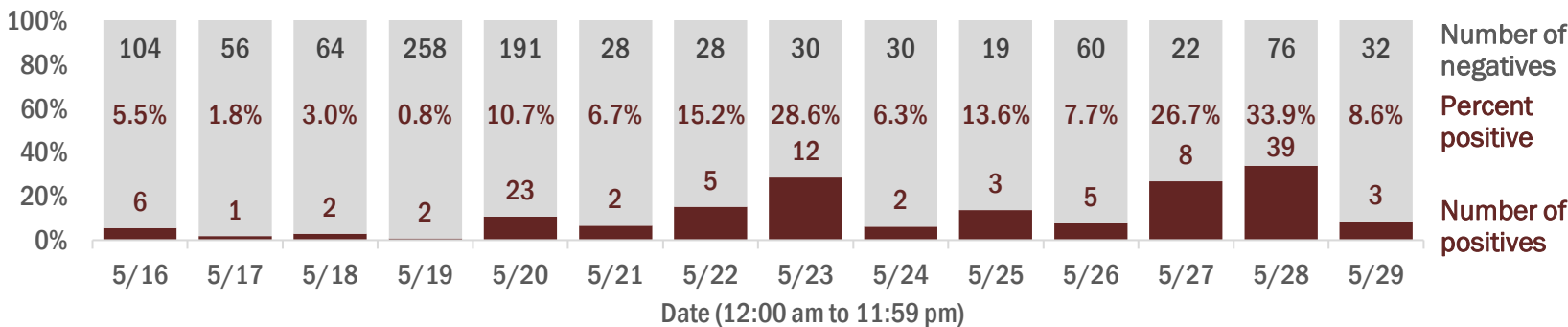
Data in this report are provisional and subject to change.



Laboratory testing for Florida residents and non-Florida residents over the past 2 weeks

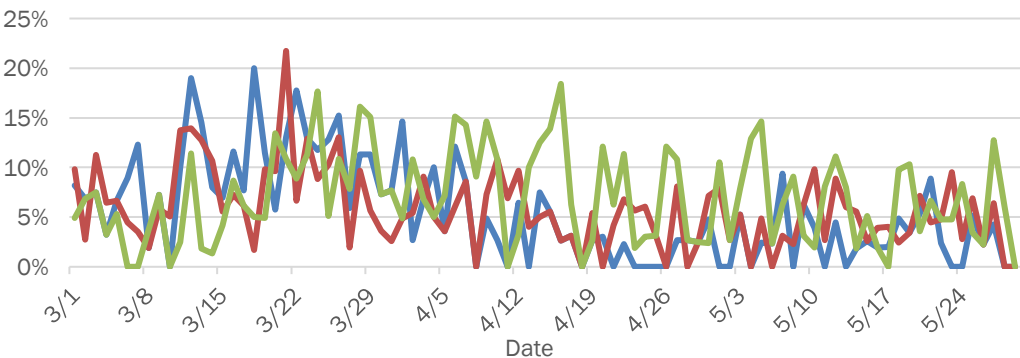
Number and percent of positive labs

These counts include the number of people for whom the department received laboratory results by day. This percent is the number of people who test positive for the first time divided by all the people tested that day, excluding people who have previously tested positive.

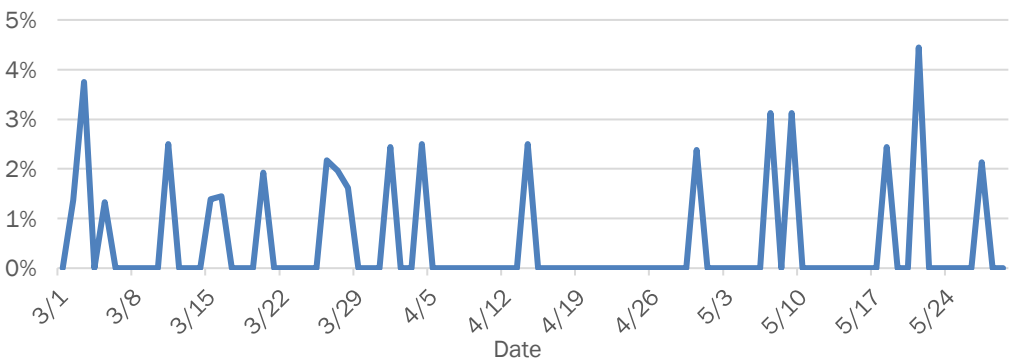


Emergency department (ED) chief complaint and admission data for Desoto County

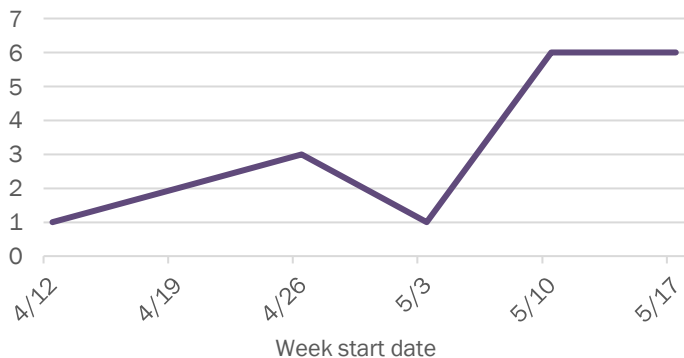
Daily percent of ED visits mentioning cough, fever, or shortness of breath



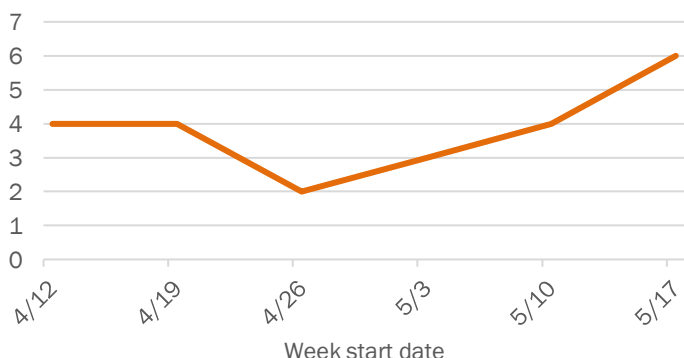
Daily percent of ED visits resulting in cough-associated admissions



Weekly count of ED visits for influenza-like illness



Weekly count of ED visits for COVID-like illness



The Electronic Surveillance System for the Early Notification of Community-Based Epidemics (ESSENCE-FL) includes chief complaint data from 211 of 212 Florida EDs. Data are transmitted electronically to ESSENCE-FL daily or hourly.

Coronavirus: summary for Dixie County

Data for May 30, 2020 (verified at 10 AM)

Data in this report are provisional and subject to change.

Confirmed cases

Total cases

49

Florida residents

49

Non-Florida residents

0

Gender for Florida residents

Men

28

Women

21

Unknown

0

Age for Florida residents

Range

6 - 91

Median age

49

Cases confirmed in Florida residents per day

3

1

4

3

5

2

5

2

3

5/16

5/17

5/18

5/19

5/20

5/21

5/22

5/23

5/24

5/25

5/26

5/27

5/28

5/29

Date case confirmed

Race, ethnicity	Cases	Hospitalizations	Deaths
White	3776%788%2100%		
Hispanic	00%00%00%		
Non-Hispanic	3776%788%2100%		
Unknown ethnicity	00%00%00%		
Black	1122%113%00%		
Hispanic	00%00%00%		
Non-Hispanic	1020%113%00%		
Unknown ethnicity	12%00%00%		
Other	00%00%00%		
Hispanic	00%00%00%		
Non-Hispanic	00%00%00%		
Unknown ethnicity	00%00%00%		
Unknown race	12%00%00%		
Hispanic	00%00%00%		
Non-Hispanic	00%00%00%		
Unknown ethnicity	12%00%00%		
Total	4982		

Hospitalization

counts include anyone who was hospitalized at some point during their illness. It does not reflect the number of people currently hospitalized.

Other race

includes any person with a race of American Indian/Alaskan native, Asian, native Hawaiian/Pacific Islander, or other.

Outcomes for Florida residents

Dixie

Hospitalizations

8

(16% of all cases)

Deaths

2

(4% of all cases)

Statewide

Hospitalizations

10,113

(19% of all cases)

Deaths

2,447

(5% of all cases)

Cases in facility staff/residents

Dixie

Long-term care

4

(8% of all cases)

Correctional

1

(2% of all cases)

Statewide

Long-term care

8,998

(17% of all cases)

Correctional

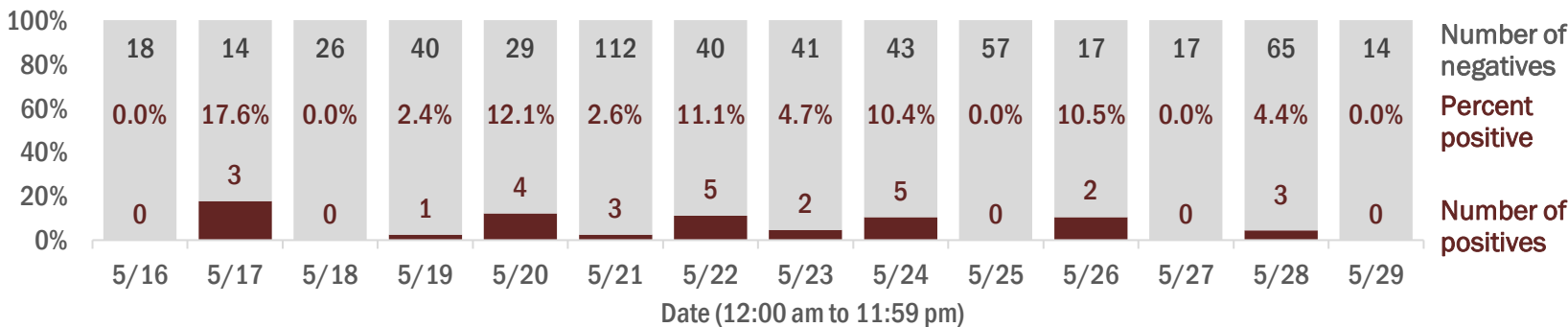
2,580

(5% of all cases)

Laboratory testing for Florida residents and non-Florida residents over the past 2 weeks

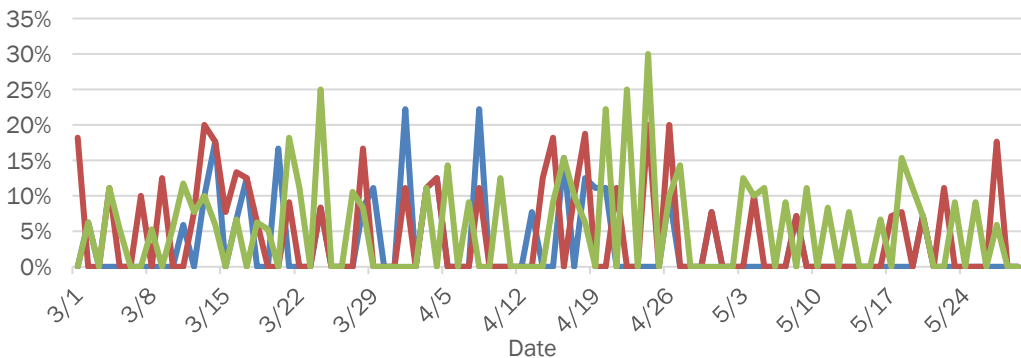
Number and percent of positive labs

These counts include the number of people for whom the department received laboratory results by day. This percent is the number of people who test positive for the first time divided by all the people tested that day, excluding people who have previously tested positive.

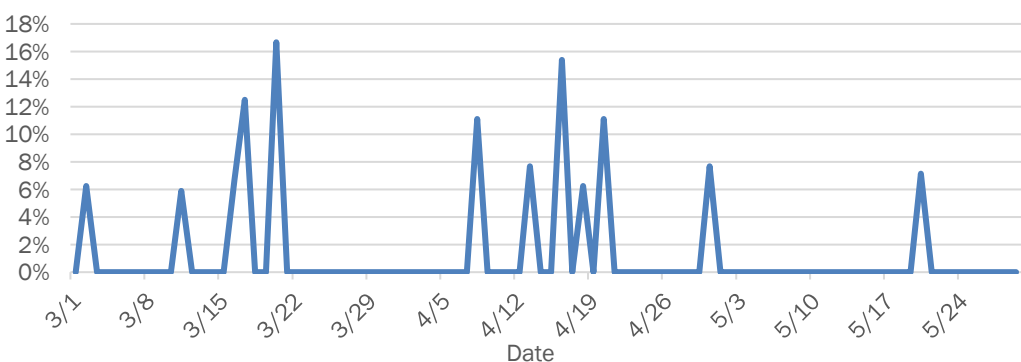


Emergency department (ED) chief complaint and admission data for Dixie County

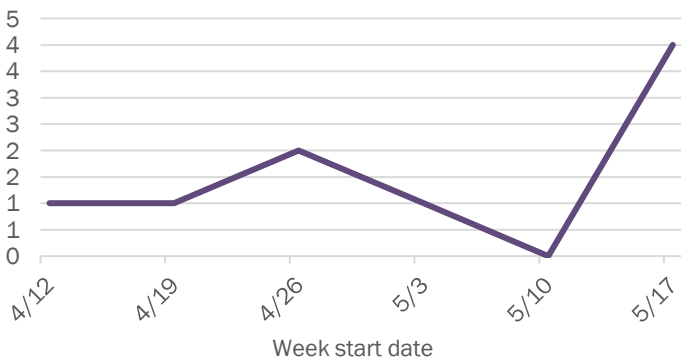
Daily percent of ED visits mentioning cough, fever, or shortness of breath



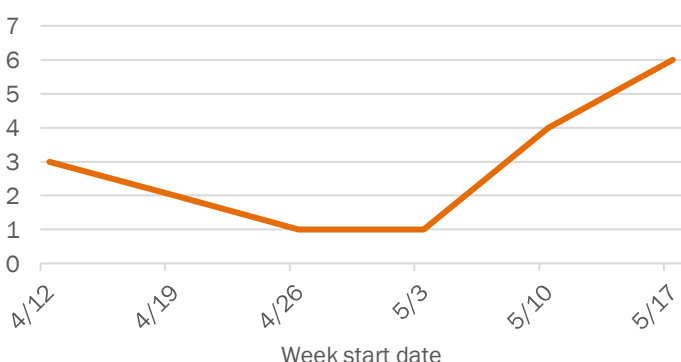
Daily percent of ED visits resulting in cough-associated admissions



Weekly count of ED vists for influenza-like illness



Weekly count of ED vists for COVID-like illness

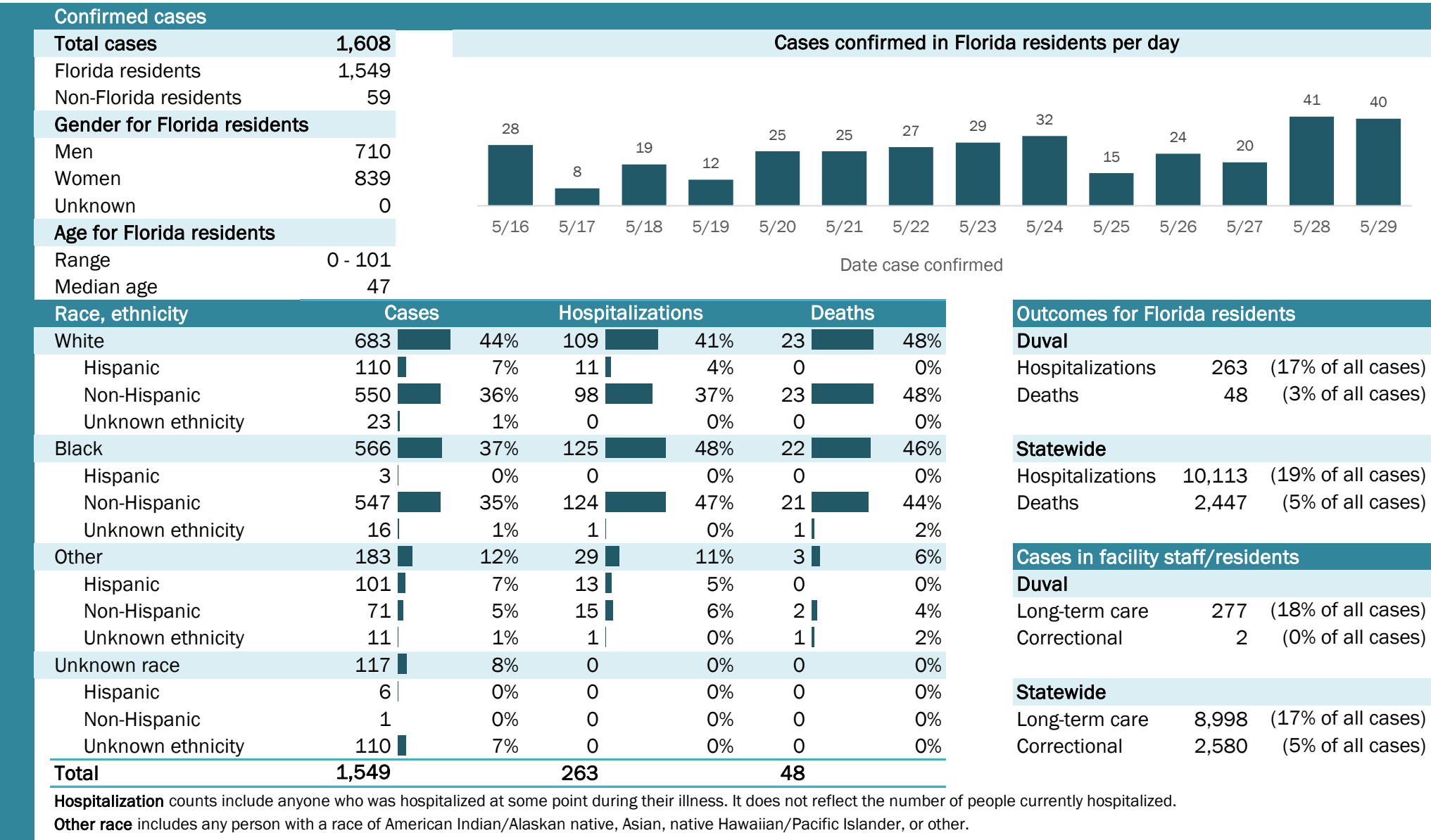


The Electronic Surveillance System for the Early Notification of Community-Based Epidemics (ESSENCE-FL) includes chief complaint data from 211 of 212 Florida EDs. Data are transmitted electronically to ESSENCE-FL daily or hourly.

Coronavirus: summary for Duval County

Data for May 30, 2020 (verified at 10 AM)

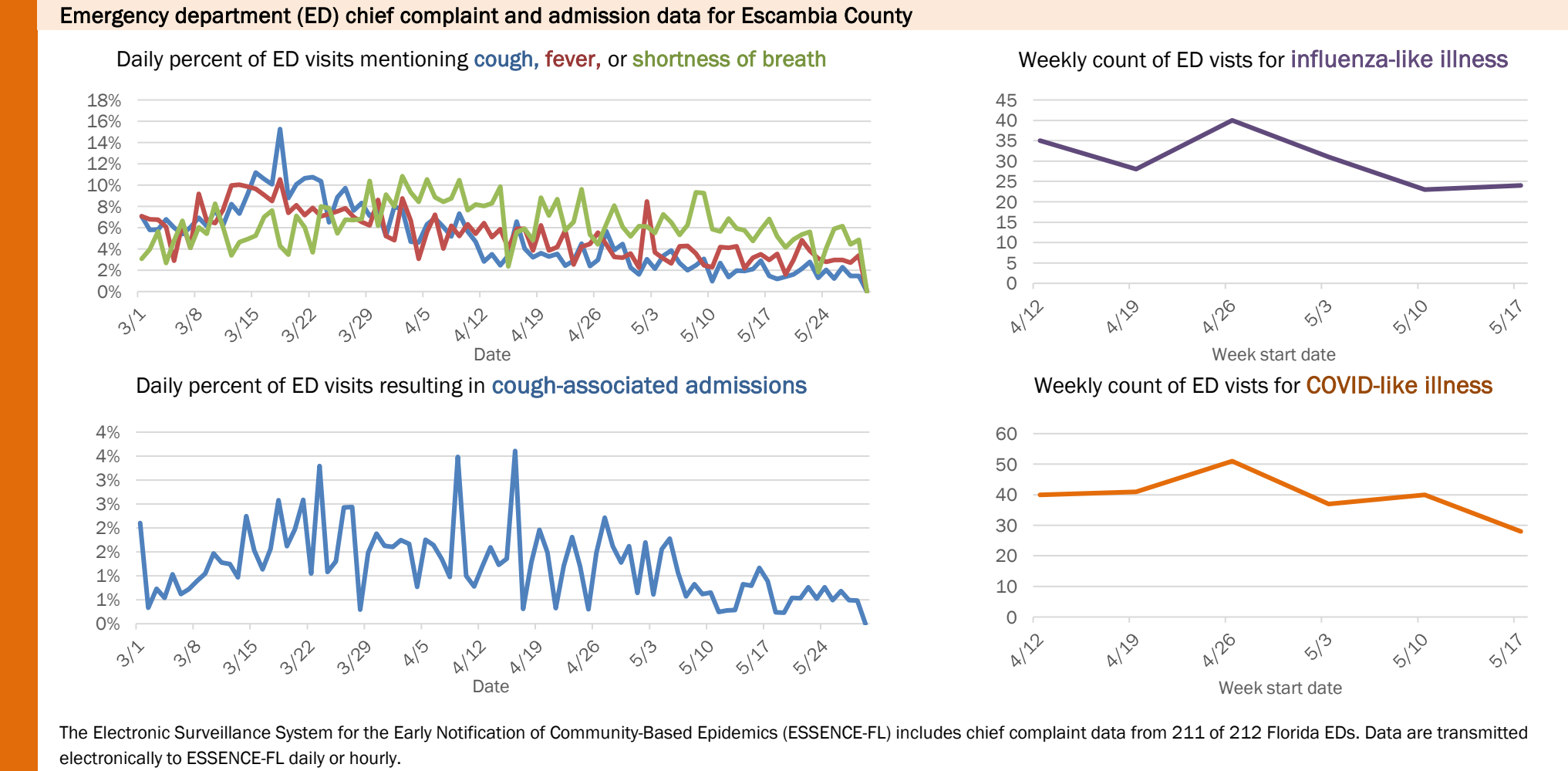
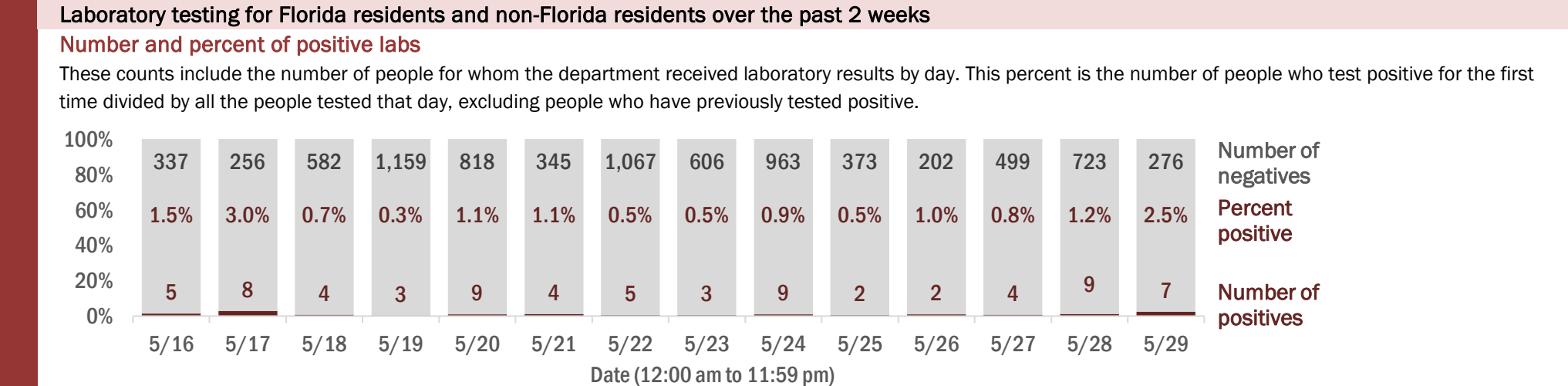
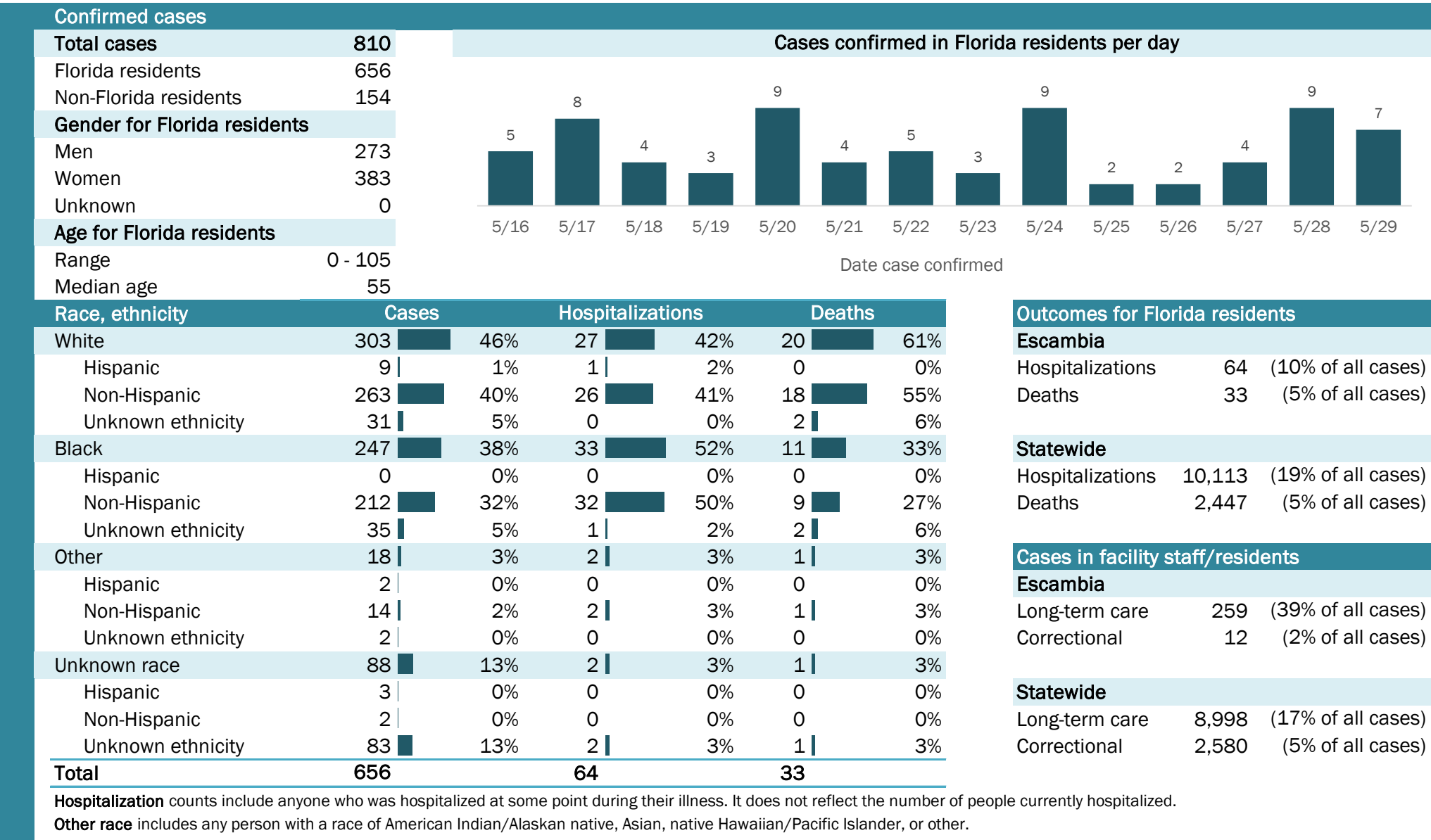
Data in this report are provisional and subject to change.



Coronavirus: summary for Escambia County

Data for May 30, 2020 (verified at 10 AM)

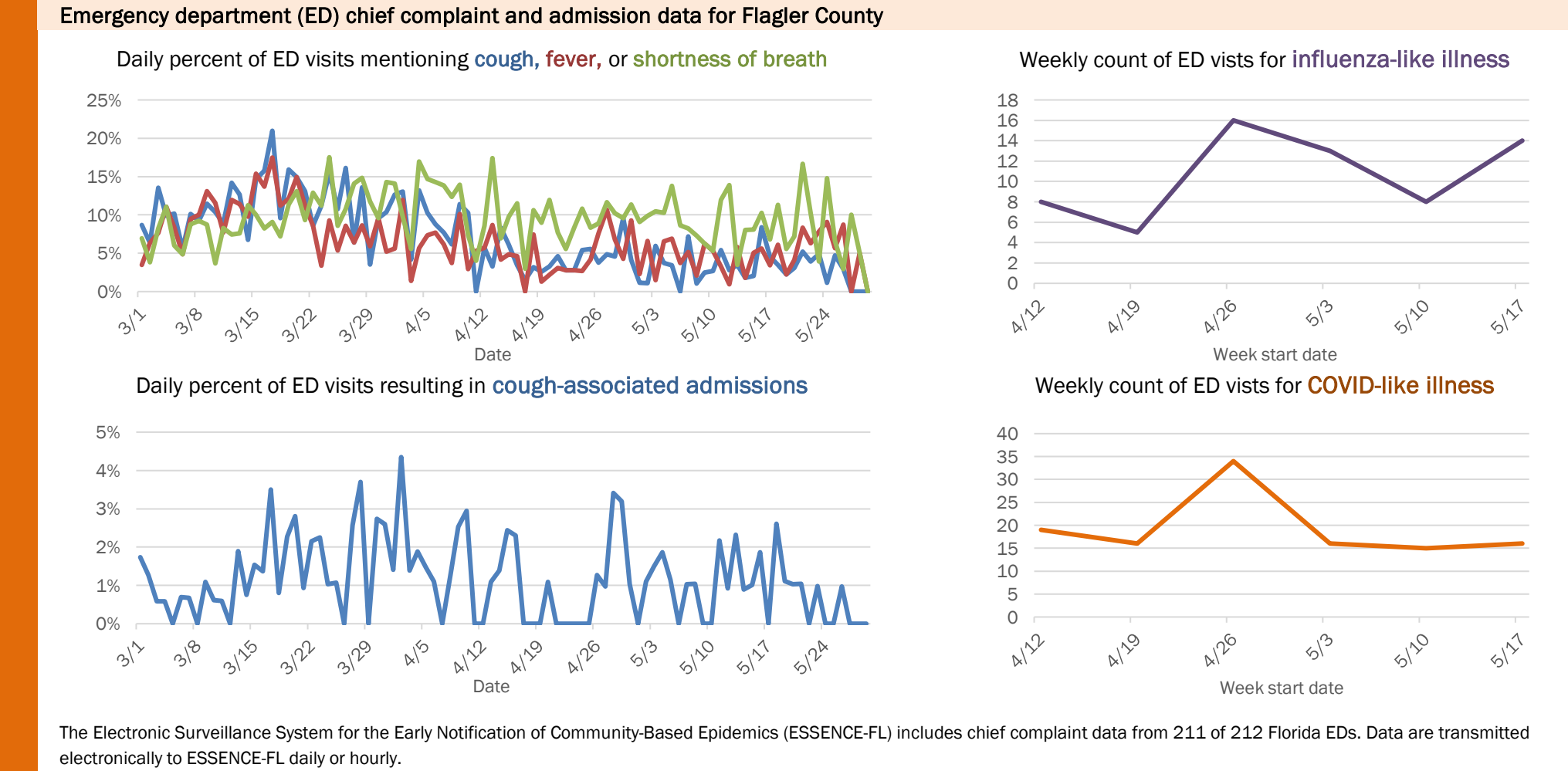
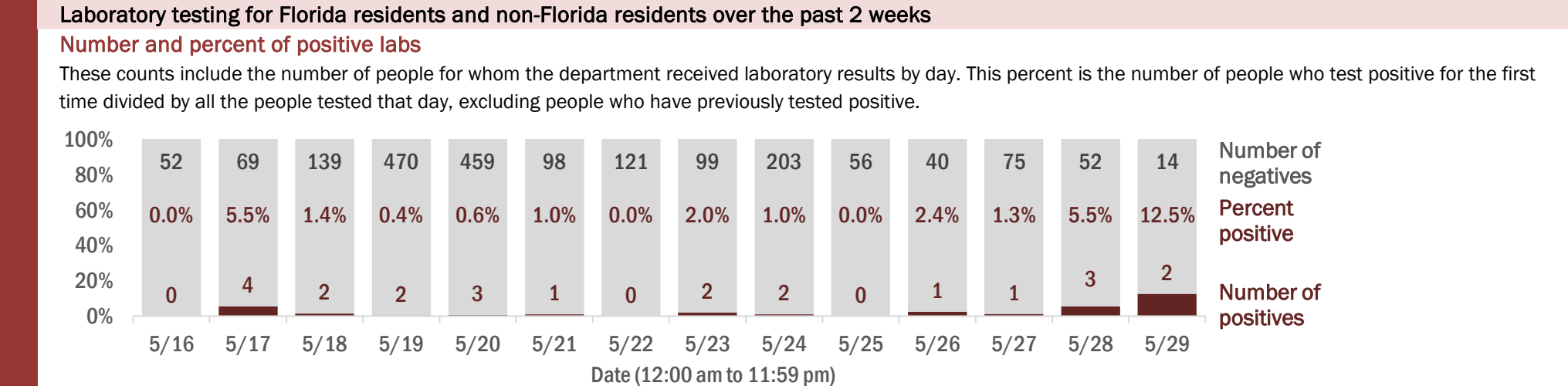
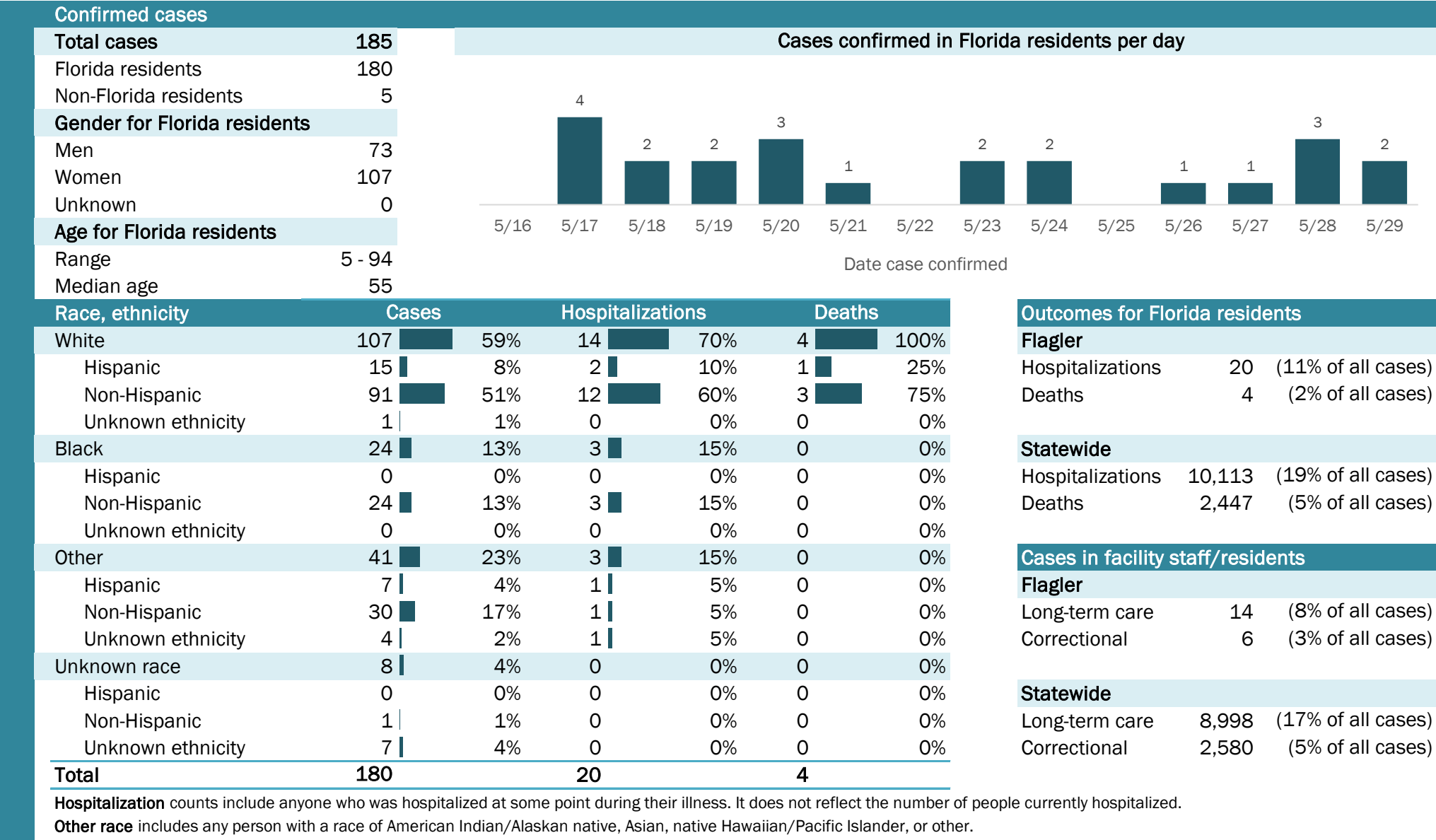
Data in this report are provisional and subject to change.



Coronavirus: summary for Flagler County

Data for May 30, 2020 (verified at 10 AM)

Data in this report are provisional and subject to change.



The Electronic Surveillance System for the Early Notification of Community-Based Epidemics (ESSENCE-FL) includes chief complaint data from 211 of 212 Florida EDs. Data are transmitted electronically to ESSENCE-FL daily or hourly.

Coronavirus: summary for Franklin County

Data for May 30, 2020 (verified at 10 AM)

Data in this report are provisional and subject to change.

Confirmed cases																	
Total cases	2	Cases confirmed in Florida residents per day															
Florida residents	1																
Non-Florida residents	1																
Gender for Florida residents																	
Men	0																
Women	1																
Unknown	0																
Age for Florida residents																	
Range	60 - 60	5/16	5/17	5/18	5/19	5/20	5/21	5/22	5/23	5/24	5/25	5/26	5/27	5/28	5/29		
Median age	60	Date case confirmed															
Race, ethnicity		Cases	Hospitalizations			Deaths											
White	1	<div><div></div></div> 100%	0	N/A	0	N/A											
Hispanic	0	<div><div></div></div> 0%	0	N/A	0	N/A											
Non-Hispanic	1	<div><div></div></div> 100%	0	N/A	0	N/A											
Unknown ethnicity	0	<div><div></div></div> 0%	0	N/A	0	N/A											
Black	0	<div><div></div></div> 0%	0	N/A	0	N/A											
Hispanic	0	<div><div></div></div> 0%	0	N/A	0	N/A											
Non-Hispanic	0	<div><div></div></div> 0%	0	N/A	0	N/A											
Unknown ethnicity	0	<div><div></div></div> 0%	0	N/A	0	N/A											
Other	0	<div><div></div></div> 0%	0	N/A	0	N/A											
Hispanic	0	<div><div></div></div> 0%	0	N/A	0	N/A											
Non-Hispanic	0	<div><div></div></div> 0%	0	N/A	0	N/A											
Unknown ethnicity	0	<div><div></div></div> 0%	0	N/A	0	N/A											
Unknown race	0	<div><div></div></div> 0%	0	N/A	0	N/A											
Hispanic	0	<div><div></div></div> 0%	0	N/A	0	N/A											
Non-Hispanic	0	<div><div></div></div> 0%	0	N/A	0	N/A											
Unknown ethnicity	0	<div><div></div></div> 0%	0	N/A	0	N/A											
Total	1		0		0												

Outcomes for Florida residents

Franklin

Hospitalizations	0	(0% of all cases)
Deaths	0	(0% of all cases)

Statewide

Hospitalizations	10,113	(19% of all cases)
Deaths	2,447	(5% of all cases)

Cases in facility staff/residents

Franklin

Long-term care	0	(0% of all cases)
Correctional	0	(0% of all cases)

Statewide

Long-term care	8,998	(17% of all cases)
Correctional	2,580	(5% of all cases)

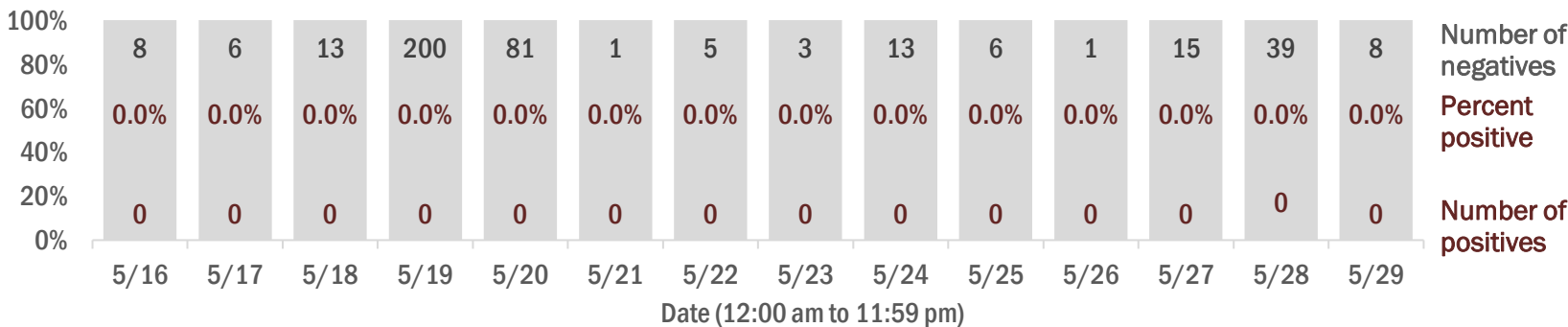
Hospitalization counts include anyone who was hospitalized at some point during their illness. It does not reflect the number of people currently hospitalized.

Other race includes any person with a race of American Indian/Alaskan native, Asian, native Hawaiian/Pacific Islander, or other.

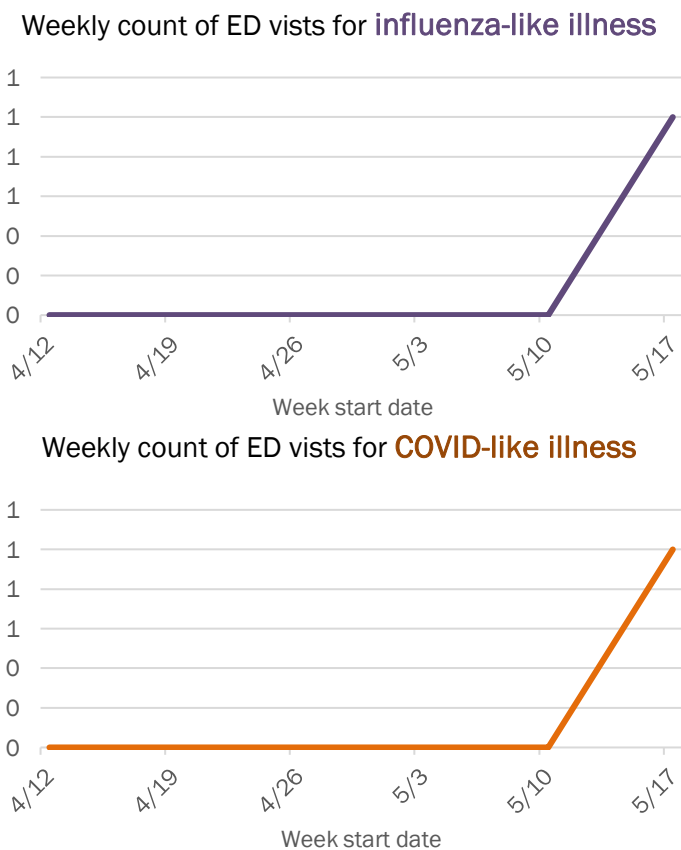
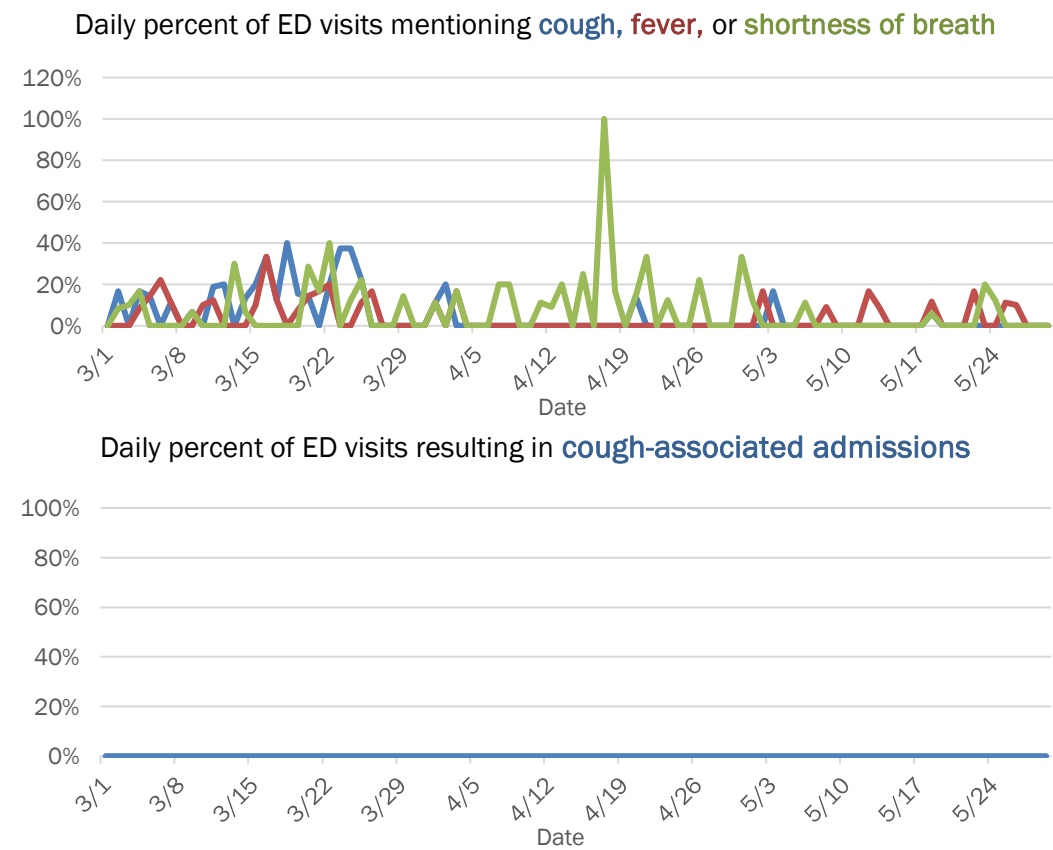
Laboratory testing for Florida residents and non-Florida residents over the past 2 weeks

Number and percent of positive labs

These counts include the number of people for whom the department received laboratory results by day. This percent is the number of people who test positive for the first time divided by all the people tested that day, excluding people who have previously tested positive.



Emergency department (ED) chief complaint and admission data for Franklin County

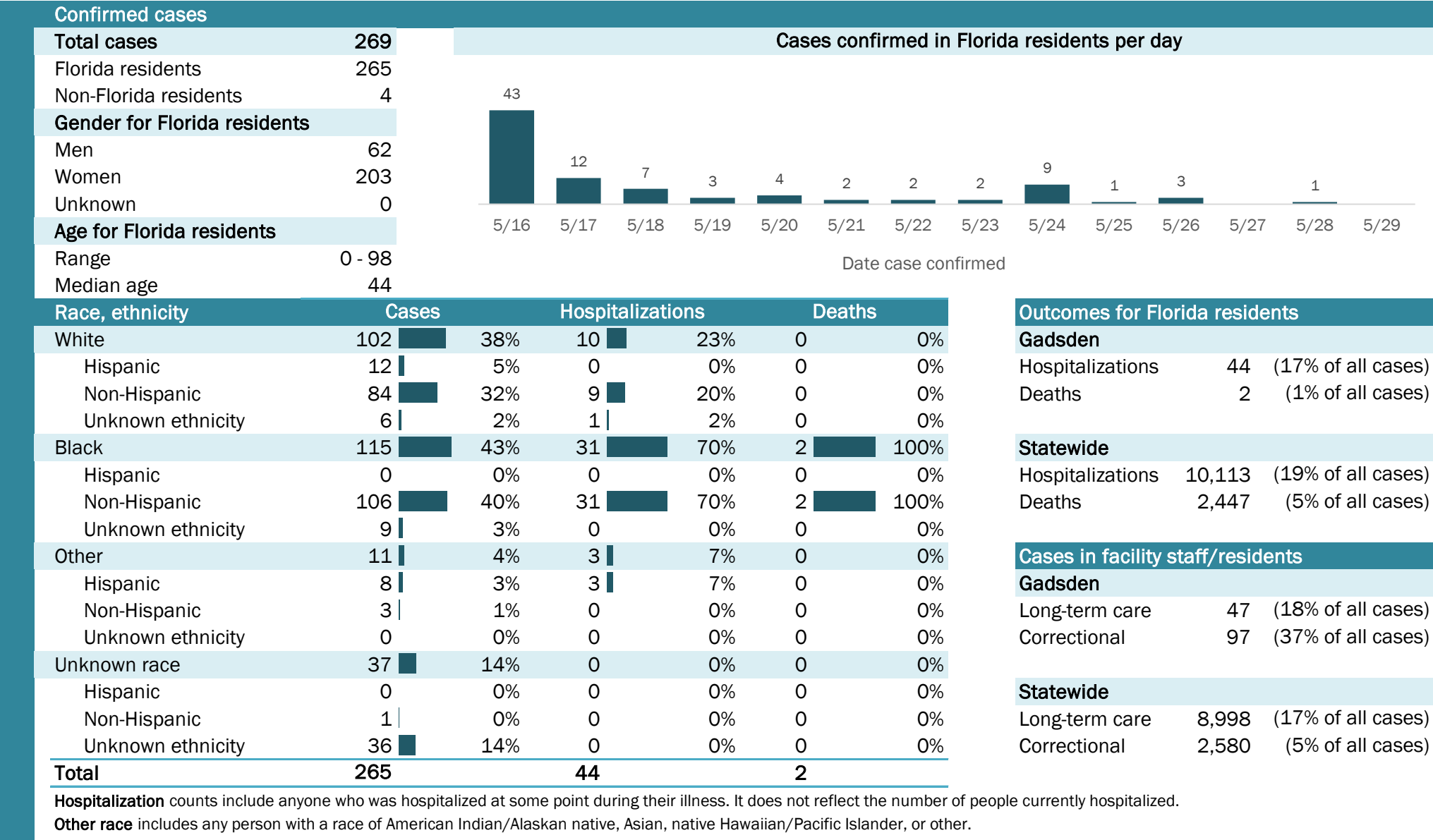


The Electronic Surveillance System for the Early Notification of Community-Based Epidemics (ESSENCE-FL) includes chief complaint data from 211 of 212 Florida EDs. Data are transmitted electronically to ESSENCE-FL daily or hourly.

Coronavirus: summary for Gadsden County

Data for May 30, 2020 (verified at 10 AM)

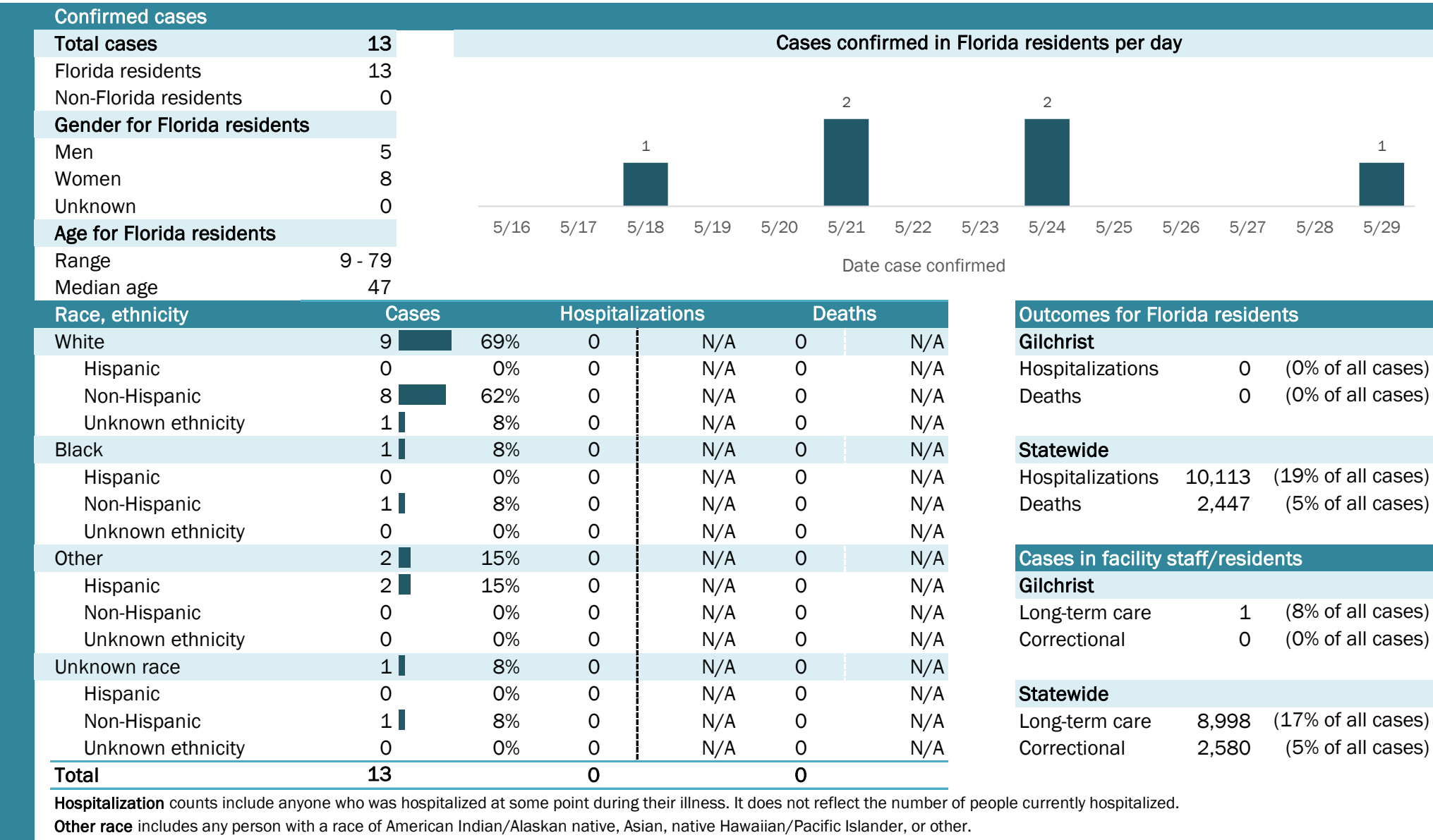
Data in this report are provisional and subject to change.



Coronavirus: summary for Gilchrist County

Data for May 30, 2020 (verified at 10 AM)

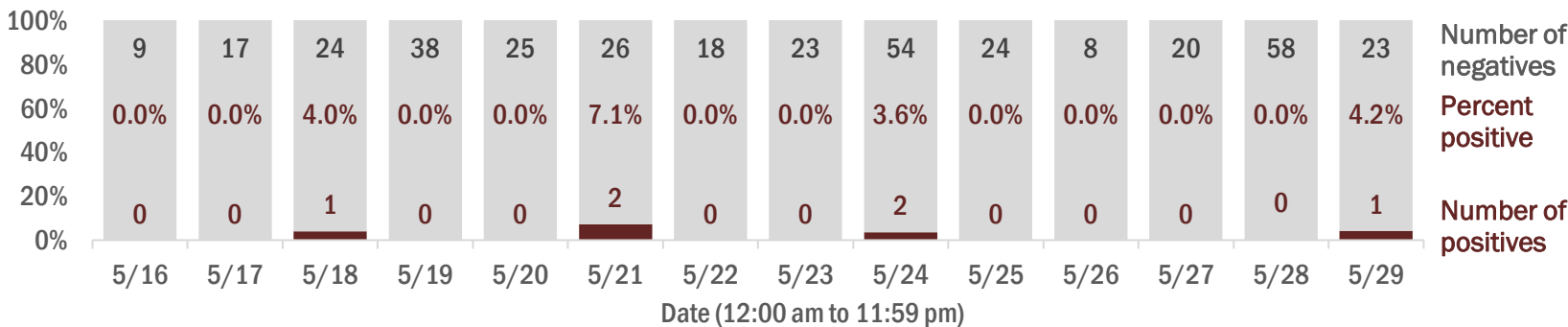
Data in this report are provisional and subject to change.



Laboratory testing for Florida residents and non-Florida residents over the past 2 weeks

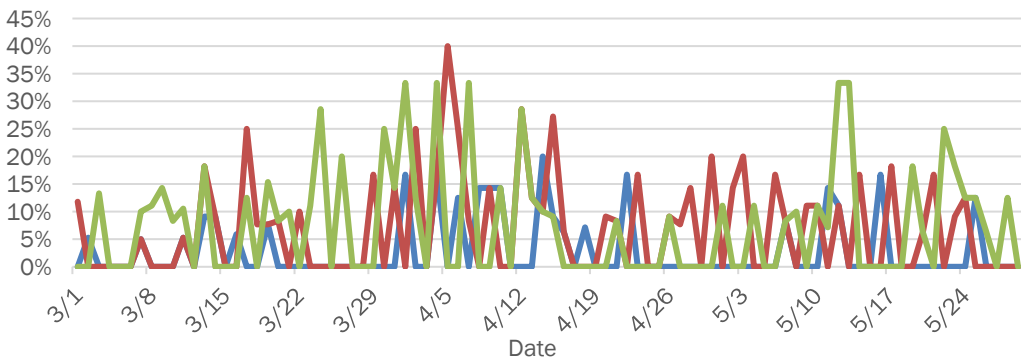
Number and percent of positive labs

These counts include the number of people for whom the department received laboratory results by day. This percent is the number of people who test positive for the first time divided by all the people tested that day, excluding people who have previously tested positive.

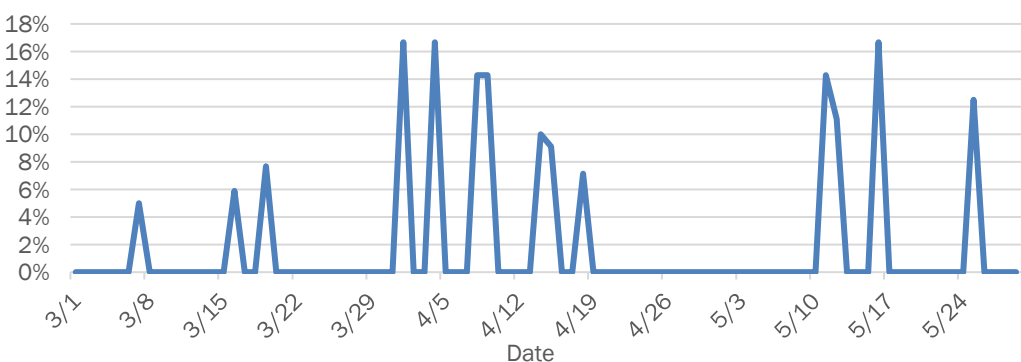


Emergency department (ED) chief complaint and admission data for Gilchrist County

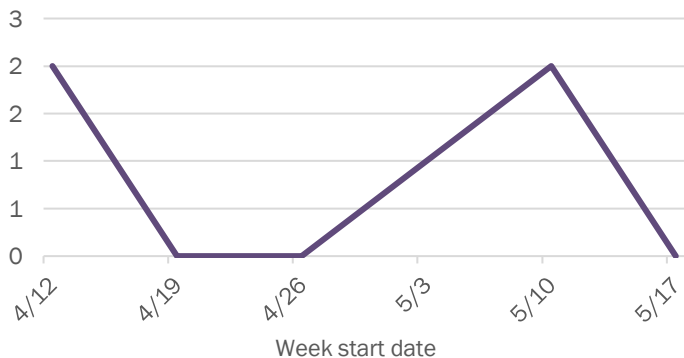
Daily percent of ED visits mentioning cough, fever, or shortness of breath



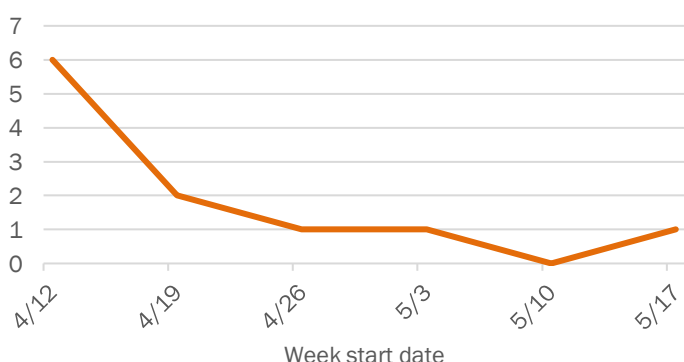
Daily percent of ED visits resulting in cough-associated admissions



Weekly count of ED visits for influenza-like illness



Weekly count of ED visits for COVID-like illness

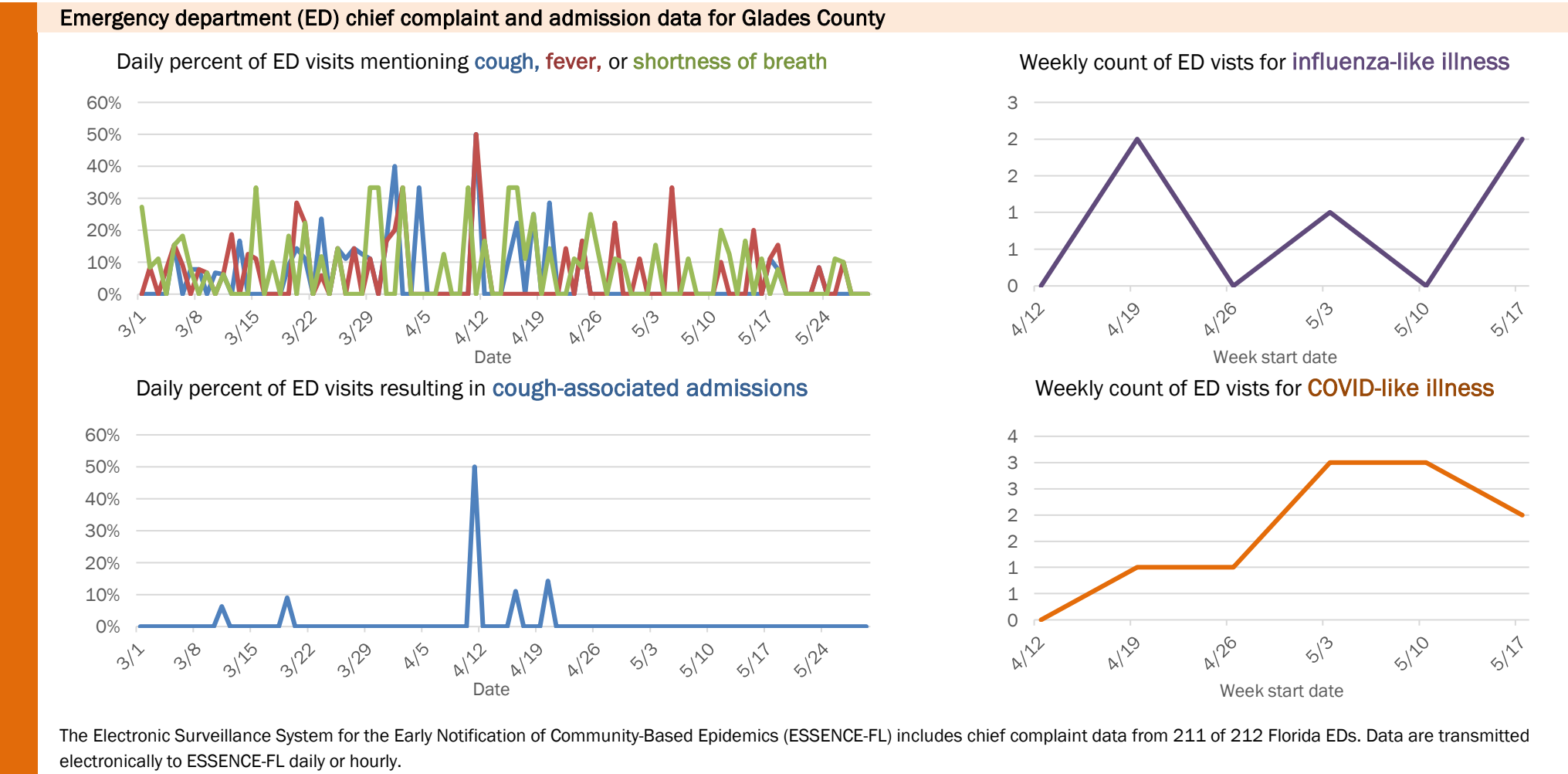
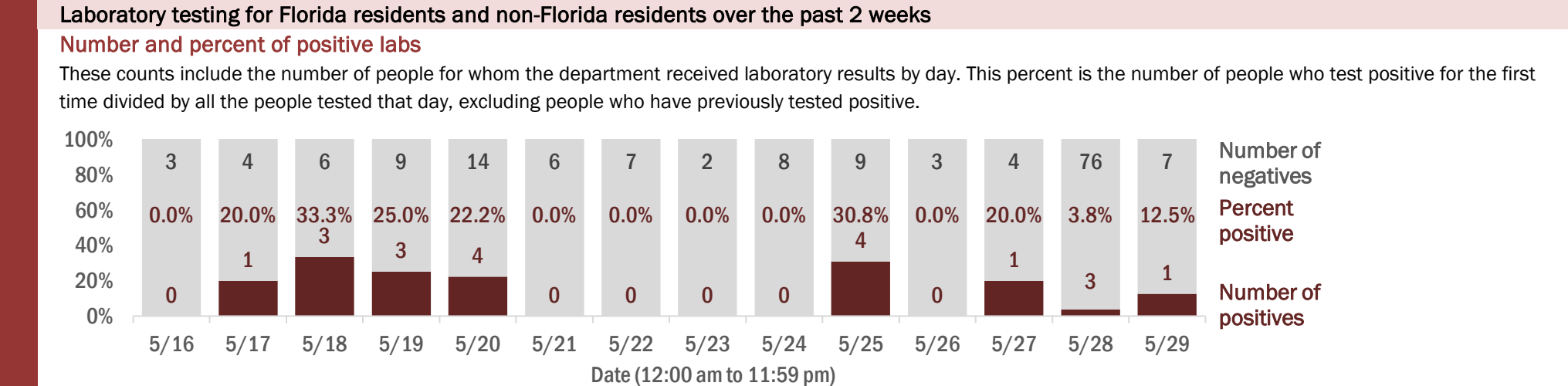
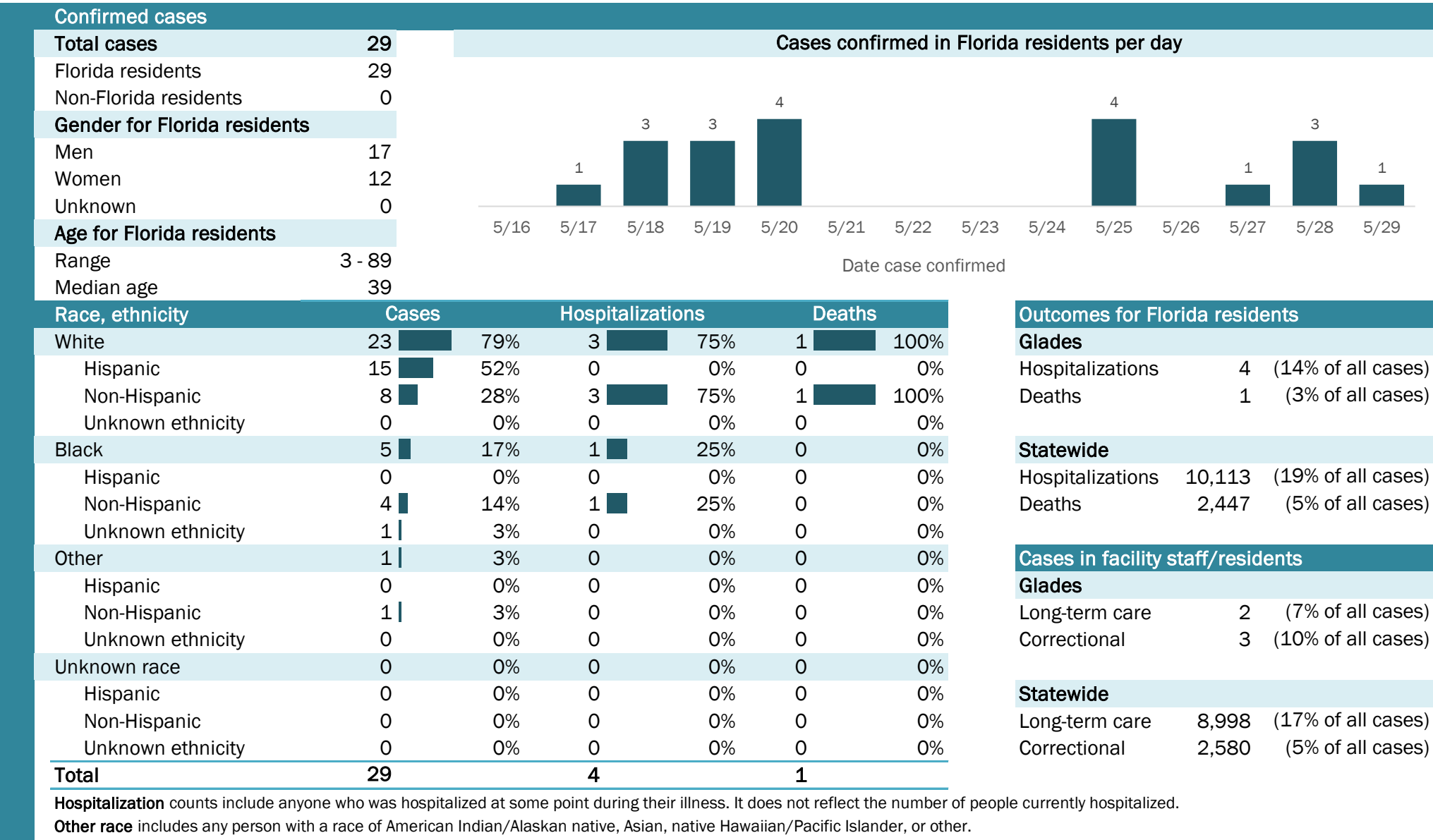


The Electronic Surveillance System for the Early Notification of Community-Based Epidemics (ESSENCE-FL) includes chief complaint data from 211 of 212 Florida EDs. Data are transmitted electronically to ESSENCE-FL daily or hourly.

Coronavirus: summary for Glades County

Data for May 30, 2020 (verified at 10 AM)

Data in this report are provisional and subject to change.



The Electronic Surveillance System for the Early Notification of Community-Based Epidemics (ESSENCE-FL) includes chief complaint data from 211 of 212 Florida EDs. Data are transmitted electronically to ESSENCE-FL daily or hourly.

Coronavirus: summary for Gulf County

Data for May 30, 2020 (verified at 10 AM)

Data in this report are provisional and subject to change.

Confirmed cases																	
Total cases	1	Cases confirmed in Florida residents per day															
Florida residents	1																
Non-Florida residents	0																
Gender for Florida residents																	
Men	0																
Women	1																
Unknown	0																
Age for Florida residents		5/16	5/17	5/18	5/19	5/20	5/21	5/22	5/23	5/24	5/25	5/26	5/27	5/28	5/29		
Range	42 - 42	Date case confirmed															
Median age	42																
Race, ethnicity	Cases	Hospitalizations			Deaths		Outcomes for Florida residents										
White	1	<div></div> 100%	0	N/A	0	N/A	Gulf										
Hispanic	0	<div></div> 0%	0	N/A	0	N/A	Hospitalizations 0 (0% of all cases)										
Non-Hispanic	1	<div></div> 100%	0	N/A	0	N/A	Deaths 0 (0% of all cases)										
Unknown ethnicity	0	<div></div> 0%	0	N/A	0	N/A											
Black	0	<div></div> 0%	0	N/A	0	N/A	Statewide										
Hispanic	0	<div></div> 0%	0	N/A	0	N/A	Hospitalizations 10,113 (19% of all cases)										
Non-Hispanic	0	<div></div> 0%	0	N/A	0	N/A	Deaths 2,447 (5% of all cases)										
Unknown ethnicity	0	<div></div> 0%	0	N/A	0	N/A											
Other	0	<div></div> 0%	0	N/A	0	N/A	Cases in facility staff/residents										
Hispanic	0	<div></div> 0%	0	N/A	0	N/A	Gulf										
Non-Hispanic	0	<div></div> 0%	0	N/A	0	N/A	Long-term care 0 (0% of all cases)										
Unknown ethnicity	0	<div></div> 0%	0	N/A	0	N/A	Correctional 0 (0% of all cases)										
Unknown race	0	<div></div> 0%	0	N/A	0	N/A	Statewide										
Hispanic	0	<div></div> 0%	0	N/A	0	N/A	Long-term care 8,998 (17% of all cases)										
Non-Hispanic	0	<div></div> 0%	0	N/A	0	N/A	Correctional 2,580 (5% of all cases)										
Unknown ethnicity	0	<div></div> 0%	0	N/A	0	N/A											
Total	1		0		0												

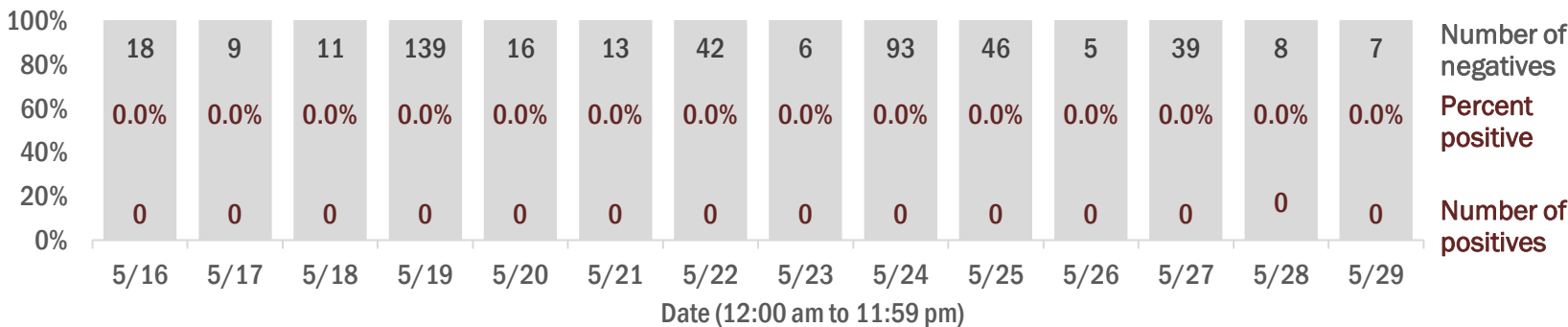
Hospitalization counts include anyone who was hospitalized at some point during their illness. It does not reflect the number of people currently hospitalized.

Other race includes any person with a race of American Indian/Alaskan native, Asian, native Hawaiian/Pacific Islander, or other.

Laboratory testing for Florida residents and non-Florida residents over the past 2 weeks

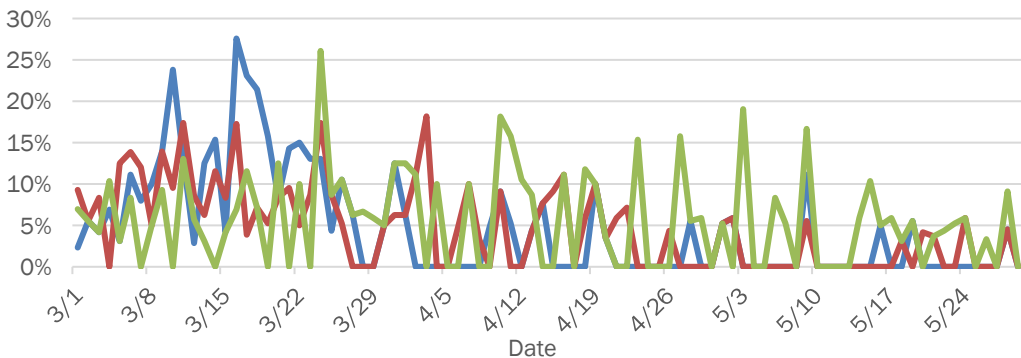
Number and percent of positive labs

These counts include the number of people for whom the department received laboratory results by day. This percent is the number of people who test positive for the first time divided by all the people tested that day, excluding people who have previously tested positive.

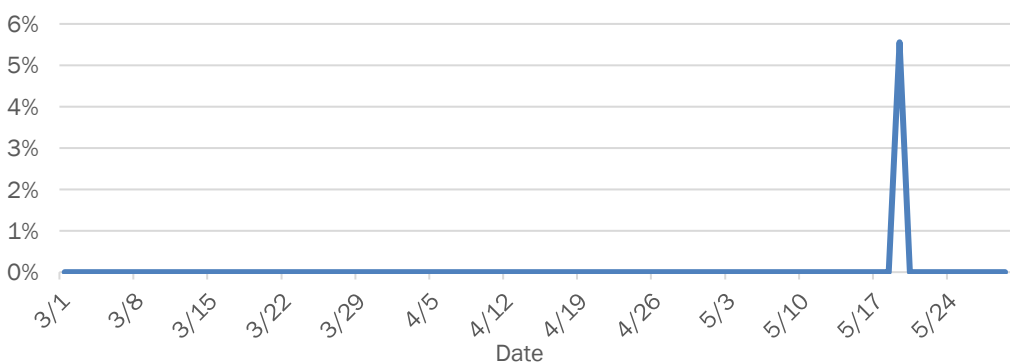


Emergency department (ED) chief complaint and admission data for Gulf County

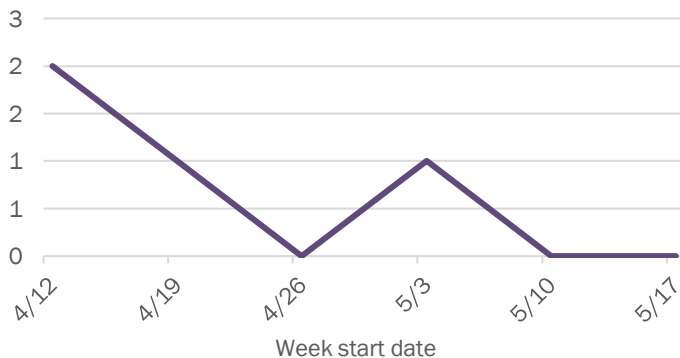
Daily percent of ED visits mentioning cough, fever, or shortness of breath



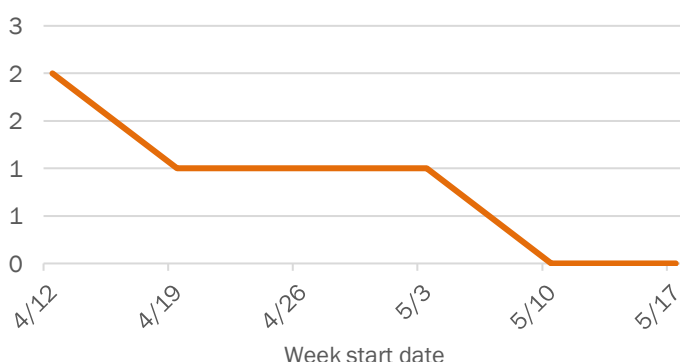
Daily percent of ED visits resulting in cough-associated admissions



Weekly count of ED visits for influenza-like illness



Weekly count of ED visits for COVID-like illness

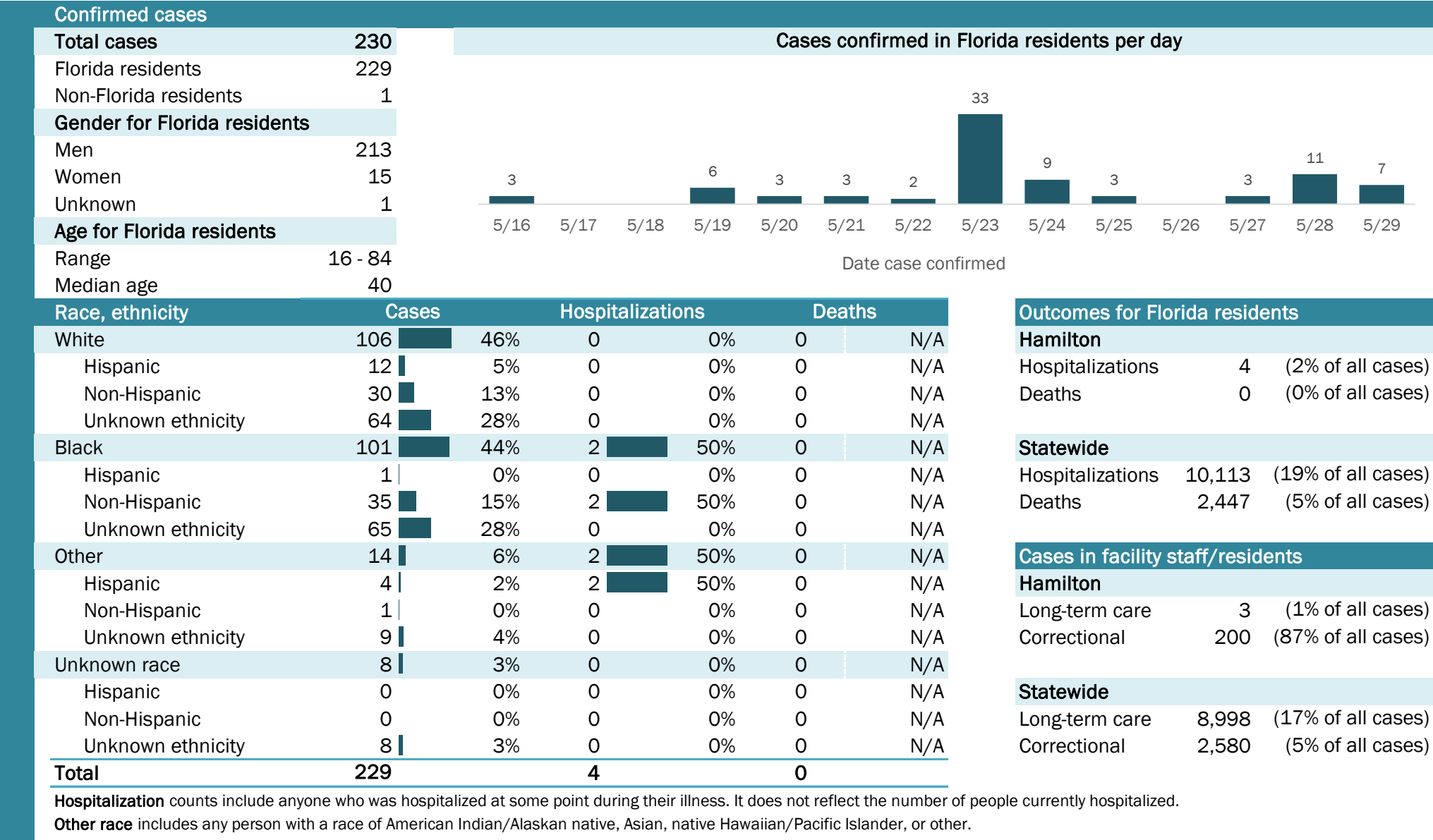


The Electronic Surveillance System for the Early Notification of Community-Based Epidemics (ESSENCE-FL) includes chief complaint data from 211 of 212 Florida EDs. Data are transmitted electronically to ESSENCE-FL daily or hourly.

Coronavirus: summary for Hamilton County

Data for May 30, 2020 (verified at 10 AM)

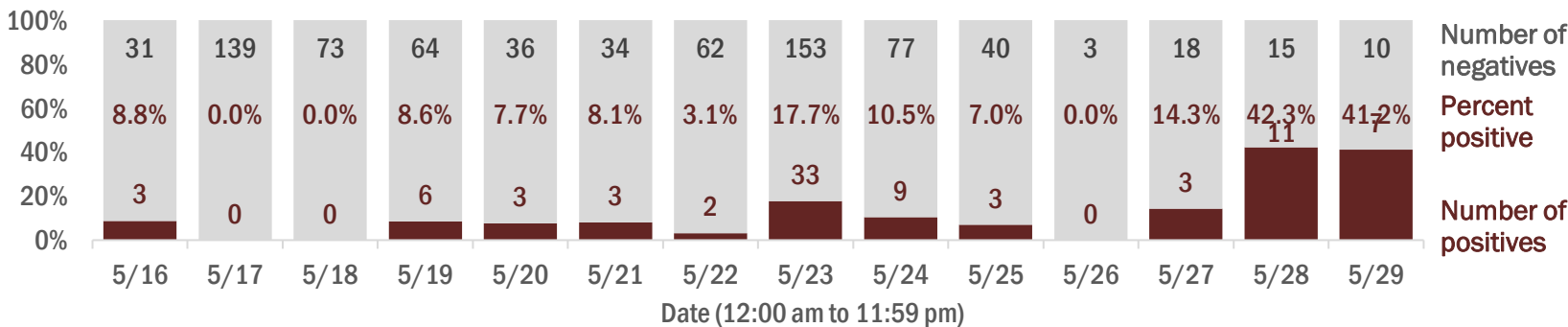
Data in this report are provisional and subject to change.



Laboratory testing for Florida residents and non-Florida residents over the past 2 weeks

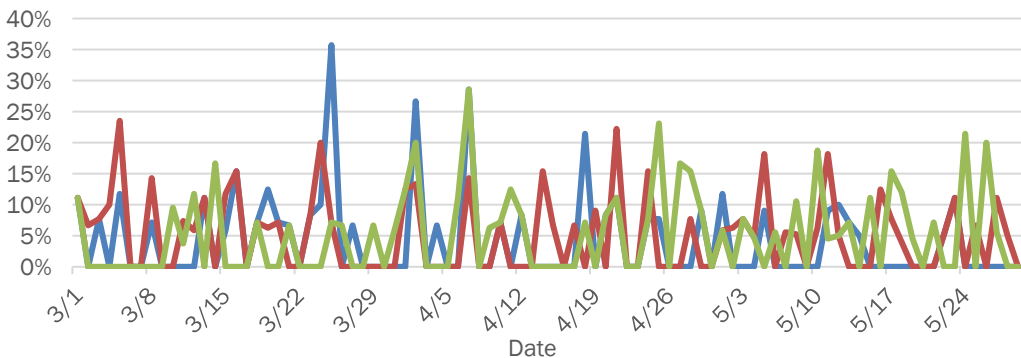
Number and percent of positive labs

These counts include the number of people for whom the department received laboratory results by day. This percent is the number of people who test positive for the first time divided by all the people tested that day, excluding people who have previously tested positive.

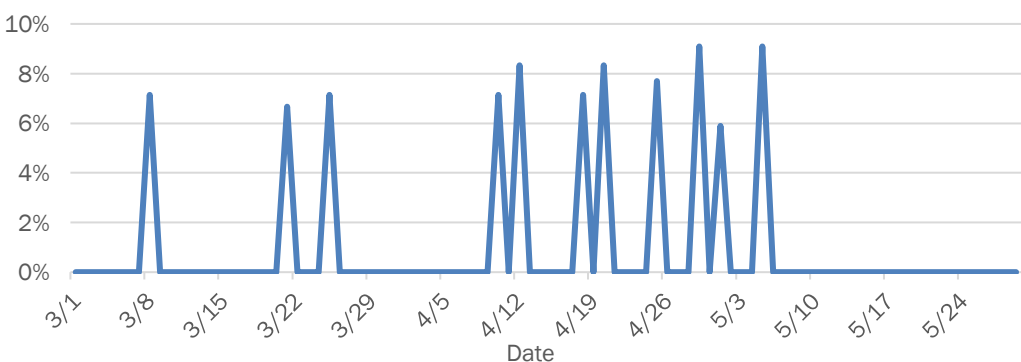


Emergency department (ED) chief complaint and admission data for Hamilton County

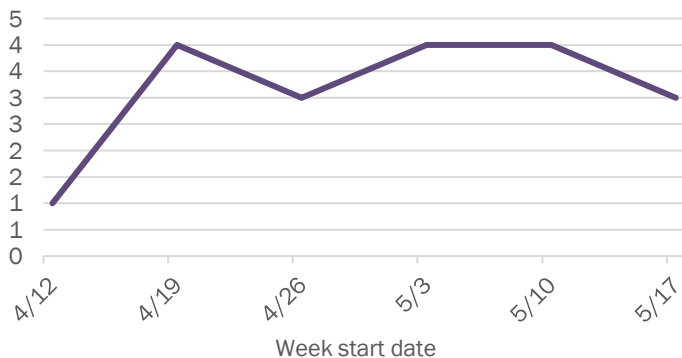
Daily percent of ED visits mentioning cough, fever, or shortness of breath



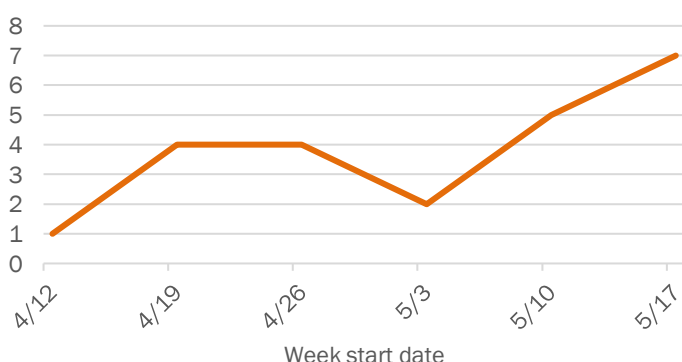
Daily percent of ED visits resulting in cough-associated admissions



Weekly count of ED vists for influenza-like illness



Weekly count of ED vists for COVID-like illness



The Electronic Surveillance System for the Early Notification of Community-Based Epidemics (ESSENCE-FL) includes chief complaint data from 211 of 212 Florida EDs. Data are transmitted electronically to ESSENCE-FL daily or hourly.

Coronavirus: summary for Hardee County

Data for May 30, 2020 (verified at 10 AM)

Data in this report are provisional and subject to change.

Confirmed cases

Total cases	93
Florida residents	91
Non-Florida residents	2
Gender for Florida residents	
Men	50
Women	41
Unknown	0
Age for Florida residents	
Range	2 - 83
Median age	30

Cases confirmed in Florida residents per day

Date	Cases
5/16	1
5/17	1
5/18	2
5/19	4
5/20	4
5/21	8
5/22	4
5/23	12
5/24	10
5/25	1
5/26	2
5/27	0
5/28	2
5/29	3

Race, ethnicity	Cases	Hospitalizations	Deaths
White	49 (54%)	3 (27%)	0 (N/A)
Hispanic	35 (38%)	1 (9%)	0 (N/A)
Non-Hispanic	14 (15%)	2 (18%)	0 (N/A)
Unknown ethnicity	0 (0%)	0 (0%)	0 (N/A)
Black	33 (36%)	6 (55%)	0 (N/A)
Hispanic	0 (0%)	0 (0%)	0 (N/A)
Non-Hispanic	32 (35%)	6 (55%)	0 (N/A)
Unknown ethnicity	1 (1%)	0 (0%)	0 (N/A)
Other	9 (10%)	2 (18%)	0 (N/A)
Hispanic	7 (8%)	1 (9%)	0 (N/A)
Non-Hispanic	2 (2%)	1 (9%)	0 (N/A)
Unknown ethnicity	0 (0%)	0 (0%)	0 (N/A)
Unknown race	0 (0%)	0 (0%)	0 (N/A)
Hispanic	0 (0%)	0 (0%)	0 (N/A)
Non-Hispanic	0 (0%)	0 (0%)	0 (N/A)
Unknown ethnicity	0 (0%)	0 (0%)	0 (N/A)
Total	91	11	0

Hospitalization counts include anyone who was hospitalized at some point during their illness. It does not reflect the number of people currently hospitalized.

Other race includes any person with a race of American Indian/Alaskan native, Asian, native Hawaiian/Pacific Islander, or other.

Outcomes for Florida residents

Hardee

Hospitalizations	11	(12% of all cases)
Deaths	0	(0% of all cases)

Statewide

Hospitalizations	10,113	(19% of all cases)
Deaths	2,447	(5% of all cases)

Cases in facility staff/residents

Hardee

Long-term care	5	(5% of all cases)
Correctional	2	(2% of all cases)

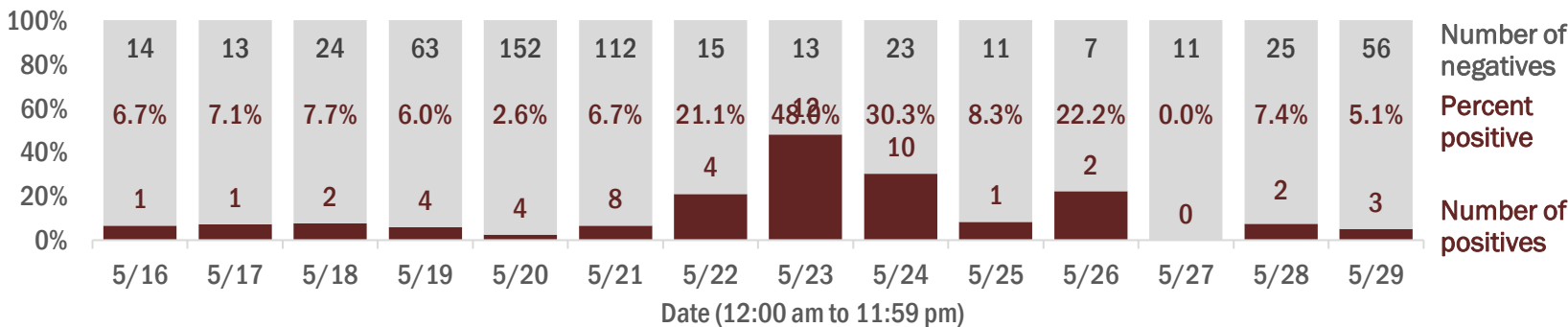
Statewide

Long-term care	8,998	(17% of all cases)
Correctional	2,580	(5% of all cases)

Laboratory testing for Florida residents and non-Florida residents over the past 2 weeks

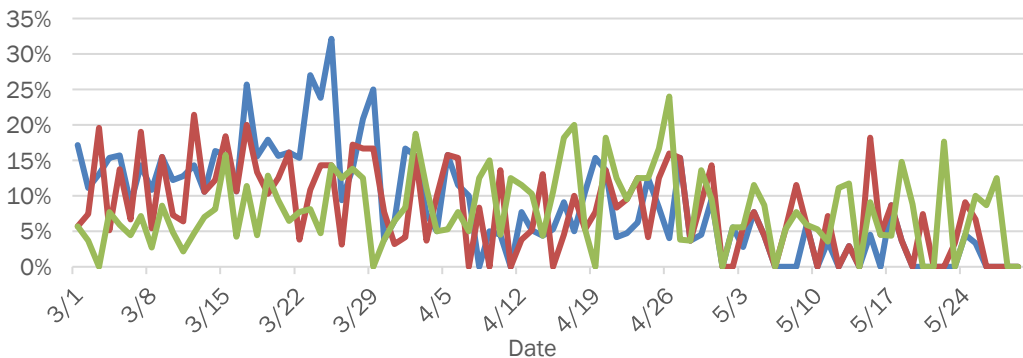
Number and percent of positive labs

These counts include the number of people for whom the department received laboratory results by day. This percent is the number of people who test positive for the first time divided by all the people tested that day, excluding people who have previously tested positive.

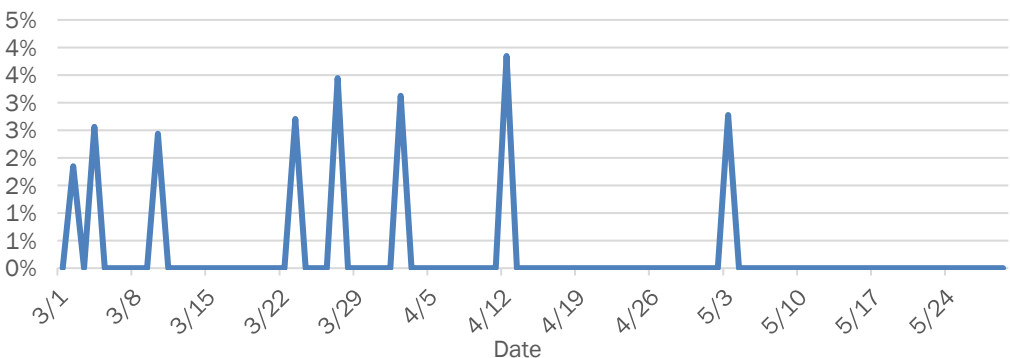


Emergency department (ED) chief complaint and admission data for Hardee County

Daily percent of ED visits mentioning cough, fever, or shortness of breath



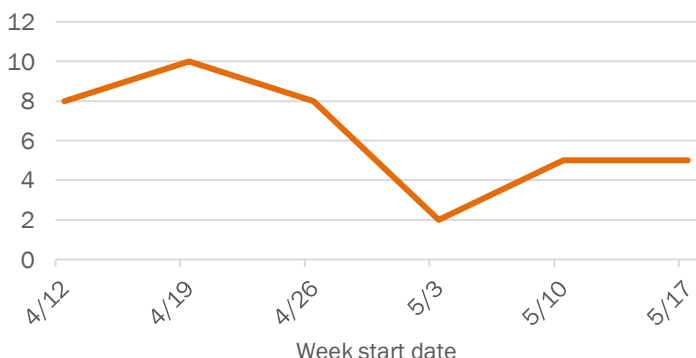
Daily percent of ED visits resulting in cough-associated admissions



Weekly count of ED visits for influenza-like illness



Weekly count of ED visits for COVID-like illness

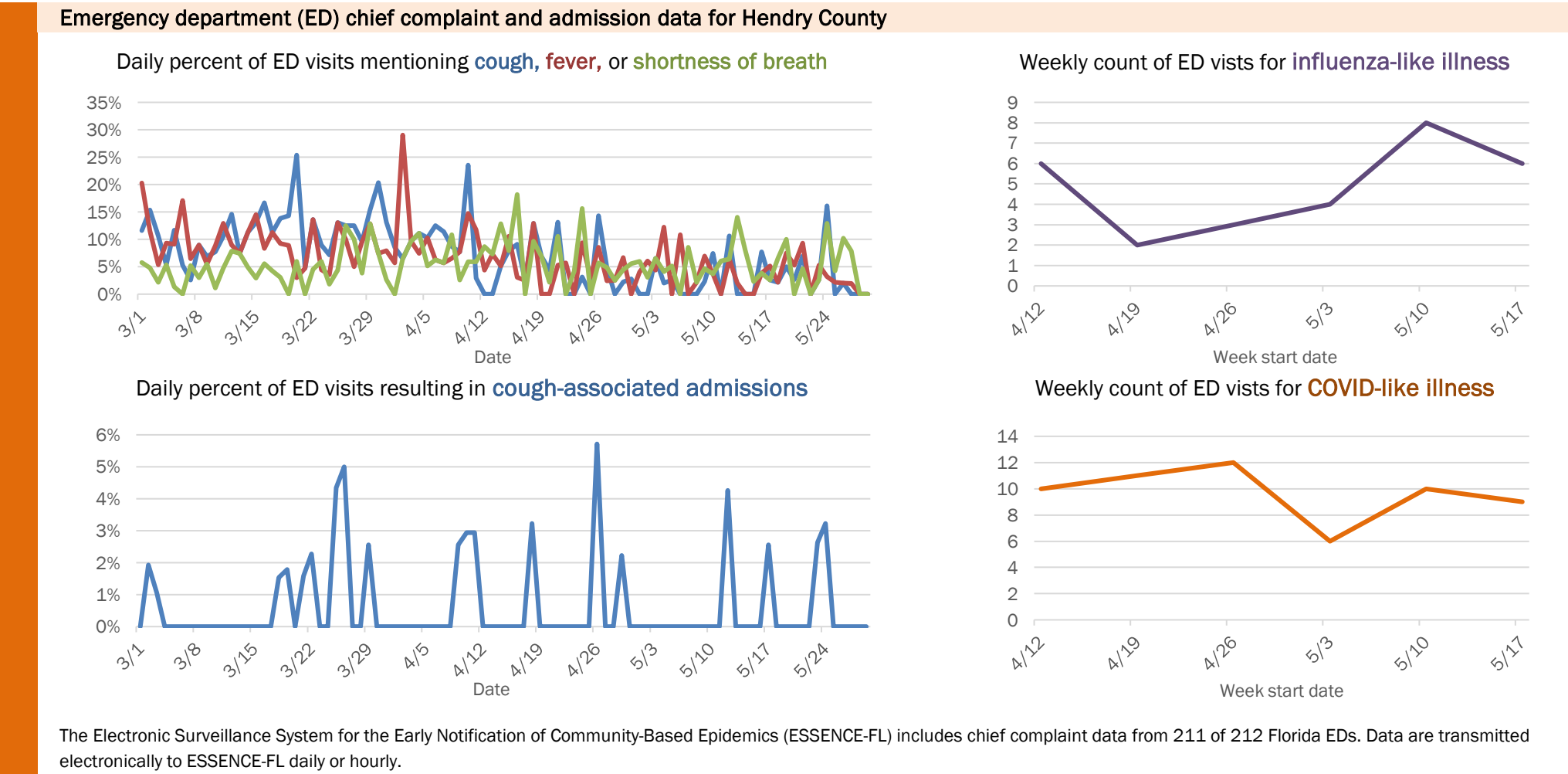
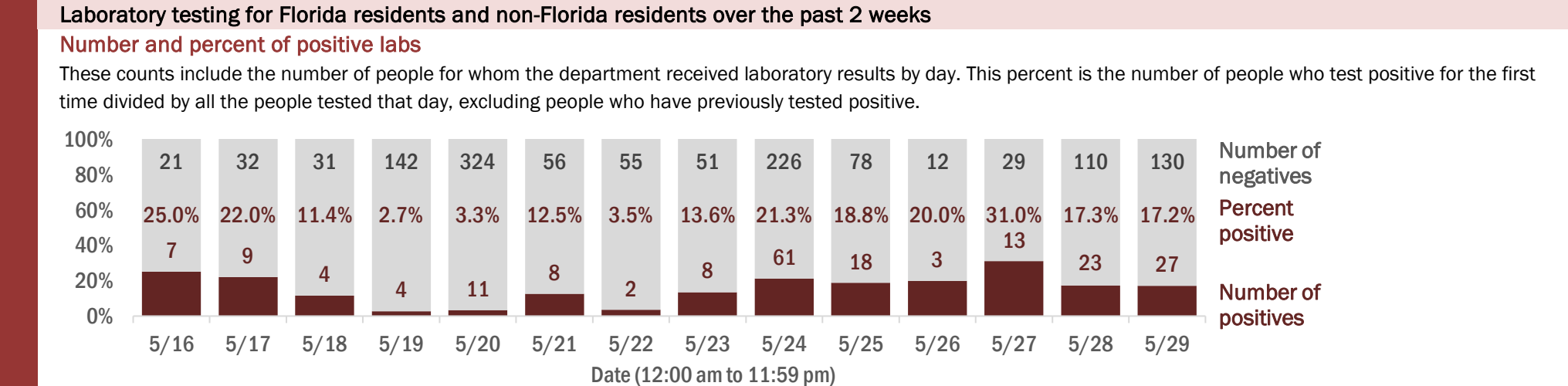
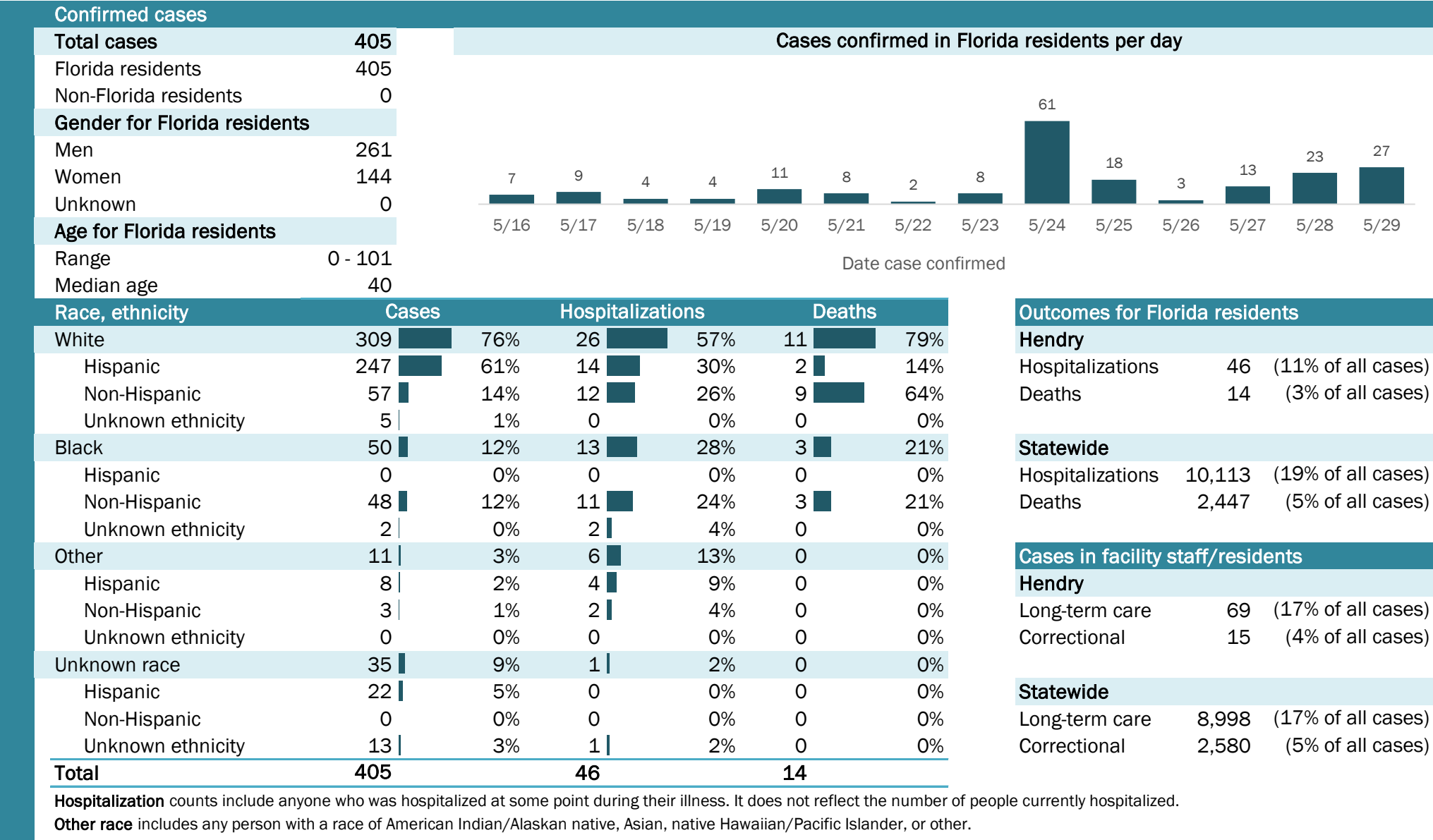


The Electronic Surveillance System for the Early Notification of Community-Based Epidemics (ESSENCE-FL) includes chief complaint data from 211 of 212 Florida EDs. Data are transmitted electronically to ESSENCE-FL daily or hourly.

Coronavirus: summary for Hendry County

Data for May 30, 2020 (verified at 10 AM)

Data in this report are provisional and subject to change.



Coronavirus: summary for Hernando County

Data for May 30, 2020 (verified at 10 AM)

Data in this report are provisional and subject to change.

Confirmed cases

Total cases	113
Florida residents	109
Non-Florida residents	4
Gender for Florida residents	
Men	55
Women	54
Unknown	0
Age for Florida residents	
Range	1 - 85
Median age	46

Cases confirmed in Florida residents per day

Date	Cases
5/16	1
5/17	0
5/18	1
5/19	0
5/20	1
5/21	1
5/22	0
5/23	1
5/24	2
5/25	1
5/26	0
5/27	0
5/28	0
5/29	0

Race, ethnicity	Cases	Hospitalizations	Deaths
White	90 83%	18 82%	4 80%
Hispanic	23 21%	4 18%	1 20%
Non-Hispanic	66 61%	14 64%	3 60%
Unknown ethnicity	1 1%	0 0%	0 0%
Black	17 16%	3 14%	1 20%
Hispanic	0 0%	0 0%	0 0%
Non-Hispanic	17 16%	3 14%	1 20%
Unknown ethnicity	0 0%	0 0%	0 0%
Other	2 2%	1 5%	0 0%
Hispanic	1 1%	1 5%	0 0%
Non-Hispanic	1 1%	0 0%	0 0%
Unknown ethnicity	0 0%	0 0%	0 0%
Unknown race	0 0%	0 0%	0 0%
Hispanic	0 0%	0 0%	0 0%
Non-Hispanic	0 0%	0 0%	0 0%
Unknown ethnicity	0 0%	0 0%	0 0%
Total	109	22	5

Hospitalization counts include anyone who was hospitalized at some point during their illness. It does not reflect the number of people currently hospitalized.

Other race includes any person with a race of American Indian/Alaskan native, Asian, native Hawaiian/Pacific Islander, or other.

Outcomes for Florida residents

Hernando

Hospitalizations	22	(20% of all cases)
Deaths	5	(5% of all cases)

Statewide

Hospitalizations	10,113	(19% of all cases)
Deaths	2,447	(5% of all cases)

Cases in facility staff/residents

Hernando

Long-term care	7	(6% of all cases)
Correctional	6	(6% of all cases)

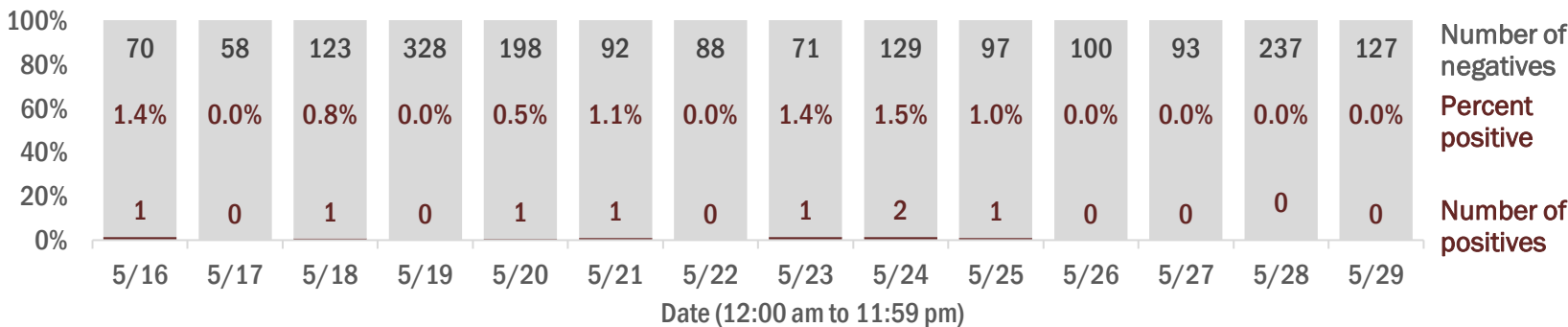
Statewide

Long-term care	8,998	(17% of all cases)
Correctional	2,580	(5% of all cases)

Laboratory testing for Florida residents and non-Florida residents over the past 2 weeks

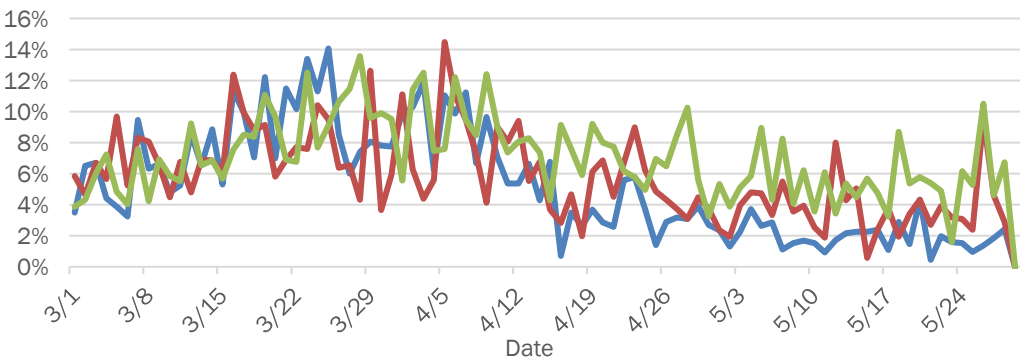
Number and percent of positive labs

These counts include the number of people for whom the department received laboratory results by day. This percent is the number of people who test positive for the first time divided by all the people tested that day, excluding people who have previously tested positive.

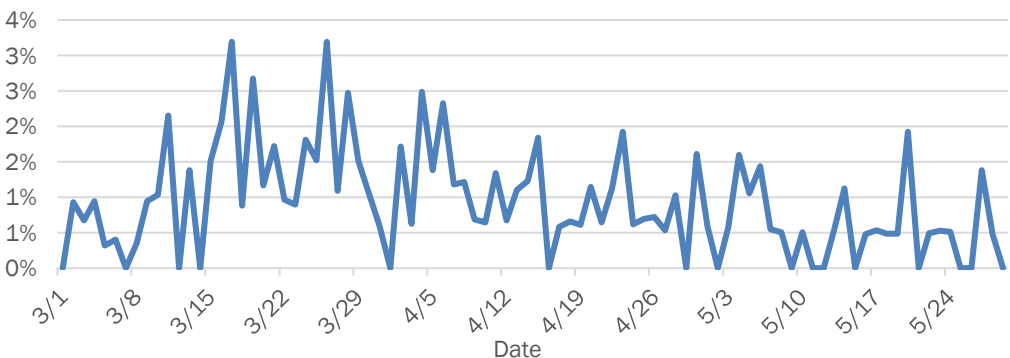


Emergency department (ED) chief complaint and admission data for Hernando County

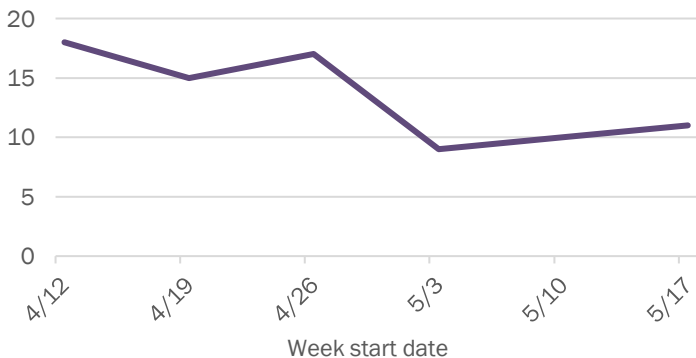
Daily percent of ED visits mentioning cough, fever, or shortness of breath



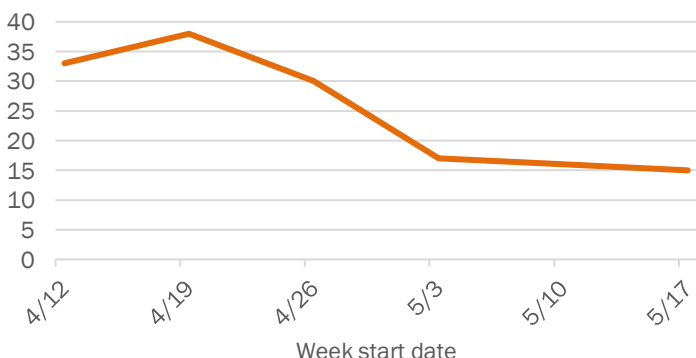
Daily percent of ED visits resulting in cough-associated admissions



Weekly count of ED visits for influenza-like illness



Weekly count of ED visits for COVID-like illness

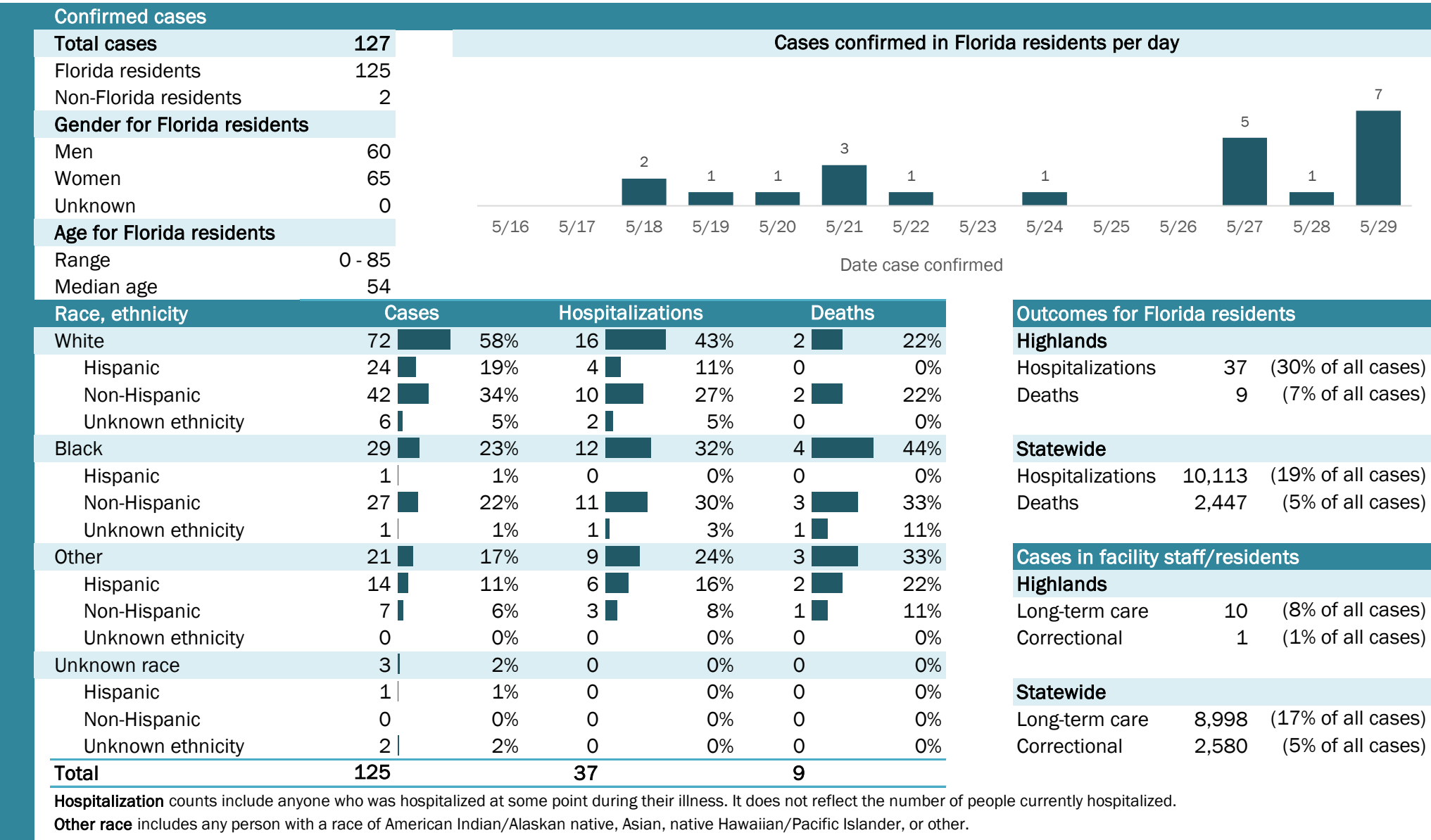


The Electronic Surveillance System for the Early Notification of Community-Based Epidemics (ESSENCE-FL) includes chief complaint data from 211 of 212 Florida EDs. Data are transmitted electronically to ESSENCE-FL daily or hourly.

Coronavirus: summary for Highlands County

Data for May 30, 2020 (verified at 10 AM)

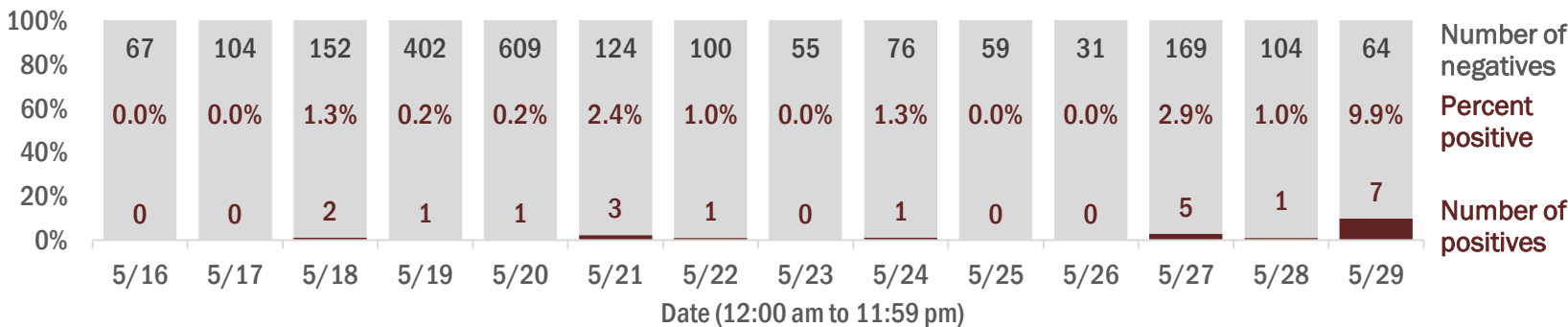
Data in this report are provisional and subject to change.



Laboratory testing for Florida residents and non-Florida residents over the past 2 weeks

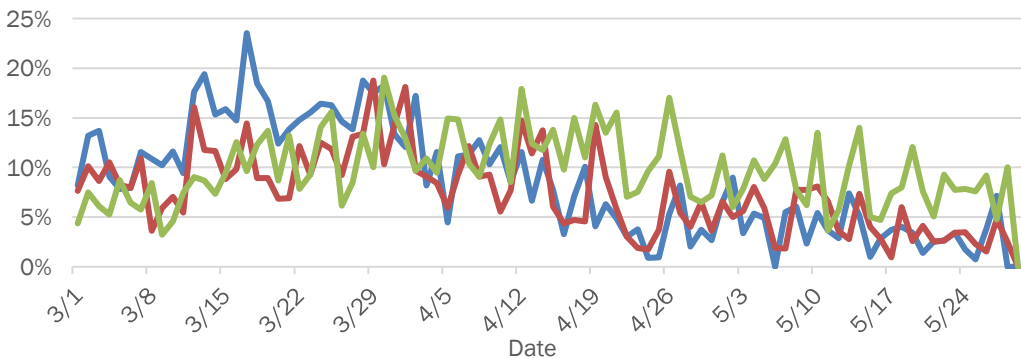
Number and percent of positive labs

These counts include the number of people for whom the department received laboratory results by day. This percent is the number of people who test positive for the first time divided by all the people tested that day, excluding people who have previously tested positive.

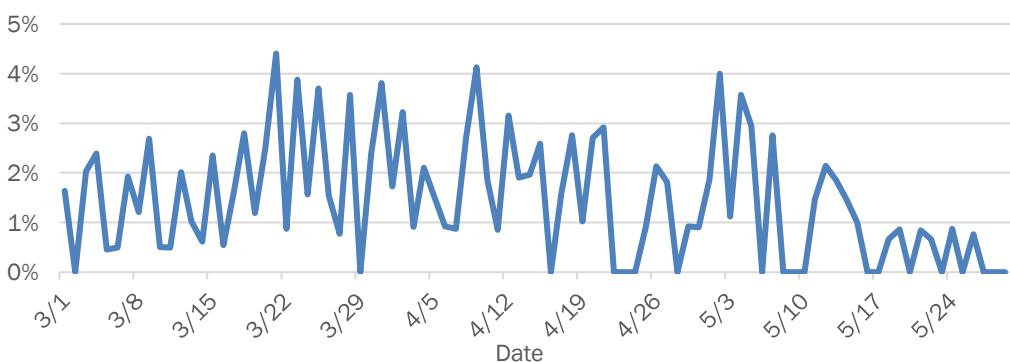


Emergency department (ED) chief complaint and admission data for Highlands County

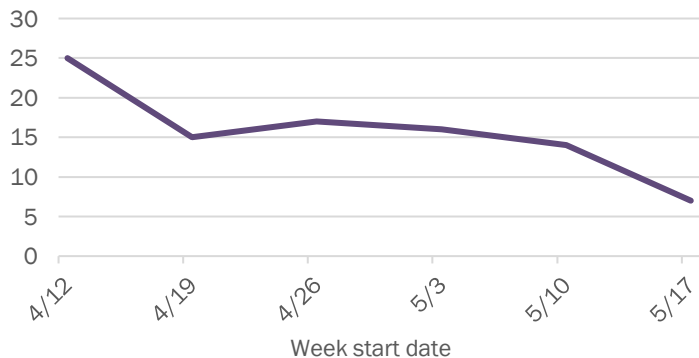
Daily percent of ED visits mentioning cough, fever, or shortness of breath



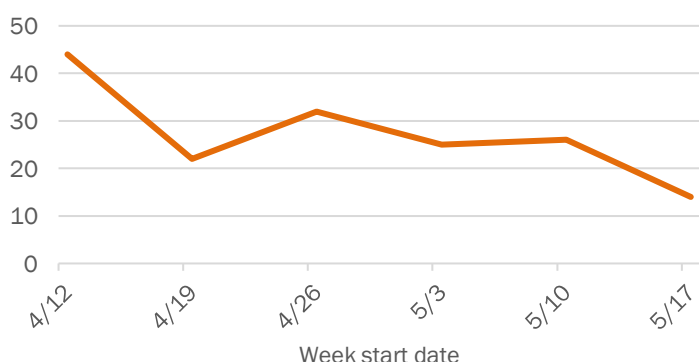
Daily percent of ED visits resulting in cough-associated admissions



Weekly count of ED visits for influenza-like illness



Weekly count of ED visits for COVID-like illness

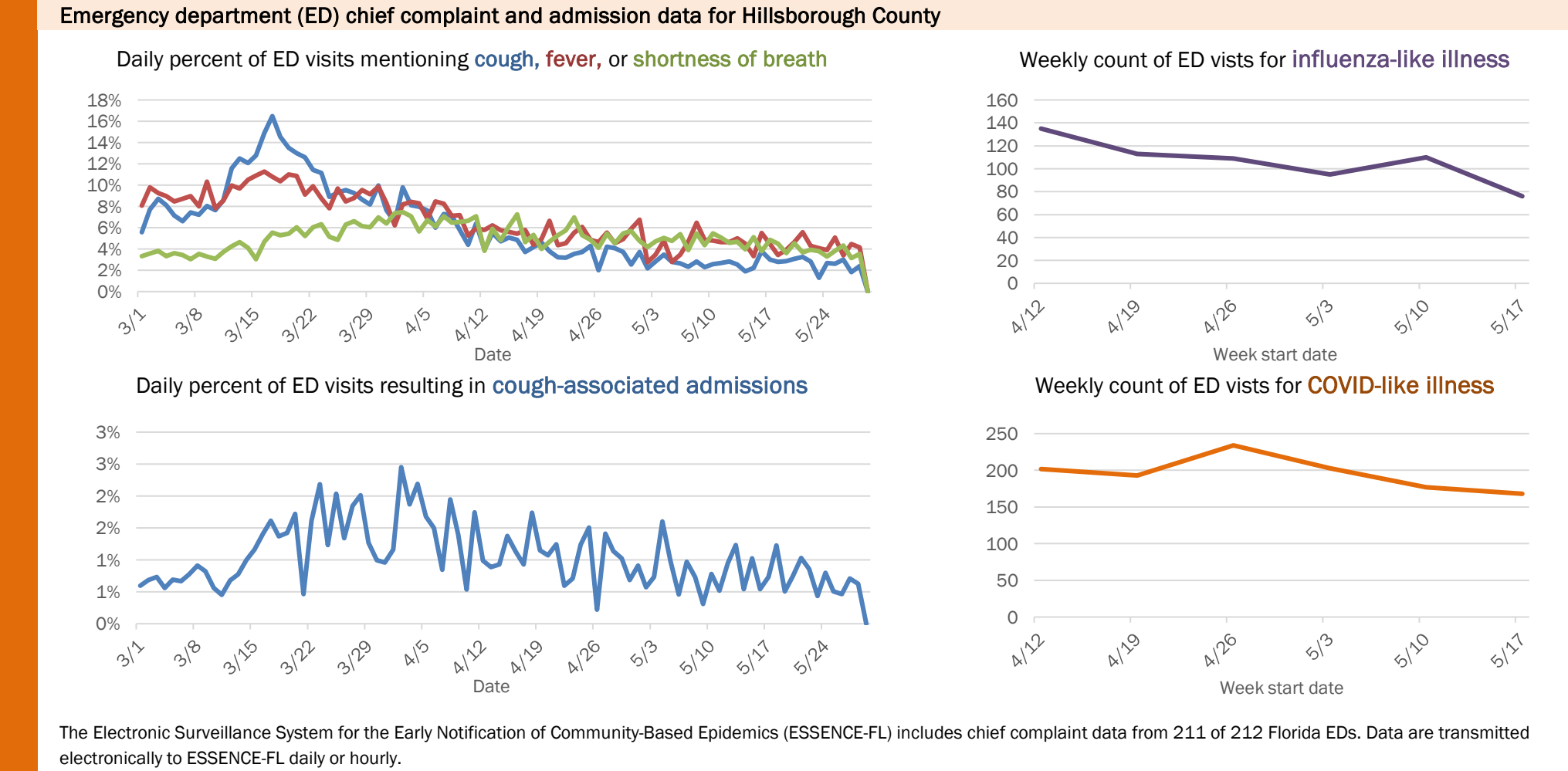
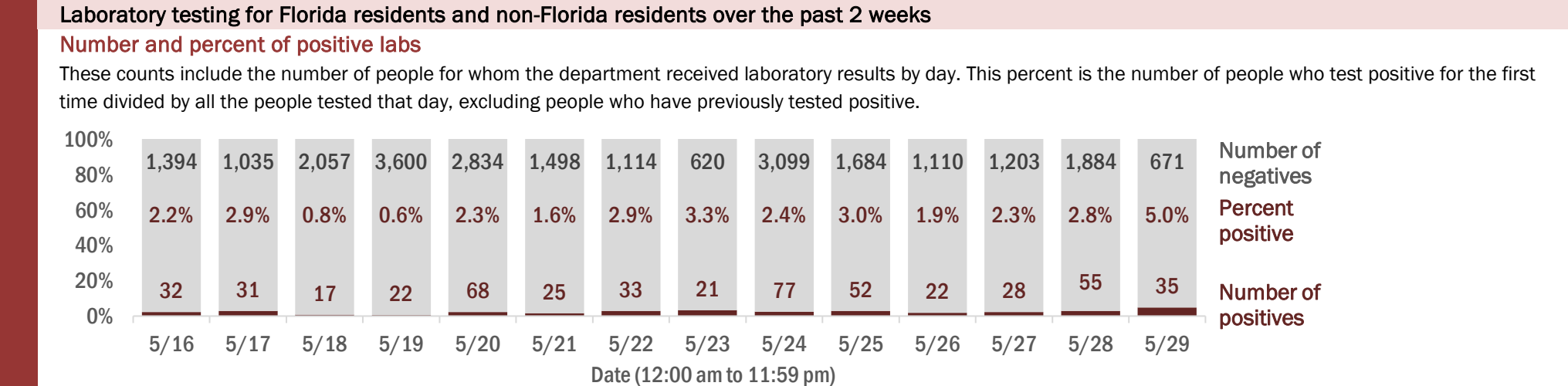
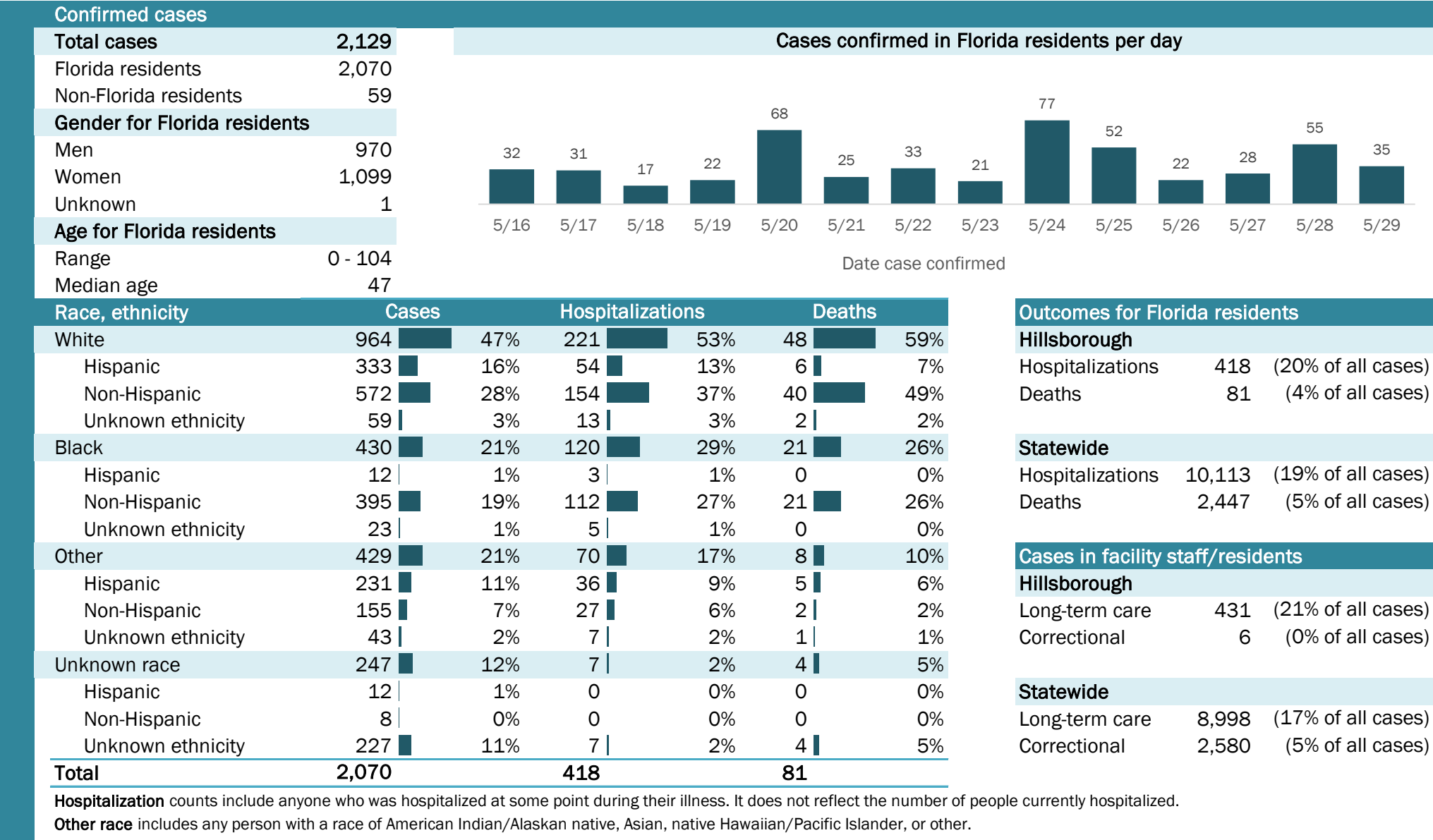


The Electronic Surveillance System for the Early Notification of Community-Based Epidemics (ESSENCE-FL) includes chief complaint data from 211 of 212 Florida EDs. Data are transmitted electronically to ESSENCE-FL daily or hourly.

Coronavirus: summary for Hillsborough County

Data for May 30, 2020 (verified at 10 AM)

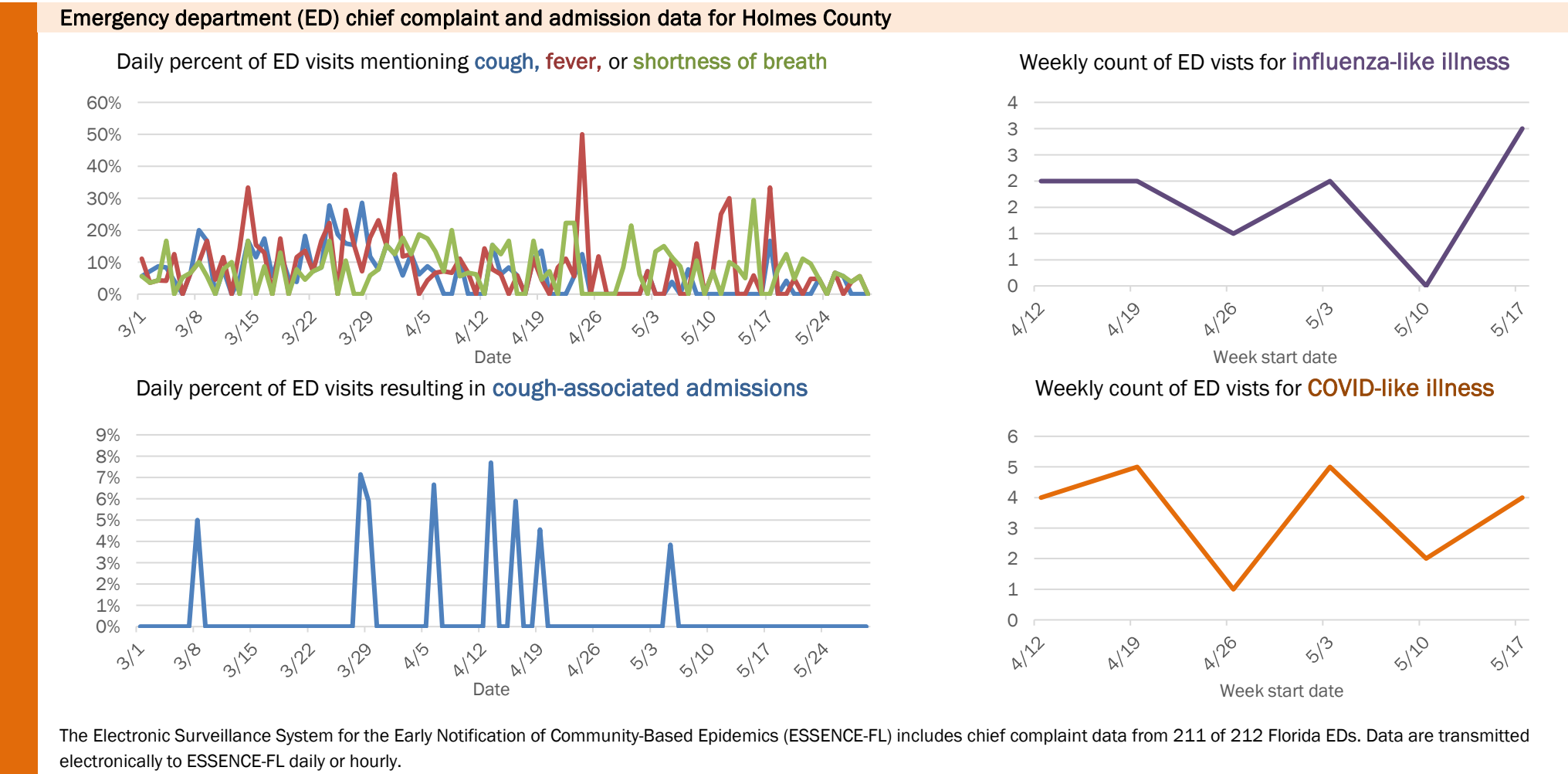
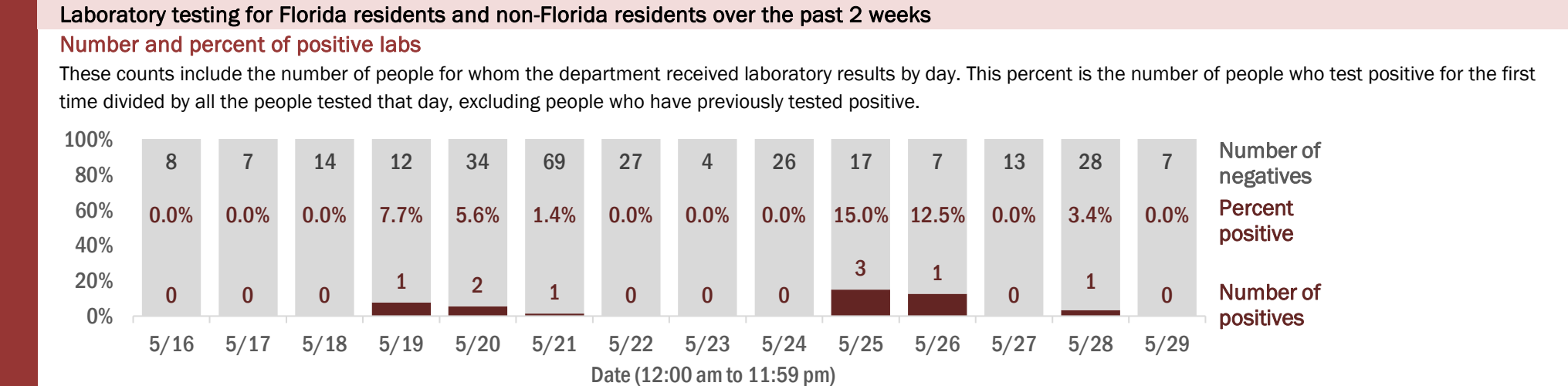
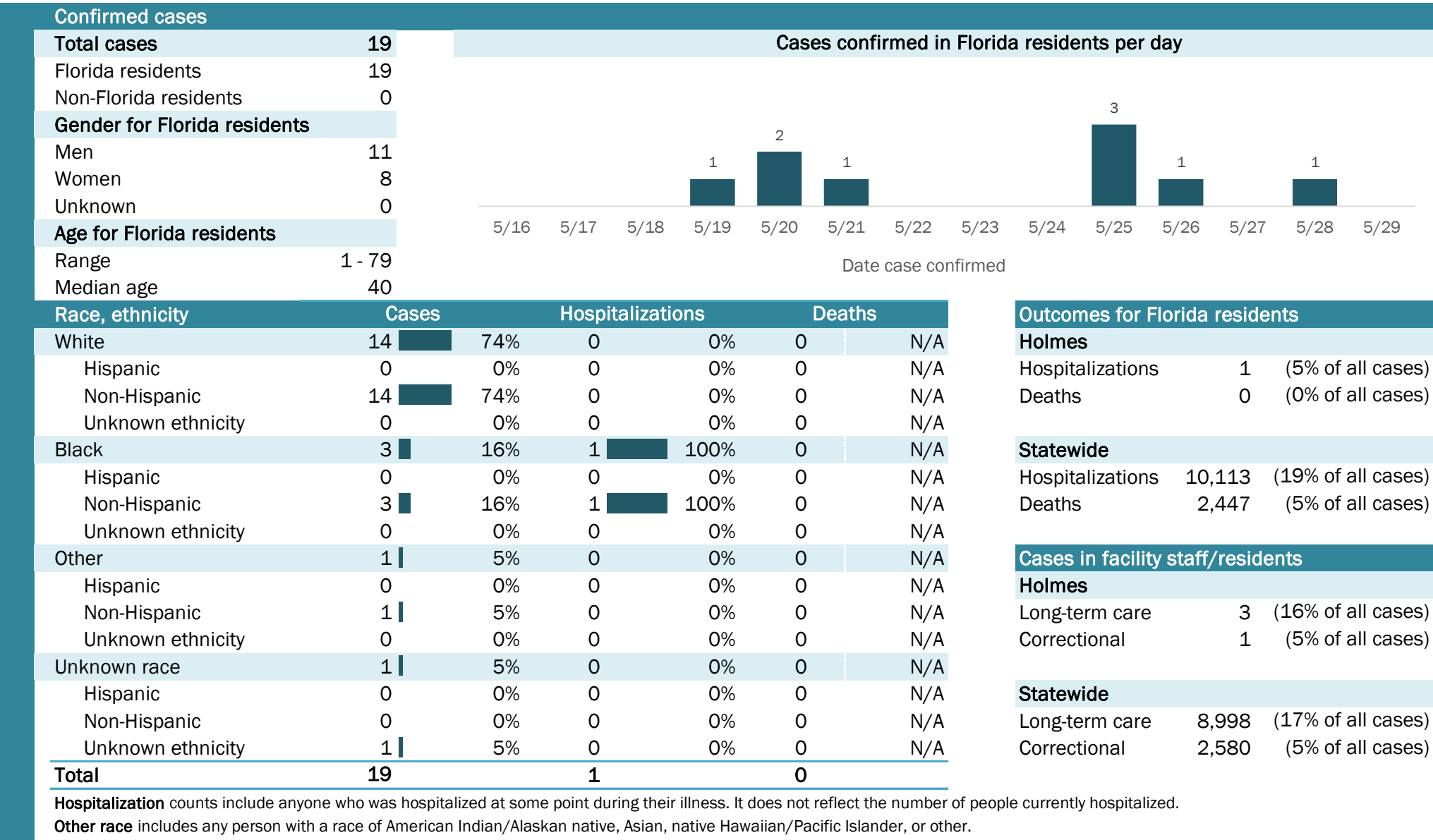
Data in this report are provisional and subject to change.



Coronavirus: summary for Holmes County

Data for May 30, 2020 (verified at 10 AM)

Data in this report are provisional and subject to change.



Coronavirus: summary for Indian River County

Data for May 30, 2020 (verified at 10 AM)

Data in this report are provisional and subject to change.

Confirmed cases

Total cases

126

Florida residents

115

Non-Florida residents

11

Gender for Florida residents

Men

55

Women

60

Unknown

0

Age for Florida residents

Range

5 - 95

Median age

62

Cases confirmed in Florida residents per day

2

5/16

2

5/18

1

5/20

3

5/21

1

5/22

1

5/23

2

5/24

1

5/25

2

5/26

1

5/27

2

5/28

2

5/29

Date case confirmed

Race, ethnicity

Cases

Hospitalizations

Deaths

White

79

69%

19

66%

8

80%

Hispanic

5

4%

0

0%

0

0%

Non-Hispanic

66

57%

17

59%

8

80%

Unknown ethnicity

8

7%

2

7%

0

0%

Black

9

8%

4

14%

2

20%

Hispanic

0

0%

0

0%

0

0%

Non-Hispanic

9

8%

4

14%

2

20%

Unknown ethnicity

0

0%

0

0%

0

0%

Other

16

14%

6

21%

0

0%

Hispanic

4

3%

1

3%

0

0%

Non-Hispanic

7

6%

3

10%

0

0%

Unknown ethnicity

5

4%

2

7%

0

0%

Unknown race

11

10%

0

0%

0

0%

Hispanic

0

0%

0

0%

0

0%

Non-Hispanic

0

0%

0

0%

0

0%

Unknown ethnicity

11

10%

0

0%

0

0%

Total

115

29

10

Outcomes for Florida residents

Indian River

Hospitalizations

29

(25% of all cases)

Deaths

10

(9% of all cases)

Statewide

Hospitalizations

10,113

(19% of all cases)

Deaths

2,447

(5% of all cases)

Cases in facility staff/residents

Indian River

Long-term care

20

(17% of all cases)

Correctional

0

(0% of all cases)

Statewide

Long-term care

8,998

(17% of all cases)

Correctional

2,580

(5% of all cases)

Hospitalization counts include anyone who was hospitalized at some point during their illness. It does not reflect the number of people currently hospitalized.

Other race includes any person with a race of American Indian/Alaskan native, Asian, native Hawaiian/Pacific Islander, or other.

Laboratory testing for Florida residents and non-Florida residents over the past 2 weeks

Number and percent of positive labs

These counts include the number of people for whom the department received laboratory results by day. This percent is the number of people who test positive for the first time divided by all the people tested that day, excluding people who have previously tested positive.

100%

80%

60%

40%

20%

0%

76

2.6%

2

5/16

94

0.0%

0

5/17

75

2.6%

2

5/18

140

0.0%

0

5/19

70

1.4%

1

5/20

995

0.3%

3

5/21

492

0.2%

1

5/22

137

0.7%

1

5/23

121

1.6%

2

5/24

122

0.8%

1

5/25

65

3.0%

2

5/26

71

1.4%

1

5/27

318

0.6%

2

5/28

118

1.7%

2

5/29

Number of negatives

Percent positive

Number of positives

Date (12:00 am to 11:59 pm)

Emergency department (ED) chief complaint and admission data for Indian River County

Daily percent of ED visits mentioning cough, fever, or shortness of breath

Weekly count of ED vists for influenza-like illness

Daily percent of ED visits resulting in cough-associated admissions

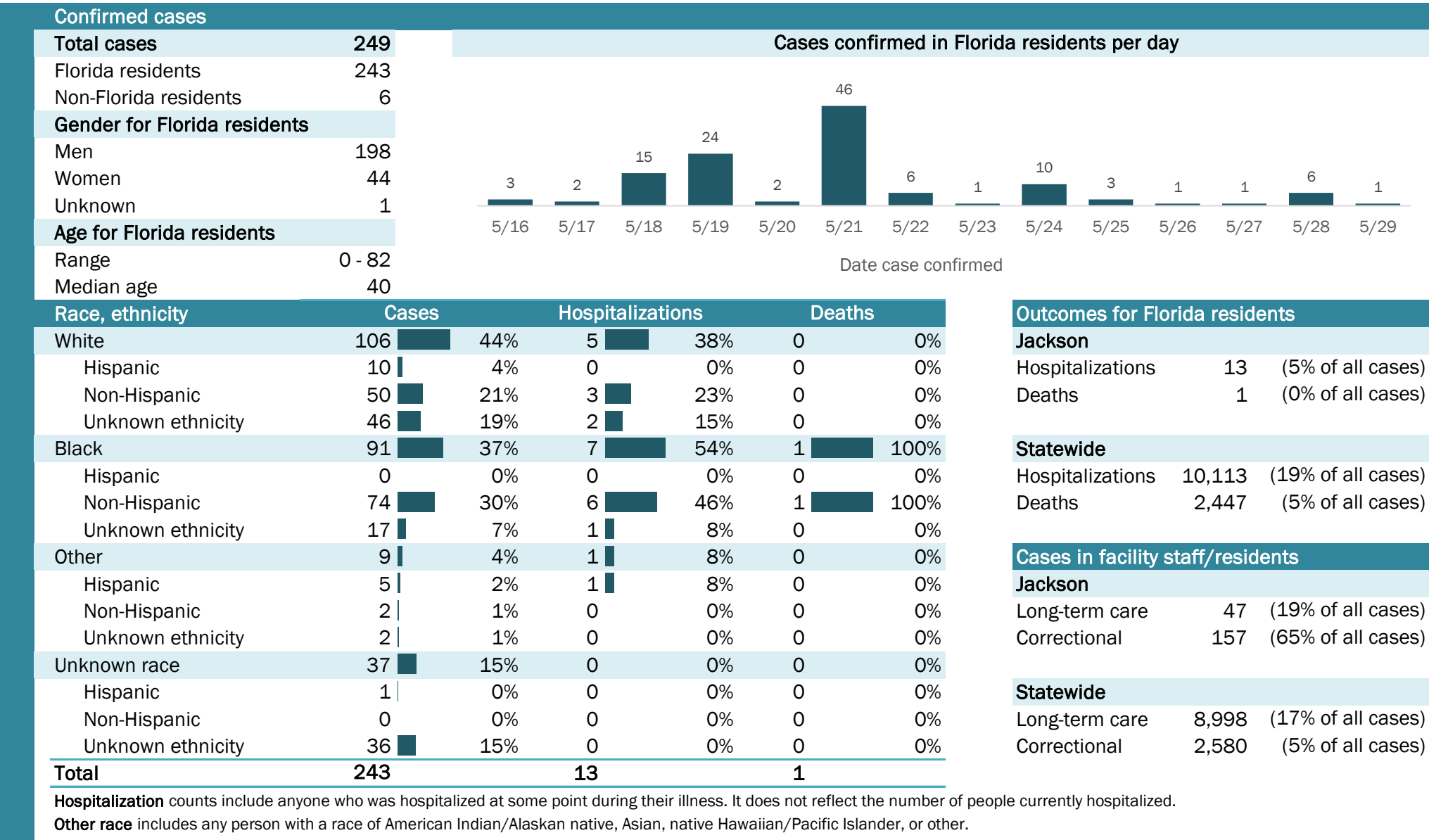
Weekly count of ED vists for COVID-like illness

The Electronic Surveillance System for the Early Notification of Community-Based Epidemics (ESSENCE-FL) includes chief complaint data from 211 of 212 Florida EDs. Data are transmitted electronically to ESSENCE-FL daily or hourly.

Coronavirus: summary for Jackson County

Data for May 30, 2020 (verified at 10 AM)

Data in this report are provisional and subject to change.



Coronavirus: summary for Jefferson County

Data for May 30, 2020 (verified at 10 AM)

Data in this report are provisional and subject to change.

Confirmed cases

Total cases

29

Cases confirmed in Florida residents per day

1

5/165/175/185/195/205/215/225/235/245/255/265/275/285/29

Date case confirmed

Gender for Florida residents

Men

12

Women

15

Unknown

0

Age for Florida residents

Range

29 - 95

Median age

66

Race, ethnicity	Cases	Hospitalizations	Deaths
White	933%	343%	267%
Hispanic	00%	00%	00%
Non-Hispanic	830%	343%	133%
Unknown ethnicity	14%	00%	133%
Black	1244%	343%	133%
Hispanic	00%	00%	00%
Non-Hispanic	1244%	343%	133%
Unknown ethnicity	00%	00%	00%
Other	622%	114%	00%
Hispanic	311%	00%	00%
Non-Hispanic	311%	114%	00%
Unknown ethnicity	00%	00%	00%
Unknown race	00%	00%	00%
Hispanic	00%	00%	00%
Non-Hispanic	00%	00%	00%
Unknown ethnicity	00%	00%	00%
Total	27	7	3

Hospitalization

counts include anyone who was hospitalized at some point during their illness. It does not reflect the number of people currently hospitalized.

Other race

includes any person with a race of American Indian/Alaskan native, Asian, native Hawaiian/Pacific Islander, or other.

Outcomes for Florida residents

Jefferson

Hospitalizations

7

(26% of all cases)

Deaths

3

(11% of all cases)

Statewide

Hospitalizations

10,113

(19% of all cases)

Deaths

2,447

(5% of all cases)

Cases in facility staff/residents

Jefferson

Long-term care

20

(74% of all cases)

Correctional

0

(0% of all cases)

Statewide

Long-term care

8,998

(17% of all cases)

Correctional

2,580

(5% of all cases)

Laboratory testing for Florida residents and non-Florida residents over the past 2 weeks

Number and percent of positive labs

These counts include the number of people for whom the department received laboratory results by day. This percent is the number of people who test positive for the first time divided by all the people tested that day, excluding people who have previously tested positive.

Date	Number of negatives	Percent positive	Number of positives
5/16	23	0.0%	0
5/17	25	0.0%	0
5/18	58	0.0%	0
5/19	34	0.0%	0
5/20	48	2.0%	1
5/21	45	0.0%	0
5/22	32	0.0%	0
5/23	7	0.0%	0
5/24	60	0.0%	0
5/25	8	0.0%	0
5/26	5	0.0%	0
5/27	12	0.0%	0
5/28	27	0.0%	0
5/29	11	0.0%	0

Emergency department (ED) chief complaint and admission data for Jefferson County

Daily percent of ED visits mentioning cough, fever, or shortness of breath

Daily percent of ED visits resulting in cough-associated admissions

Weekly count of ED visits for influenza-like illness

Weekly count of ED visits for COVID-like illness

The Electronic Surveillance System for the Early Notification of Community-Based Epidemics (ESSENCE-FL) includes chief complaint data from 211 of 212 Florida EDs. Data are transmitted electronically to ESSENCE-FL daily or hourly.

Coronavirus: summary for Lafayette County

Data for May 30, 2020 (verified at 10 AM)

Data in this report are provisional and subject to change.

Confirmed cases

Total cases

8

Cases confirmed in Florida residents per day

1

1

5/16

5/17

5/18

5/19

5/20

5/21

5/22

5/23

5/24

5/25

5/26

5/27

5/28

5/29

Florida residents

8

Non-Florida residents

0

Gender for Florida residents

Men

5

Women

3

Unknown

0

Age for Florida residents

Range

19 - 98

Median age

40

Race, ethnicity	Cases	Hospitalizations	Deaths
White	8100%	1100%	0N/A
Hispanic	225%	00%	0N/A
Non-Hispanic	675%	1100%	0N/A
Unknown ethnicity	00%	00%	0N/A
Black	00%	00%	0N/A
Hispanic	00%	00%	0N/A
Non-Hispanic	00%	00%	0N/A
Unknown ethnicity	00%	00%	0N/A
Other	00%	00%	0N/A
Hispanic	00%	00%	0N/A
Non-Hispanic	00%	00%	0N/A
Unknown ethnicity	00%	00%	0N/A
Unknown race	00%	00%	0N/A
Hispanic	00%	00%	0N/A
Non-Hispanic	00%	00%	0N/A
Unknown ethnicity	00%	00%	0N/A
Total	8	1	0

Hospitalization

counts include anyone who was hospitalized at some point during their illness. It does not reflect the number of people currently hospitalized.

Other race

includes any person with a race of American Indian/Alaskan native, Asian, native Hawaiian/Pacific Islander, or other.

Outcomes for Florida residents

Lafayette

Hospitalizations

1

(13% of all cases)

Deaths

0

(0% of all cases)

Statewide

Hospitalizations

10,113

(19% of all cases)

Deaths

2,447

(5% of all cases)

Cases in facility staff/residents

Lafayette

Long-term care

7

(88% of all cases)

Correctional

0

(0% of all cases)

Statewide

Long-term care

8,998

(17% of all cases)

Correctional

2,580

(5% of all cases)

Laboratory testing for Florida residents and non-Florida residents over the past 2 weeks

Number and percent of positive labs

These counts include the number of people for whom the department received laboratory results by day. This percent is the number of people who test positive for the first time divided by all the people tested that day, excluding people who have previously tested positive.

Date	Number of negatives	Percent positive	Number of positives
5/16	17	0.0%	0
5/17	3	0.0%	0
5/18	9	0.0%	0
5/19	26	0.0%	0
5/20	165	0.0%	0
5/21	5	16.7%	1
5/22	20	4.8%	1
5/23	7	0.0%	0
5/24	5	0.0%	0
5/25	6	0.0%	0
5/26	4	0.0%	0
5/27	3	0.0%	0
5/28	12	0.0%	0
5/29	1	0.0%	0

Emergency department (ED) chief complaint and admission data for Lafayette County

Daily percent of ED visits mentioning cough, fever, or shortness of breath

Daily percent of ED visits resulting in cough-associated admissions

Weekly count of ED visits for influenza-like illness

Weekly count of ED visits for COVID-like illness

The Electronic Surveillance System for the Early Notification of Community-Based Epidemics (ESSENCE-FL) includes chief complaint data from 211 of 212 Florida EDs. Data are transmitted electronically to ESSENCE-FL daily or hourly.

Coronavirus: summary for Lake County

Data for May 30, 2020 (verified at 10 AM)

Data in this report are provisional and subject to change.

Confirmed cases

Total cases

298

Florida residents

284

Non-Florida residents

14

Gender for Florida residents

Men

137

Women

147

Unknown

0

Age for Florida residents

Range

1 - 98

Median age

52

Cases confirmed in Florida residents per day

2

1

2

3

5

2

4

3

4

1

2

11

7

5/16

5/17

5/18

5/19

5/20

5/21

5/22

5/23

5/24

5/25

5/26

5/27

5/28

5/29

Date case confirmed

Race, ethnicity

Cases

Hospitalizations

Deaths

White

151

53%

39

56%

10

67%

Hispanic

23

8%

4

6%

2

13%

Non-Hispanic

126

44%

34

49%

8

53%

Unknown ethnicity

2

1%

1

1%

0

0%

Black

39

14%

7

10%

0

0%

Hispanic

1

0%

0

0%

0

0%

Non-Hispanic

38

13%

7

10%

0

0%

Unknown ethnicity

0

0%

0

0%

0

0%

Other

73

26%

22

31%

5

33%

Hispanic

50

18%

13

19%

3

20%

Non-Hispanic

21

7%

8

11%

2

13%

Unknown ethnicity

2

1%

1

1%

0

0%

Unknown race

21

7%

2

3%

0

0%

Hispanic

0

0%

0

0%

0

0%

Non-Hispanic

1

0%

0

0%

0

0%

Unknown ethnicity

20

7%

2

3%

0

0%

Total

284

70

15

Outcomes for Florida residents

Lake

Hospitalizations

70

(25% of all cases)

Deaths

15

(5% of all cases)

Statewide

Hospitalizations

10,113

(19% of all cases)

Deaths

2,447

(5% of all cases)

Cases in facility staff/residents

Lake

Long-term care

21

(7% of all cases)

Correctional

2

(1% of all cases)

Statewide

Long-term care

8,998

(17% of all cases)

Correctional

2,580

(5% of all cases)

Hospitalization counts include anyone who was hospitalized at some point during their illness. It does not reflect the number of people currently hospitalized.

Other race includes any person with a race of American Indian/Alaskan native, Asian, native Hawaiian/Pacific Islander, or other.

Laboratory testing for Florida residents and non-Florida residents over the past 2 weeks

Number and percent of positive labs

These counts include the number of people for whom the department received laboratory results by day. This percent is the number of people who test positive for the first time divided by all the people tested that day, excluding people who have previously tested positive.

1,445

238

417

910

542

500

434

304

422

245

260

307

451

260

0.1%

0.4%

0.5%

0.3%

0.9%

0.4%

0.9%

1.0%

0.0%

1.6%

0.4%

0.6%

2.4%

2.6%

2

1

2

3

5

2

4

3

0

4

1

2

11

7

5/16

5/17

5/18

5/19

5/20

5/21

5/22

5/23

5/24

5/25

5/26

5/27

5/28

5/29

Date (12:00 am to 11:59 pm)

Number of negatives

Percent positive

Number of positives

Emergency department (ED) chief complaint and admission data for Lake County

Daily percent of ED visits mentioning cough, fever, or shortness of breath

20%

15%

10%

5%

0%

3/1

3/8

3/15

3/22

3/29

4/5

4/12

4/19

4/26

5/3

5/10

5/17

5/24

Date

Daily percent of ED visits resulting in cough-associated admissions

4%

3%

2%

1%

0%

3/1

3/8

3/15

3/22

3/29

4/5

4/12

4/19

4/26

5/3

5/10

5/17

5/24

Date

Weekly count of ED vists for influenza-like illness

45

40

35

30

25

20

15

10

5

0

4/12

4/19

4/26

5/3

5/10

5/17

Week start date

Weekly count of ED vists for COVID-like illness

70

60

50

40

30

20

10

0

4/12

4/19

4/26

5/3

5/10

5/17

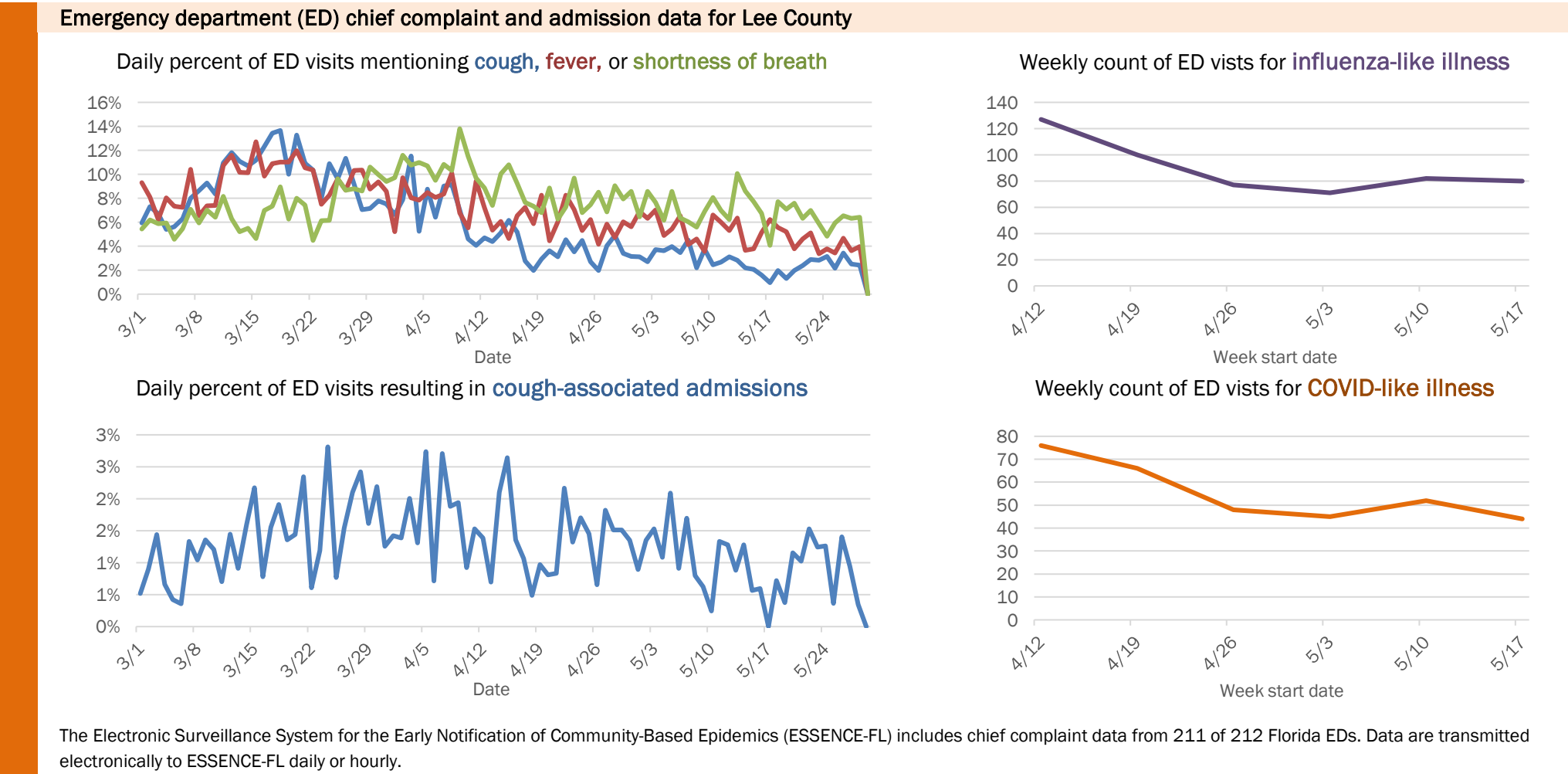
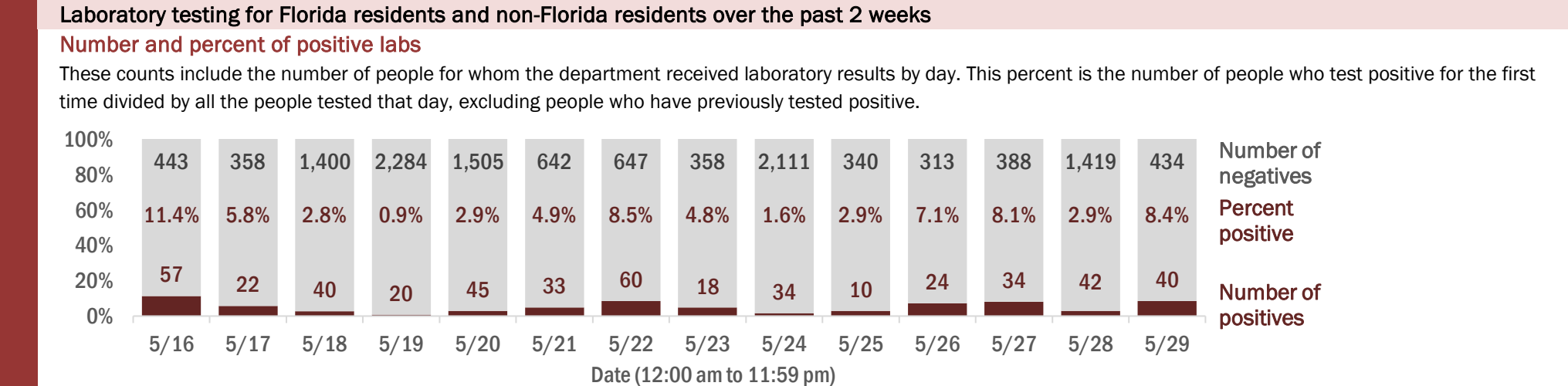
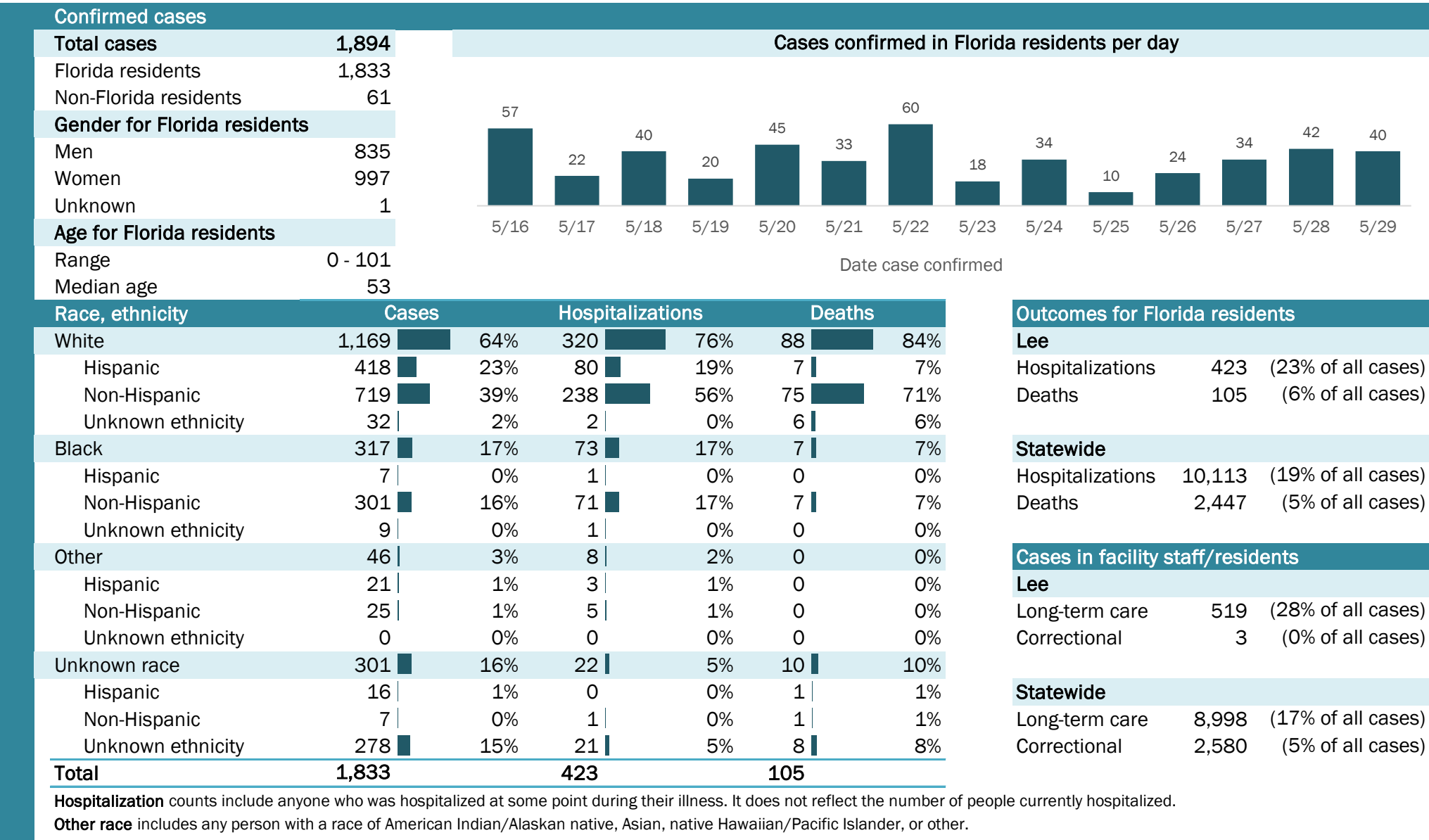
Week start date

The Electronic Surveillance System for the Early Notification of Community-Based Epidemics (ESSENCE-FL) includes chief complaint data from 211 of 212 Florida EDs. Data are transmitted electronically to ESSENCE-FL daily or hourly.

Coronavirus: summary for Lee County

Data for May 30, 2020 (verified at 10 AM)

Data in this report are provisional and subject to change.

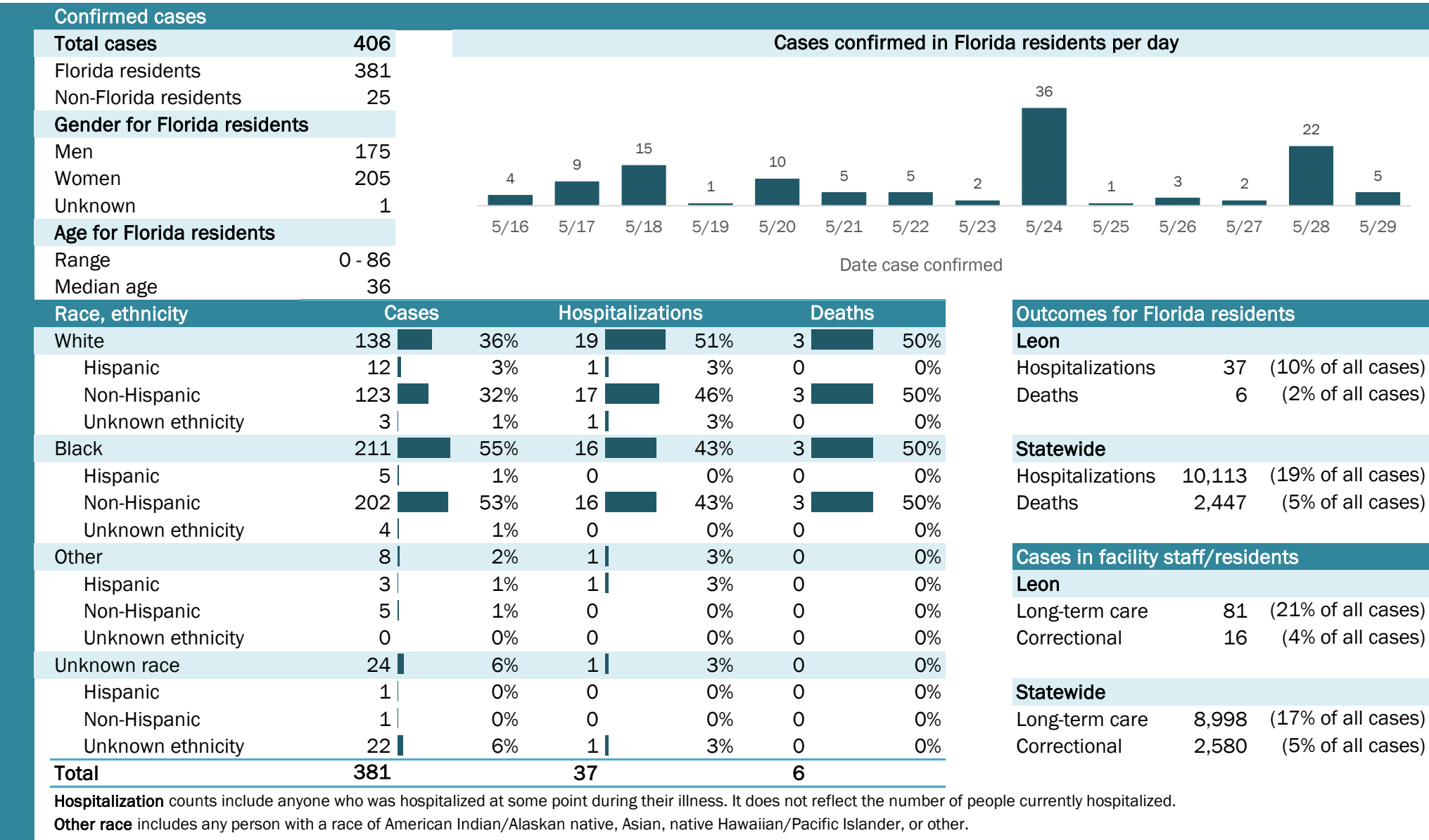


The Electronic Surveillance System for the Early Notification of Community-Based Epidemics (ESSENCE-FL) includes chief complaint data from 211 of 212 Florida EDs. Data are transmitted electronically to ESSENCE-FL daily or hourly.

Coronavirus: summary for Leon County

Data for May 30, 2020 (verified at 10 AM)

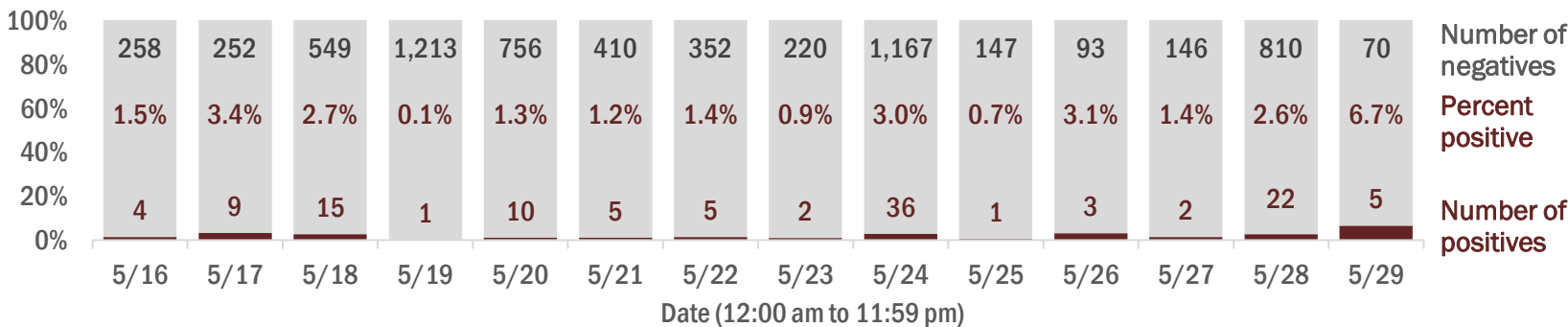
Data in this report are provisional and subject to change.



Laboratory testing for Florida residents and non-Florida residents over the past 2 weeks

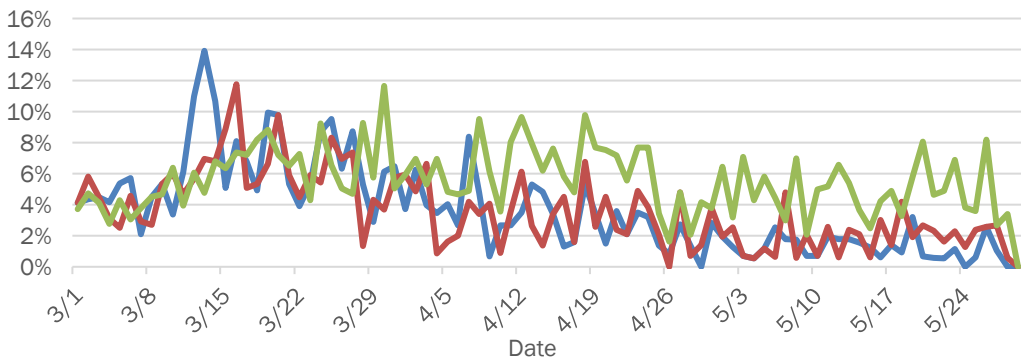
Number and percent of positive labs

These counts include the number of people for whom the department received laboratory results by day. This percent is the number of people who test positive for the first time divided by all the people tested that day, excluding people who have previously tested positive.

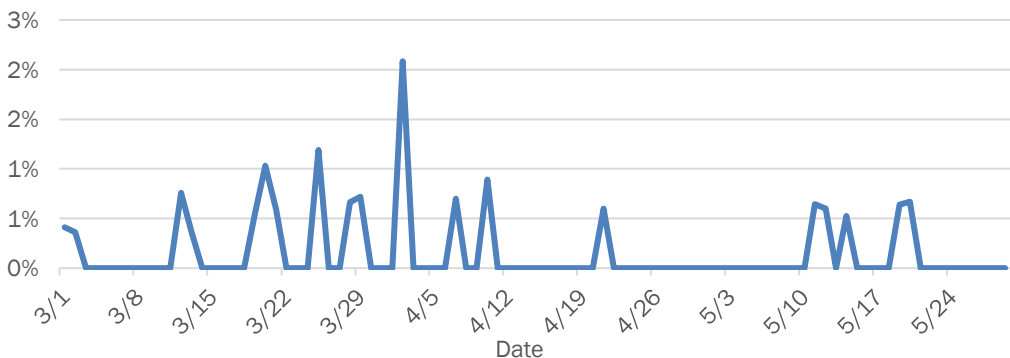


Emergency department (ED) chief complaint and admission data for Leon County

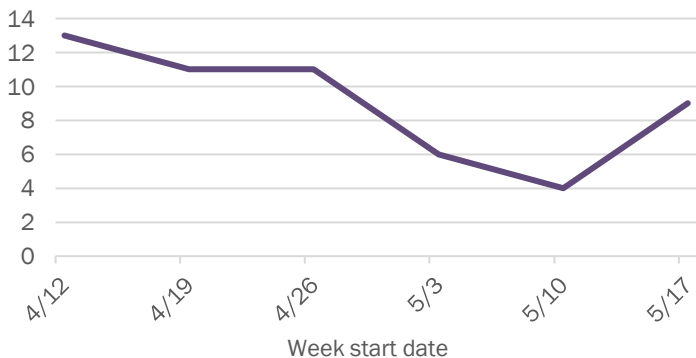
Daily percent of ED visits mentioning cough, fever, or shortness of breath



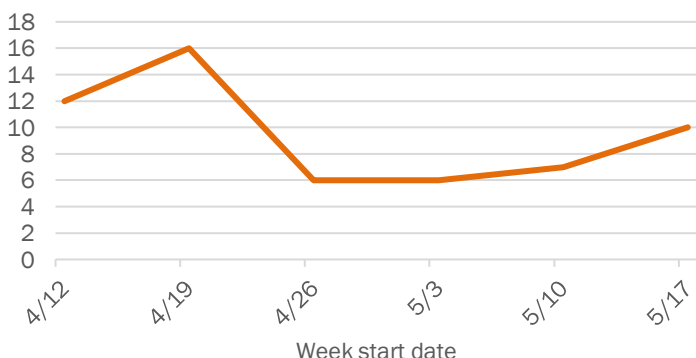
Daily percent of ED visits resulting in cough-associated admissions



Weekly count of ED visits for influenza-like illness



Weekly count of ED visits for COVID-like illness

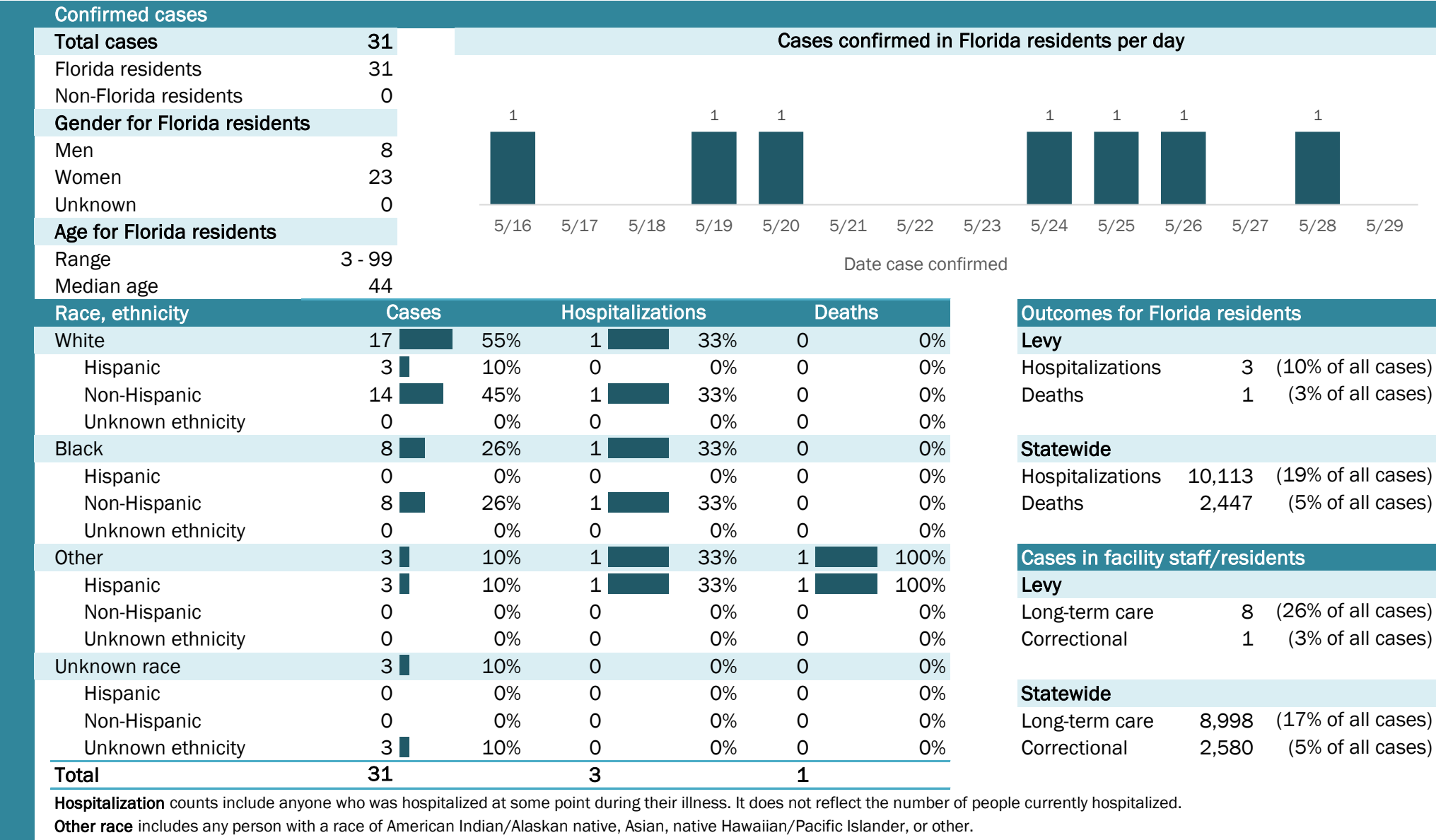


The Electronic Surveillance System for the Early Notification of Community-Based Epidemics (ESSENCE-FL) includes chief complaint data from 211 of 212 Florida EDs. Data are transmitted electronically to ESSENCE-FL daily or hourly.

Coronavirus: summary for Levy County

Data for May 30, 2020 (verified at 10 AM)

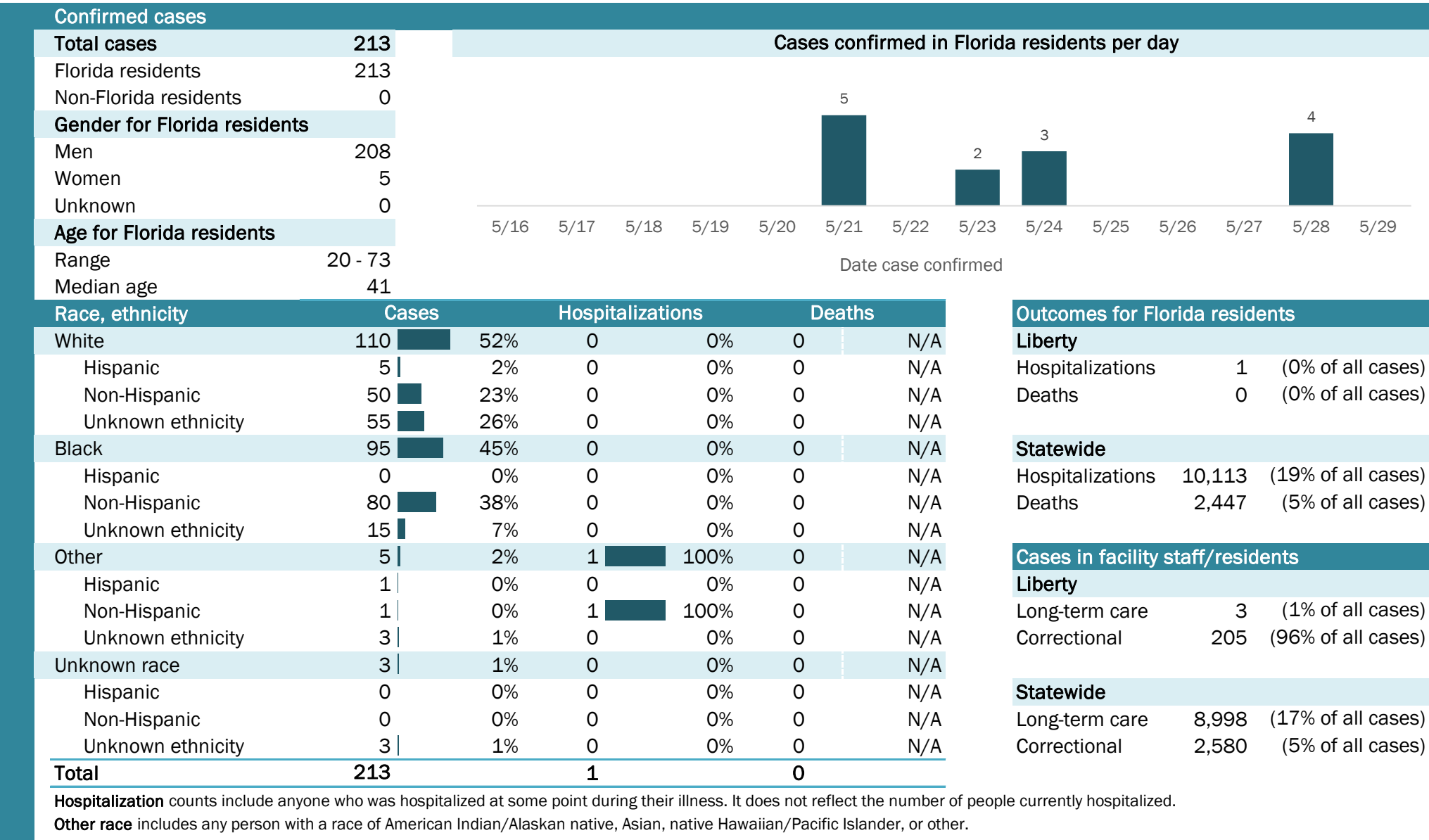
Data in this report are provisional and subject to change.



Coronavirus: summary for Liberty County

Data for May 30, 2020 (verified at 10 AM)

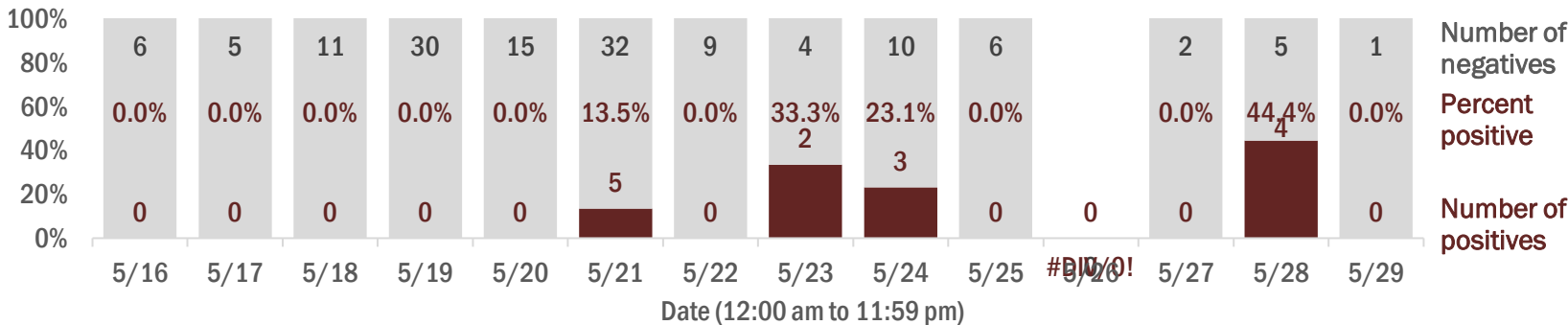
Data in this report are provisional and subject to change.



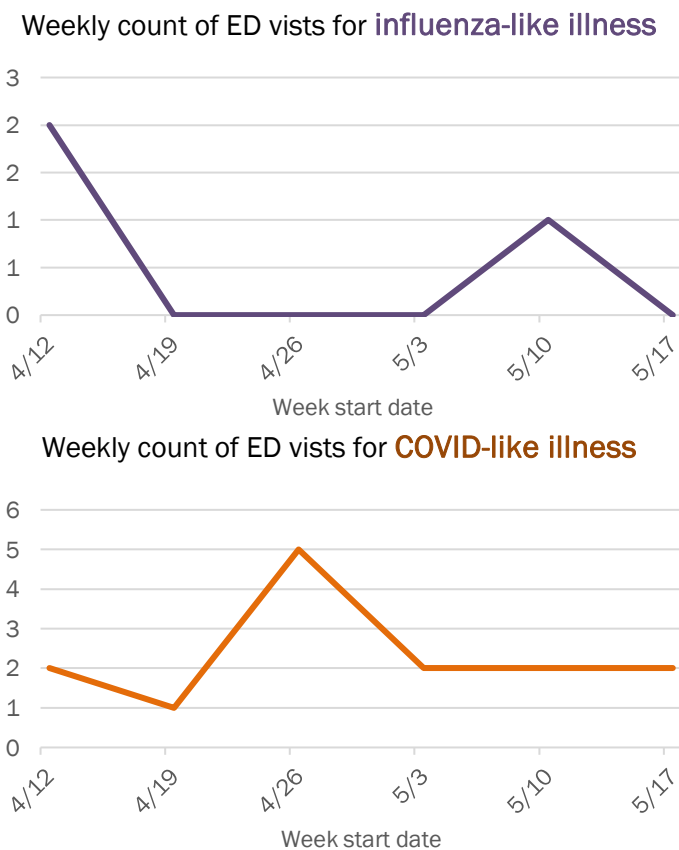
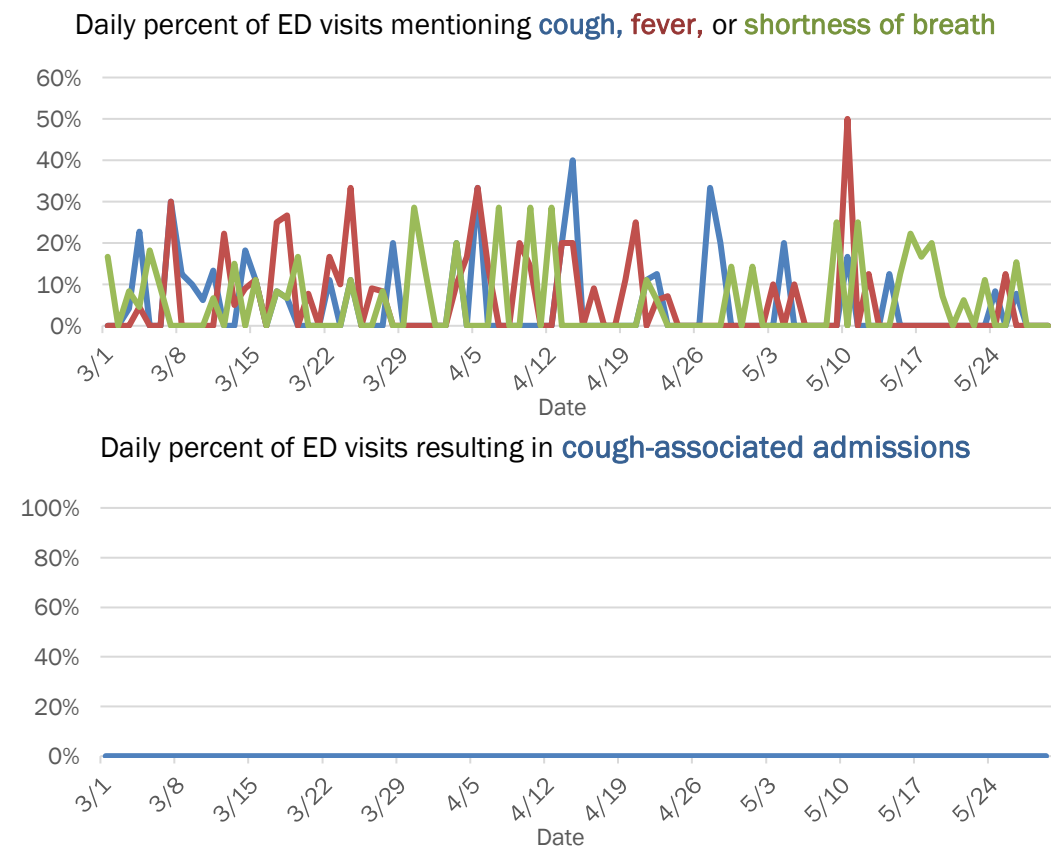
Laboratory testing for Florida residents and non-Florida residents over the past 2 weeks

Number and percent of positive labs

These counts include the number of people for whom the department received laboratory results by day. This percent is the number of people who test positive for the first time divided by all the people tested that day, excluding people who have previously tested positive.



Emergency department (ED) chief complaint and admission data for Liberty County

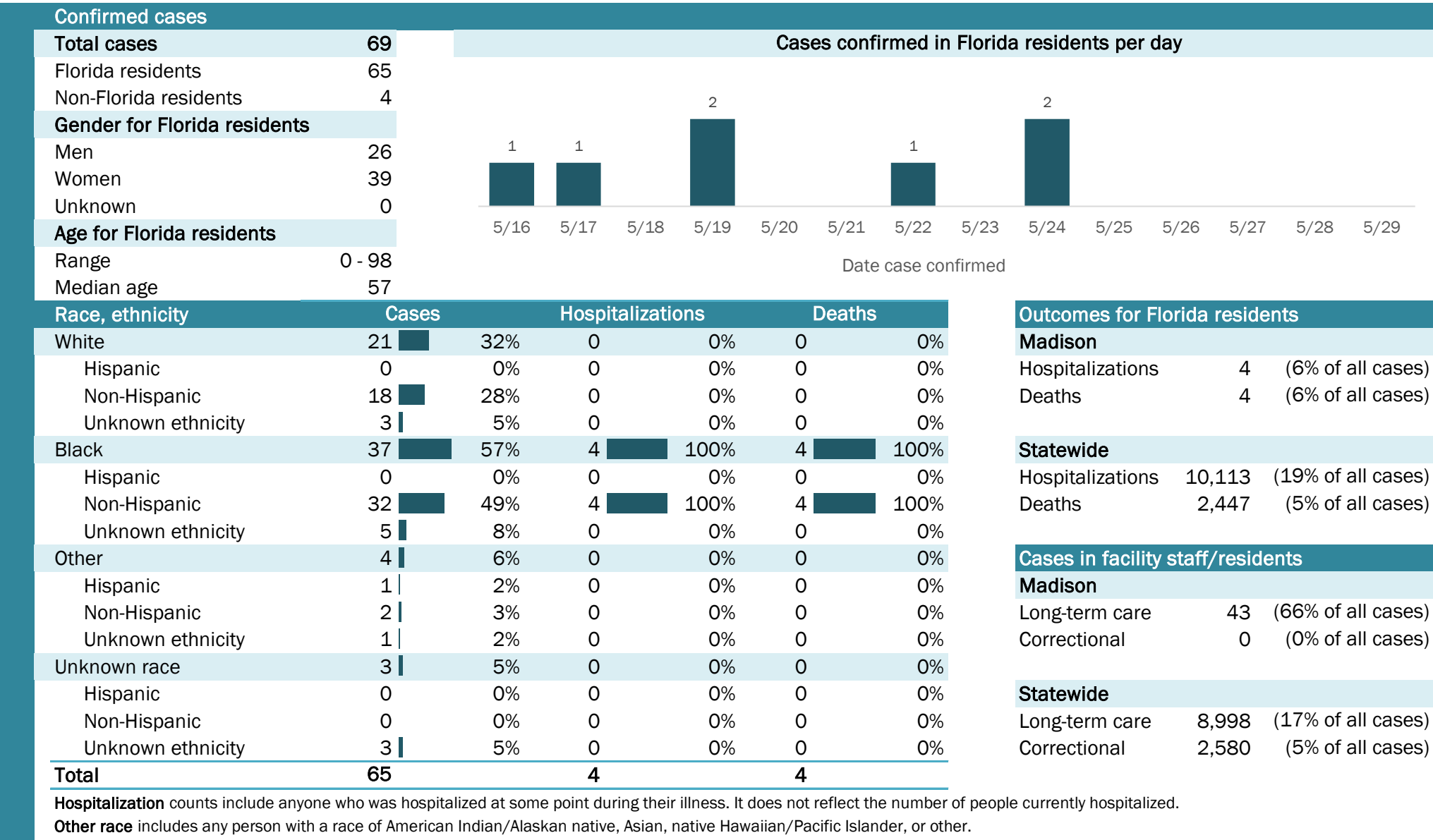


The Electronic Surveillance System for the Early Notification of Community-Based Epidemics (ESSENCE-FL) includes chief complaint data from 211 of 212 Florida EDs. Data are transmitted electronically to ESSENCE-FL daily or hourly.

Coronavirus: summary for Madison County

Data for May 30, 2020 (verified at 10 AM)

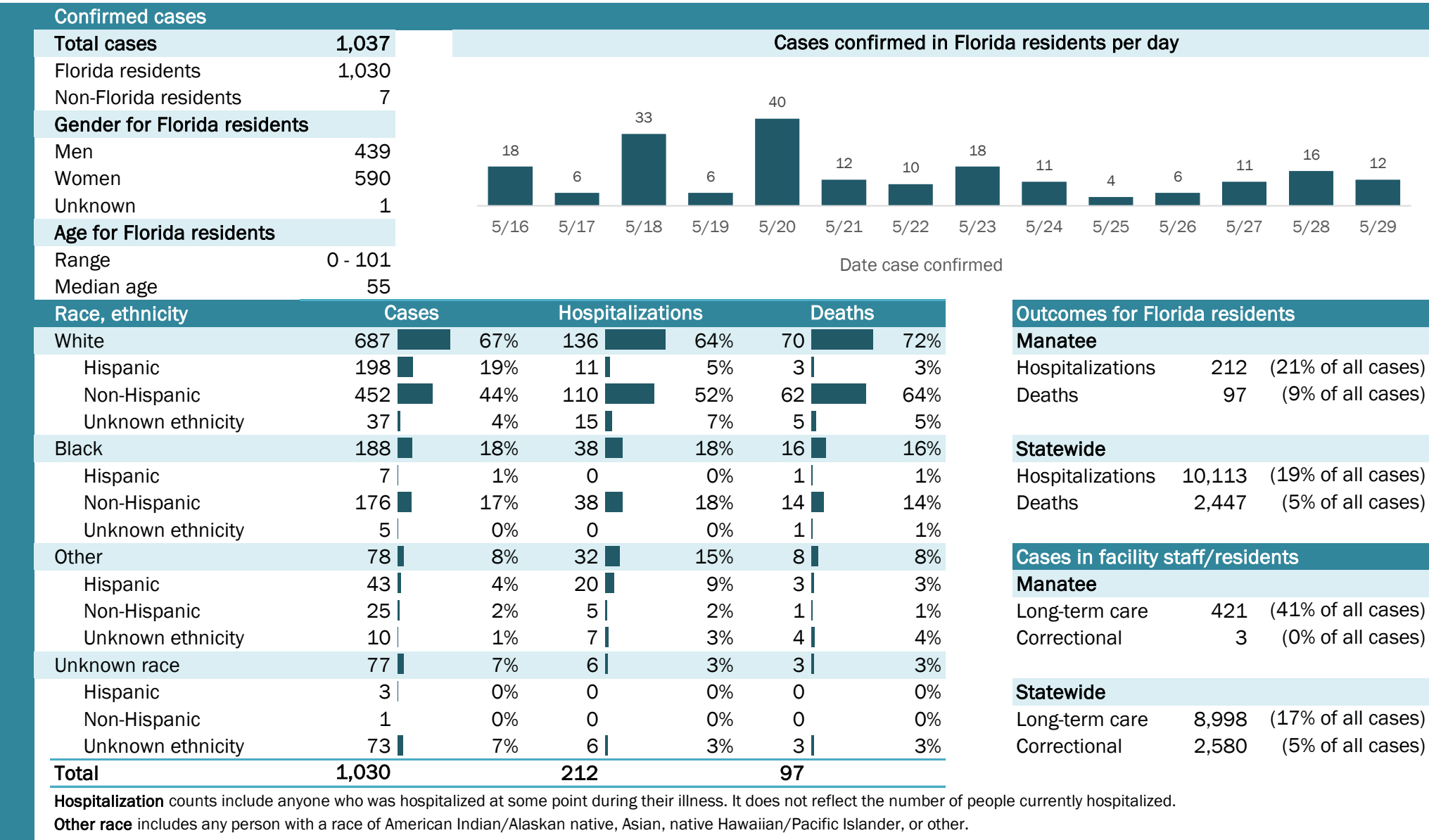
Data in this report are provisional and subject to change.



Coronavirus: summary for Manatee County

Data for May 30, 2020 (verified at 10 AM)

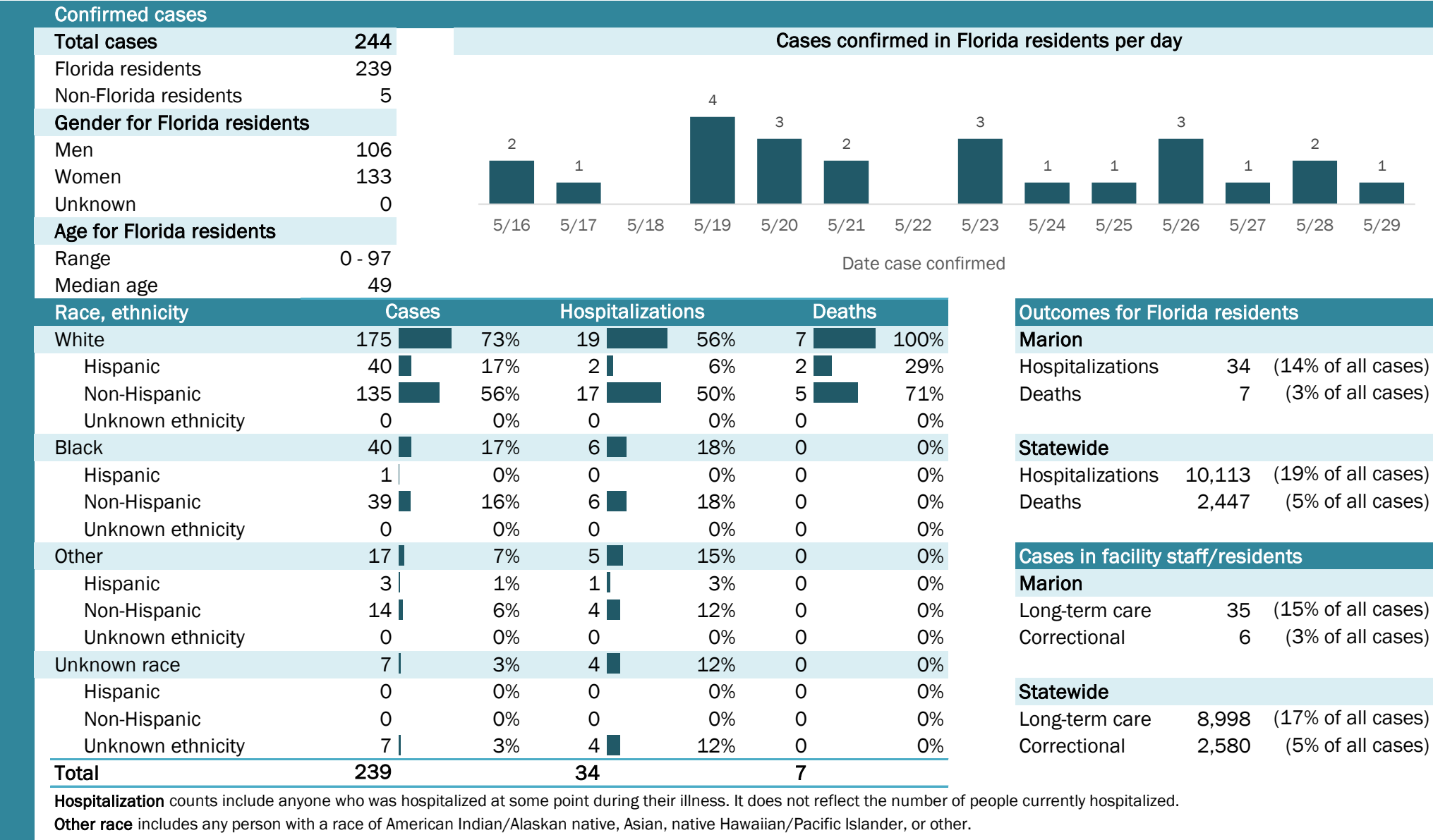
Data in this report are provisional and subject to change.



Coronavirus: summary for Marion County

Data for May 30, 2020 (verified at 10 AM)

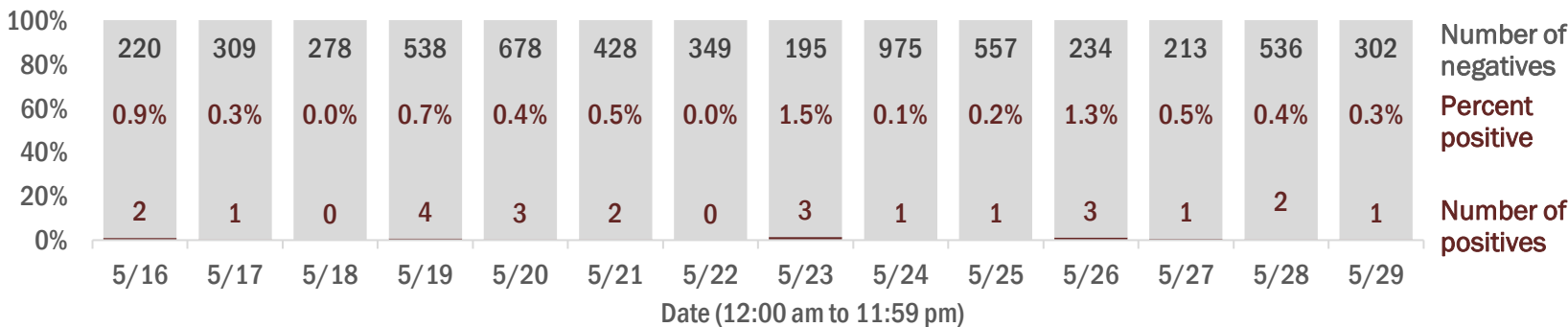
Data in this report are provisional and subject to change.



Laboratory testing for Florida residents and non-Florida residents over the past 2 weeks

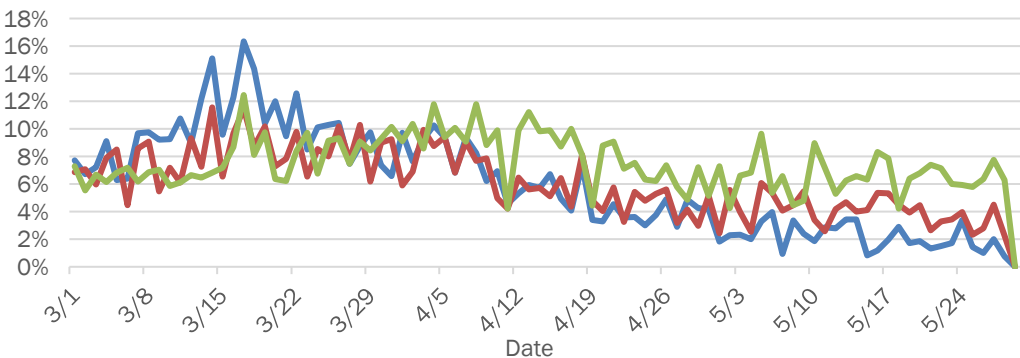
Number and percent of positive labs

These counts include the number of people for whom the department received laboratory results by day. This percent is the number of people who test positive for the first time divided by all the people tested that day, excluding people who have previously tested positive.

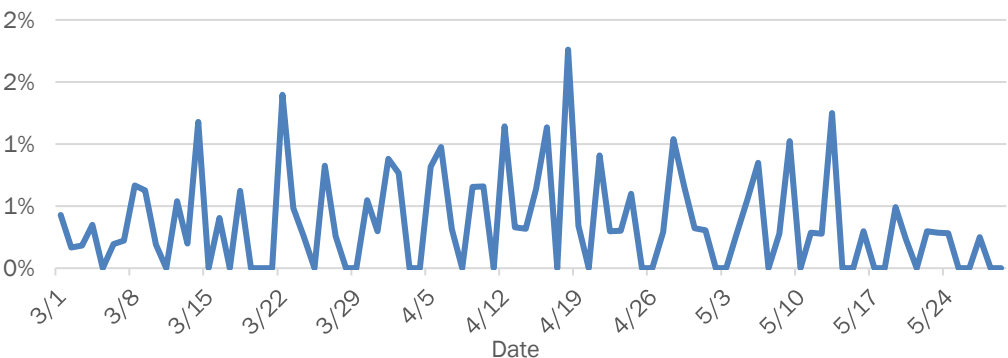


Emergency department (ED) chief complaint and admission data for Marion County

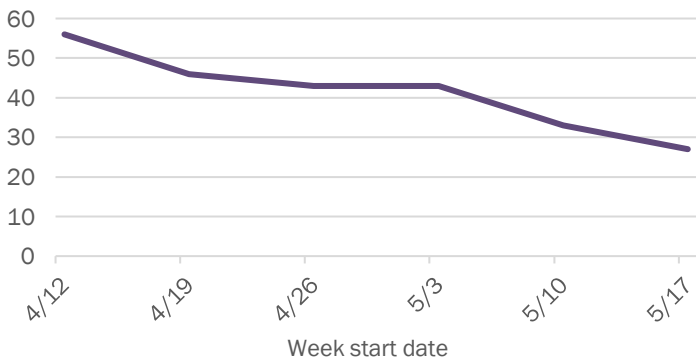
Daily percent of ED visits mentioning cough, fever, or shortness of breath



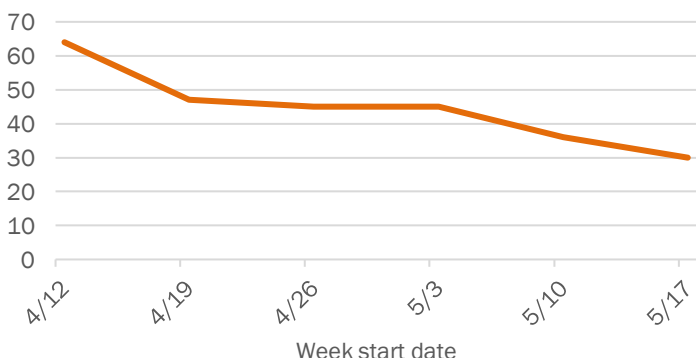
Daily percent of ED visits resulting in cough-associated admissions



Weekly count of ED visits for influenza-like illness



Weekly count of ED visits for COVID-like illness

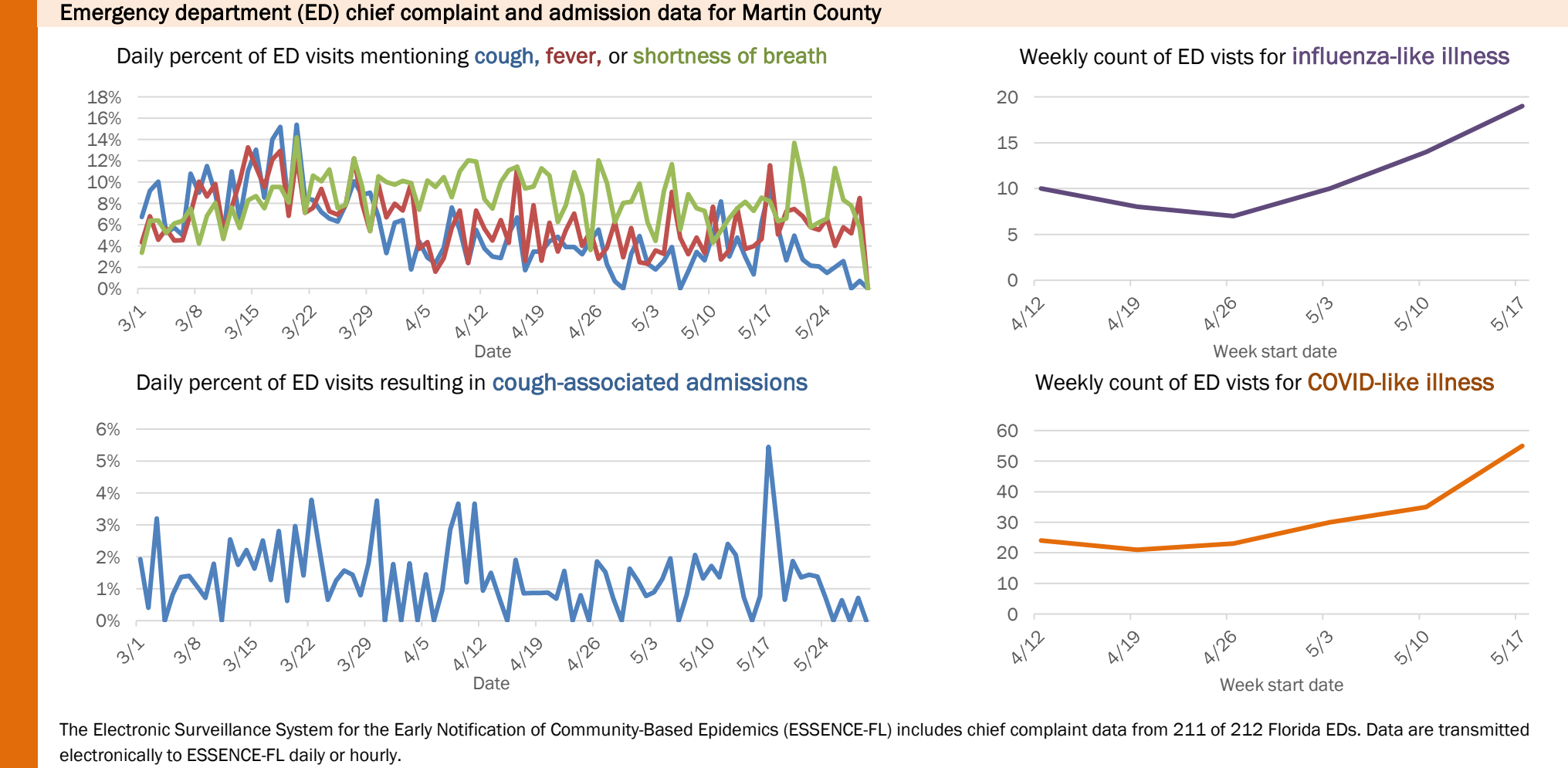
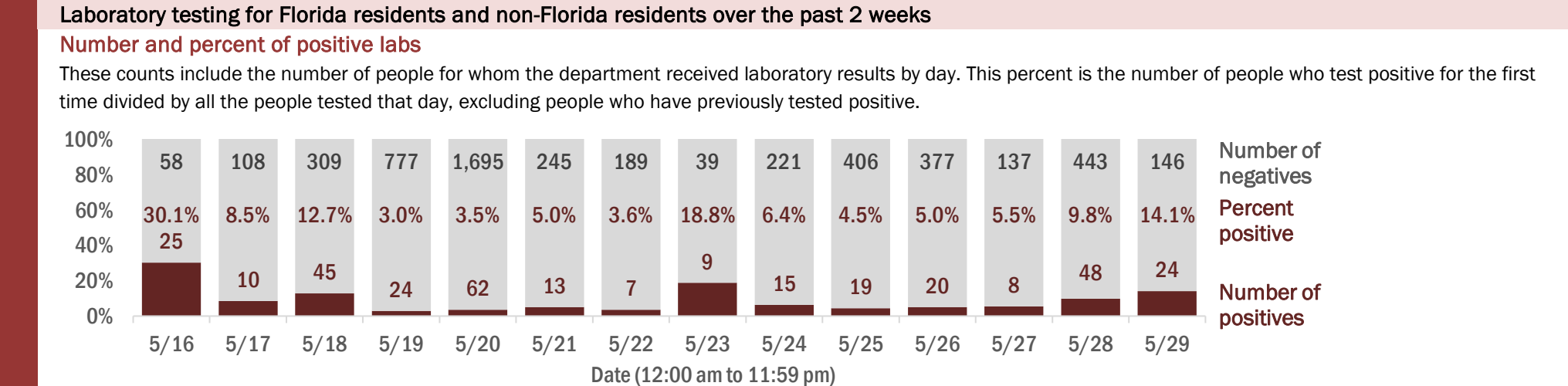
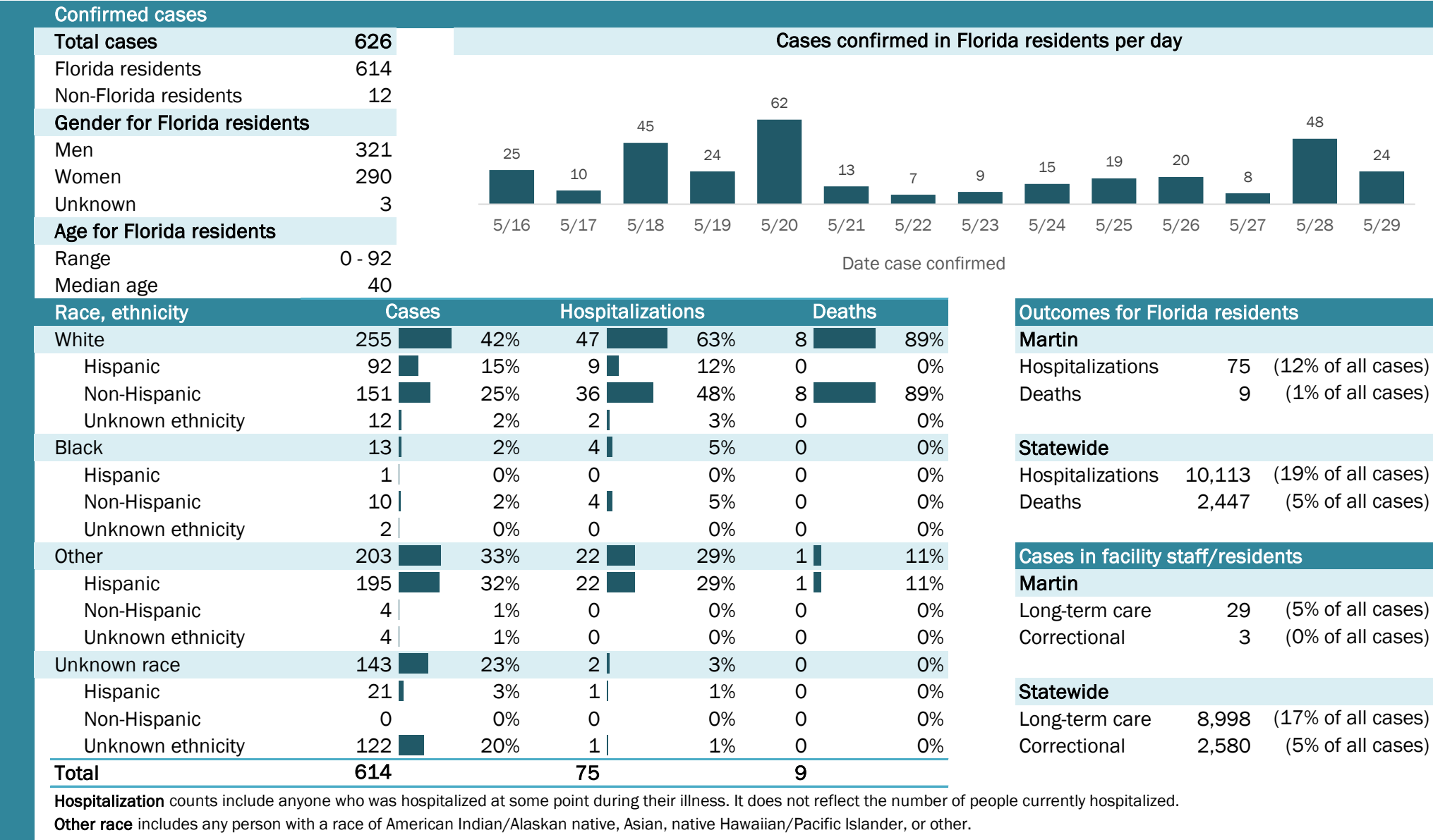


The Electronic Surveillance System for the Early Notification of Community-Based Epidemics (ESSENCE-FL) includes chief complaint data from 211 of 212 Florida EDs. Data are transmitted electronically to ESSENCE-FL daily or hourly.

Coronavirus: summary for Martin County

Data for May 30, 2020 (verified at 10 AM)

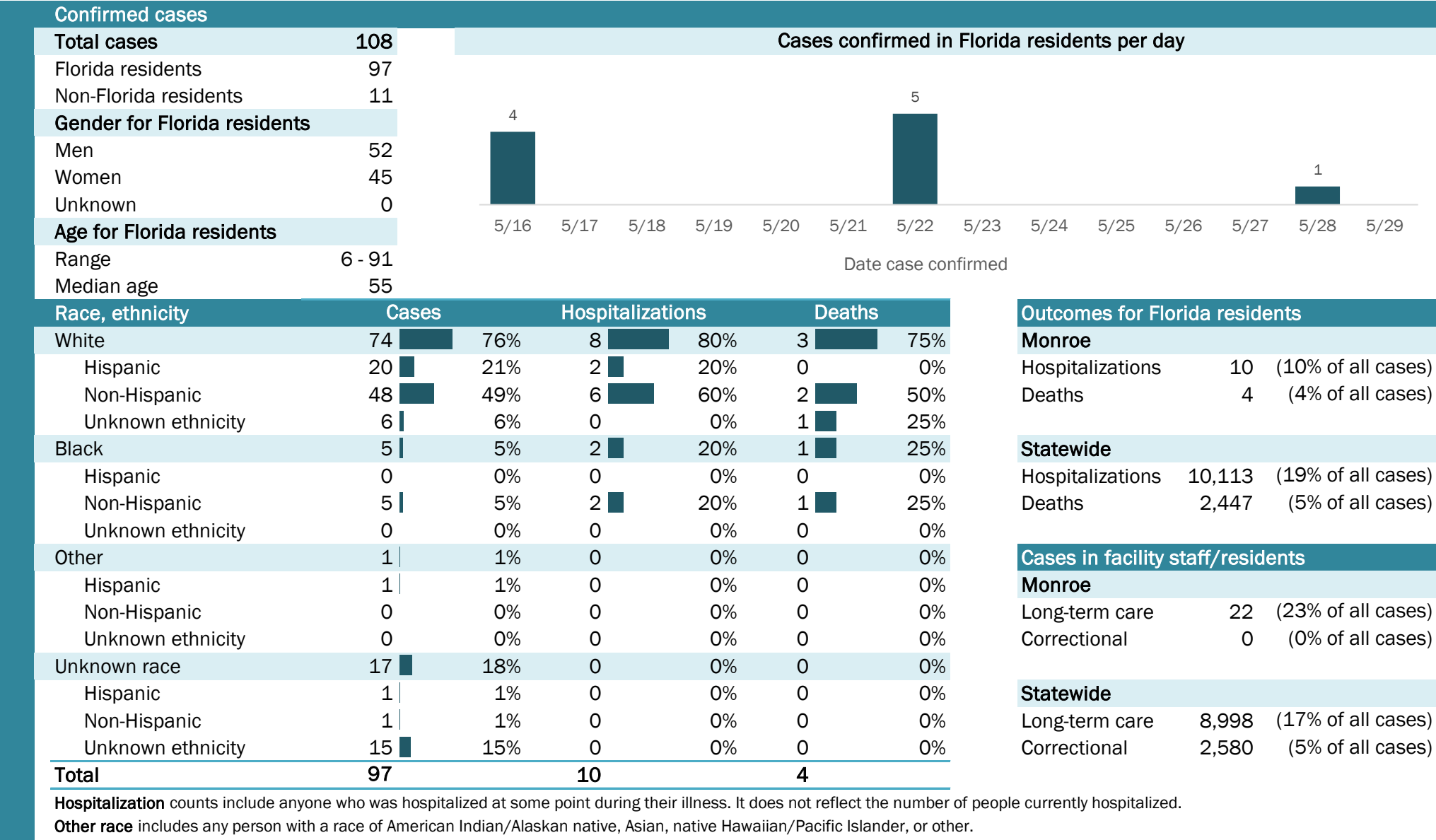
Data in this report are provisional and subject to change.



Coronavirus: summary for Monroe County

Data for May 30, 2020 (verified at 10 AM)

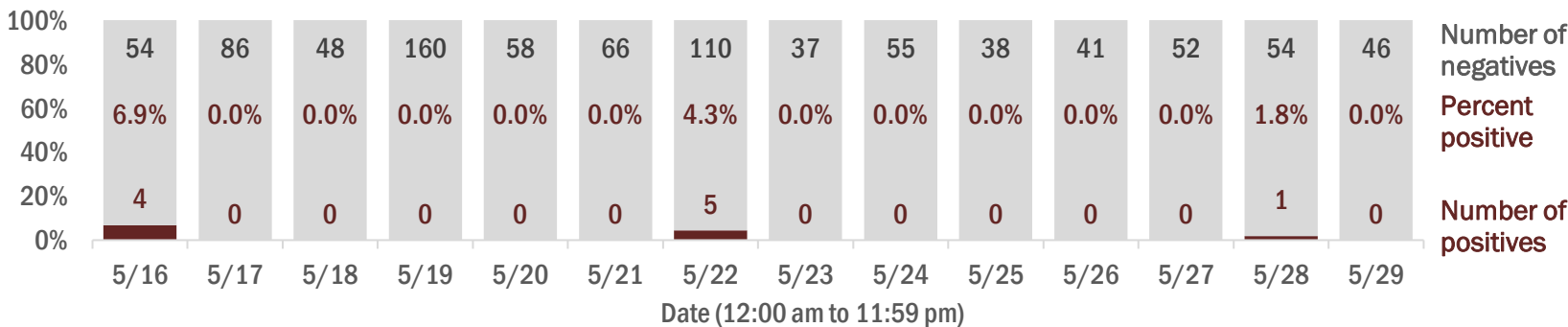
Data in this report are provisional and subject to change.



Laboratory testing for Florida residents and non-Florida residents over the past 2 weeks

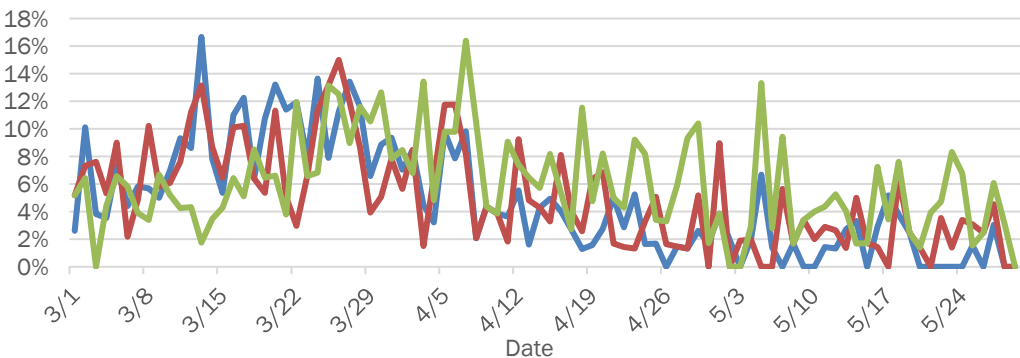
Number and percent of positive labs

These counts include the number of people for whom the department received laboratory results by day. This percent is the number of people who test positive for the first time divided by all the people tested that day, excluding people who have previously tested positive.

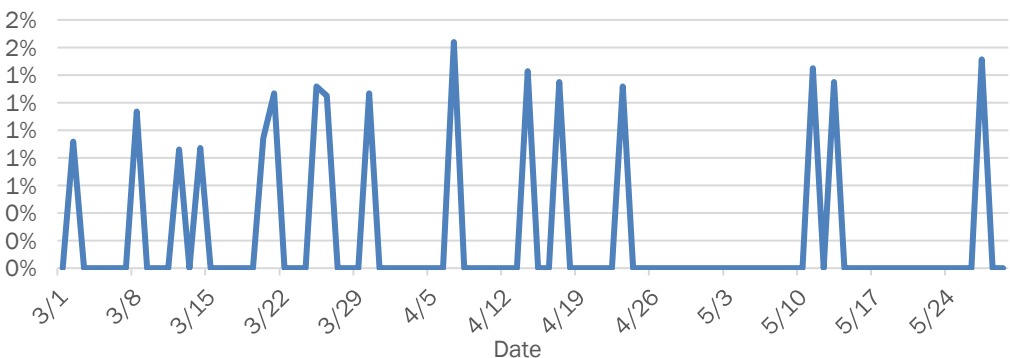


Emergency department (ED) chief complaint and admission data for Monroe County

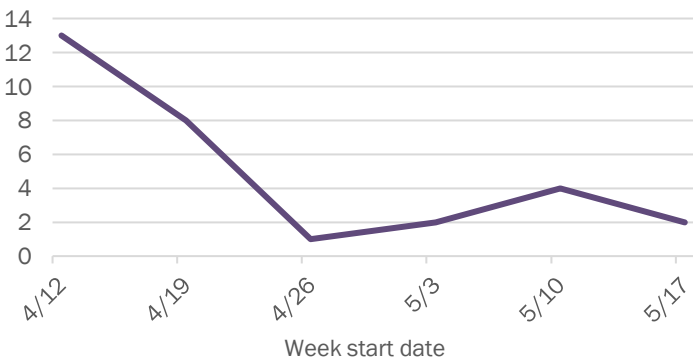
Daily percent of ED visits mentioning cough, fever, or shortness of breath



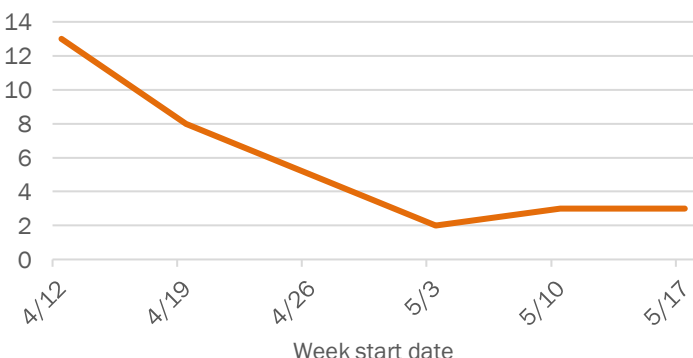
Daily percent of ED visits resulting in cough-associated admissions



Weekly count of ED visits for influenza-like illness



Weekly count of ED visits for COVID-like illness

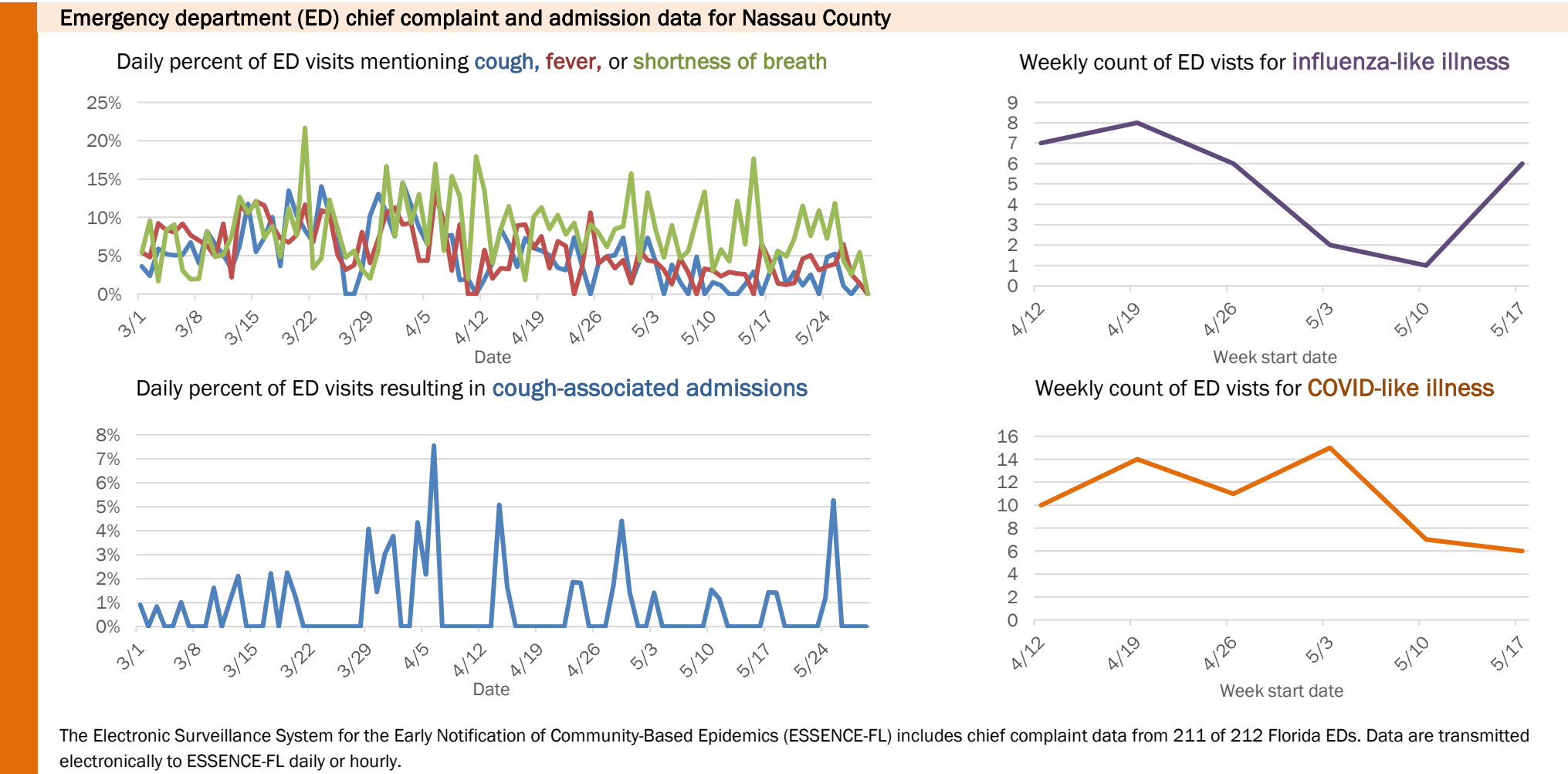
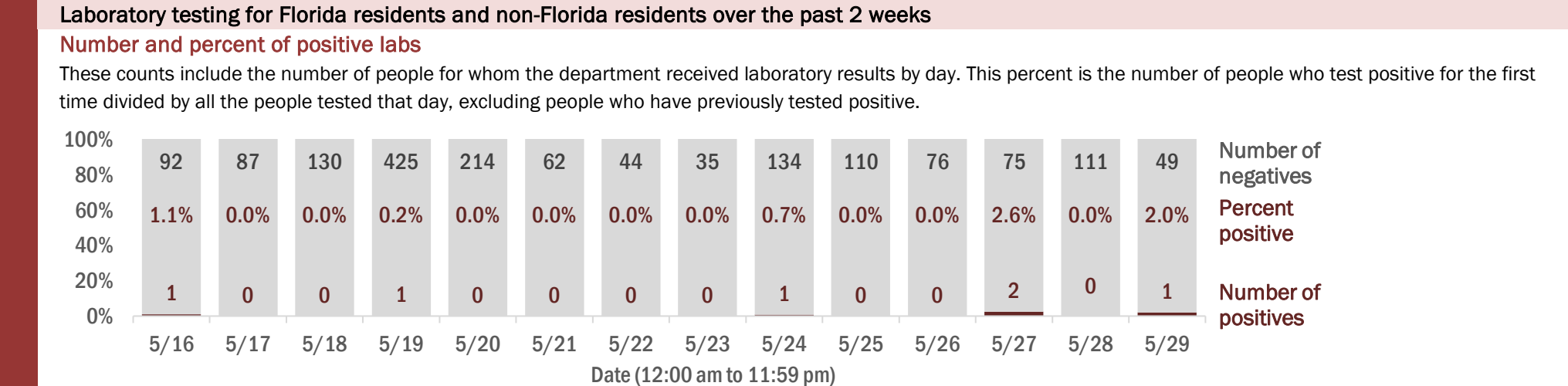
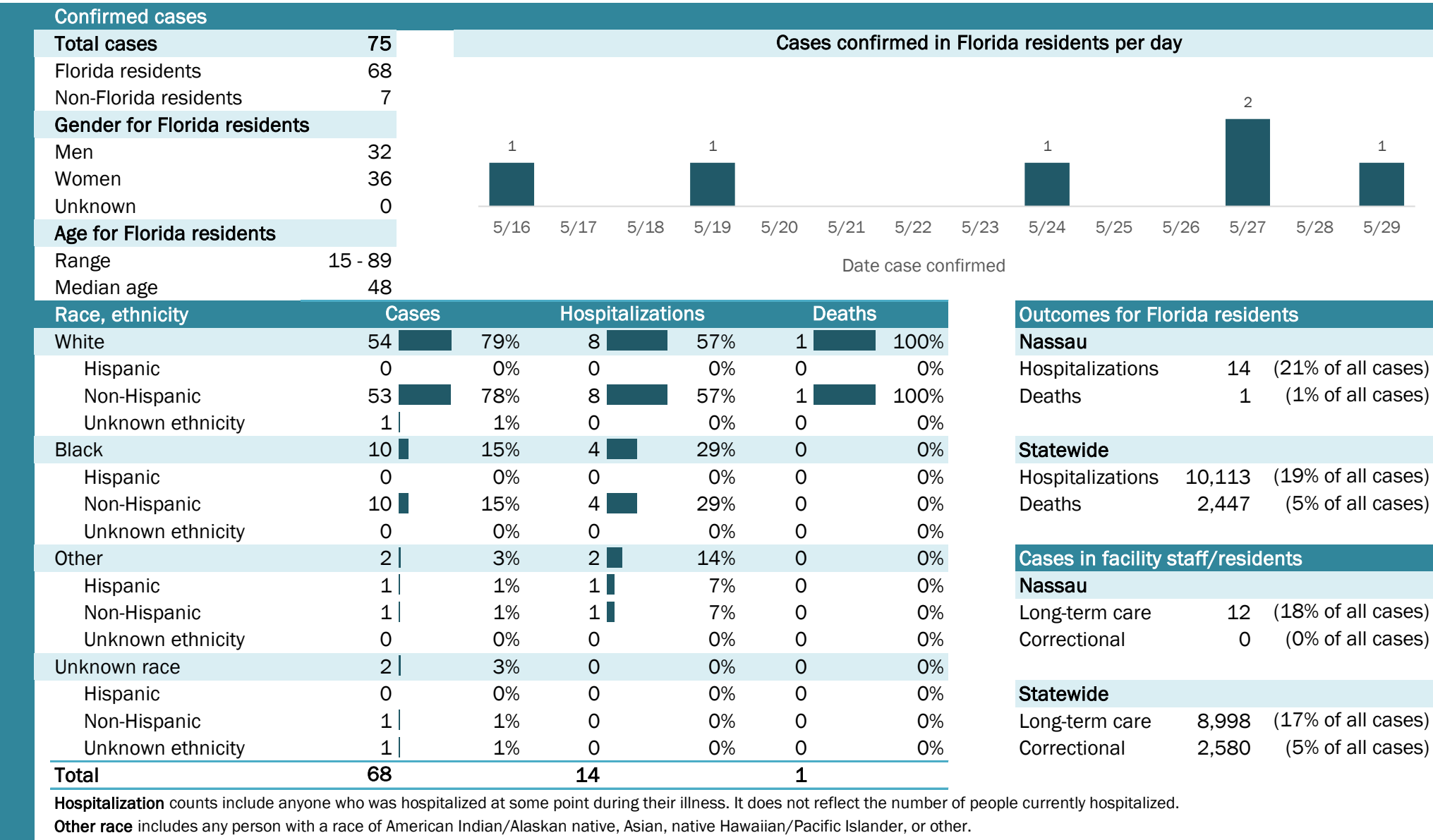


The Electronic Surveillance System for the Early Notification of Community-Based Epidemics (ESSENCE-FL) includes chief complaint data from 211 of 212 Florida EDs. Data are transmitted electronically to ESSENCE-FL daily or hourly.

Coronavirus: summary for Nassau County

Data for May 30, 2020 (verified at 10 AM)

Data in this report are provisional and subject to change.



Coronavirus: summary for Okaloosa County

Data for May 30, 2020 (verified at 10 AM)

Data in this report are provisional and subject to change.

Confirmed cases

Total cases

212

Florida residents

204

Non-Florida residents

8

Gender for Florida residents

Men

94

Women

110

Unknown

0

Age for Florida residents

Range

0 - 96

Median age

55

Cases confirmed in Florida residents per day

1

1

3

1

2

6

1

1

4

2

8

3

5/16

5/17

5/18

5/19

5/20

5/21

5/22

5/23

5/24

5/25

5/26

5/27

5/28

5/29

Date case confirmed

Race, ethnicity	Cases	Hospitalizations	Deaths
White	15676%	2158%	583%
Hispanic	3015%	514%	00%
Non-Hispanic	12662%	1644%	583%
Unknown ethnicity	00%	00%	00%
Black	3216%	1336%	117%
Hispanic	31%	00%	00%
Non-Hispanic	2914%	1336%	117%
Unknown ethnicity	00%	00%	00%
Other	157%	26%	00%
Hispanic	42%	13%	00%
Non-Hispanic	115%	13%	00%
Unknown ethnicity	00%	00%	00%
Unknown race	10%	00%	00%
Hispanic	00%	00%	00%
Non-Hispanic	00%	00%	00%
Unknown ethnicity	10%	00%	00%
Total	204	36	6

Hospitalization

counts include anyone who was hospitalized at some point during their illness. It does not reflect the number of people currently hospitalized.

Other race

includes any person with a race of American Indian/Alaskan native, Asian, native Hawaiian/Pacific Islander, or other.

Outcomes for Florida residents

Okaloosa

Hospitalizations

36

(18% of all cases)

Deaths

6

(3% of all cases)

Statewide

Hospitalizations

10,113

(19% of all cases)

Deaths

2,447

(5% of all cases)

Cases in facility staff/residents

Okaloosa

Long-term care

33

(16% of all cases)

Correctional

1

(0% of all cases)

Statewide

Long-term care

8,998

(17% of all cases)

Correctional

2,580

(5% of all cases)

Laboratory testing for Florida residents and non-Florida residents over the past 2 weeks

Number and percent of positive labs

These counts include the number of people for whom the department received laboratory results by day. This percent is the number of people who test positive for the first time divided by all the people tested that day, excluding people who have previously tested positive.

100%
80%
60%
40%
20%
0%

90

71

158

536

631

912

972

52

239

104

55

94

162

83

0.0%

1.4%

0.6%

0.6%

0.2%

0.2%

0.6%

1.9%

0.0%

1.0%

6.8%

2.1%

4.7%

3.5%

0

1

1

3

1

2

6

1

0

1

4

2

8

3

5/16

5/17

5/18

5/19

5/20

5/21

5/22

5/23

5/24

5/25

5/26

5/27

5/28

5/29

Number of negatives

Percent positive

Number of positives

Date (12:00 am to 11:59 pm)

Emergency department (ED) chief complaint and admission data for Okaloosa County

Daily percent of ED visits mentioning cough, fever, or shortness of breath

16%
14%
12%
10%
8%
6%
4%
2%
0%

3/1

3/8

3/15

3/22

3/29

4/5

4/12

4/19

4/26

5/3

5/10

5/17

5/24

Date

Daily percent of ED visits resulting in cough-associated admissions

2%
2%
1%
1%
0%
0%

3/1

3/8

3/15

3/22

3/29

4/5

4/12

4/19

4/26

5/3

5/10

5/17

5/24

Date

Weekly count of ED visits for influenza-like illness

25
20
15
10
5
0

4/12

4/19

4/26

5/3

5/10

5/17

Week start date

Weekly count of ED visits for COVID-like illness

25
20
15
10
5
0

4/12

4/19

4/26

5/3

5/10

5/17

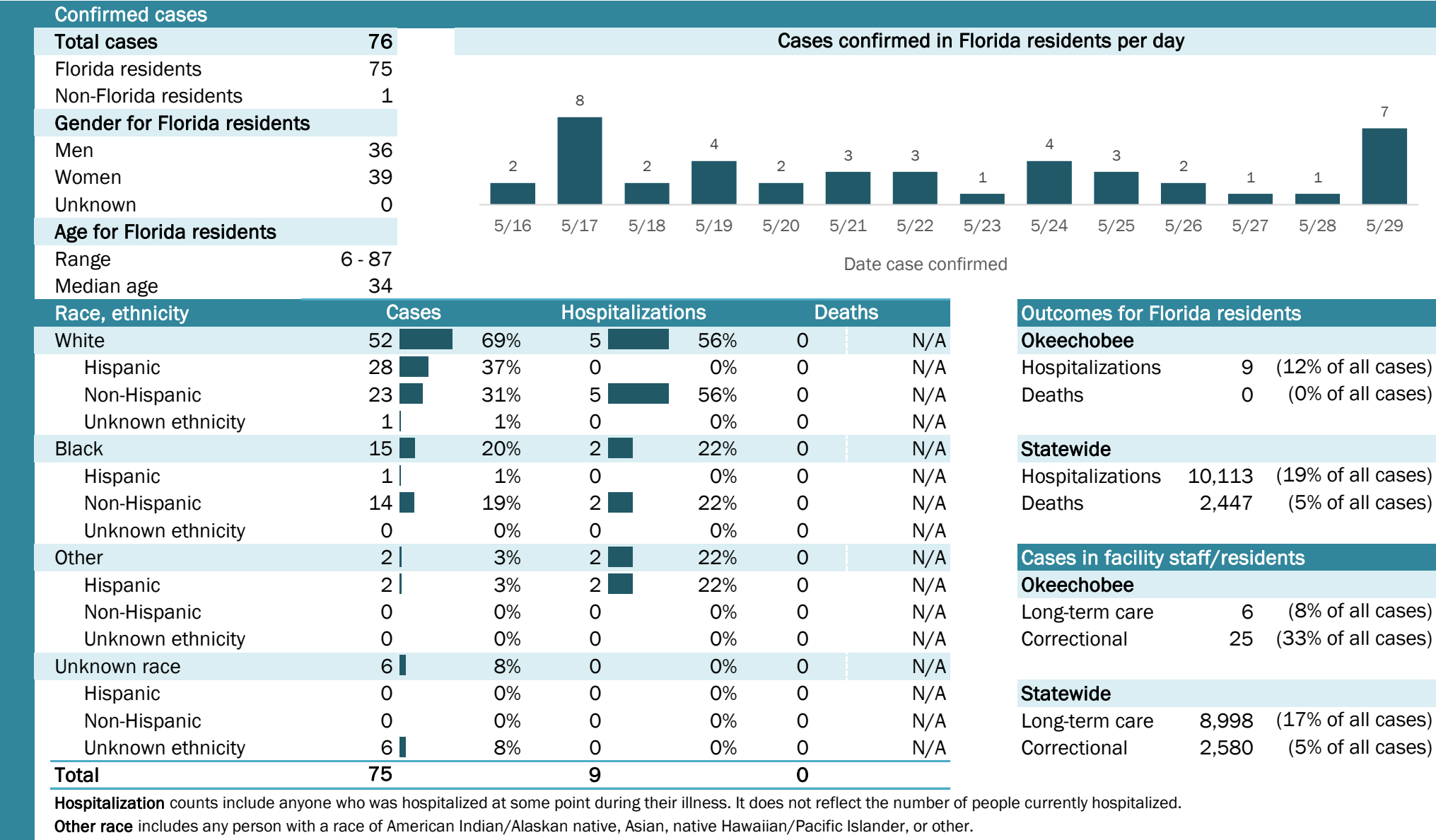
Week start date

The Electronic Surveillance System for the Early Notification of Community-Based Epidemics (ESSENCE-FL) includes chief complaint data from 211 of 212 Florida EDs. Data are transmitted electronically to ESSENCE-FL daily or hourly.

Coronavirus: summary for Okeechobee County

Data for May 30, 2020 (verified at 10 AM)

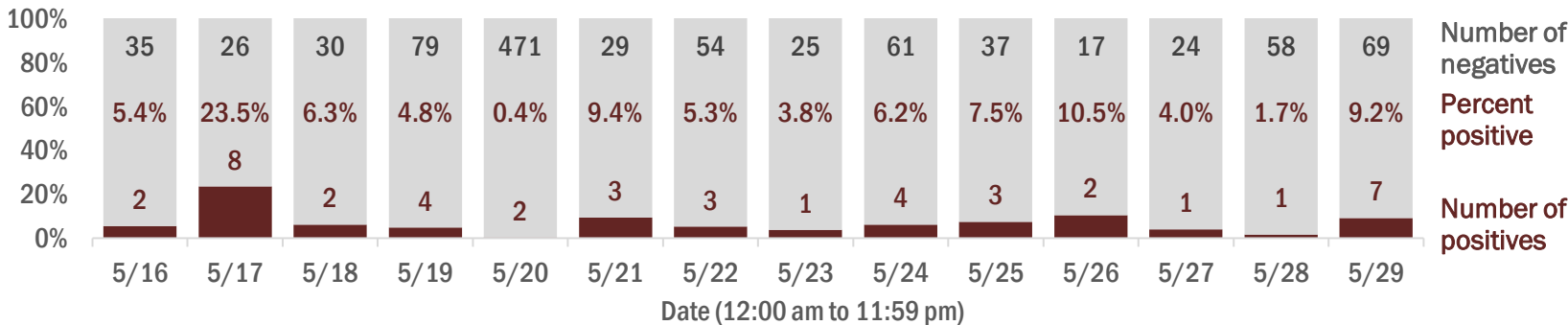
Data in this report are provisional and subject to change.



Laboratory testing for Florida residents and non-Florida residents over the past 2 weeks

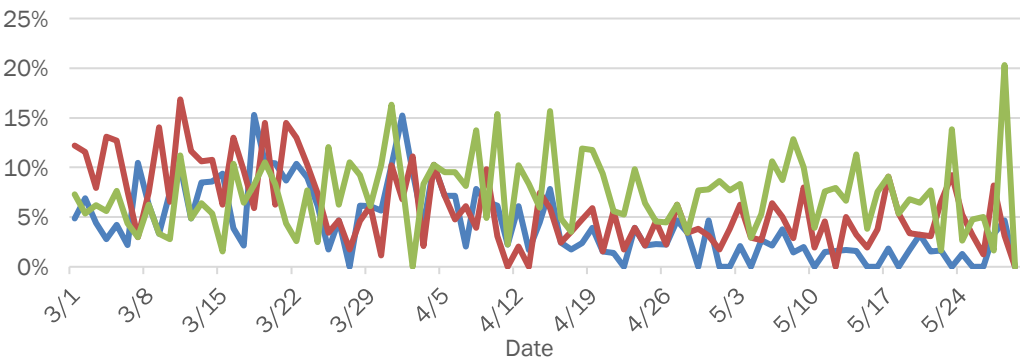
Number and percent of positive labs

These counts include the number of people for whom the department received laboratory results by day. This percent is the number of people who test positive for the first time divided by all the people tested that day, excluding people who have previously tested positive.

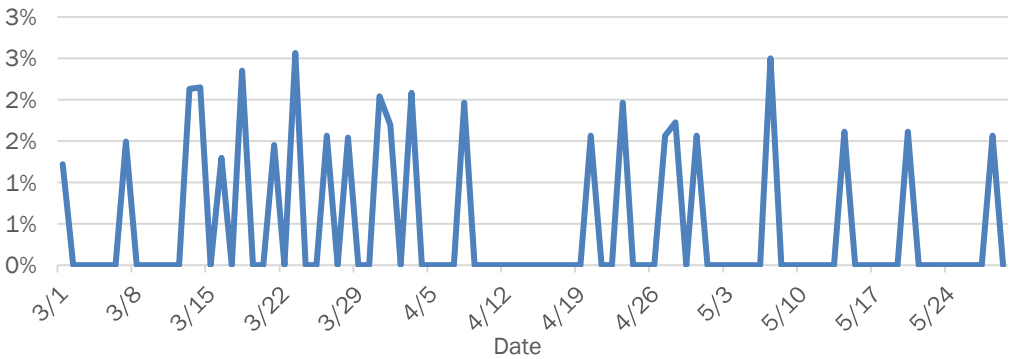


Emergency department (ED) chief complaint and admission data for Okeechobee County

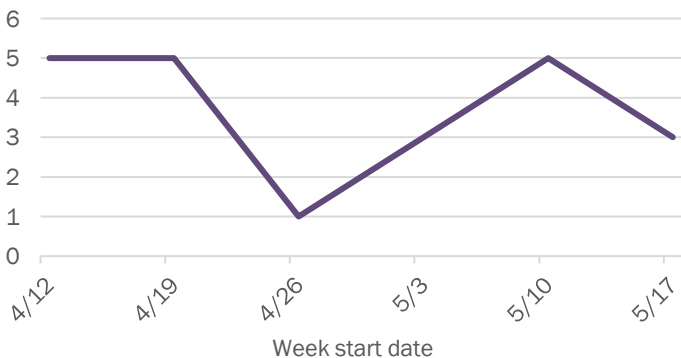
Daily percent of ED visits mentioning cough, fever, or shortness of breath



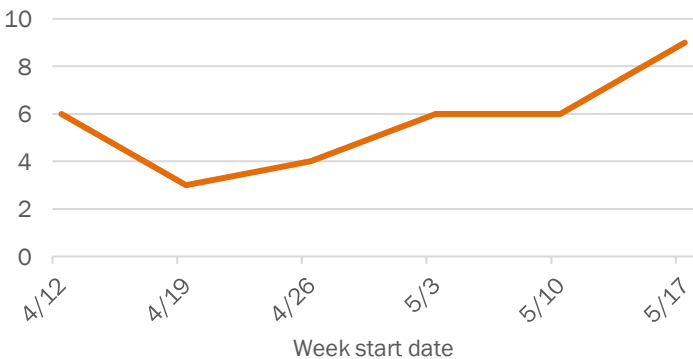
Daily percent of ED visits resulting in cough-associated admissions



Weekly count of ED visits for influenza-like illness



Weekly count of ED visits for COVID-like illness

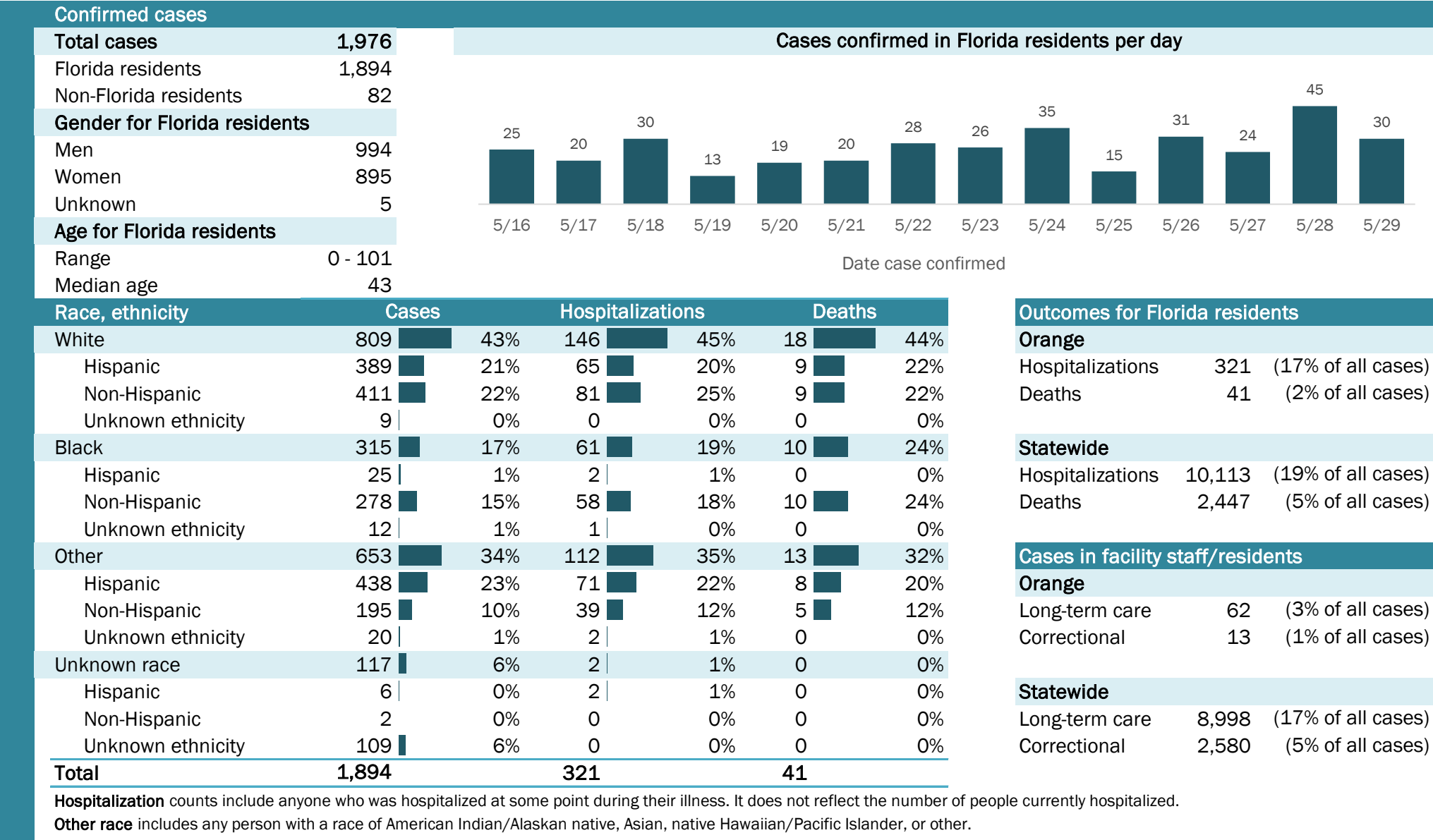


The Electronic Surveillance System for the Early Notification of Community-Based Epidemics (ESSENCE-FL) includes chief complaint data from 211 of 212 Florida EDs. Data are transmitted electronically to ESSENCE-FL daily or hourly.

Coronavirus: summary for Orange County

Data for May 30, 2020 (verified at 10 AM)

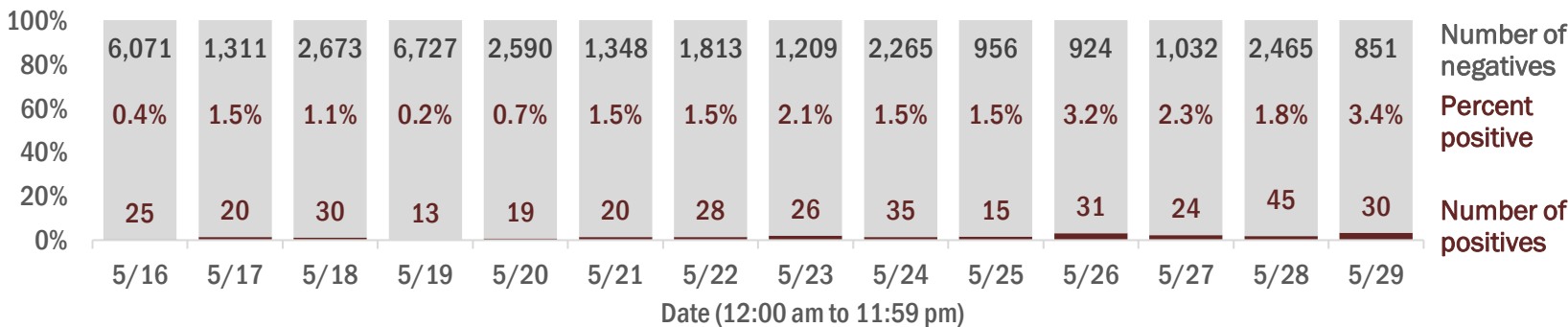
Data in this report are provisional and subject to change.



Laboratory testing for Florida residents and non-Florida residents over the past 2 weeks

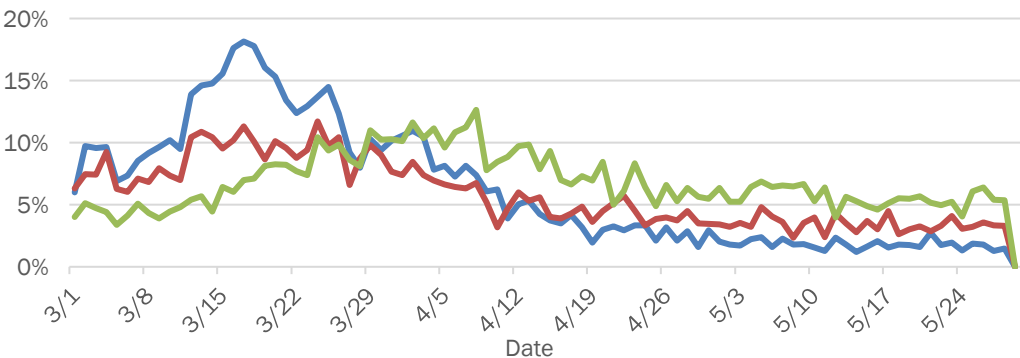
Number and percent of positive labs

These counts include the number of people for whom the department received laboratory results by day. This percent is the number of people who test positive for the first time divided by all the people tested that day, excluding people who have previously tested positive.

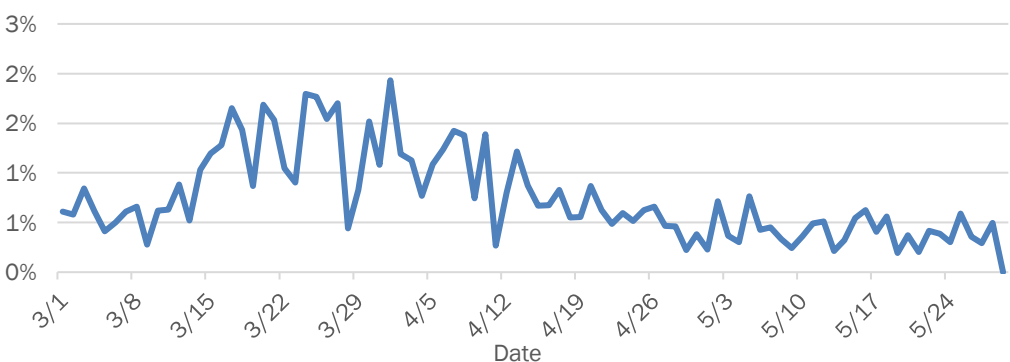


Emergency department (ED) chief complaint and admission data for Orange County

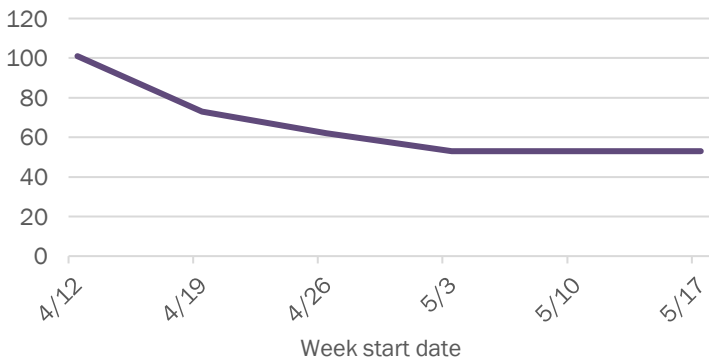
Daily percent of ED visits mentioning cough, fever, or shortness of breath



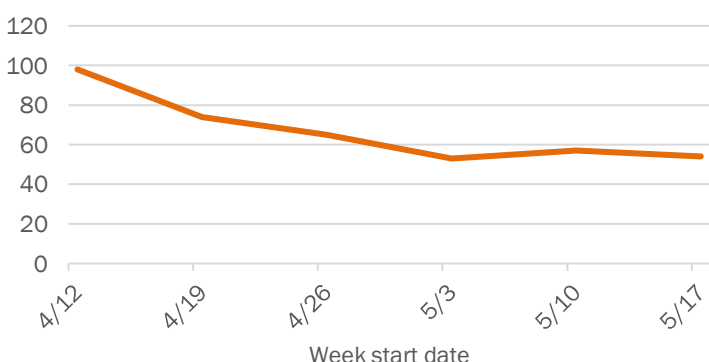
Daily percent of ED visits resulting in cough-associated admissions



Weekly count of ED visits for influenza-like illness



Weekly count of ED visits for COVID-like illness

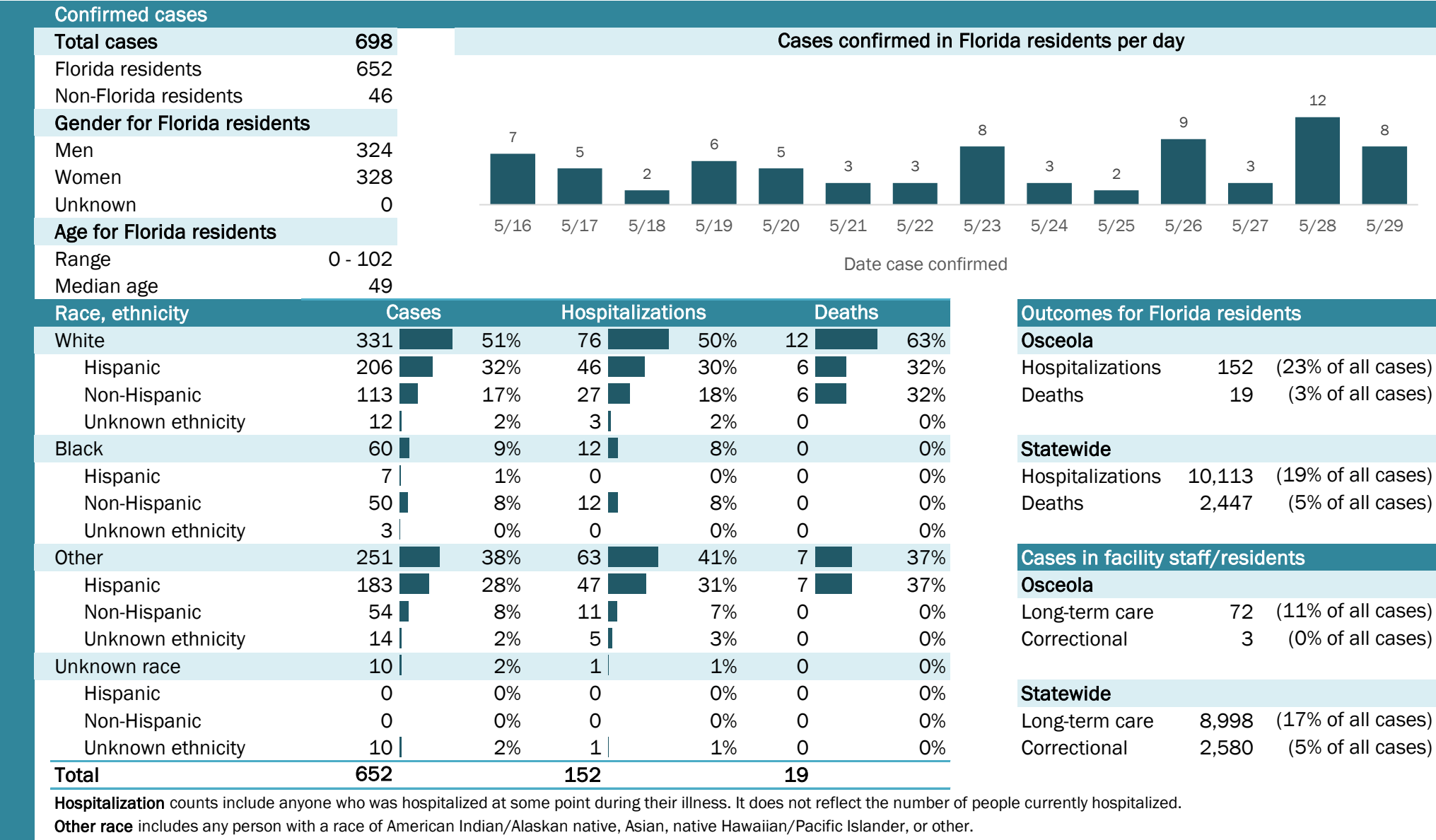


The Electronic Surveillance System for the Early Notification of Community-Based Epidemics (ESSENCE-FL) includes chief complaint data from 211 of 212 Florida EDs. Data are transmitted electronically to ESSENCE-FL daily or hourly.

Coronavirus: summary for Osceola County

Data for May 30, 2020 (verified at 10 AM)

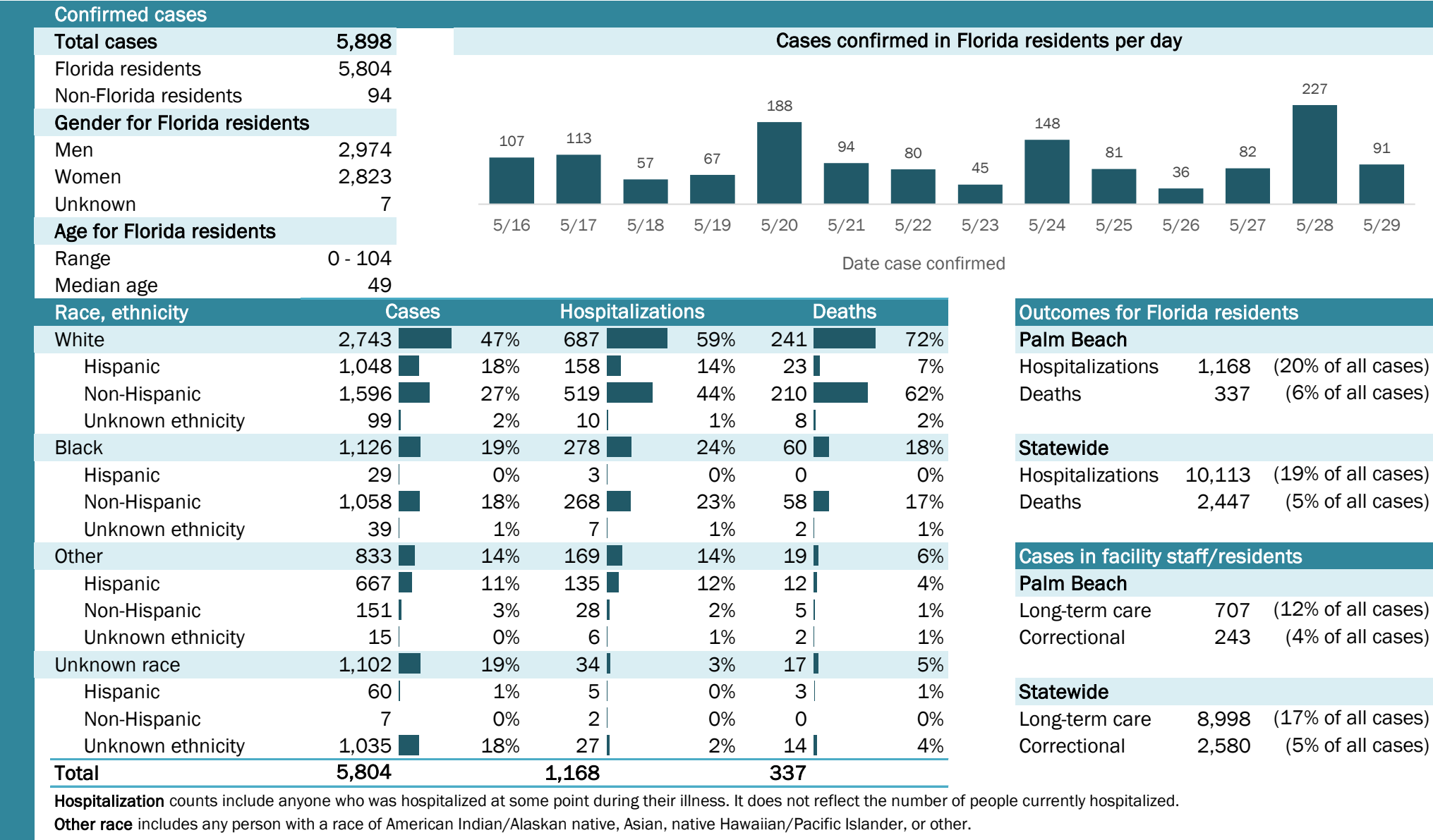
Data in this report are provisional and subject to change.



Coronavirus: summary for Palm Beach County

Data for May 30, 2020 (verified at 10 AM)

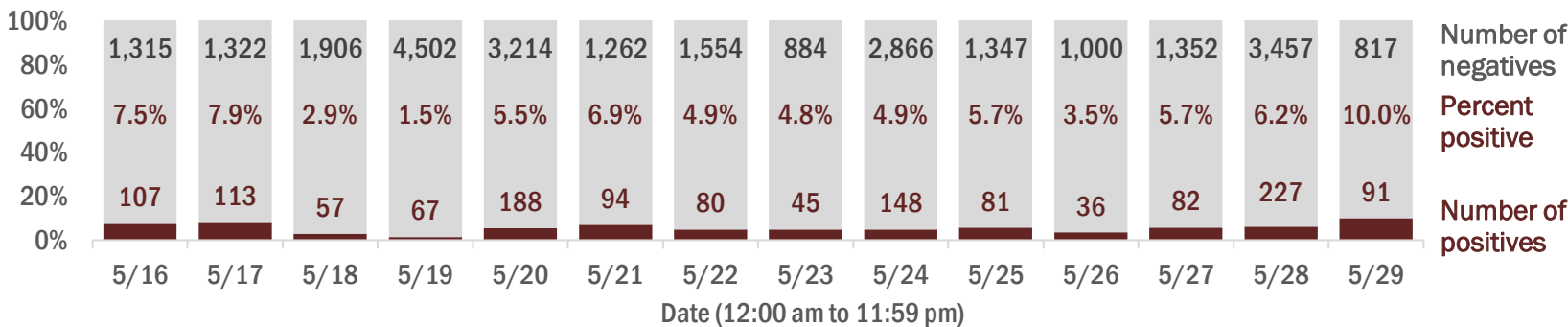
Data in this report are provisional and subject to change.



Laboratory testing for Florida residents and non-Florida residents over the past 2 weeks

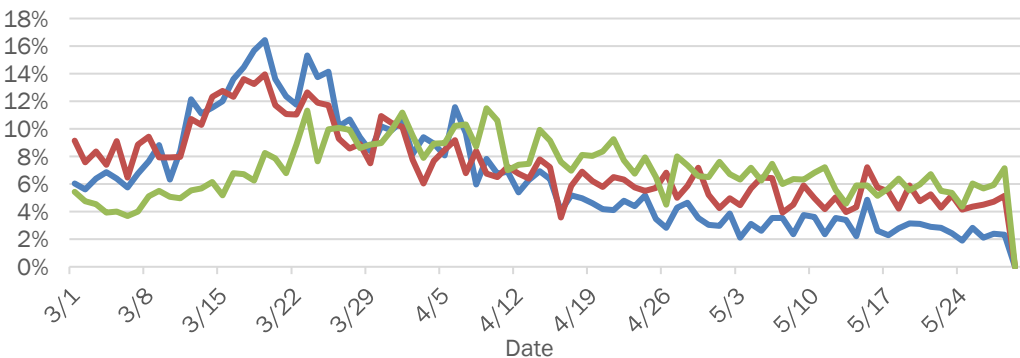
Number and percent of positive labs

These counts include the number of people for whom the department received laboratory results by day. This percent is the number of people who test positive for the first time divided by all the people tested that day, excluding people who have previously tested positive.

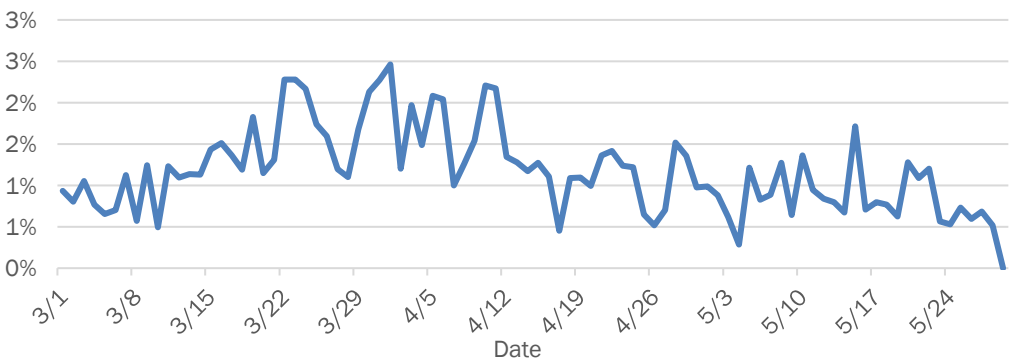


Emergency department (ED) chief complaint and admission data for Palm Beach County

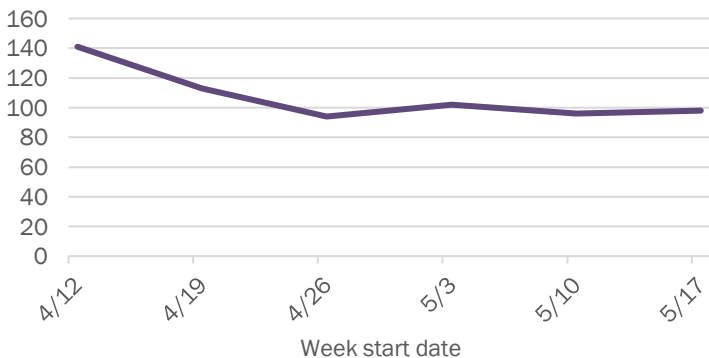
Daily percent of ED visits mentioning cough, fever, or shortness of breath



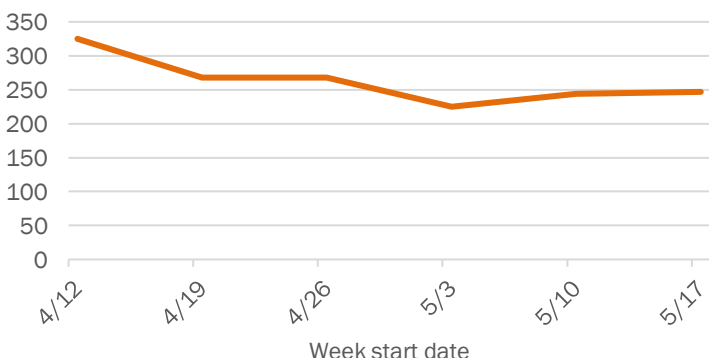
Daily percent of ED visits resulting in cough-associated admissions



Weekly count of ED visits for influenza-like illness



Weekly count of ED visits for COVID-like illness

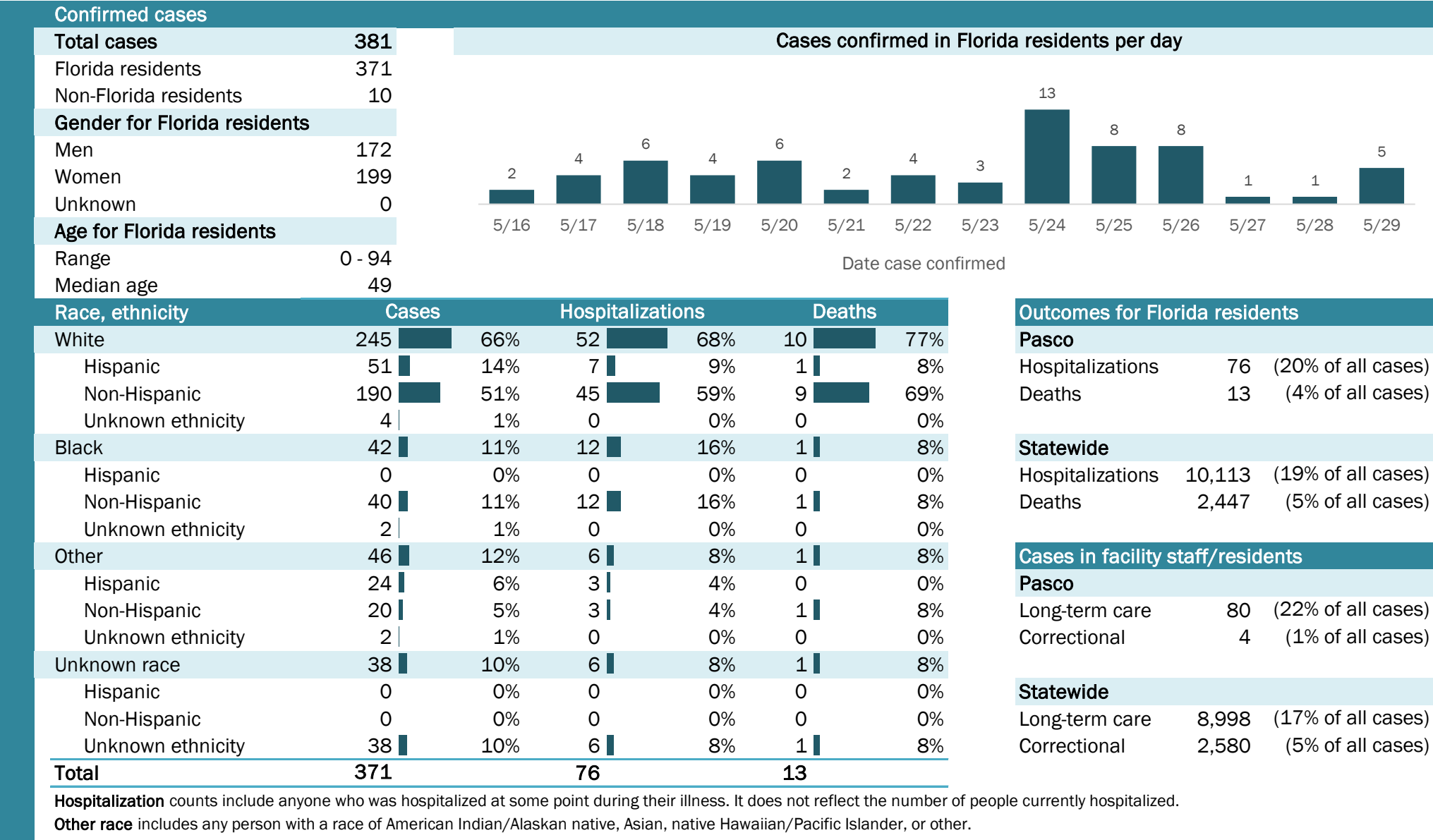


The Electronic Surveillance System for the Early Notification of Community-Based Epidemics (ESSENCE-FL) includes chief complaint data from 211 of 212 Florida EDs. Data are transmitted electronically to ESSENCE-FL daily or hourly.

Coronavirus: summary for Pasco County

Data for May 30, 2020 (verified at 10 AM)

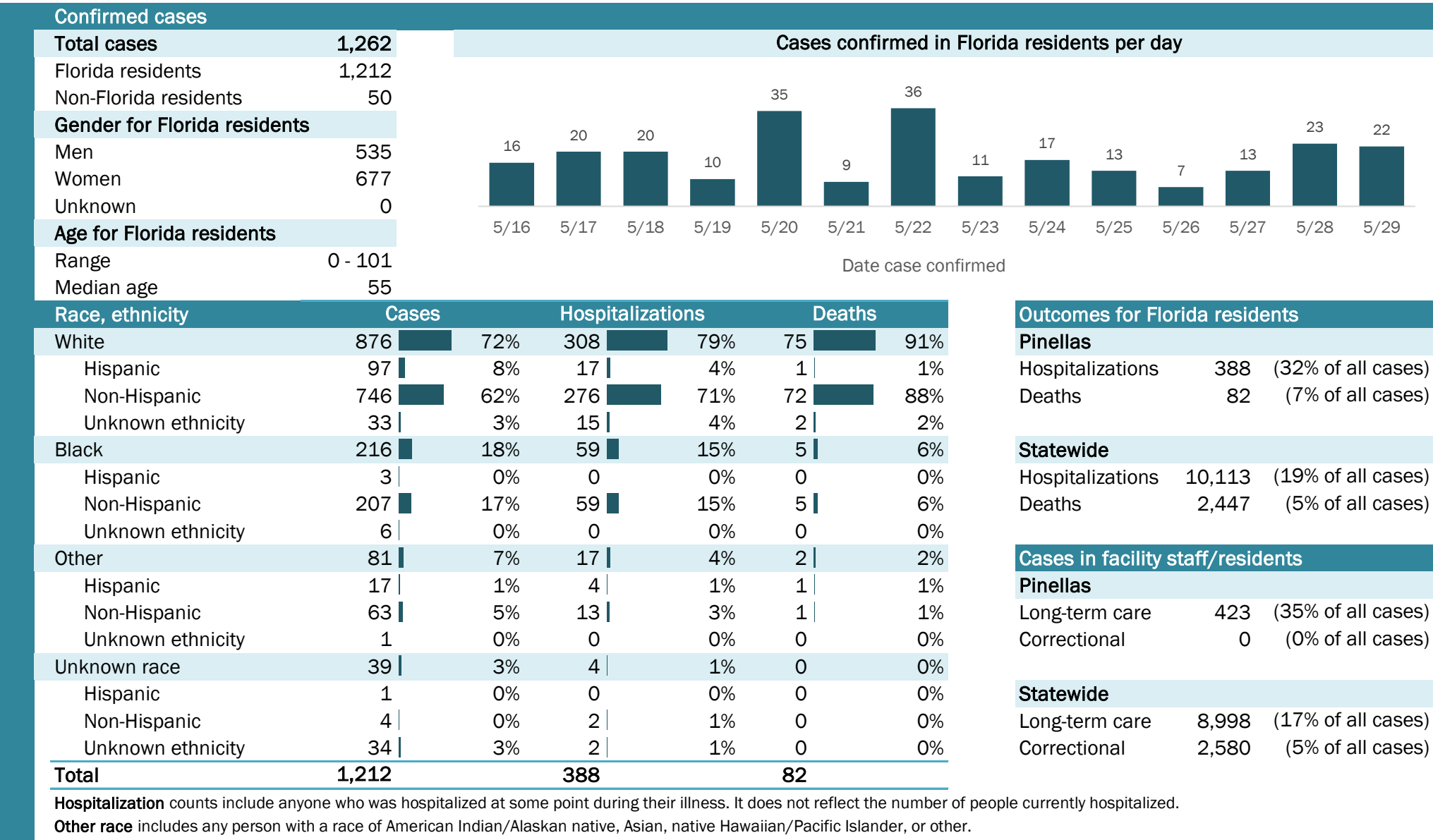
Data in this report are provisional and subject to change.



Coronavirus: summary for Pinellas County

Data for May 30, 2020 (verified at 10 AM)

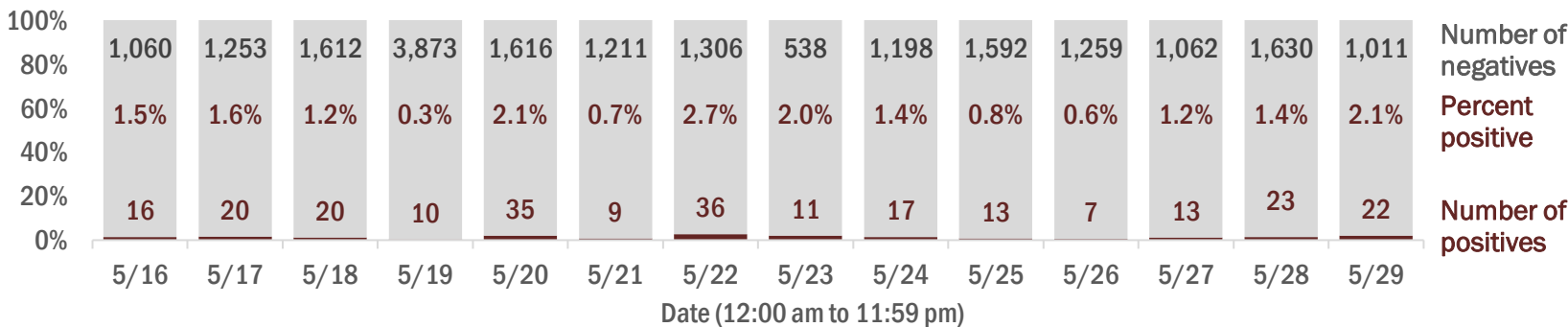
Data in this report are provisional and subject to change.



Laboratory testing for Florida residents and non-Florida residents over the past 2 weeks

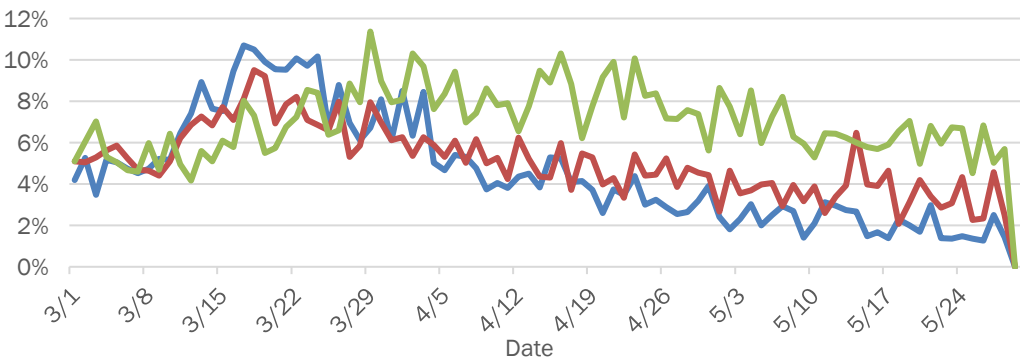
Number and percent of positive labs

These counts include the number of people for whom the department received laboratory results by day. This percent is the number of people who test positive for the first time divided by all the people tested that day, excluding people who have previously tested positive.

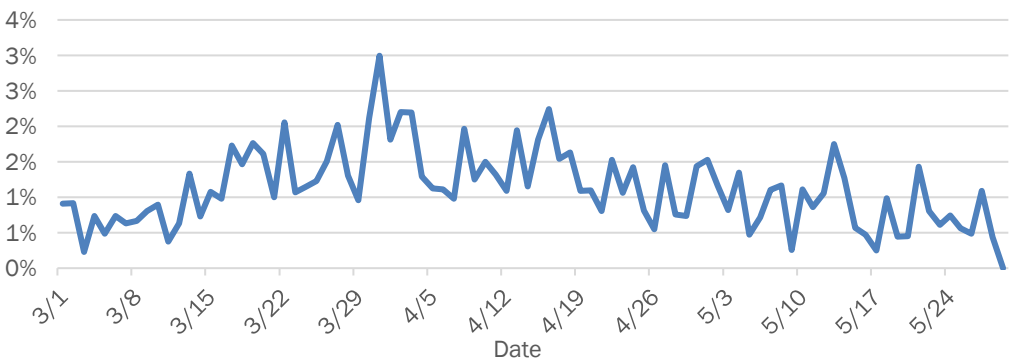


Emergency department (ED) chief complaint and admission data for Pinellas County

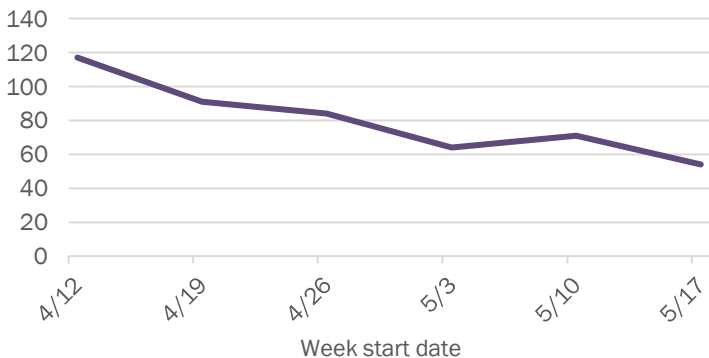
Daily percent of ED visits mentioning cough, fever, or shortness of breath



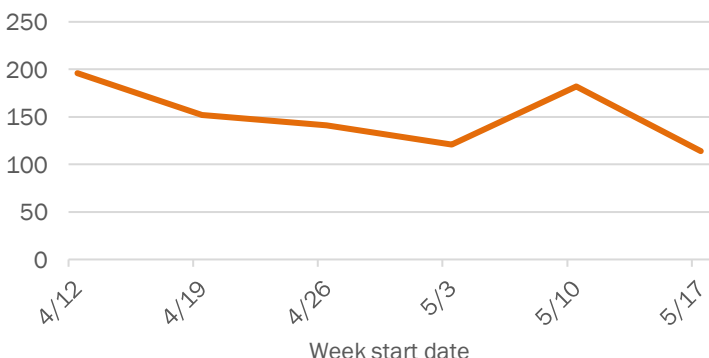
Daily percent of ED visits resulting in cough-associated admissions



Weekly count of ED visits for influenza-like illness



Weekly count of ED visits for COVID-like illness



The Electronic Surveillance System for the Early Notification of Community-Based Epidemics (ESSENCE-FL) includes chief complaint data from 211 of 212 Florida EDs. Data are transmitted electronically to ESSENCE-FL daily or hourly.

Coronavirus: summary for Polk County

Data for May 30, 2020 (verified at 10 AM)

Data in this report are provisional and subject to change.

Confirmed cases

Total cases

1,005

Florida residents

994

Non-Florida residents

11

Gender for Florida residents

Men

378

Women

609

Unknown

7

Age for Florida residents

Range

0 - 103

Median age

54

Cases confirmed in Florida residents per day

15

8

17

16

36

19

17

8

13

15

16

30

41

19

5/16

5/17

5/18

5/19

5/20

5/21

5/22

5/23

5/24

5/25

5/26

5/27

5/28

5/29

Date case confirmed

Race, ethnicity

Cases

Hospitalizations

Deaths

White

613

62%

209

67%

36

65%

Hispanic

178

18%

35

11%

2

4%

Non-Hispanic

422

42%

167

54%

34

62%

Unknown ethnicity

13

1%

7

2%

0

0%

Black

214

22%

64

21%

11

20%

Hispanic

7

1%

2

1%

1

2%

Non-Hispanic

202

20%

61

20%

10

18%

Unknown ethnicity

5

1%

1

0%

0

0%

Other

122

12%

24

8%

7

13%

Hispanic

58

6%

14

4%

3

5%

Non-Hispanic

43

4%

6

2%

3

5%

Unknown ethnicity

21

2%

4

1%

1

2%

Unknown race

45

5%

15

5%

1

2%

Hispanic

2

0%

0

0%

0

0%

Non-Hispanic

0

0%

0

0%

0

0%

Unknown ethnicity

43

4%

15

5%

1

2%

Total

994

312

55

Outcomes for Florida residents

Polk

Hospitalizations

312

(31% of all cases)

Deaths

55

(6% of all cases)

Statewide

Hospitalizations

10,113

(19% of all cases)

Deaths

2,447

(5% of all cases)

Cases in facility staff/residents

Polk

Long-term care

295

(30% of all cases)

Correctional

1

(0% of all cases)

Statewide

Long-term care

8,998

(17% of all cases)

Correctional

2,580

(5% of all cases)

Hospitalization counts include anyone who was hospitalized at some point during their illness. It does not reflect the number of people currently hospitalized.

Other race includes any person with a race of American Indian/Alaskan native, Asian, native Hawaiian/Pacific Islander, or other.

Laboratory testing for Florida residents and non-Florida residents over the past 2 weeks

Number and percent of positive labs

These counts include the number of people for whom the department received laboratory results by day. This percent is the number of people who test positive for the first time divided by all the people tested that day, excluding people who have previously tested positive.

770

430

747

1,954

737

584

688

318

452

514

675

473

645

378

1.9%

1.8%

2.2%

0.8%

4.7%

3.2%

2.4%

2.5%

2.8%

2.8%

2.3%

6.0%

6.0%

4.8%

15

8

17

16

36

19

17

8

13

15

16

30

41

19

5/16

5/17

5/18

5/19

5/20

5/21

5/22

5/23

5/24

5/25

5/26

5/27

5/28

5/29

Number of negatives

Percent positive

Number of positives

Date (12:00 am to 11:59 pm)

Emergency department (ED) chief complaint and admission data for Polk County

Daily percent of ED visits mentioning cough, fever, or shortness of breath

Weekly count of ED vists for influenza-like illness

Daily percent of ED visits resulting in cough-associated admissions

Weekly count of ED vists for COVID-like illness

The Electronic Surveillance System for the Early Notification of Community-Based Epidemics (ESSENCE-FL) includes chief complaint data from 211 of 212 Florida EDs. Data are transmitted electronically to ESSENCE-FL daily or hourly.

Coronavirus: summary for Putnam County

Data for May 30, 2020 (verified at 10 AM)

Data in this report are provisional and subject to change.

Confirmed cases

Total cases

150

Florida residents

150

Non-Florida residents

0

Gender for Florida residents

Men

59

Women

91

Unknown

0

Age for Florida residents

Range

6 - 98

Median age

47

Cases confirmed in Florida residents per day

4

5/16

3

5/17

1

5/20

3

5/21

1

5/22

4

5/24

1

5/25

5

5/27

1

5/29

Race, ethnicity

Cases

Hospitalizations

Deaths

White

86

57%

13

62%

2

40%

Hispanic

1

1%

0

0%

0

0%

Non-Hispanic

84

56%

13

62%

2

40%

Unknown ethnicity

1

1%

0

0%

0

0%

Black

55

37%

7

33%

3

60%

Hispanic

0

0%

0

0%

0

0%

Non-Hispanic

54

36%

6

29%

2

40%

Unknown ethnicity

1

1%

1

5%

1

20%

Other

8

5%

1

5%

0

0%

Hispanic

5

3%

1

5%

0

0%

Non-Hispanic

2

1%

0

0%

0

0%

Unknown ethnicity

1

1%

0

0%

0

0%

Unknown race

1

1%

0

0%

0

0%

Hispanic

0

0%

0

0%

0

0%

Non-Hispanic

0

0%

0

0%

0

0%

Unknown ethnicity

1

1%

0

0%

0

0%

Total

150

21

5

Outcomes for Florida residents

Putnam

Hospitalizations

21

(14% of all cases)

Deaths

5

(3% of all cases)

Statewide

Hospitalizations

10,113

(19% of all cases)

Deaths

2,447

(5% of all cases)

Cases in facility staff/residents

Putnam

Long-term care

47

(31% of all cases)

Correctional

1

(1% of all cases)

Statewide

Long-term care

8,998

(17% of all cases)

Correctional

2,580

(5% of all cases)

Hospitalization counts include anyone who was hospitalized at some point during their illness. It does not reflect the number of people currently hospitalized.

Other race includes any person with a race of American Indian/Alaskan native, Asian, native Hawaiian/Pacific Islander, or other.

Laboratory testing for Florida residents and non-Florida residents over the past 2 weeks

Number and percent of positive labs

These counts include the number of people for whom the department received laboratory results by day. This percent is the number of people who test positive for the first time divided by all the people tested that day, excluding people who have previously tested positive.

122

3.2%

4

63

4.5%

3

114

0.0%

0

284

0.0%

0

318

0.3%

1

78

3.7%

3

67

1.5%

1

55

0.0%

0

153

2.5%

4

43

2.3%

1

54

0.0%

0

86

5.5%

5

109

0.0%

0

46

2.1%

1

Number of negatives

Percent positive

Number of positives

5/16

5/17

5/18

5/19

5/20

5/21

5/22

5/23

5/24

5/25

5/26

5/27

5/28

5/29

Date (12:00 am to 11:59 pm)

Emergency department (ED) chief complaint and admission data for Putnam County

Daily percent of ED visits mentioning cough, fever, or shortness of breath

25%

20%

15%

10%

5%

0%

3/1

3/8

3/15

3/22

3/29

4/5

4/12

4/19

4/26

5/3

5/10

5/17

5/24

Date

Daily percent of ED visits resulting in cough-associated admissions

6%

5%

4%

3%

2%

1%

0%

3/1

3/8

3/15

3/22

3/29

4/5

4/12

4/19

4/26

5/3

5/10

5/17

5/24

Date

Weekly count of ED vists for influenza-like illness

16

14

12

10

8

6

4

2

0

4/12

4/19

4/26

5/3

5/10

5/17

Week start date

Weekly count of ED vists for COVID-like illness

16

14

12

10

8

6

4

2

0

4/12

4/19

4/26

5/3

5/10

5/17

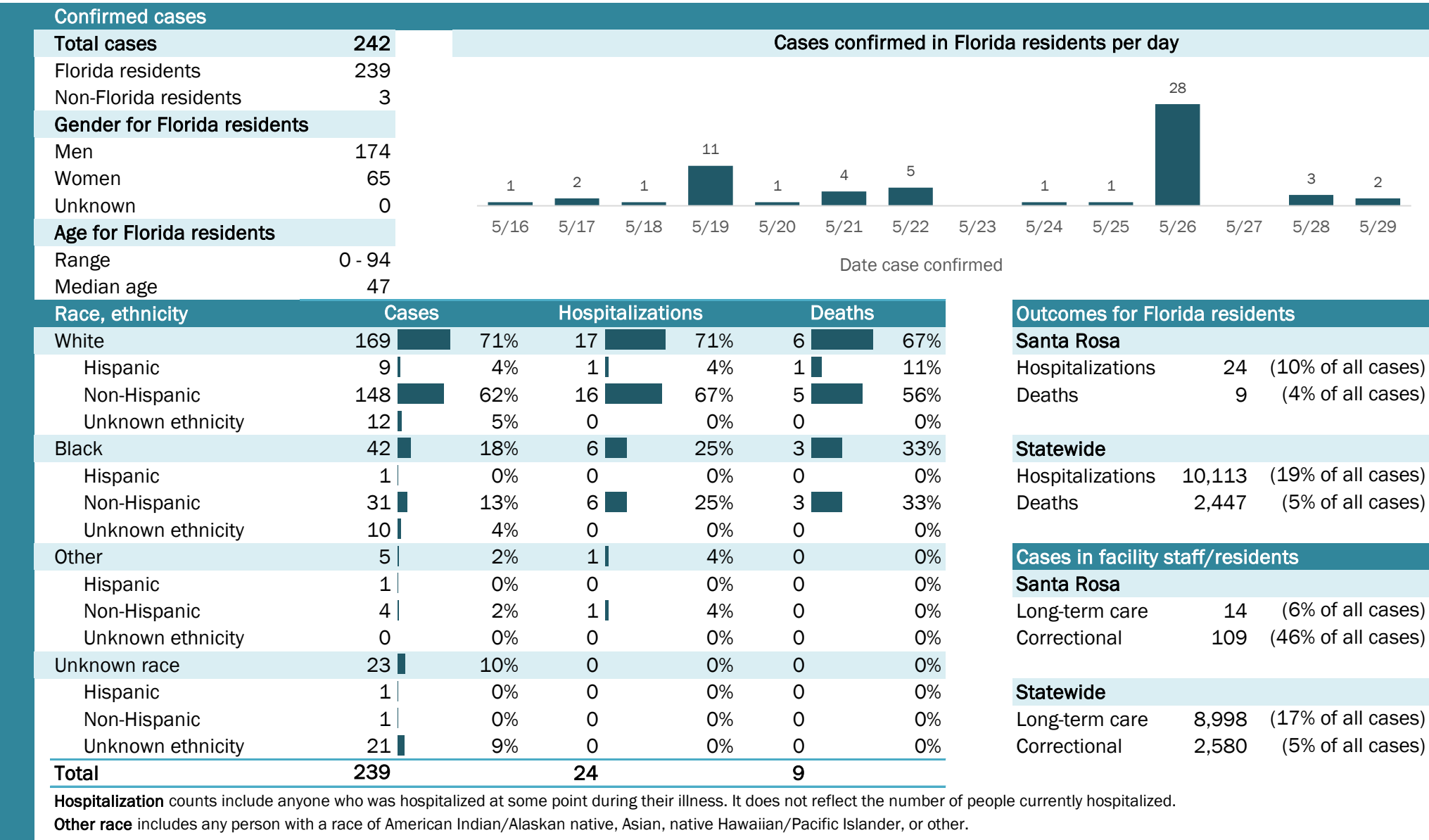
Week start date

The Electronic Surveillance System for the Early Notification of Community-Based Epidemics (ESSENCE-FL) includes chief complaint data from 211 of 212 Florida EDs. Data are transmitted electronically to ESSENCE-FL daily or hourly.

Coronavirus: summary for Santa Rosa County

Data for May 30, 2020 (verified at 10 AM)

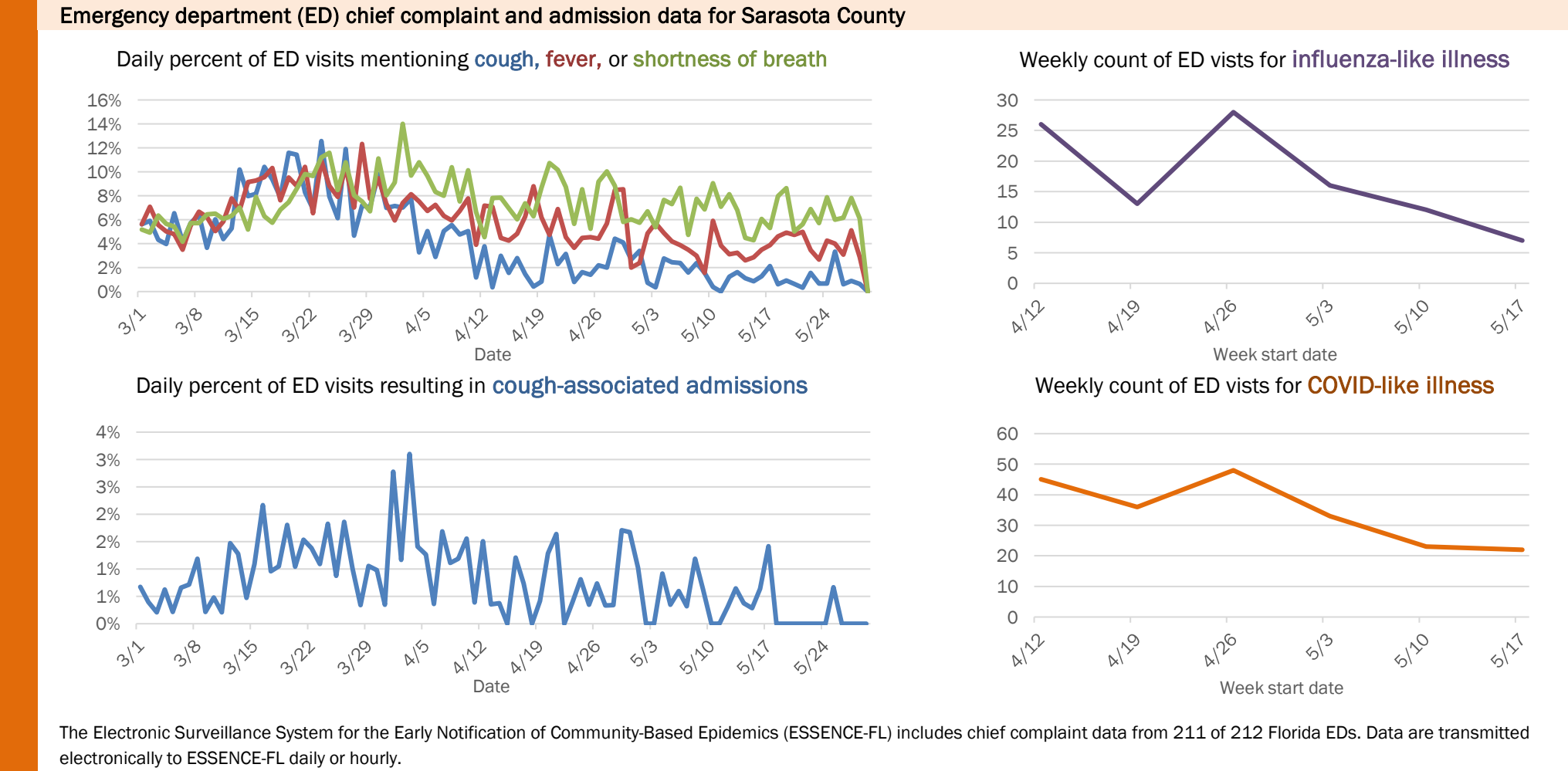
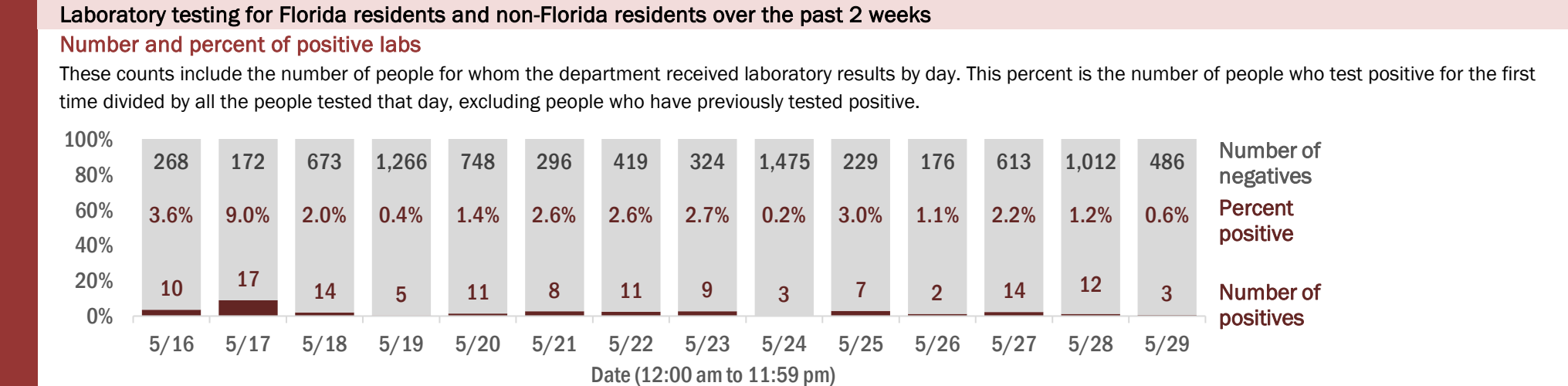
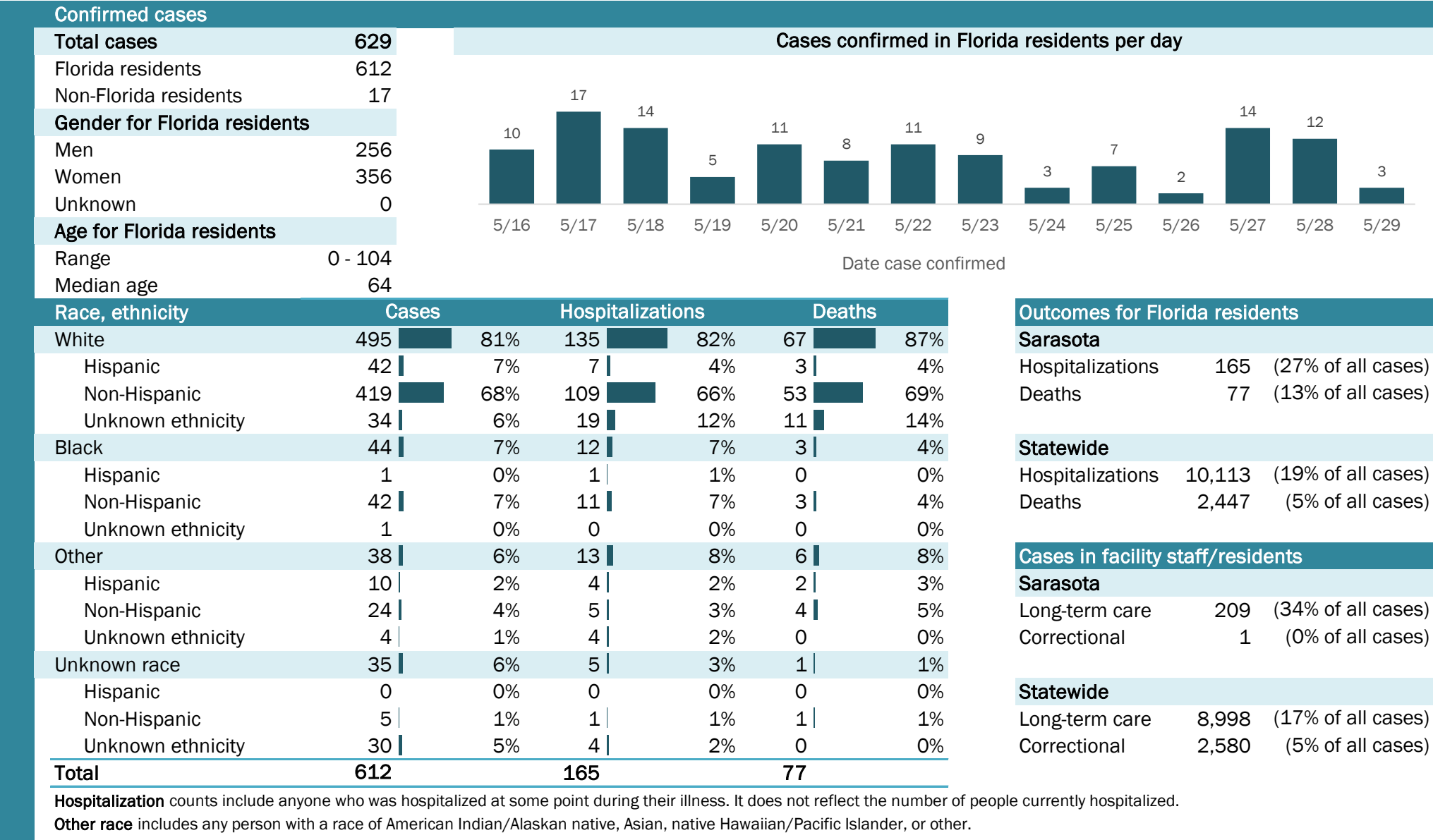
Data in this report are provisional and subject to change.



Coronavirus: summary for Sarasota County

Data for May 30, 2020 (verified at 10 AM)

Data in this report are provisional and subject to change.



Coronavirus: summary for Seminole County

Data for May 30, 2020 (verified at 10 AM)

Data in this report are provisional and subject to change.

Confirmed cases

Total cases

484

Florida residents

477

Non-Florida residents

7

Gender for Florida residents

Men

218

Women

259

Unknown

0

Age for Florida residents

Range

0 - 100

Median age

47

Cases confirmed in Florida residents per day

2

5/16

2

5/17

5

5/18

1

5/19

2

5/20

3

5/21

7

5/22

3

5/23

3

5/24

2

5/25

8

5/26

2

5/27

6

5/28

4

5/29

Date case confirmed

Race, ethnicity

Cases

Hospitalizations

Deaths

White

340

71%

75

69%

12

100%

Hispanic

148

31%

34

31%

5

42%

Non-Hispanic

192

40%

41

38%

7

58%

Unknown ethnicity

0

0%

0

0%

0

0%

Black

70

15%

14

13%

0

0%

Hispanic

0

0%

0

0%

0

0%

Non-Hispanic

70

15%

14

13%

0

0%

Unknown ethnicity

0

0%

0

0%

0

0%

Other

60

13%

20

18%

0

0%

Hispanic

21

4%

8

7%

0

0%

Non-Hispanic

38

8%

12

11%

0

0%

Unknown ethnicity

1

0%

0

0%

0

0%

Unknown race

7

1%

0

0%

0

0%

Hispanic

0

0%

0

0%

0

0%

Non-Hispanic

1

0%

0

0%

0

0%

Unknown ethnicity

6

1%

0

0%

0

0%

Total

477

109

12

Outcomes for Florida residents

Seminole

Hospitalizations

109

(23% of all cases)

Deaths

12

(3% of all cases)

Statewide

Hospitalizations

10,113

(19% of all cases)

Deaths

2,447

(5% of all cases)

Cases in facility staff/residents

Seminole

Long-term care

57

(12% of all cases)

Correctional

6

(1% of all cases)

Statewide

Long-term care

8,998

(17% of all cases)

Correctional

2,580

(5% of all cases)

Hospitalization counts include anyone who was hospitalized at some point during their illness. It does not reflect the number of people currently hospitalized.

Other race includes any person with a race of American Indian/Alaskan native, Asian, native Hawaiian/Pacific Islander, or other.

Laboratory testing for Florida residents and non-Florida residents over the past 2 weeks

Number and percent of positive labs

These counts include the number of people for whom the department received laboratory results by day. This percent is the number of people who test positive for the first time divided by all the people tested that day, excluding people who have previously tested positive.

100%

80%

60%

40%

20%

0%

1,259

470

782

2,497

594

404

471

270

476

282

195

609

543

228

0.2%

0.4%

0.6%

0.0%

0.3%

0.7%

1.5%

1.1%

0.6%

0.7%

3.9%

0.3%

1.1%

1.7%

2

2

5

1

2

3

7

3

3

2

8

2

6

4

5/16

5/17

5/18

5/19

5/20

5/21

5/22

5/23

5/24

5/25

5/26

5/27

5/28

5/29

Date (12:00 am to 11:59 pm)

Number of negatives

Percent positive

Number of positives

Emergency department (ED) chief complaint and admission data for Seminole County

Daily percent of ED visits mentioning cough, fever, or shortness of breath

Weekly count of ED vists for influenza-like illness

Daily percent of ED visits resulting in cough-associated admissions

Weekly count of ED vists for COVID-like illness

The Electronic Surveillance System for the Early Notification of Community-Based Epidemics (ESSENCE-FL) includes chief complaint data from 211 of 212 Florida EDs. Data are transmitted electronically to ESSENCE-FL daily or hourly.

Coronavirus: summary for St. Johns County

Data for May 30, 2020 (verified at 10 AM)

Data in this report are provisional and subject to change.

Confirmed cases

Total cases	256
Florida residents	246
Non-Florida residents	10
Gender for Florida residents	
Men	120
Women	125
Unknown	1
Age for Florida residents	
Range	2 - 97
Median age	52

Cases confirmed in Florida residents per day

Date	Cases
5/16	0
5/17	0
5/18	2
5/19	1
5/20	1
5/21	2
5/22	1
5/23	3
5/24	1
5/25	1
5/26	3
5/27	0
5/28	6
5/29	2

Race, ethnicity	Cases	Hospitalizations	Deaths
White	194 79%	31 82%	6 100%
Hispanic	12 5%	2 5%	0 0%
Non-Hispanic	175 71%	29 76%	6 100%
Unknown ethnicity	7 3%	0 0%	0 0%
Black	17 7%	1 3%	0 0%
Hispanic	0 0%	0 0%	0 0%
Non-Hispanic	16 7%	1 3%	0 0%
Unknown ethnicity	1 0%	0 0%	0 0%
Other	17 7%	5 13%	0 0%
Hispanic	1 0%	0 0%	0 0%
Non-Hispanic	13 5%	4 11%	0 0%
Unknown ethnicity	3 1%	1 3%	0 0%
Unknown race	18 7%	1 3%	0 0%
Hispanic	2 1%	0 0%	0 0%
Non-Hispanic	0 0%	0 0%	0 0%
Unknown ethnicity	16 7%	1 3%	0 0%
Total	246	38	6

Hospitalization counts include anyone who was hospitalized at some point during their illness. It does not reflect the number of people currently hospitalized.

Other race includes any person with a race of American Indian/Alaskan native, Asian, native Hawaiian/Pacific Islander, or other.

Outcomes for Florida residents

St. Johns

Hospitalizations	38	(15% of all cases)
Deaths	6	(2% of all cases)

Statewide

Hospitalizations	10,113	(19% of all cases)
Deaths	2,447	(5% of all cases)

Cases in facility staff/residents

St. Johns

Long-term care	15	(6% of all cases)
Correctional	2	(1% of all cases)

Statewide

Long-term care	8,998	(17% of all cases)
Correctional	2,580	(5% of all cases)

Laboratory testing for Florida residents and non-Florida residents over the past 2 weeks

Number and percent of positive labs

These counts include the number of people for whom the department received laboratory results by day. This percent is the number of people who test positive for the first time divided by all the people tested that day, excluding people who have previously tested positive.

Date	Negatives	Percent Positive	Positives
5/16	258	0.0%	0
5/17	235	0.0%	0
5/18	311	0.6%	2
5/19	1,032	0.1%	1
5/20	251	0.4%	1
5/21	151	1.3%	2
5/22	134	0.7%	1
5/23	87	3.3%	3
5/24	302	0.3%	1
5/25	166	0.6%	1
5/26	164	1.8%	3
5/27	153	0.0%	0
5/28	237	2.5%	6
5/29	120	1.6%	2

Emergency department (ED) chief complaint and admission data for St. Johns County

Daily percent of ED visits mentioning cough, fever, or shortness of breath

Weekly count of ED visits for influenza-like illness

Daily percent of ED visits resulting in cough-associated admissions

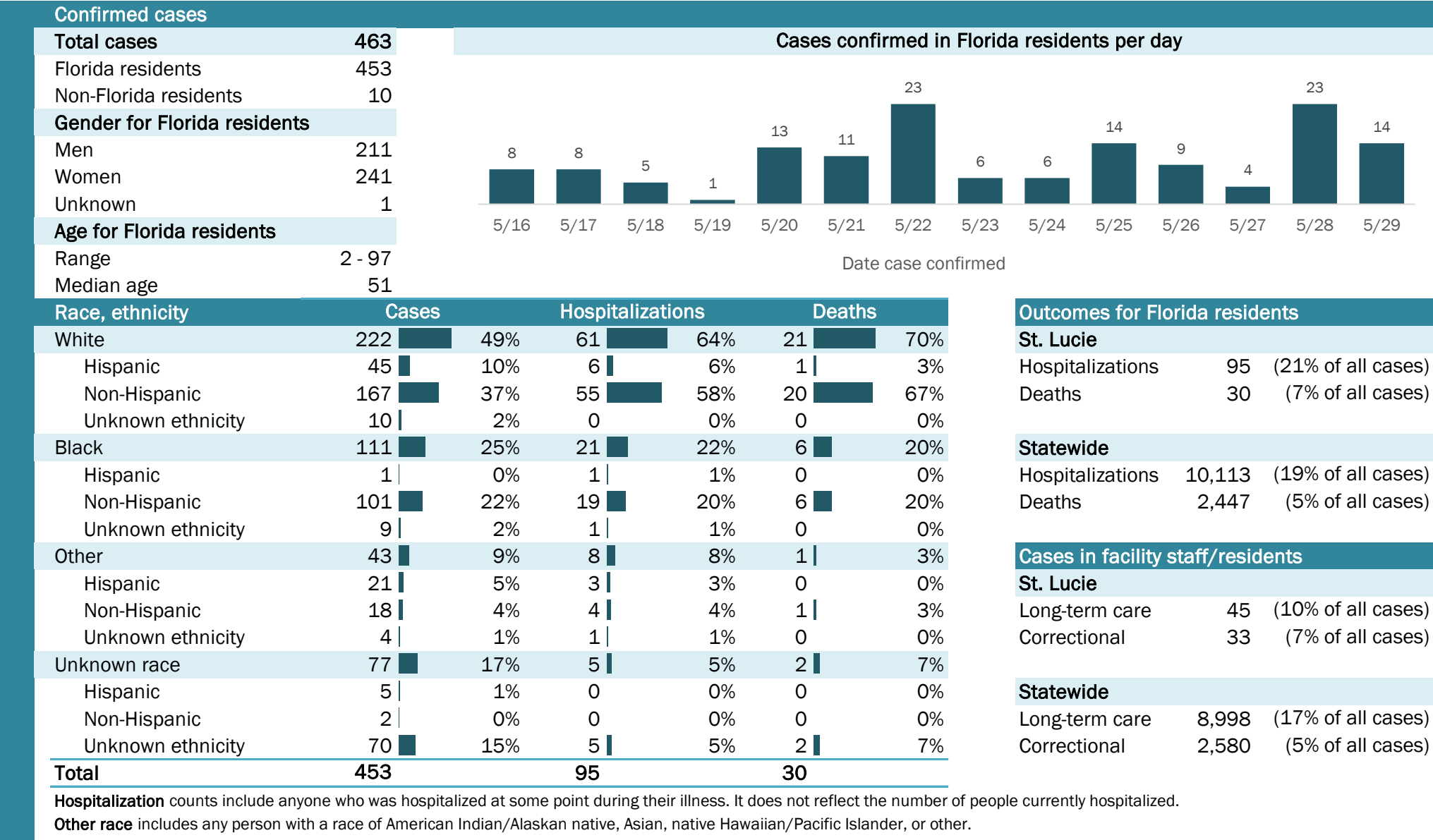
Weekly count of ED visits for COVID-like illness

The Electronic Surveillance System for the Early Notification of Community-Based Epidemics (ESSENCE-FL) includes chief complaint data from 211 of 212 Florida EDs. Data are transmitted electronically to ESSENCE-FL daily or hourly.

Coronavirus: summary for St. Lucie County

Data for May 30, 2020 (verified at 10 AM)

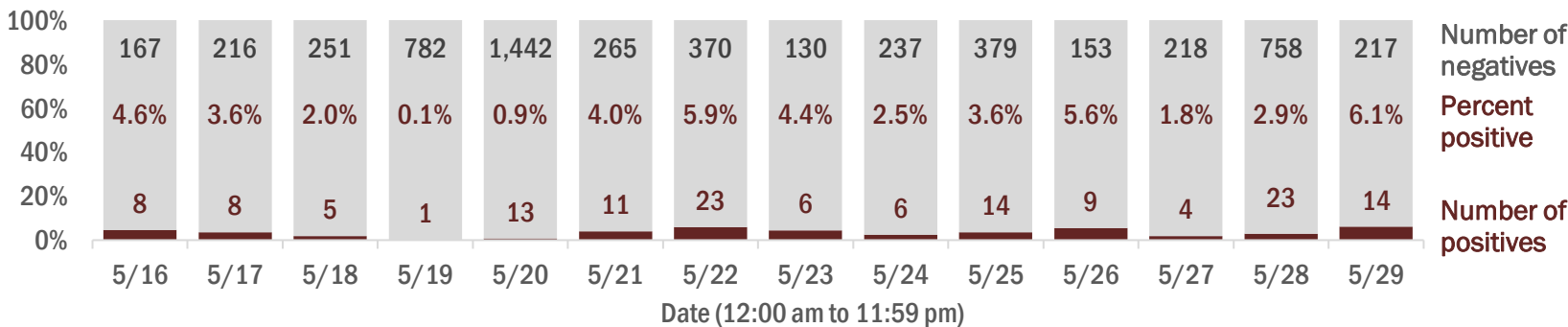
Data in this report are provisional and subject to change.



Laboratory testing for Florida residents and non-Florida residents over the past 2 weeks

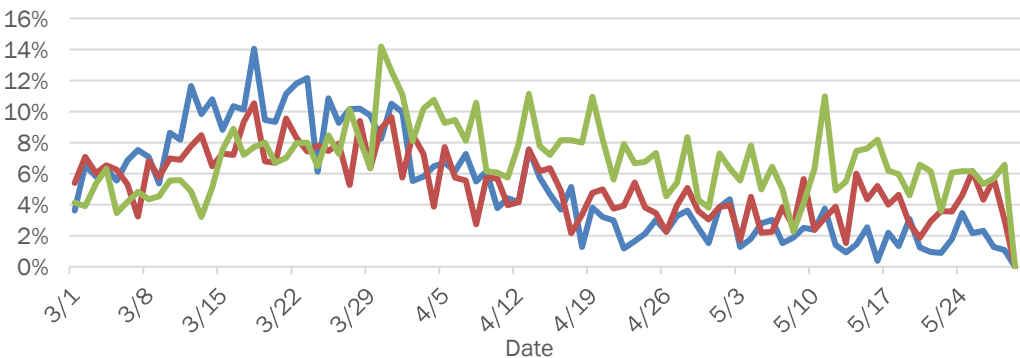
Number and percent of positive labs

These counts include the number of people for whom the department received laboratory results by day. This percent is the number of people who test positive for the first time divided by all the people tested that day, excluding people who have previously tested positive.

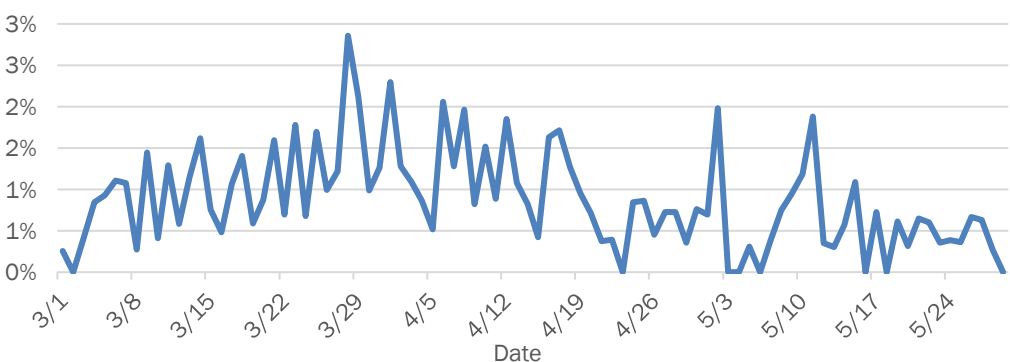


Emergency department (ED) chief complaint and admission data for St. Lucie County

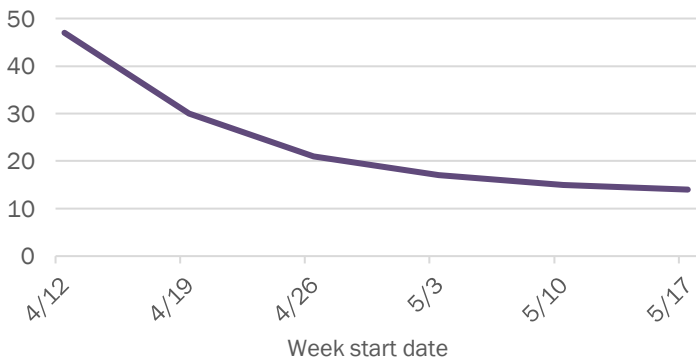
Daily percent of ED visits mentioning cough, fever, or shortness of breath



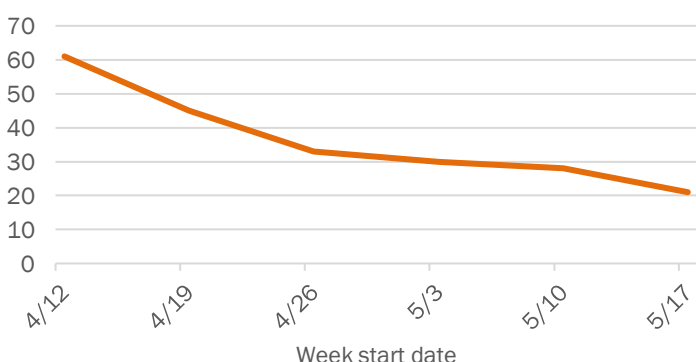
Daily percent of ED visits resulting in cough-associated admissions



Weekly count of ED visits for influenza-like illness



Weekly count of ED visits for COVID-like illness



The Electronic Surveillance System for the Early Notification of Community-Based Epidemics (ESSENCE-FL) includes chief complaint data from 211 of 212 Florida EDs. Data are transmitted electronically to ESSENCE-FL daily or hourly.

Coronavirus: summary for Sumter County

Data for May 30, 2020 (verified at 10 AM)

Data in this report are provisional and subject to change.

Confirmed cases

Total cases	253
Florida residents	252
Non-Florida residents	1
Gender for Florida residents	
Men	180
Women	72
Unknown	0
Age for Florida residents	
Range	17 - 92
Median age	65

Cases confirmed in Florida residents per day

Date	Cases
5/16	0
5/17	1
5/18	0
5/19	1
5/20	1
5/21	0
5/22	1
5/23	0
5/24	0
5/25	0
5/26	0
5/27	0
5/28	0
5/29	0

Race, ethnicity	Cases	Hospitalizations	Deaths
White	210 83%	38 86%	15 88%
Hispanic	12 5%	3 7%	0 0%
Non-Hispanic	196 78%	35 80%	15 88%
Unknown ethnicity	2 1%	0 0%	0 0%
Black	34 13%	5 11%	1 6%
Hispanic	0 0%	0 0%	0 0%
Non-Hispanic	34 13%	5 11%	1 6%
Unknown ethnicity	0 0%	0 0%	0 0%
Other	5 2%	1 2%	1 6%
Hispanic	2 1%	0 0%	0 0%
Non-Hispanic	3 1%	1 2%	1 6%
Unknown ethnicity	0 0%	0 0%	0 0%
Unknown race	3 1%	0 0%	0 0%
Hispanic	0 0%	0 0%	0 0%
Non-Hispanic	0 0%	0 0%	0 0%
Unknown ethnicity	3 1%	0 0%	0 0%
Total	252	44	17

Outcomes for Florida residents

Sumter

Hospitalizations	44	(17% of all cases)
Deaths	17	(7% of all cases)

Statewide

Hospitalizations	10,113	(19% of all cases)
Deaths	2,447	(5% of all cases)

Cases in facility staff/residents

Sumter

Long-term care	8	(3% of all cases)
Correctional	114	(45% of all cases)

Statewide

Long-term care	8,998	(17% of all cases)
Correctional	2,580	(5% of all cases)

Hospitalization counts include anyone who was hospitalized at some point during their illness. It does not reflect the number of people currently hospitalized.

Other race includes any person with a race of American Indian/Alaskan native, Asian, native Hawaiian/Pacific Islander, or other.

Laboratory testing for Florida residents and non-Florida residents over the past 2 weeks

Number and percent of positive labs

These counts include the number of people for whom the department received laboratory results by day. This percent is the number of people who test positive for the first time divided by all the people tested that day, excluding people who have previously tested positive.

Date	Number of negatives	Percent positive	Number of positives
5/16	132	0.0%	0
5/17	36	2.7%	1
5/18	71	0.0%	0
5/19	208	0.5%	1
5/20	192	0.5%	1
5/21	133	0.0%	0
5/22	71	1.4%	1
5/23	23	0.0%	0
5/24	89	0.0%	0
5/25	42	0.0%	0
5/26	43	0.0%	0
5/27	79	0.0%	0
5/28	110	0.0%	0
5/29	42	0.0%	0

Emergency department (ED) chief complaint and admission data for Sumter County

Daily percent of ED visits mentioning cough, fever, or shortness of breath

Daily percent of ED visits resulting in cough-associated admissions

Weekly count of ED vists for influenza-like illness

Weekly count of ED vists for COVID-like illness

The Electronic Surveillance System for the Early Notification of Community-Based Epidemics (ESSENCE-FL) includes chief complaint data from 211 of 212 Florida EDs. Data are transmitted electronically to ESSENCE-FL daily or hourly.

Coronavirus: summary for Suwannee County

Data for May 30, 2020 (verified at 10 AM)

Data in this report are provisional and subject to change.

Confirmed cases

Total cases	167
Florida residents	162
Non-Florida residents	5
Gender for Florida residents	
Men	49
Women	113
Unknown	0
Age for Florida residents	
Range	5 - 102
Median age	60

Cases confirmed in Florida residents per day

Date	Cases
5/16	2
5/17	2
5/18	0
5/19	0
5/20	2
5/21	0
5/22	1
5/23	1
5/24	0
5/25	0
5/26	1
5/27	0
5/28	0
5/29	0

Race, ethnicity	Cases	Hospitalizations	Deaths
White	107	26	15
Hispanic	10	3	1
Non-Hispanic	96	23	14
Unknown ethnicity	1	0	0
Black	43	11	3
Hispanic	0	0	0
Non-Hispanic	42	10	3
Unknown ethnicity	1	1	0
Other	4	1	0
Hispanic	4	1	0
Non-Hispanic	0	0	0
Unknown ethnicity	0	0	0
Unknown race	8	1	0
Hispanic	0	0	0
Non-Hispanic	0	0	0
Unknown ethnicity	8	1	0
Total	162	39	18

Outcomes for Florida residents

Suwannee

Hospitalizations	39	(24% of all cases)
Deaths	18	(11% of all cases)

Statewide

Hospitalizations	10,113	(19% of all cases)
Deaths	2,447	(5% of all cases)

Cases in facility staff/residents

Suwannee

Long-term care	119	(73% of all cases)
Correctional	1	(1% of all cases)

Statewide

Long-term care	8,998	(17% of all cases)
Correctional	2,580	(5% of all cases)

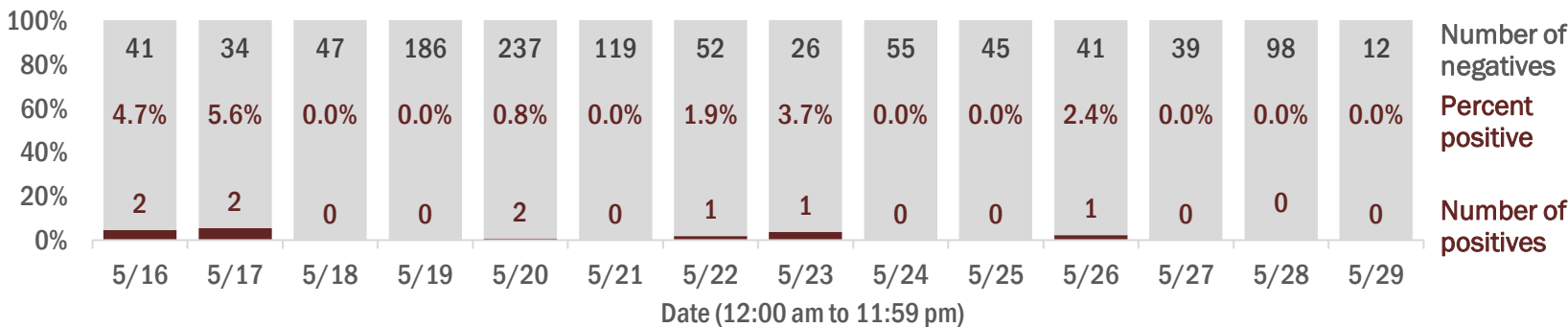
Hospitalization counts include anyone who was hospitalized at some point during their illness. It does not reflect the number of people currently hospitalized.

Other race includes any person with a race of American Indian/Alaskan native, Asian, native Hawaiian/Pacific Islander, or other.

Laboratory testing for Florida residents and non-Florida residents over the past 2 weeks

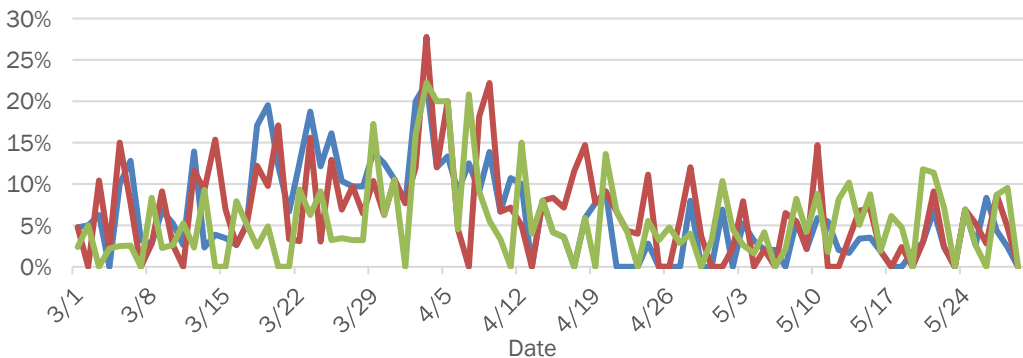
Number and percent of positive labs

These counts include the number of people for whom the department received laboratory results by day. This percent is the number of people who test positive for the first time divided by all the people tested that day, excluding people who have previously tested positive.

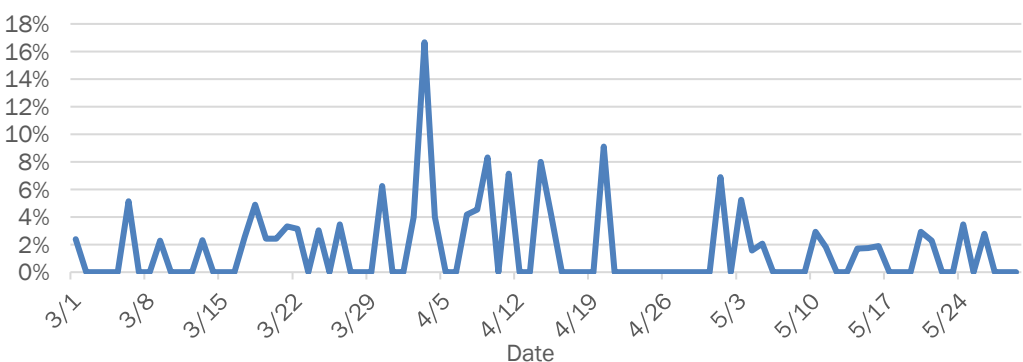


Emergency department (ED) chief complaint and admission data for Suwannee County

Daily percent of ED visits mentioning cough, fever, or shortness of breath



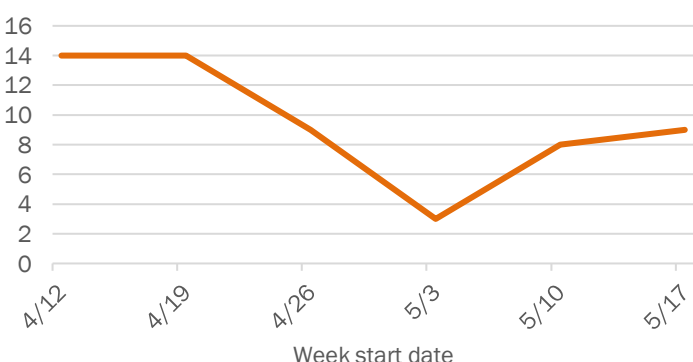
Daily percent of ED visits resulting in cough-associated admissions



Weekly count of ED visits for influenza-like illness



Weekly count of ED visits for COVID-like illness

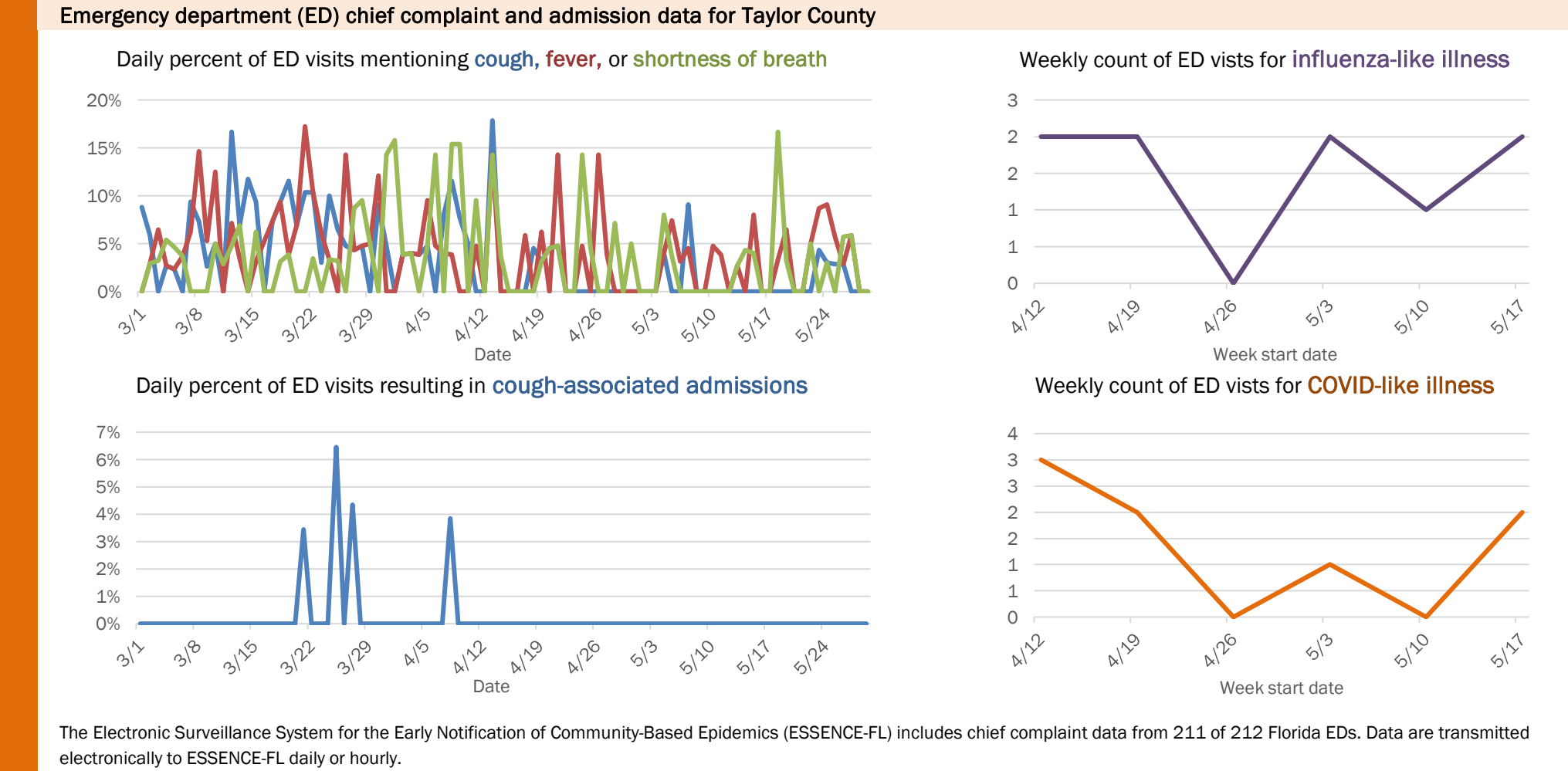
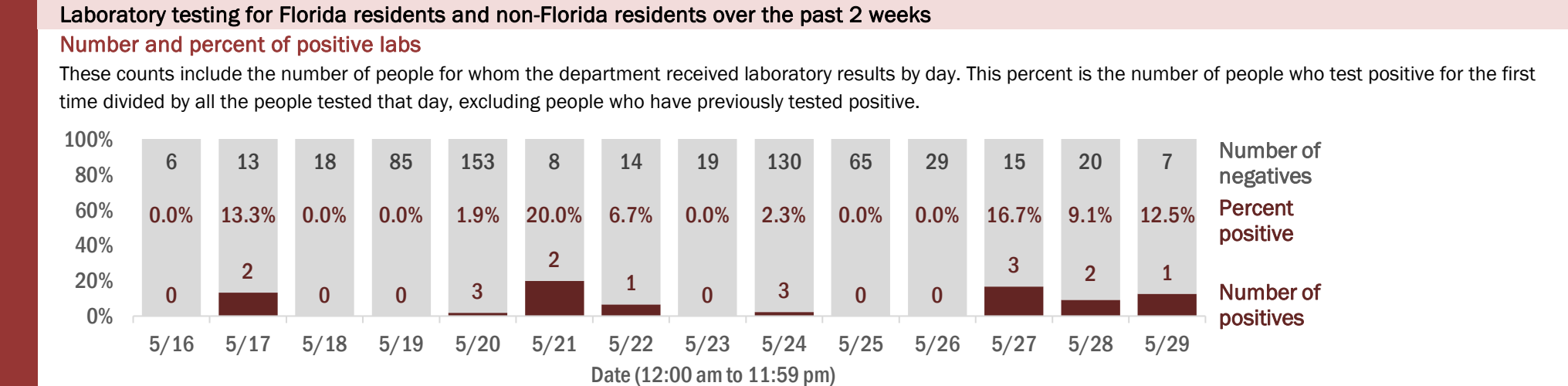
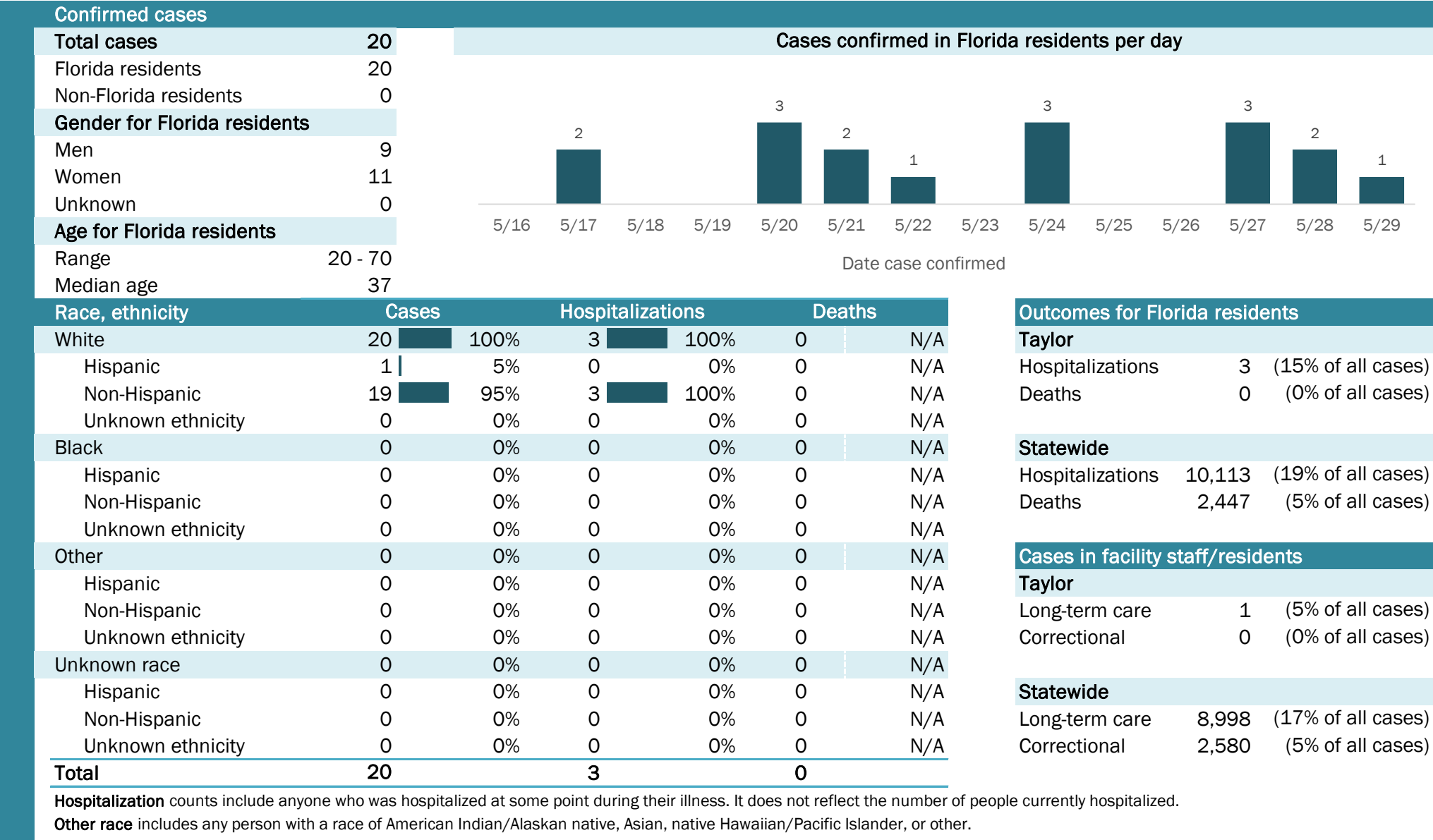


The Electronic Surveillance System for the Early Notification of Community-Based Epidemics (ESSENCE-FL) includes chief complaint data from 211 of 212 Florida EDs. Data are transmitted electronically to ESSENCE-FL daily or hourly.

Coronavirus: summary for Taylor County

Data for May 30, 2020 (verified at 10 AM)

Data in this report are provisional and subject to change.

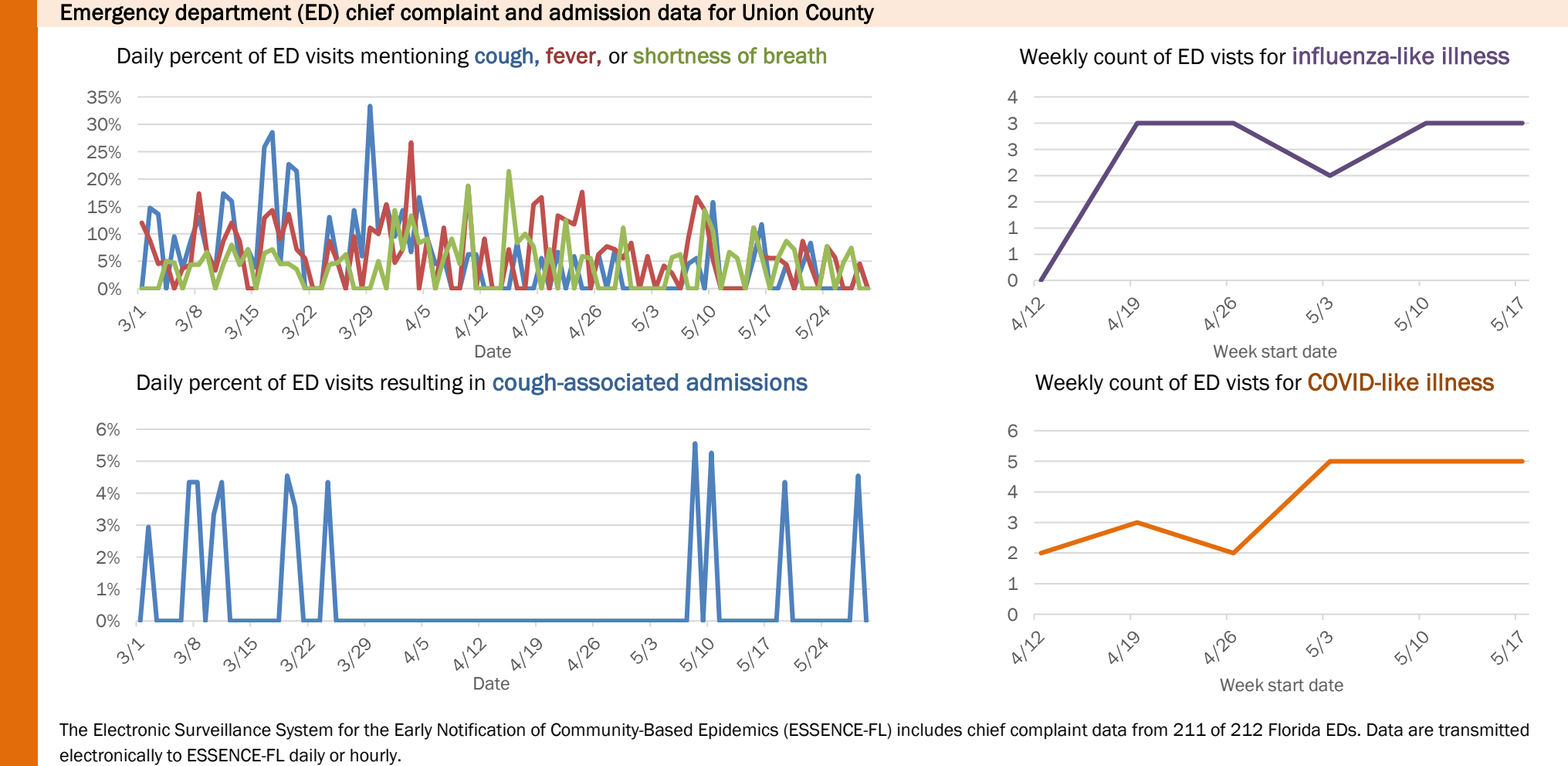
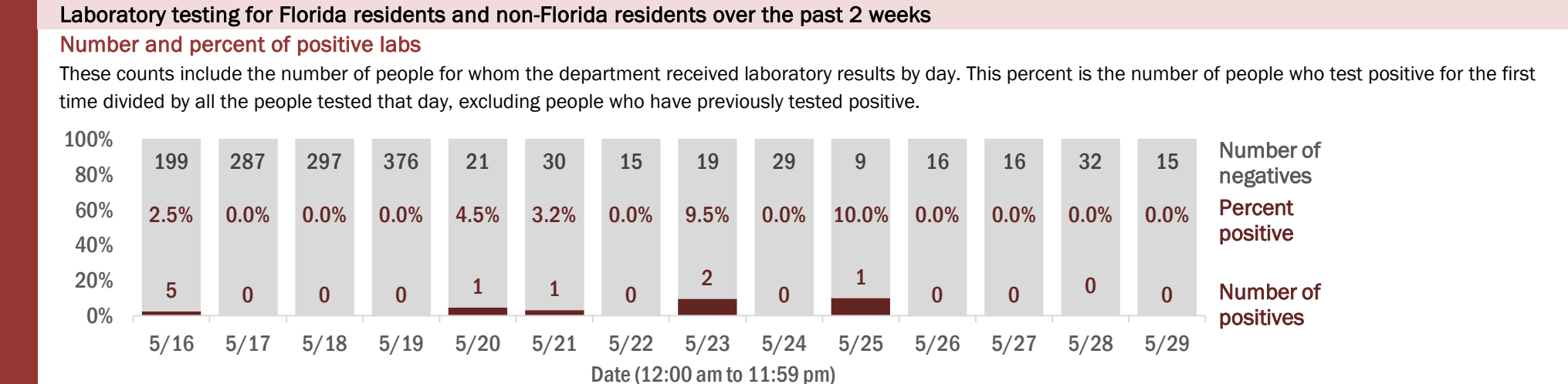
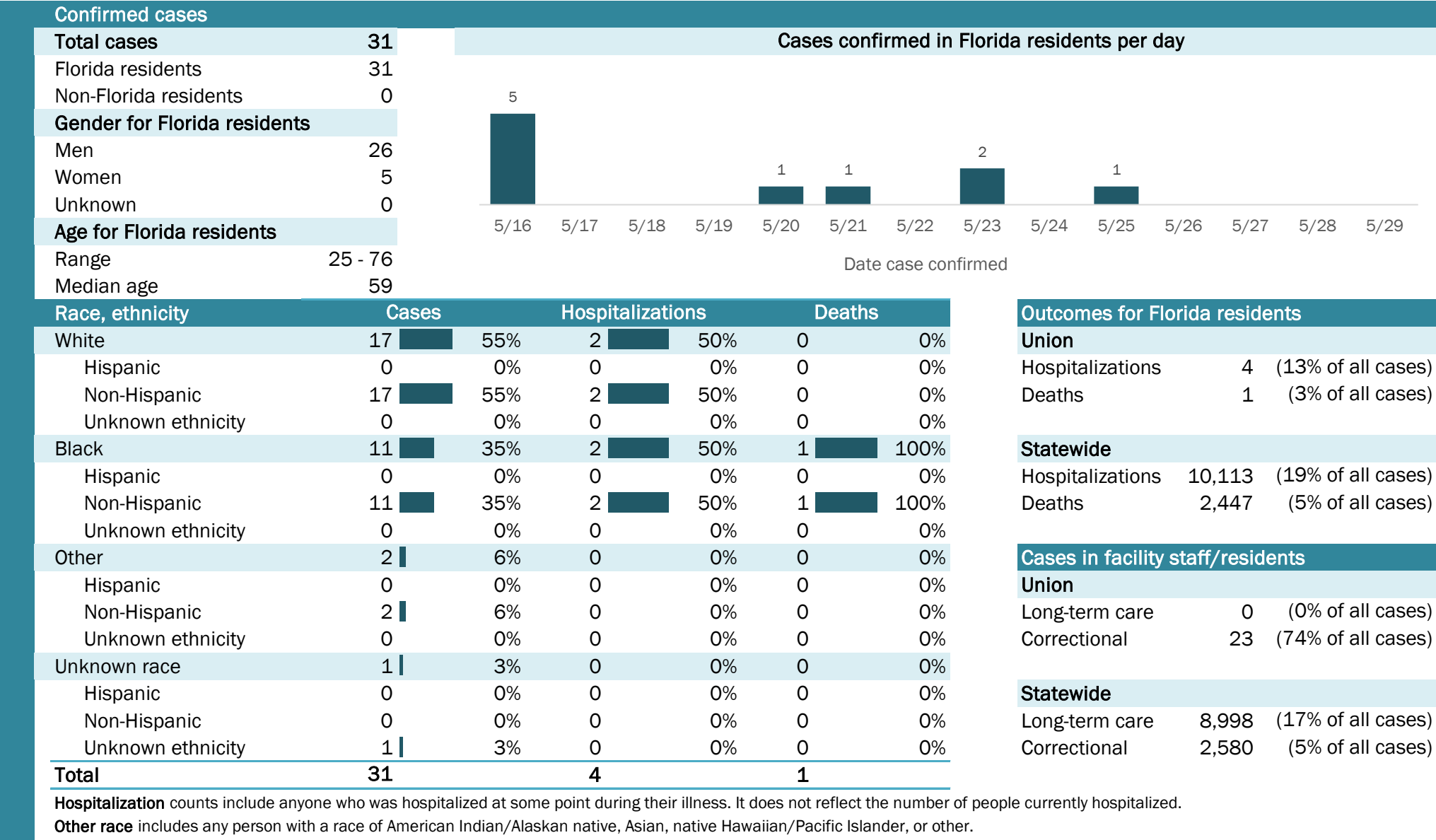


The Electronic Surveillance System for the Early Notification of Community-Based Epidemics (ESSENCE-FL) includes chief complaint data from 211 of 212 Florida EDs. Data are transmitted electronically to ESSENCE-FL daily or hourly.

Coronavirus: summary for Union County

Data for May 30, 2020 (verified at 10 AM)

Data in this report are provisional and subject to change.

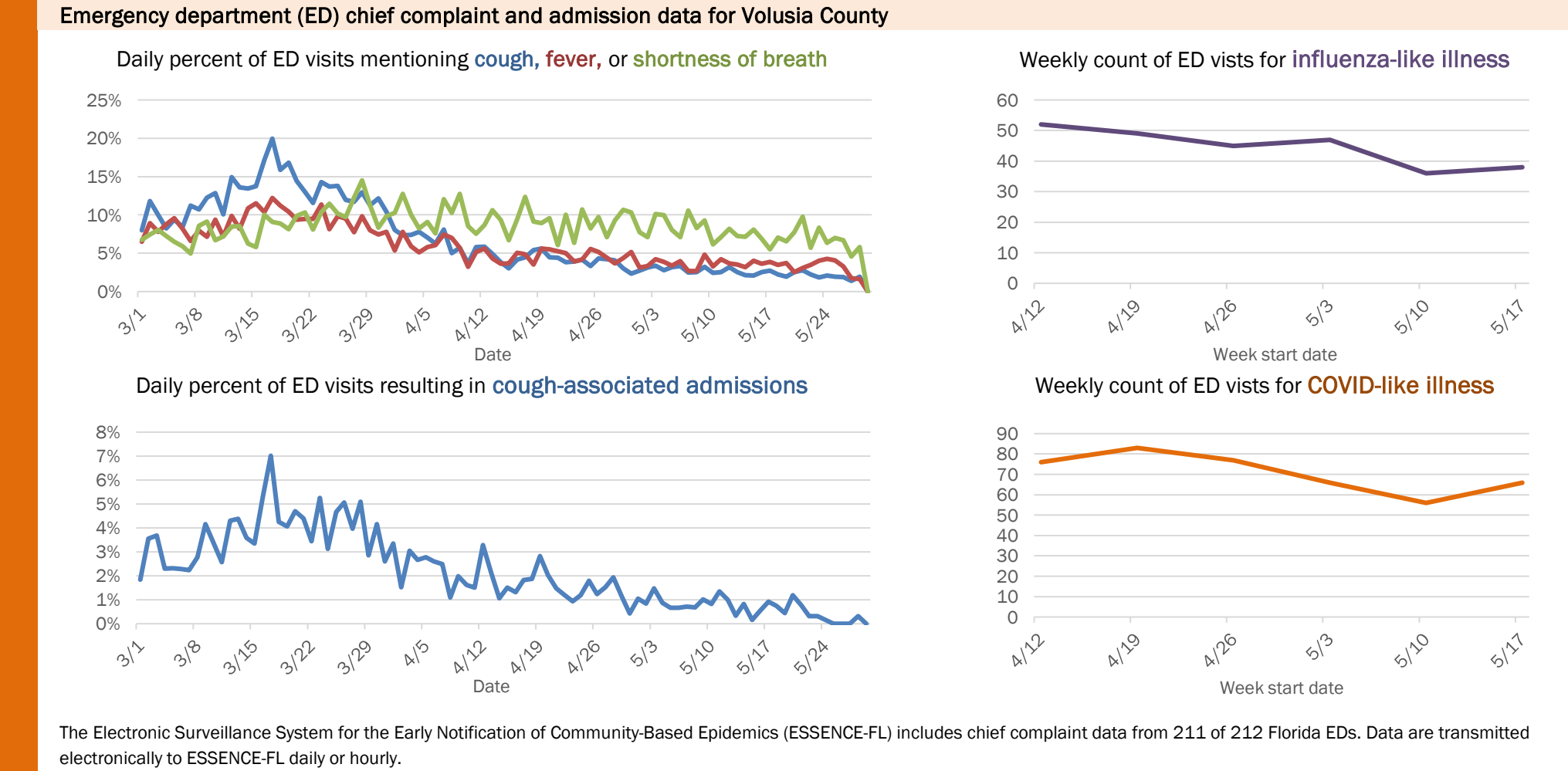
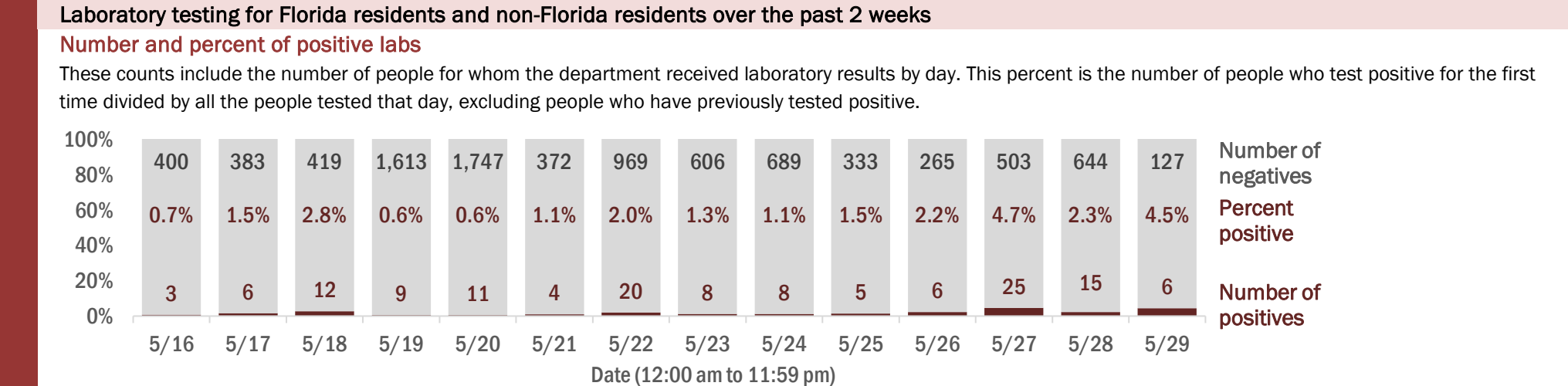
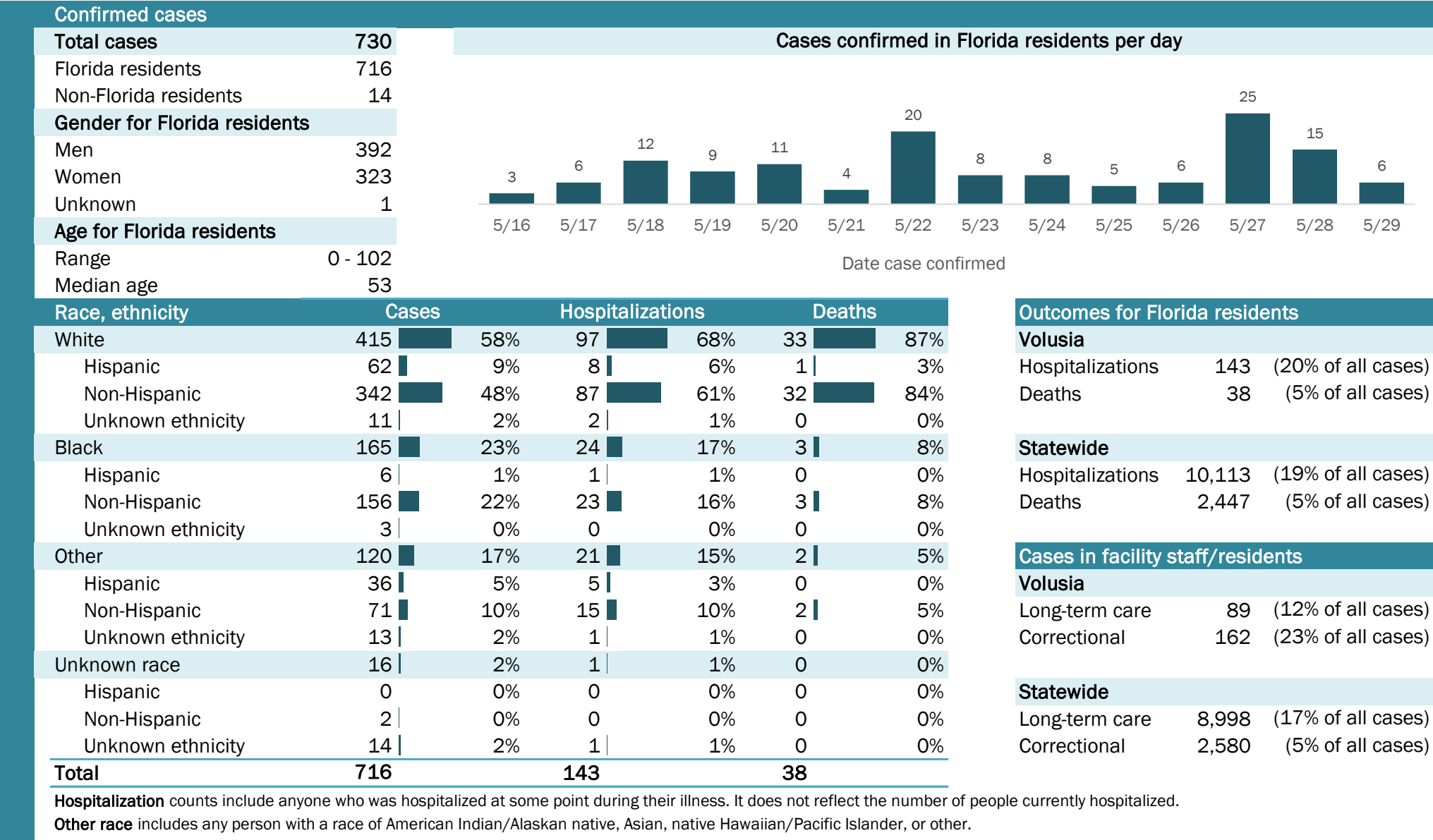


The Electronic Surveillance System for the Early Notification of Community-Based Epidemics (ESSENCE-FL) includes chief complaint data from 211 of 212 Florida EDs. Data are transmitted electronically to ESSENCE-FL daily or hourly.

Coronavirus: summary for Volusia County

Data for May 30, 2020 (verified at 10 AM)

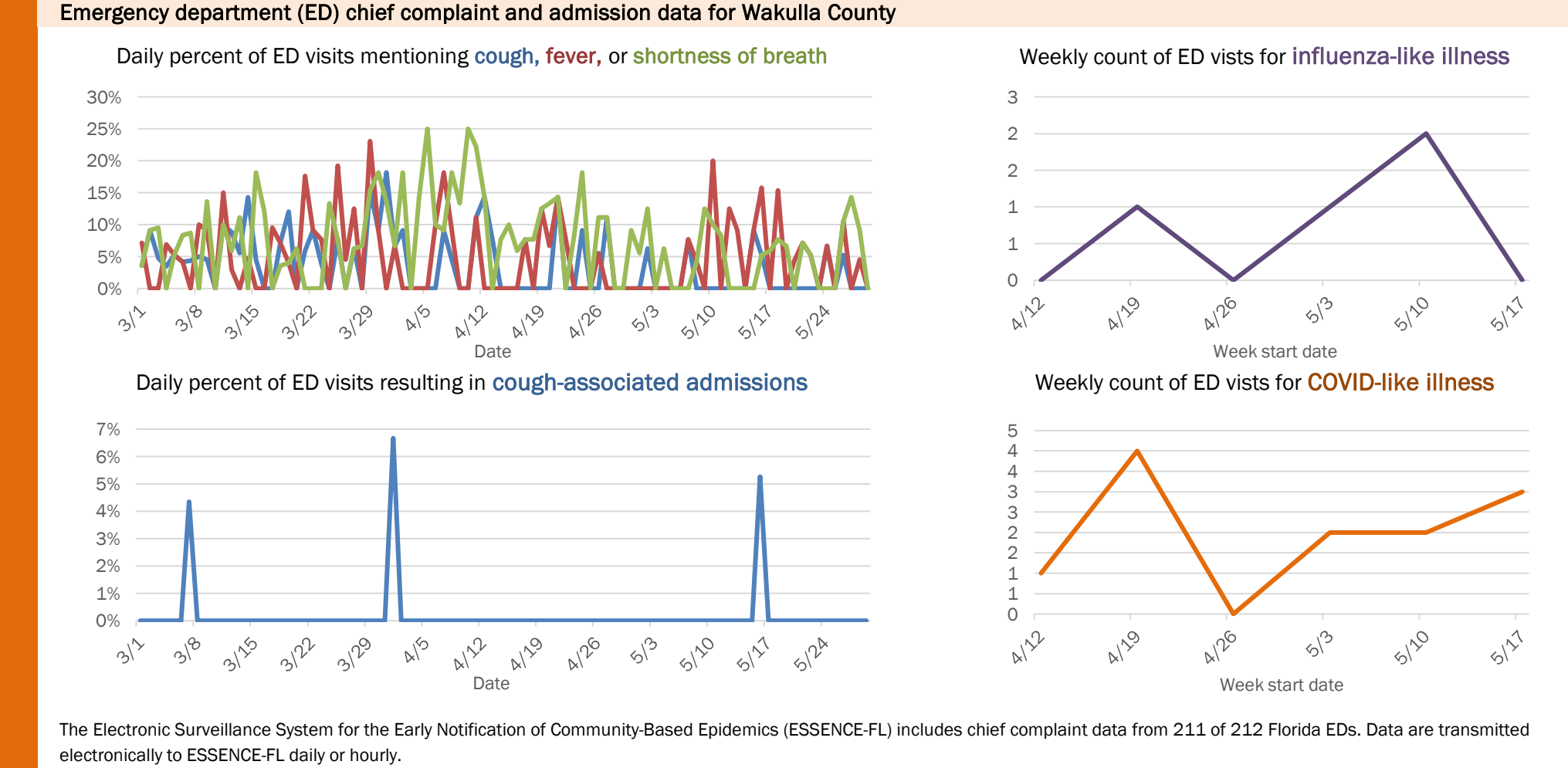
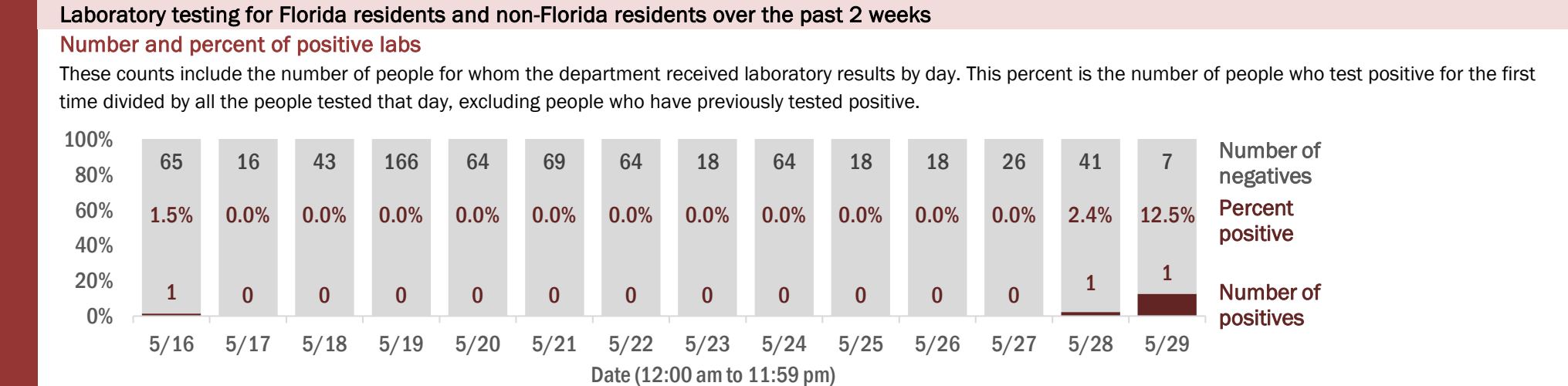
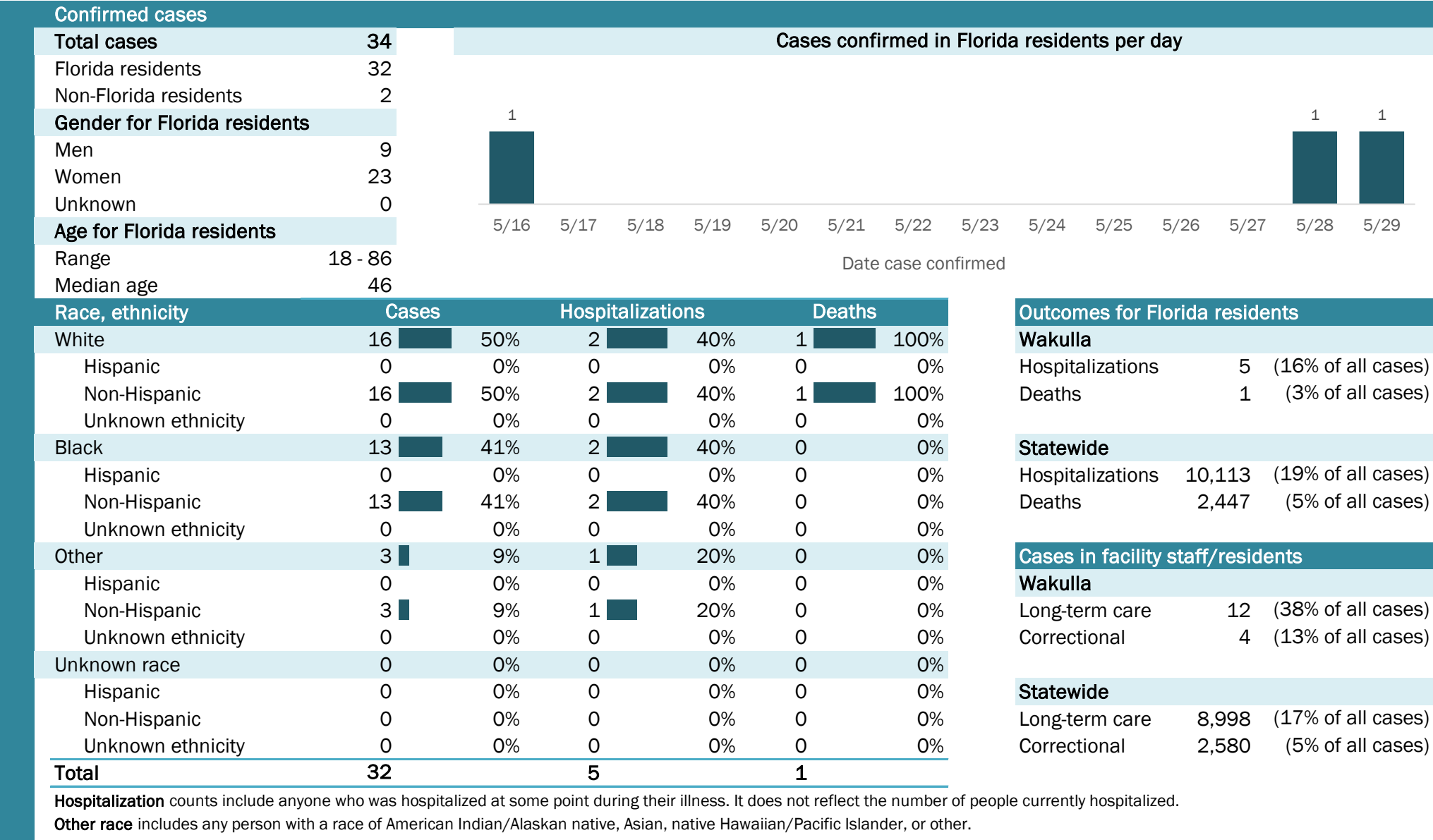
Data in this report are provisional and subject to change.



Coronavirus: summary for Wakulla County

Data for May 30, 2020 (verified at 10 AM)

Data in this report are provisional and subject to change.



Coronavirus: summary for Walton County

Data for May 30, 2020 (verified at 10 AM)

Data in this report are provisional and subject to change.

Confirmed cases

Total cases

114

Florida residents

99

Non-Florida residents

15

Gender for Florida residents

Men

40

Women

59

Unknown

0

Age for Florida residents

Range

1 - 101

Median age

57

Cases confirmed in Florida residents per day

4

9

5

2

4

1

3

2

4

1

5/16

5/17

5/18

5/19

5/20

5/21

5/22

5/23

5/24

5/25

5/26

5/27

5/28

5/29

Date case confirmed

Race, ethnicity	Cases	Hospitalizations	Deaths			
White	91	92%	14	88%	9	100%
Hispanic	9	9%	0	0%	0	0%
Non-Hispanic	81	82%	13	81%	9	100%
Unknown ethnicity	1	1%	1	6%	0	0%
Black	7	7%	2	13%	0	0%
Hispanic	0	0%	0	0%	0	0%
Non-Hispanic	6	6%	2	13%	0	0%
Unknown ethnicity	1	1%	0	0%	0	0%
Other	0	0%	0	0%	0	0%
Hispanic	0	0%	0	0%	0	0%
Non-Hispanic	0	0%	0	0%	0	0%
Unknown ethnicity	0	0%	0	0%	0	0%
Unknown race	1	1%	0	0%	0	0%
Hispanic	0	0%	0	0%	0	0%
Non-Hispanic	0	0%	0	0%	0	0%
Unknown ethnicity	1	1%	0	0%	0	0%
Total	99	16	9			

Hospitalization

counts include anyone who was hospitalized at some point during their illness. It does not reflect the number of people currently hospitalized.

Other race

includes any person with a race of American Indian/Alaskan native, Asian, native Hawaiian/Pacific Islander, or other.

Outcomes for Florida residents

Walton

Hospitalizations

16

(16% of all cases)

Deaths

9

(9% of all cases)

Statewide

Hospitalizations

10,113

(19% of all cases)

Deaths

2,447

(5% of all cases)

Cases in facility staff/residents

Walton

Long-term care

53

(54% of all cases)

Correctional

1

(1% of all cases)

Statewide

Long-term care

8,998

(17% of all cases)

Correctional

2,580

(5% of all cases)

Laboratory testing for Florida residents and non-Florida residents over the past 2 weeks

Number and percent of positive labs

These counts include the number of people for whom the department received laboratory results by day. This percent is the number of people who test positive for the first time divided by all the people tested that day, excluding people who have previously tested positive.

100%

80%

60%

40%

20%

0%

31

29

48

139

93

125

188

20

37

27

16

58

44

36

0.0%

12.1%

15.8%

3.5%

2.1%

3.1%

0.5%

13.0%

0.0%

6.9%

0.0%

0.0%

8.3%

2.7%

0

4

9

5

2

4

1

3

0

2

0

0

4

1

5/16

5/17

5/18

5/19

5/20

5/21

5/22

5/23

5/24

5/25

5/26

5/27

5/28

5/29

Number of negatives

Percent positive

Number of positives

Date (12:00 am to 11:59 pm)

Emergency department (ED) chief complaint and admission data for Walton County

Daily percent of ED visits mentioning cough, fever, or shortness of breath

Weekly count of ED vists for influenza-like illness

Daily percent of ED visits resulting in cough-associated admissions

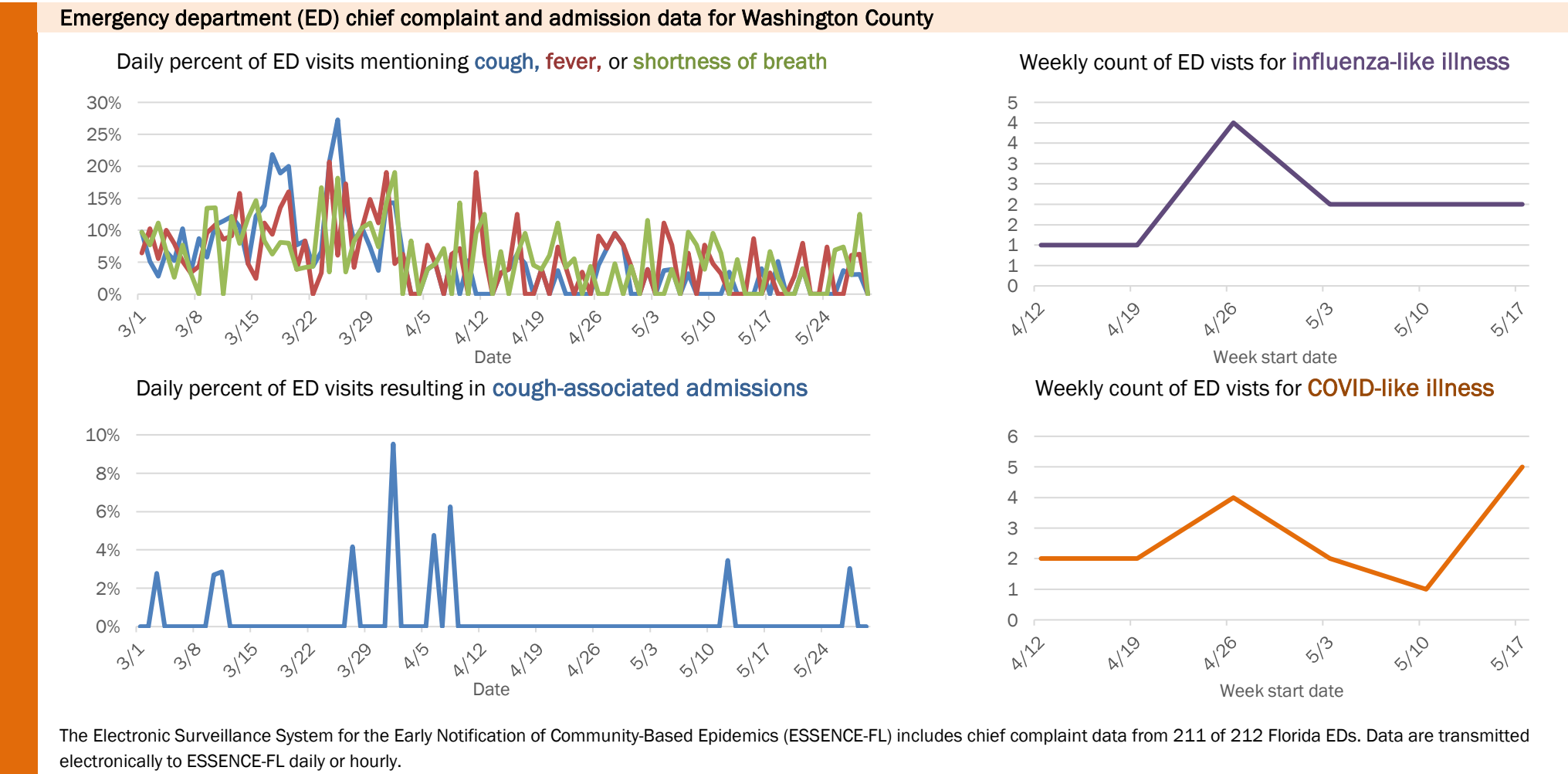
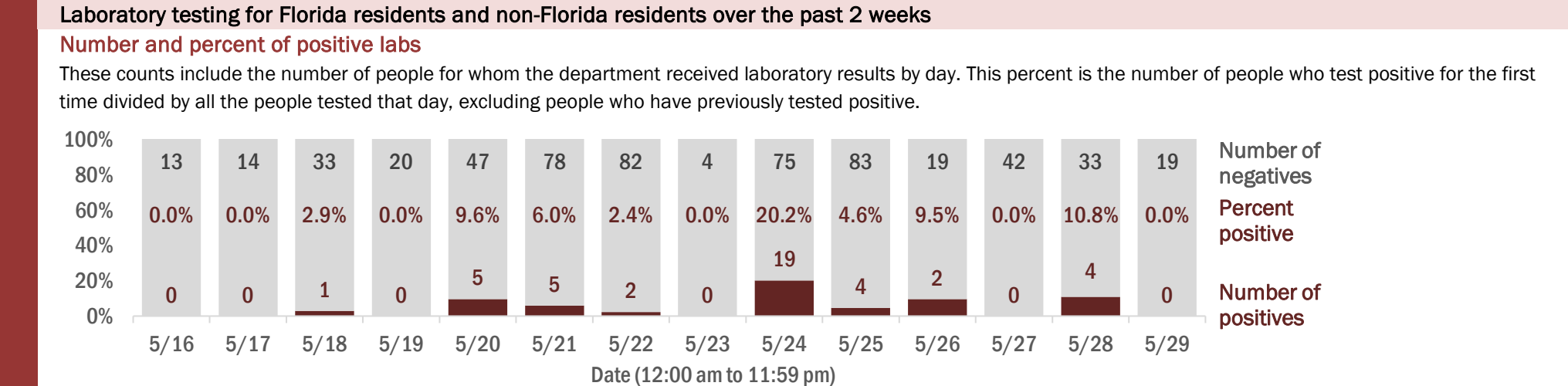
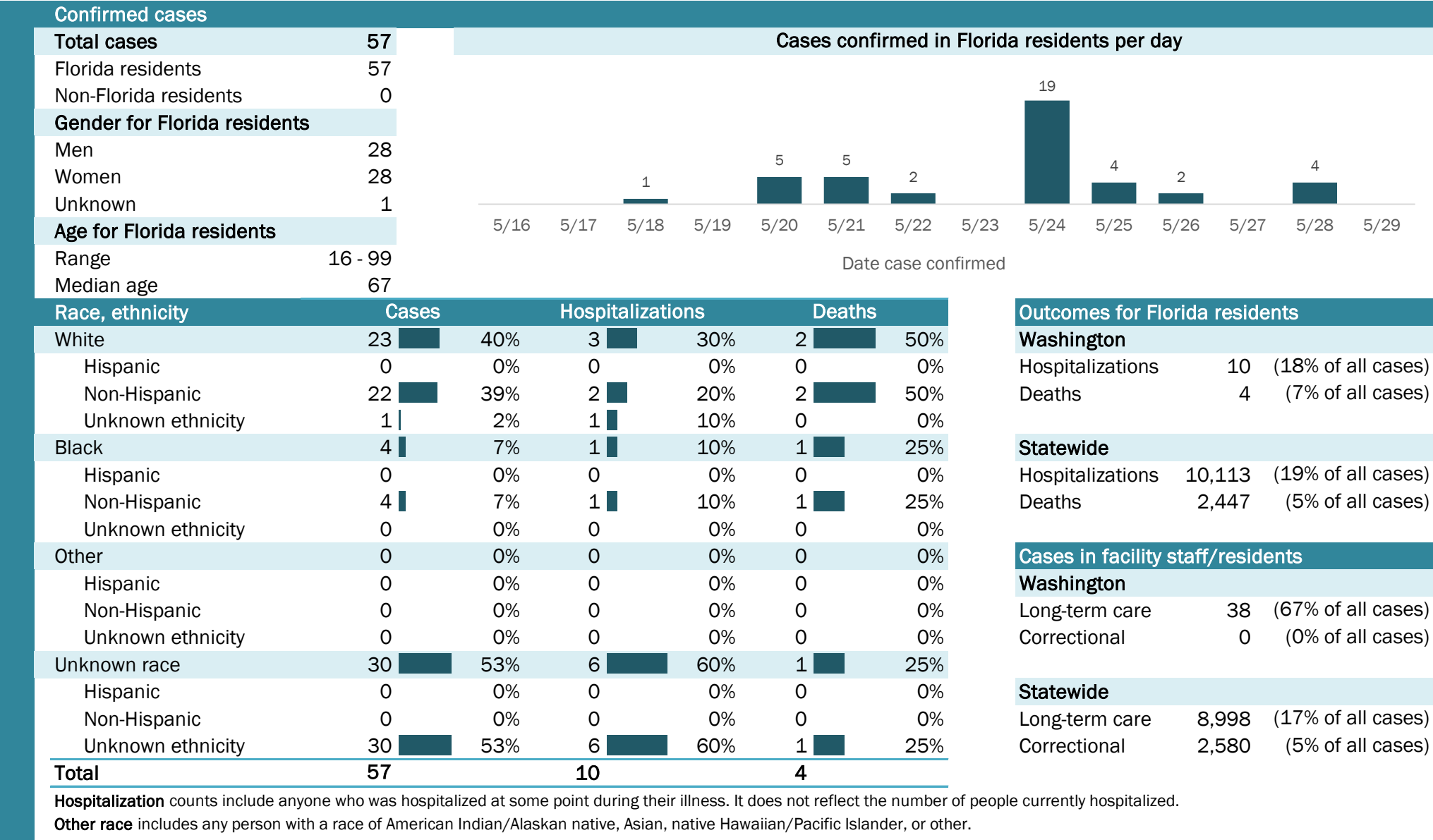
Weekly count of ED vists for COVID-like illness

The Electronic Surveillance System for the Early Notification of Community-Based Epidemics (ESSENCE-FL) includes chief complaint data from 211 of 212 Florida EDs. Data are transmitted electronically to ESSENCE-FL daily or hourly.

Coronavirus: summary for Washington County

Data for May 30, 2020 (verified at 10 AM)

Data in this report are provisional and subject to change.



The Electronic Surveillance System for the Early Notification of Community-Based Epidemics (ESSENCE-FL) includes chief complaint data from 211 of 212 Florida EDs. Data are transmitted electronically to ESSENCE-FL daily or hourly.