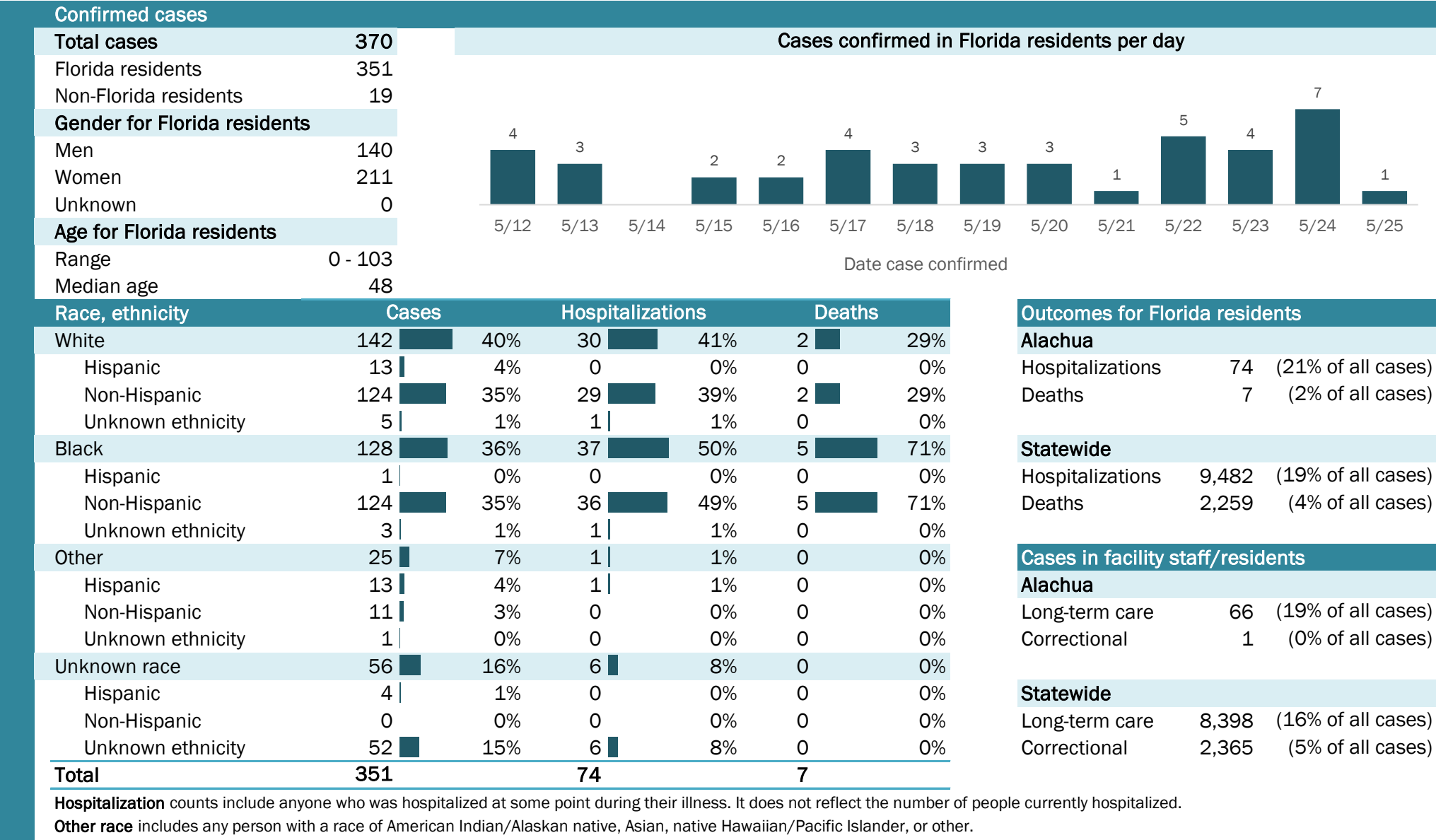


Coronavirus: summary for Alachua County

Data for May 26, 2020 (verified at 10 AM)

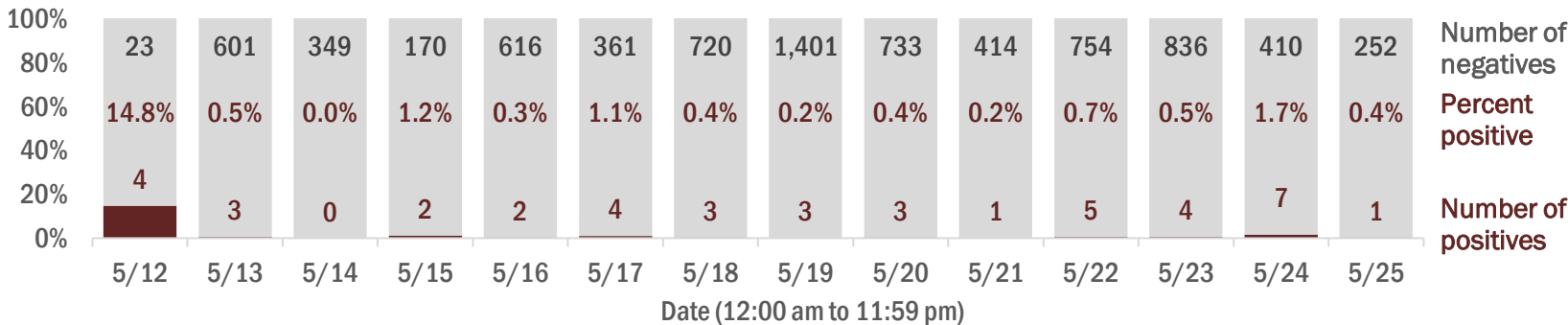
Data in this report are provisional and subject to change.



Laboratory testing for Florida residents and non-Florida residents over the past 2 weeks

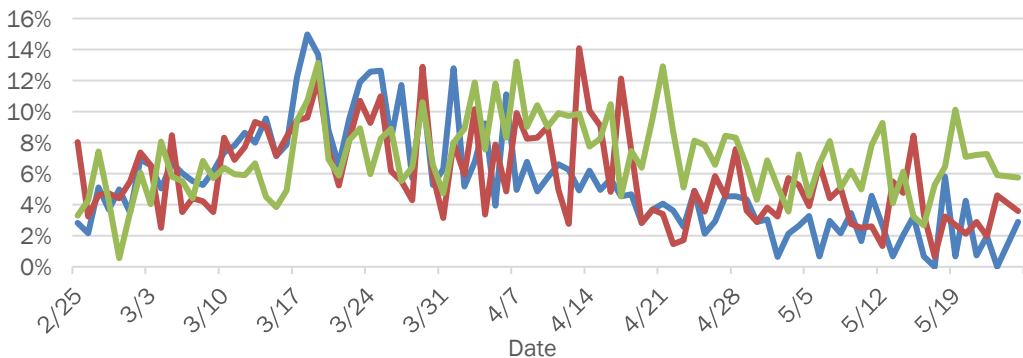
Number and percent of positive labs

These counts include the number of people for whom the department received laboratory results by day. This percent is the number of people who test positive for the first time divided by all the people tested that day, excluding people who have previously tested positive.

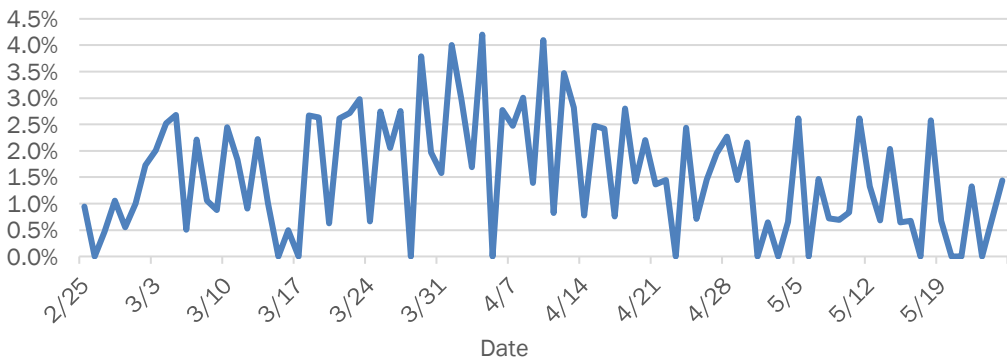


Emergency department (ED) chief complaint and admission data for Alachua County

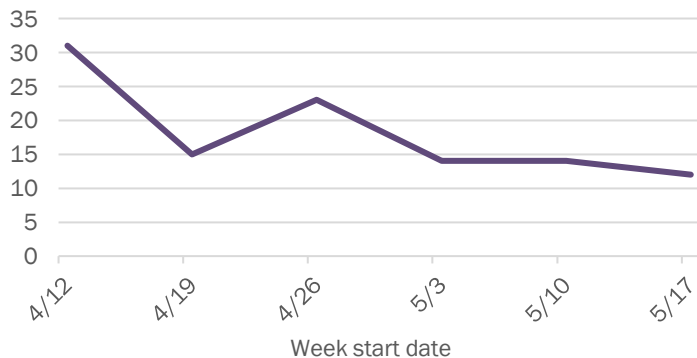
Daily percent of ED visits mentioning cough, fever, or shortness of breath



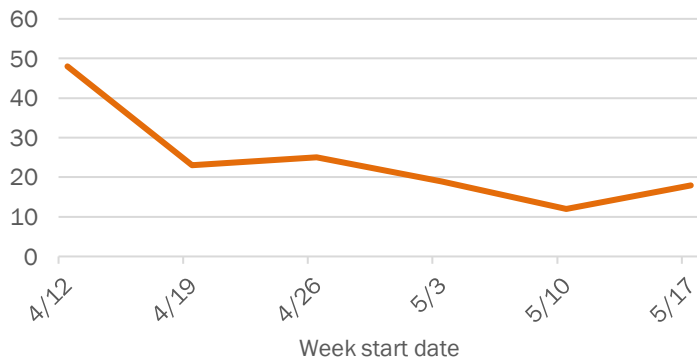
Daily percent of ED visits resulting in cough-associated admissions



Weekly count of ED visits for influenza-like illness



Weekly count of ED visits for COVID-like illness



The Electronic Surveillance System for the Early Notification of Community-Based Epidemics (ESSENCE-FL) includes chief complaint data from 211 of 212 Florida EDs. Data are transmitted electronically to ESSENCE-FL daily or hourly.

Coronavirus: summary for Baker County

Data for May 26, 2020 (verified at 10 AM)

Data in this report are provisional and subject to change.

Confirmed cases

Total cases	27
Florida residents	27
Non-Florida residents	0
Gender for Florida residents	
Men	9
Women	18
Unknown	0
Age for Florida residents	
Range	20 - 97
Median age	64

Cases confirmed in Florida residents per day

Date	Cases
5/12	1
5/13	0
5/14	0
5/15	0
5/16	0
5/17	0
5/18	0
5/19	0
5/20	0
5/21	0
5/22	1
5/23	0
5/24	0
5/25	0

Race, ethnicity	Cases	Hospitalizations	Deaths
White	20 74%	7 78%	3 100%
Hispanic	0 0%	0 0%	0 0%
Non-Hispanic	20 74%	7 78%	3 100%
Unknown ethnicity	0 0%	0 0%	0 0%
Black	6 22%	1 11%	0 0%
Hispanic	0 0%	0 0%	0 0%
Non-Hispanic	5 19%	1 11%	0 0%
Unknown ethnicity	1 4%	0 0%	0 0%
Other	1 4%	1 11%	0 0%
Hispanic	0 0%	0 0%	0 0%
Non-Hispanic	1 4%	1 11%	0 0%
Unknown ethnicity	0 0%	0 0%	0 0%
Unknown race	0 0%	0 0%	0 0%
Hispanic	0 0%	0 0%	0 0%
Non-Hispanic	0 0%	0 0%	0 0%
Unknown ethnicity	0 0%	0 0%	0 0%
Total	27	9	3

Hospitalization counts include anyone who was hospitalized at some point during their illness. It does not reflect the number of people currently hospitalized.

Other race includes any person with a race of American Indian/Alaskan native, Asian, native Hawaiian/Pacific Islander, or other.

Outcomes for Florida residents

Baker

Hospitalizations	9	(33% of all cases)
Deaths	3	(11% of all cases)

Statewide

Hospitalizations	9,482	(19% of all cases)
Deaths	2,259	(4% of all cases)

Cases in facility staff/residents

Baker

Long-term care	15	(56% of all cases)
Correctional	0	(0% of all cases)

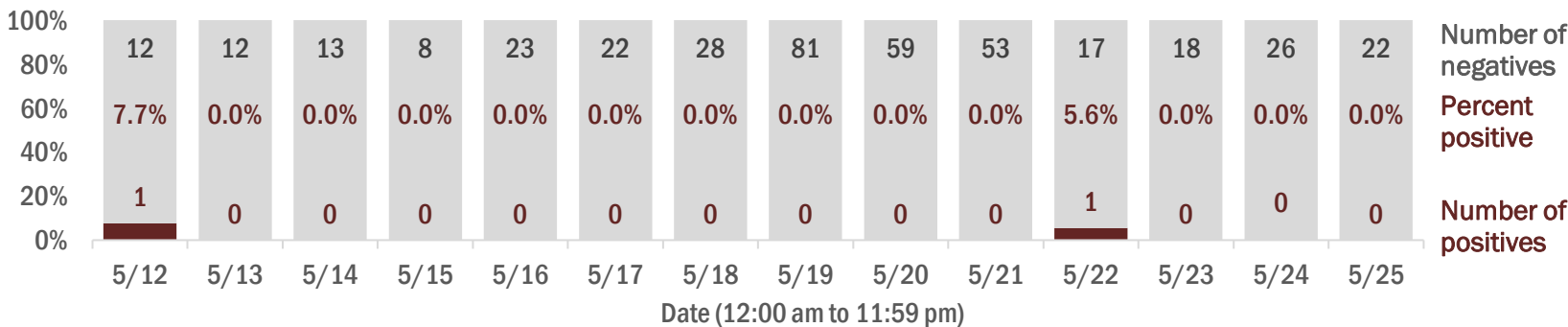
Statewide

Long-term care	8,398	(16% of all cases)
Correctional	2,365	(5% of all cases)

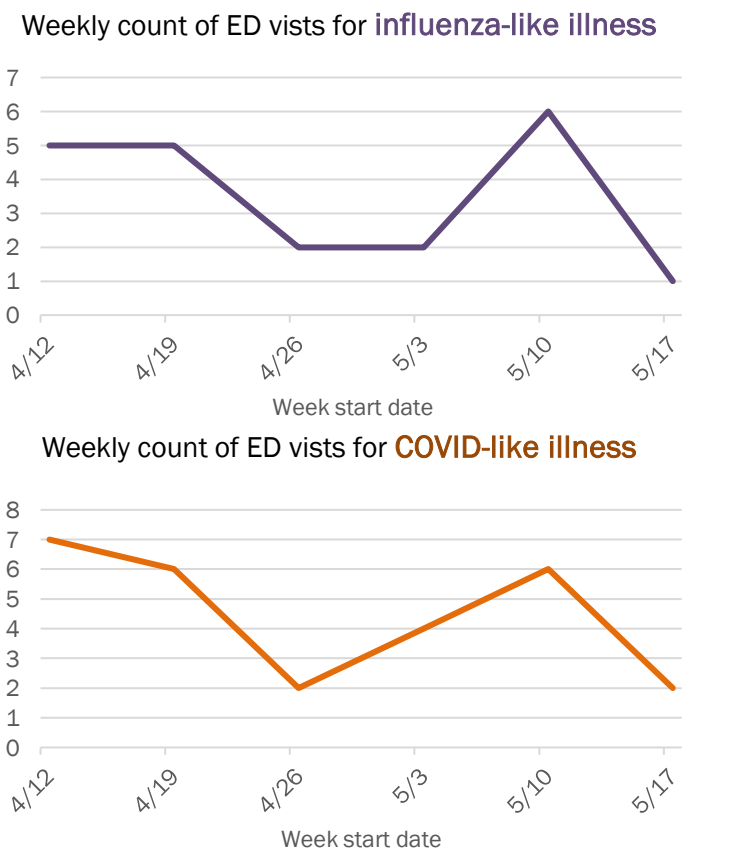
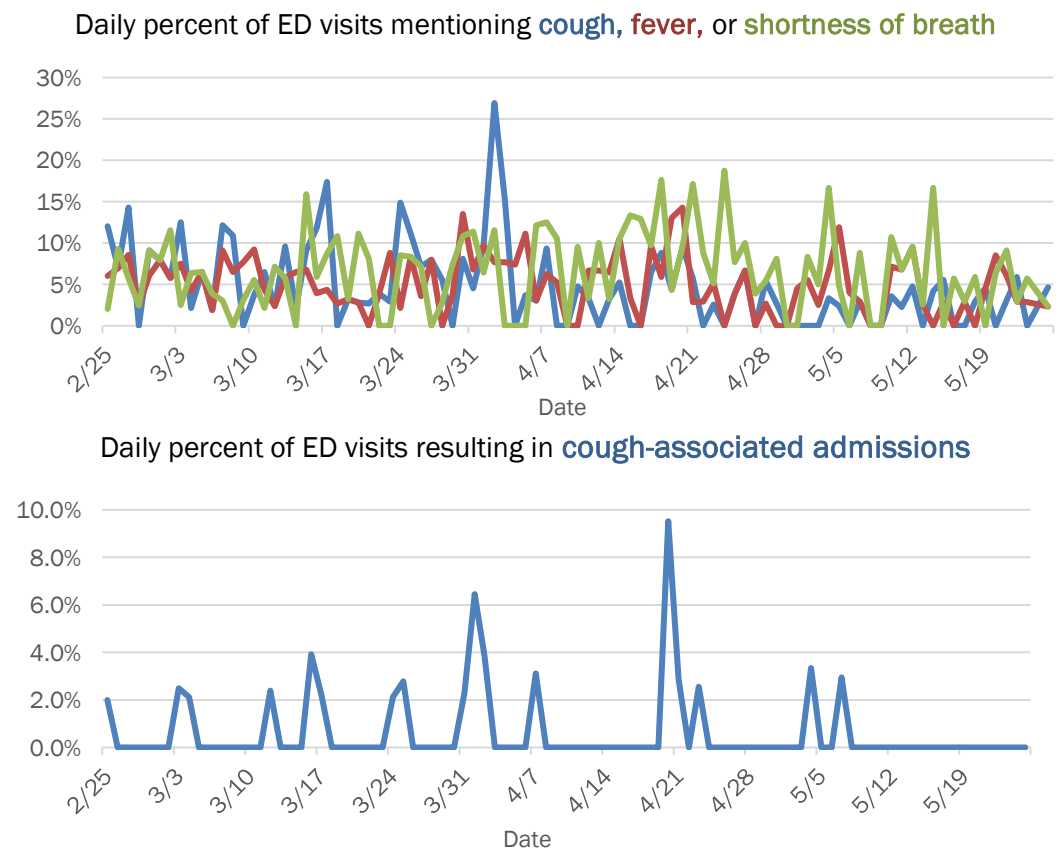
Laboratory testing for Florida residents and non-Florida residents over the past 2 weeks

Number and percent of positive labs

These counts include the number of people for whom the department received laboratory results by day. This percent is the number of people who test positive for the first time divided by all the people tested that day, excluding people who have previously tested positive.



Emergency department (ED) chief complaint and admission data for Baker County



The Electronic Surveillance System for the Early Notification of Community-Based Epidemics (ESSENCE-FL) includes chief complaint data from 211 of 212 Florida EDs. Data are transmitted electronically to ESSENCE-FL daily or hourly.

Coronavirus: summary for Bay County

Data for May 26, 2020 (verified at 10 AM)

Data in this report are provisional and subject to change.

Confirmed cases

Total cases

97

Florida residents

95

Non-Florida residents

2

Gender for Florida residents

Men

55

Women

40

Unknown

0

Age for Florida residents

Range

2 - 93

Median age

48

Cases confirmed in Florida residents per day

3

3

1

1

6

2

1

2

5/12

5/13

5/14

5/15

5/16

5/17

5/18

5/19

5/20

5/21

5/22

5/23

5/24

5/25

Date case confirmed

Race, ethnicity	Cases	Hospitalizations	Deaths
White	7478%862%3100%		
Hispanic	2122%18%00%		
Non-Hispanic	5154%754%3100%		
Unknown ethnicity	22%00%00%		
Black	1112%323%00%		
Hispanic	00%00%00%		
Non-Hispanic	1112%323%00%		
Unknown ethnicity	00%00%00%		
Other	66%215%00%		
Hispanic	44%18%00%		
Non-Hispanic	11%18%00%		
Unknown ethnicity	11%00%00%		
Unknown race	44%00%00%		
Hispanic	00%00%00%		
Non-Hispanic	00%00%00%		
Unknown ethnicity	44%00%00%		
Total	95133		

Hospitalization

counts include anyone who was hospitalized at some point during their illness. It does not reflect the number of people currently hospitalized.

Other race

includes any person with a race of American Indian/Alaskan native, Asian, native Hawaiian/Pacific Islander, or other.

Outcomes for Florida residents

Bay

Hospitalizations

13

(14% of all cases)

Deaths

3

(3% of all cases)

Statewide

Hospitalizations

9,482

(19% of all cases)

Deaths

2,259

(4% of all cases)

Cases in facility staff/residents

Bay

Long-term care

7

(7% of all cases)

Correctional

3

(3% of all cases)

Statewide

Long-term care

8,398

(16% of all cases)

Correctional

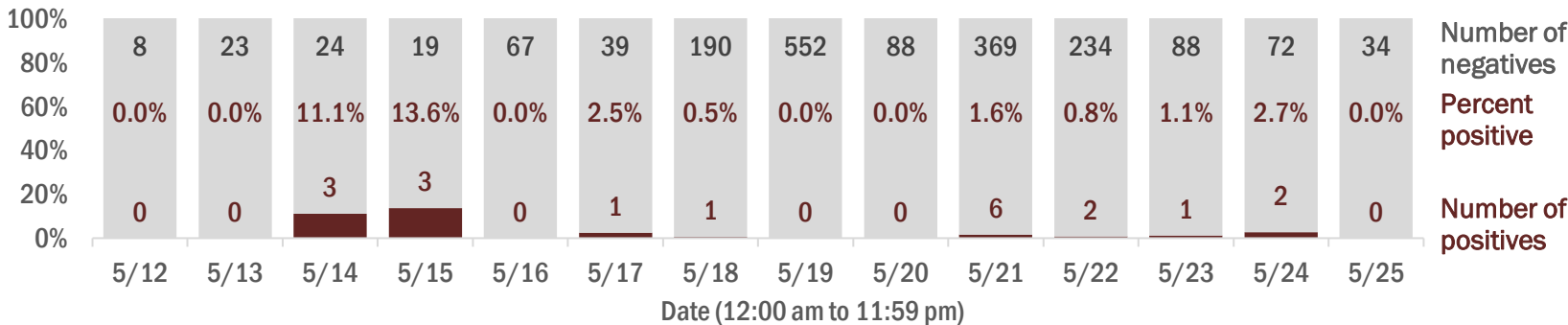
2,365

(5% of all cases)

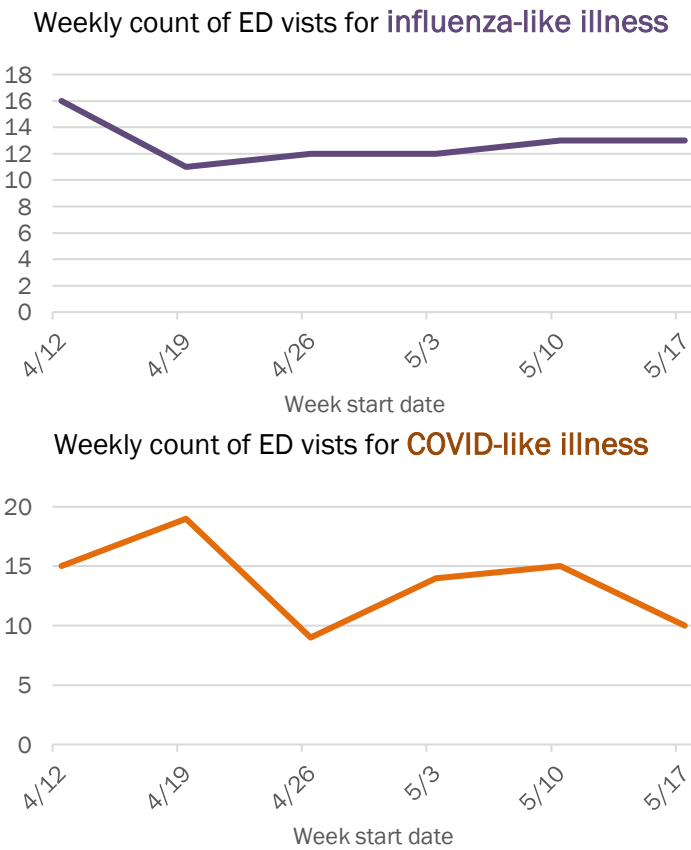
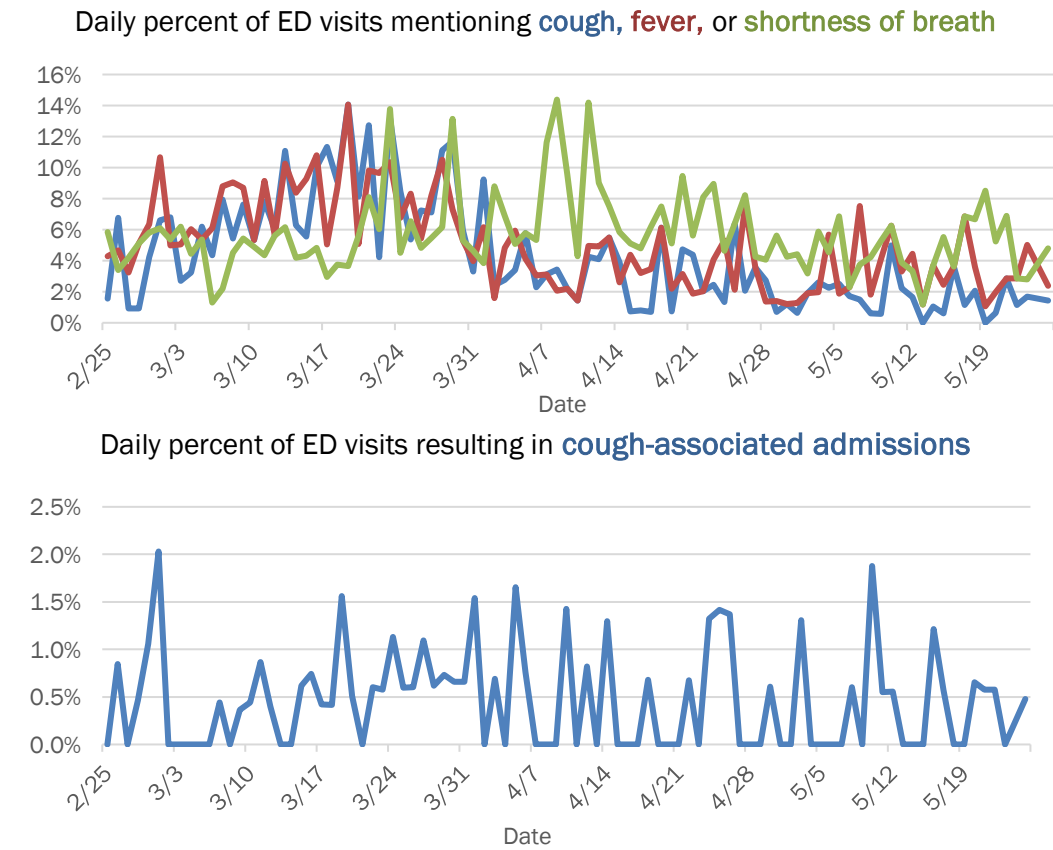
Laboratory testing for Florida residents and non-Florida residents over the past 2 weeks

Number and percent of positive labs

These counts include the number of people for whom the department received laboratory results by day. This percent is the number of people who test positive for the first time divided by all the people tested that day, excluding people who have previously tested positive.



Emergency department (ED) chief complaint and admission data for Bay County



The Electronic Surveillance System for the Early Notification of Community-Based Epidemics (ESSENCE-FL) includes chief complaint data from 211 of 212 Florida EDs. Data are transmitted electronically to ESSENCE-FL daily or hourly.

Coronavirus: summary for Bradford County

Data for May 26, 2020 (verified at 10 AM)

Data in this report are provisional and subject to change.

Confirmed cases

Total cases

51

Florida residents

51

Non-Florida residents

0

Gender for Florida residents

Men

10

Women

41

Unknown

0

Age for Florida residents

Range

8 - 107

Median age

72

Cases confirmed in Florida residents per day

1

1

1

5/12

5/13

5/14

5/15

5/16

5/17

5/18

5/19

5/20

5/21

5/22

5/23

5/24

5/25

Date case confirmed

Race, ethnicity	Cases	Hospitalizations	Deaths
White	4588%	982%	2100%
Hispanic	00%	00%	00%
Non-Hispanic	4588%	982%	2100%
Unknown ethnicity	00%	00%	00%
Black	510%	19%	00%
Hispanic	00%	00%	00%
Non-Hispanic	510%	19%	00%
Unknown ethnicity	00%	00%	00%
Other	12%	19%	00%
Hispanic	00%	00%	00%
Non-Hispanic	12%	19%	00%
Unknown ethnicity	00%	00%	00%
Unknown race	00%	00%	00%
Hispanic	00%	00%	00%
Non-Hispanic	00%	00%	00%
Unknown ethnicity	00%	00%	00%
Total	51	11	2

Hospitalization

counts include anyone who was hospitalized at some point during their illness. It does not reflect the number of people currently hospitalized.

Other race

includes any person with a race of American Indian/Alaskan native, Asian, native Hawaiian/Pacific Islander, or other.

Outcomes for Florida residents

Bradford

Hospitalizations

11

(22% of all cases)

Deaths

2

(4% of all cases)

Statewide

Hospitalizations

9,482

(19% of all cases)

Deaths

2,259

(4% of all cases)

Cases in facility staff/residents

Bradford

Long-term care

28

(55% of all cases)

Correctional

0

(0% of all cases)

Statewide

Long-term care

8,398

(16% of all cases)

Correctional

2,365

(5% of all cases)

Laboratory testing for Florida residents and non-Florida residents over the past 2 weeks

Number and percent of positive labs

These counts include the number of people for whom the department received laboratory results by day. This percent is the number of people who test positive for the first time divided by all the people tested that day, excluding people who have previously tested positive.

Date	Number of negatives	Percent positive	Number of positives
5/12	59	0.0%	0
5/13	18	0.0%	0
5/14	26	3.7%	1
5/15	8	0.0%	0
5/16	41	2.4%	1
5/17	52	0.0%	0
5/18	36	0.0%	0
5/19	114	0.0%	0
5/20	115	0.0%	0
5/21	19	0.0%	0
5/22	23	0.0%	0
5/23	36	2.7%	1
5/24	83	0.0%	0
5/25	14	0.0%	0

Emergency department (ED) chief complaint and admission data for Bradford County

Daily percent of ED visits mentioning cough, fever, or shortness of breath

Daily percent of ED visits resulting in cough-associated admissions

Weekly count of ED visits for influenza-like illness

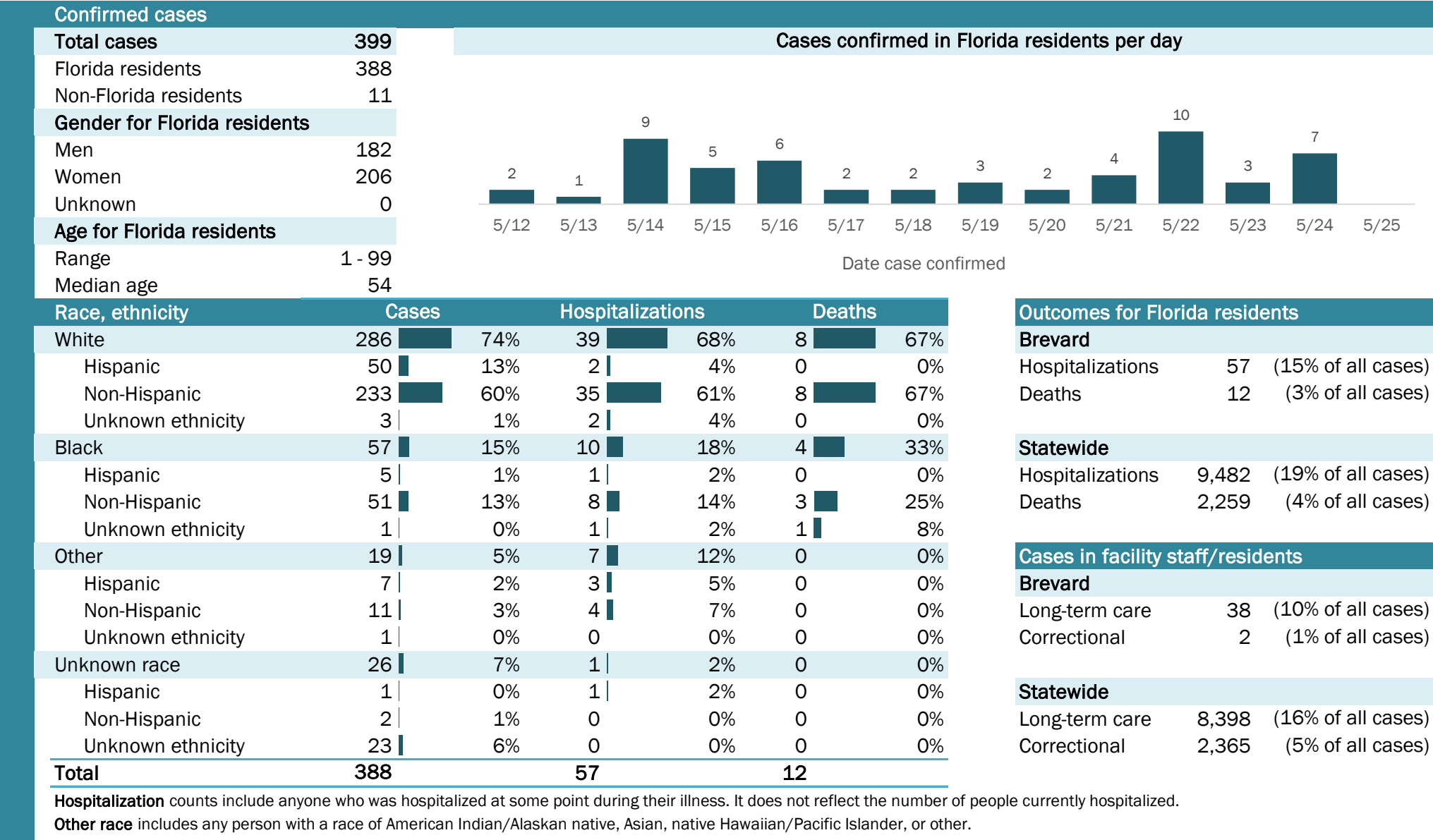
Weekly count of ED visits for COVID-like illness

The Electronic Surveillance System for the Early Notification of Community-Based Epidemics (ESSENCE-FL) includes chief complaint data from 211 of 212 Florida EDs. Data are transmitted electronically to ESSENCE-FL daily or hourly.

Coronavirus: summary for Brevard County

Data for May 26, 2020 (verified at 10 AM)

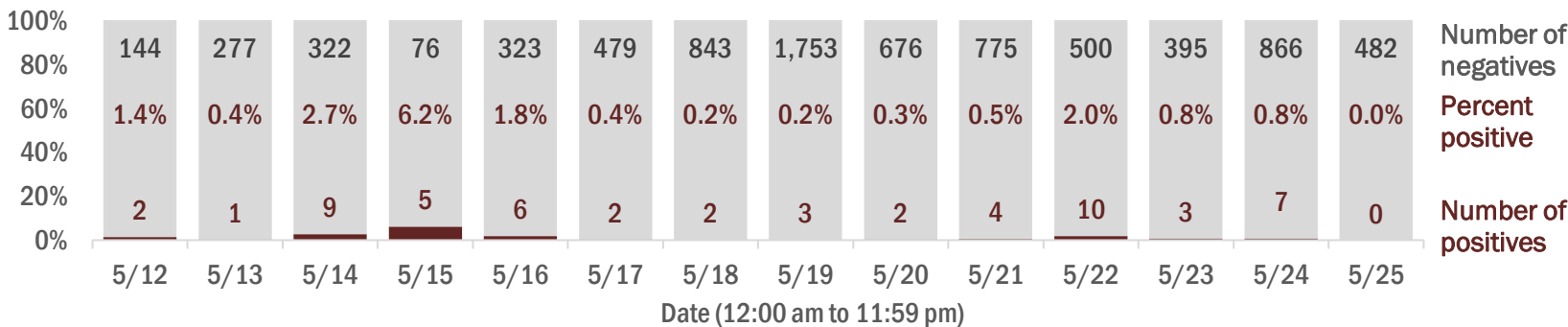
Data in this report are provisional and subject to change.



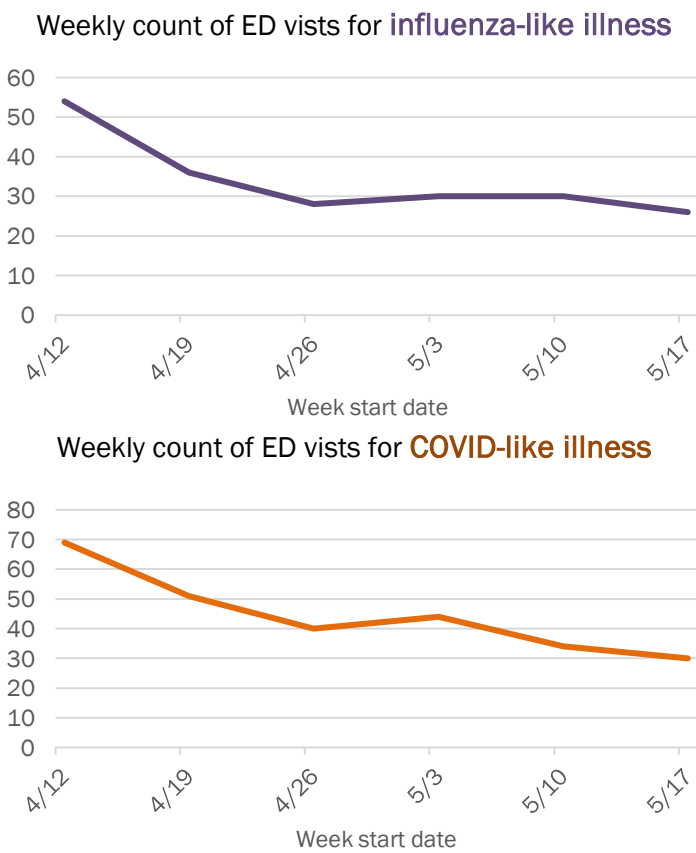
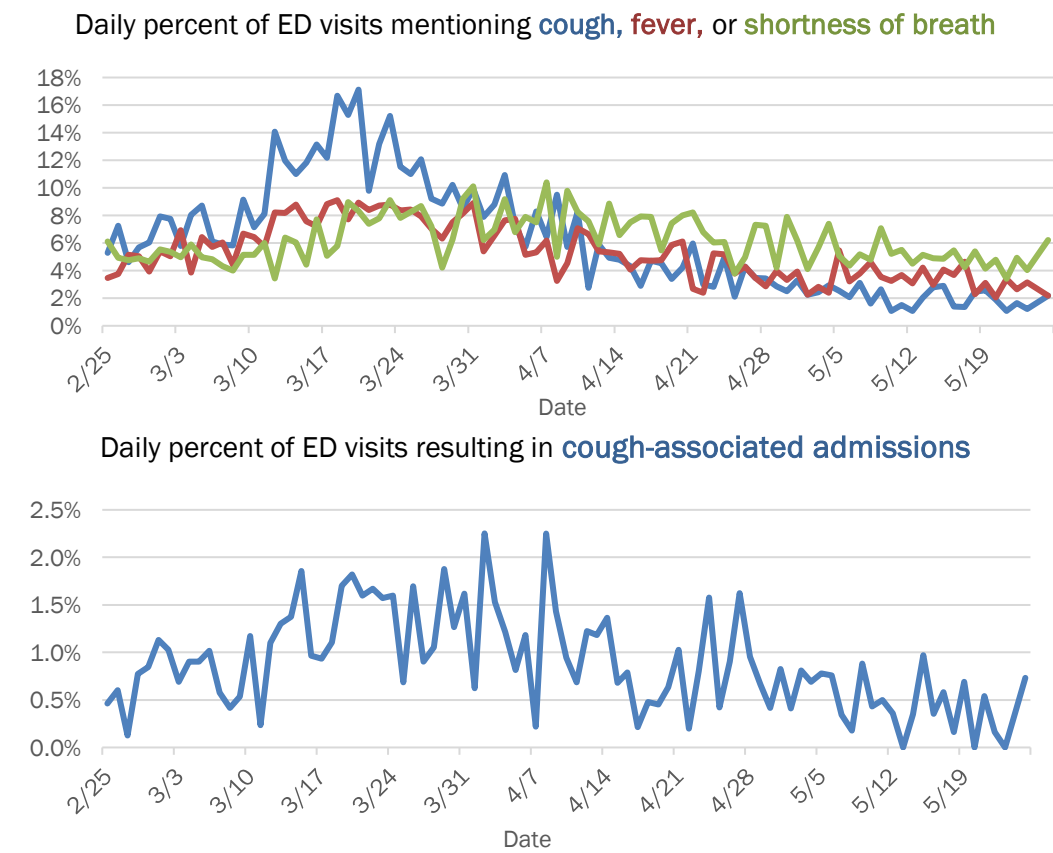
Laboratory testing for Florida residents and non-Florida residents over the past 2 weeks

Number and percent of positive labs

These counts include the number of people for whom the department received laboratory results by day. This percent is the number of people who test positive for the first time divided by all the people tested that day, excluding people who have previously tested positive.



Emergency department (ED) chief complaint and admission data for Brevard County

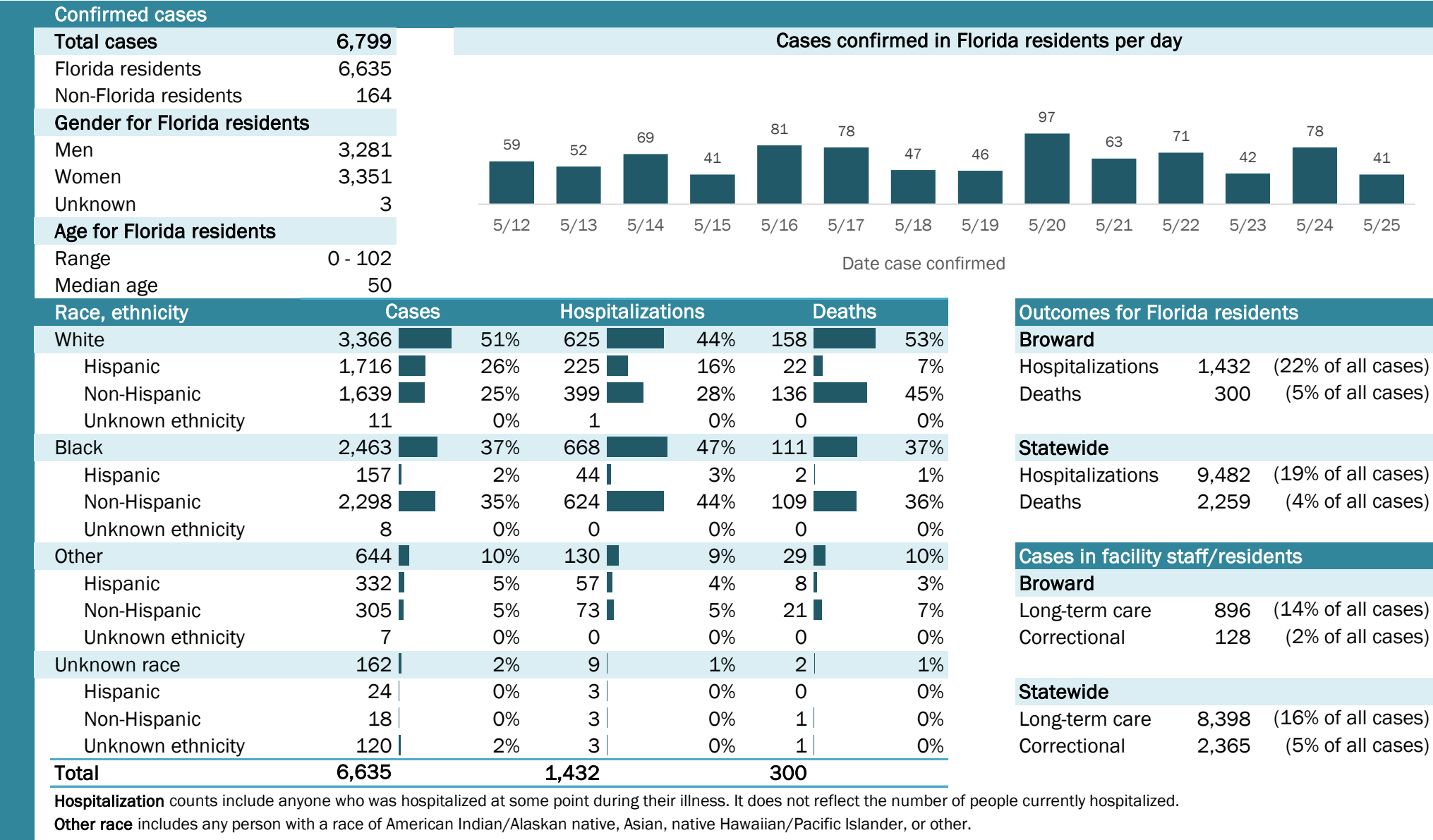


The Electronic Surveillance System for the Early Notification of Community-Based Epidemics (ESSENCE-FL) includes chief complaint data from 211 of 212 Florida EDs. Data are transmitted electronically to ESSENCE-FL daily or hourly.

Coronavirus: summary for Broward County

Data for May 26, 2020 (verified at 10 AM)

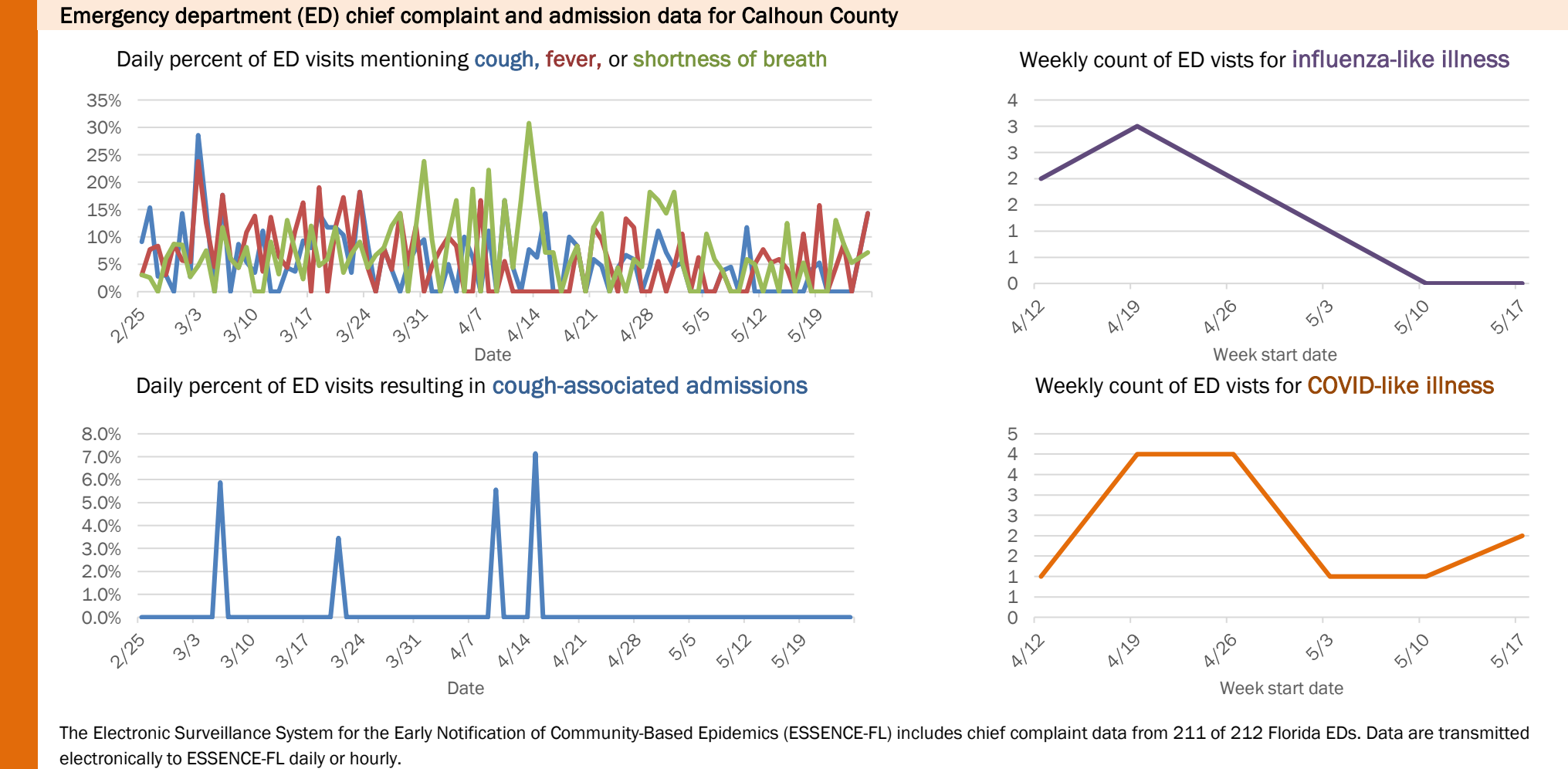
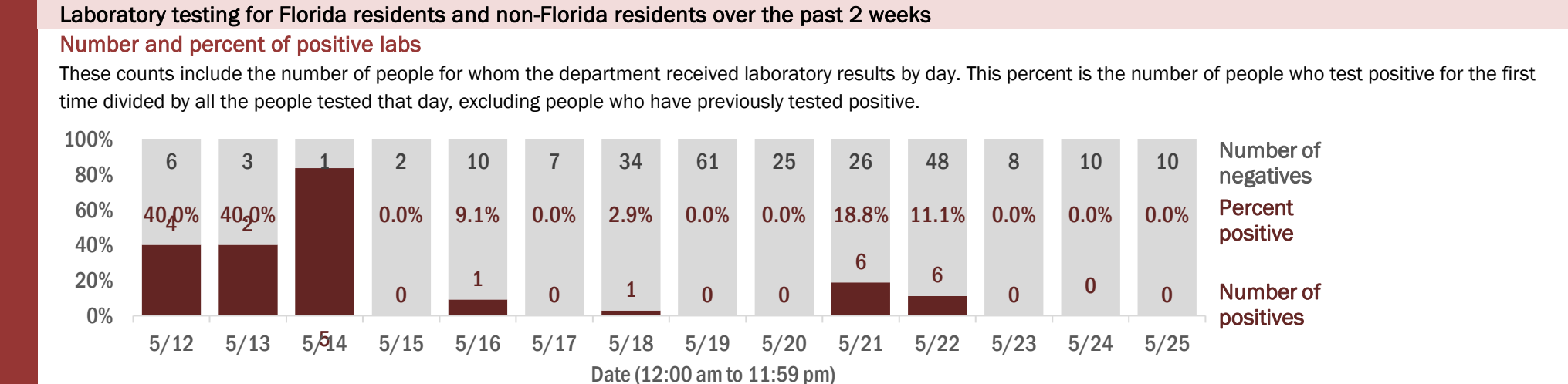
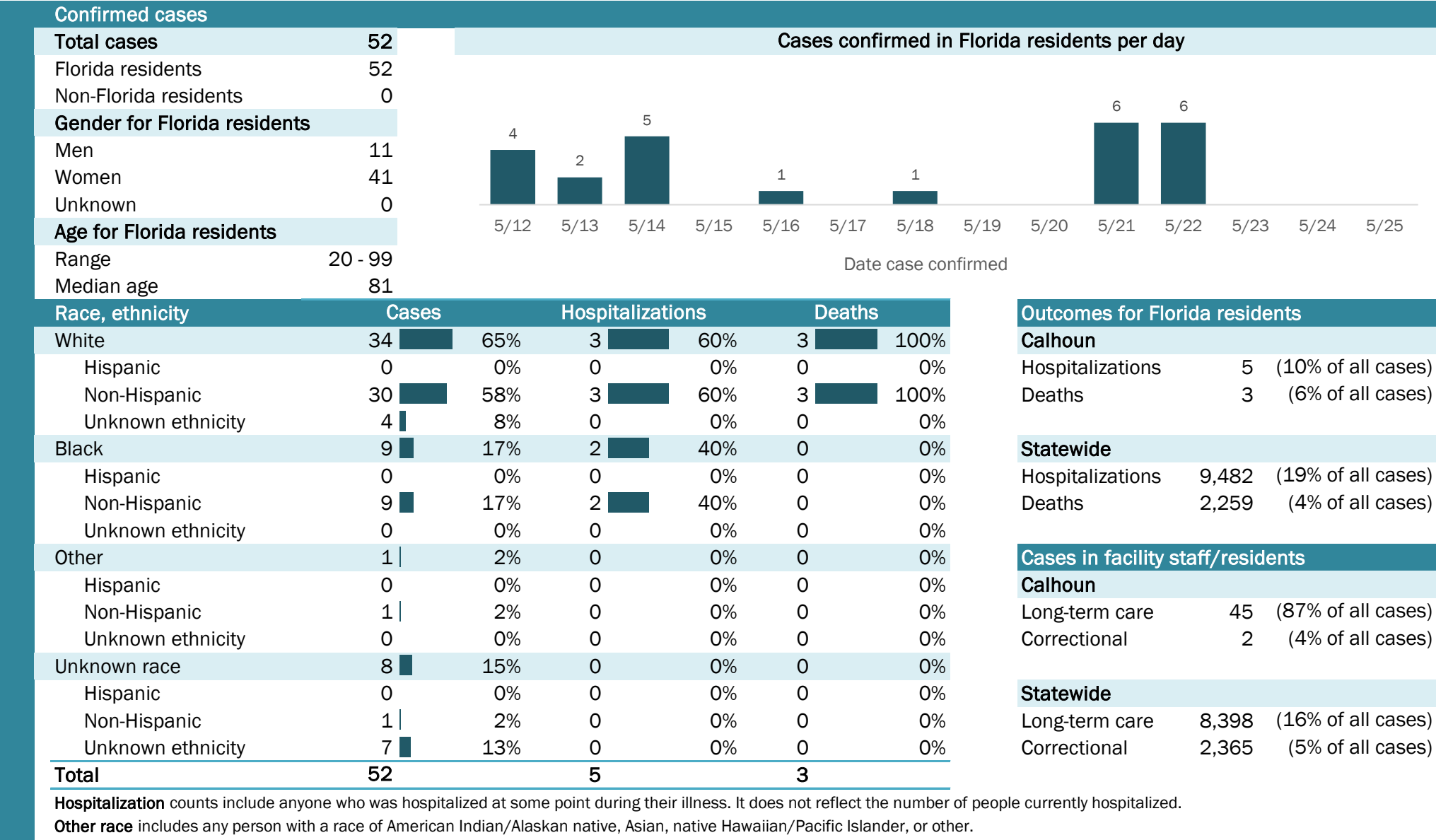
Data in this report are provisional and subject to change.



Coronavirus: summary for Calhoun County

Data for May 26, 2020 (verified at 10 AM)

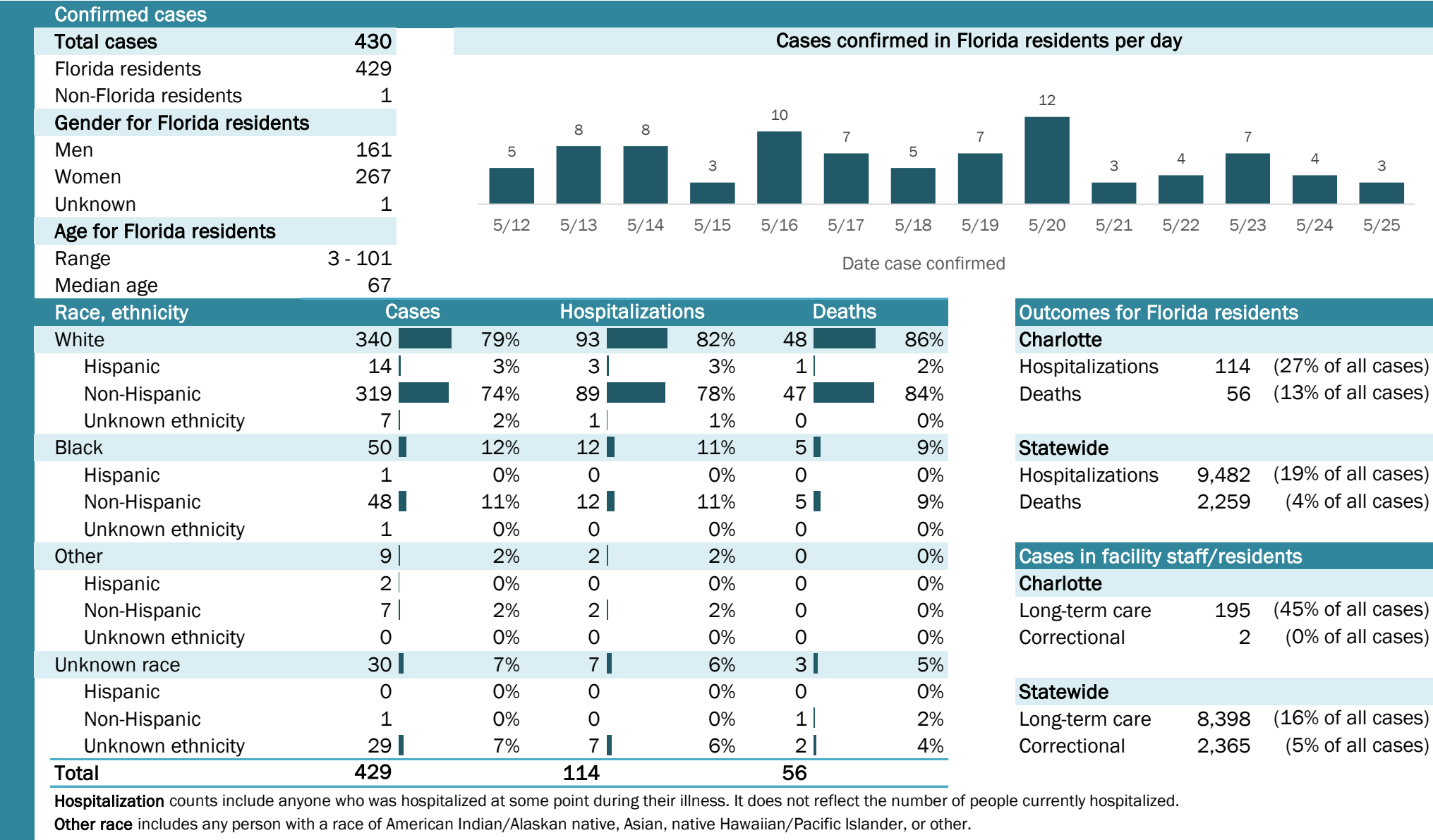
Data in this report are provisional and subject to change.



Coronavirus: summary for Charlotte County

Data for May 26, 2020 (verified at 10 AM)

Data in this report are provisional and subject to change.



Coronavirus: summary for Citrus County

Data for May 26, 2020 (verified at 10 AM)

Data in this report are provisional and subject to change.

Confirmed cases

Total cases

119

Florida residents

119

Non-Florida residents

0

Gender for Florida residents

Men

61

Women

58

Unknown

0

Age for Florida residents

Range

0 - 97

Median age

60

Cases confirmed in Florida residents per day

1

5/12

1

5/13

1

5/14

2

5/16

1

5/18

2

5/19

3

5/21

1

5/24

Race, ethnicity

Cases

Hospitalizations

Deaths

White

84

71%

29

91%

12

100%

Hispanic

7

6%

1

3%

0

0%

Non-Hispanic

75

63%

28

88%

12

100%

Unknown ethnicity

2

2%

0

0%

0

0%

Black

1

1%

0

0%

0

0%

Hispanic

0

0%

0

0%

0

0%

Non-Hispanic

1

1%

0

0%

0

0%

Unknown ethnicity

0

0%

0

0%

0

0%

Other

10

8%

0

0%

0

0%

Hispanic

4

3%

0

0%

0

0%

Non-Hispanic

6

5%

0

0%

0

0%

Unknown ethnicity

0

0%

0

0%

0

0%

Unknown race

24

20%

3

9%

0

0%

Hispanic

3

3%

0

0%

0

0%

Non-Hispanic

0

0%

0

0%

0

0%

Unknown ethnicity

21

18%

3

9%

0

0%

Total

119

32

12

Outcomes for Florida residents

Citrus

Hospitalizations

32

(27% of all cases)

Deaths

12

(10% of all cases)

Statewide

Hospitalizations

9,482

(19% of all cases)

Deaths

2,259

(4% of all cases)

Cases in facility staff/residents

Citrus

Long-term care

7

(6% of all cases)

Correctional

3

(3% of all cases)

Statewide

Long-term care

8,398

(16% of all cases)

Correctional

2,365

(5% of all cases)

Hospitalization counts include anyone who was hospitalized at some point during their illness. It does not reflect the number of people currently hospitalized.

Other race includes any person with a race of American Indian/Alaskan native, Asian, native Hawaiian/Pacific Islander, or other.

Laboratory testing for Florida residents and non-Florida residents over the past 2 weeks

Number and percent of positive labs

These counts include the number of people for whom the department received laboratory results by day. This percent is the number of people who test positive for the first time divided by all the people tested that day, excluding people who have previously tested positive.

100%

80%

60%

40%

20%

0%

74

1.3%

1

50

2.0%

1

53

1.9%

1

30

0.0%

0

147

1.3%

2

99

0.0%

0

193

0.5%

1

269

0.7%

2

217

0.0%

0

118

2.5%

3

151

0.0%

0

86

0.0%

0

256

0.4%

1

72

0.0%

0

5/12

5/13

5/14

5/15

5/16

5/17

5/18

5/19

5/20

5/21

5/22

5/23

5/24

5/25

Number of negatives

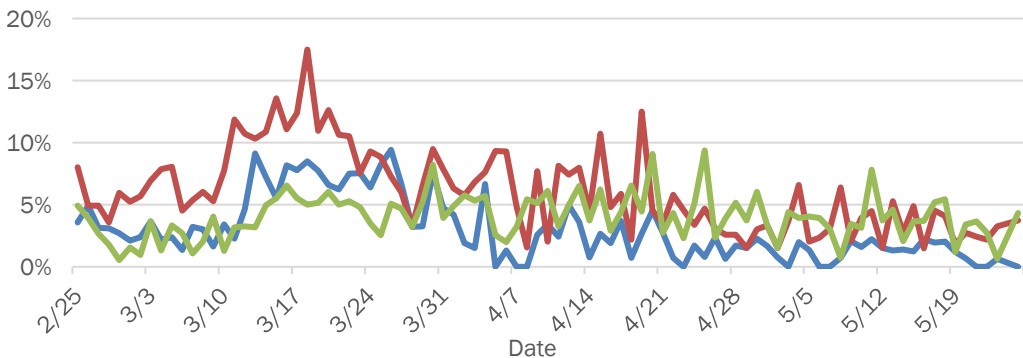
Percent positive

Number of positives

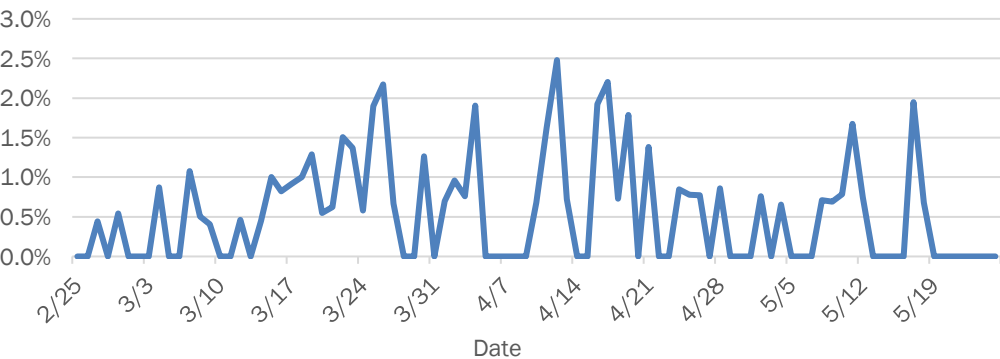
Date (12:00 am to 11:59 pm)

Emergency department (ED) chief complaint and admission data for Citrus County

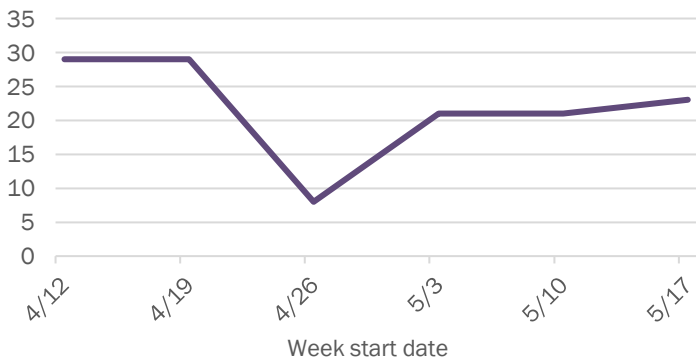
Daily percent of ED visits mentioning cough, fever, or shortness of breath



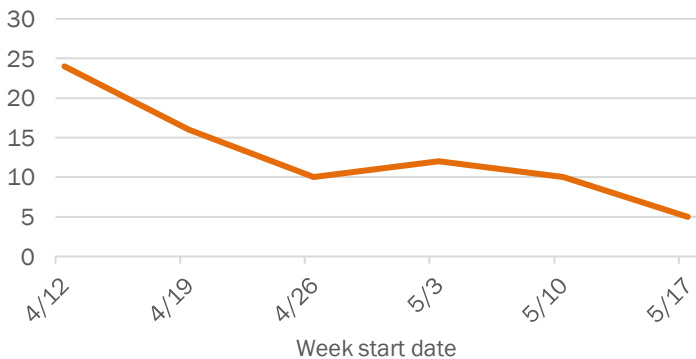
Daily percent of ED visits resulting in cough-associated admissions



Weekly count of ED vists for influenza-like illness



Weekly count of ED vists for COVID-like illness

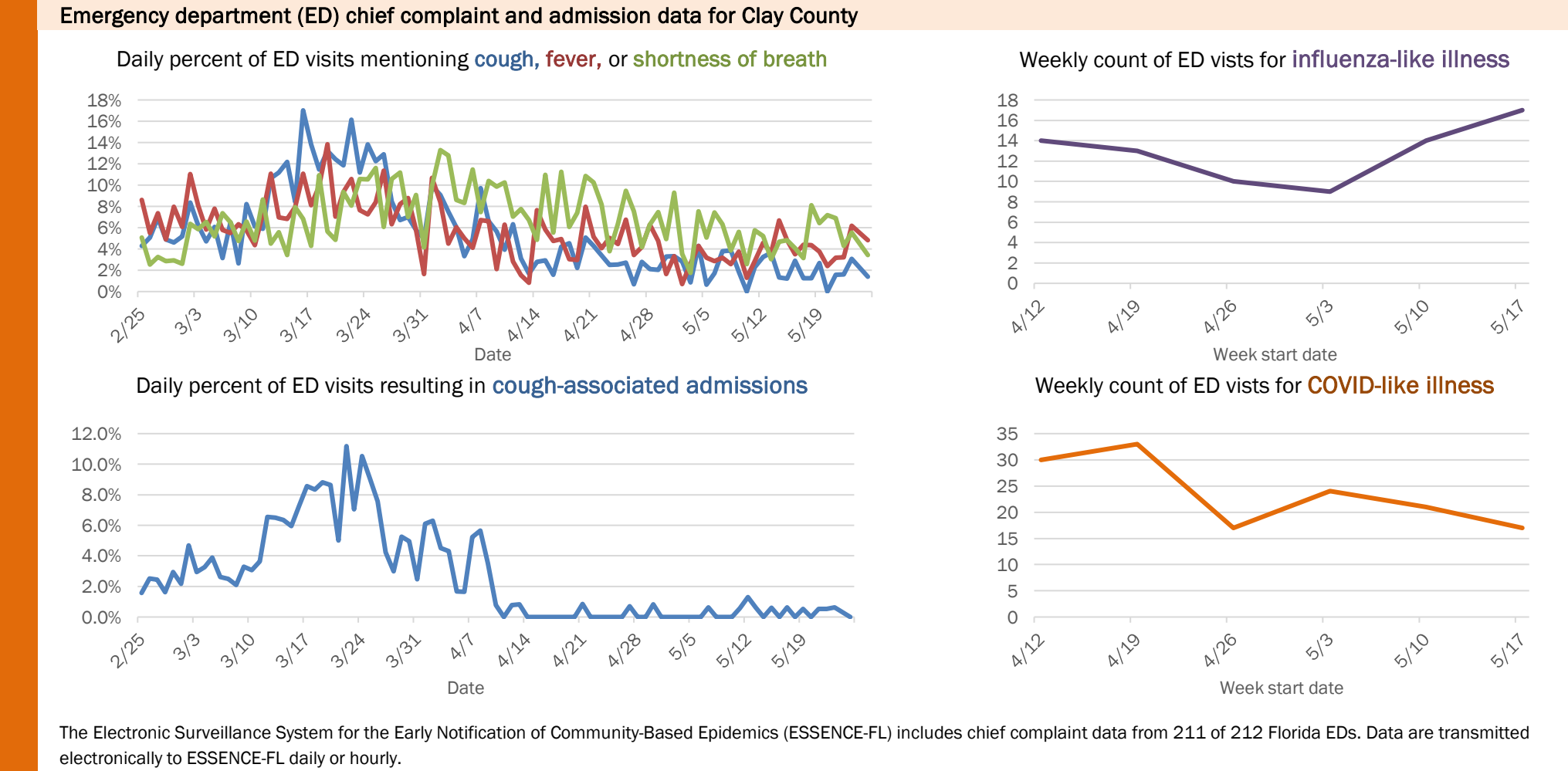
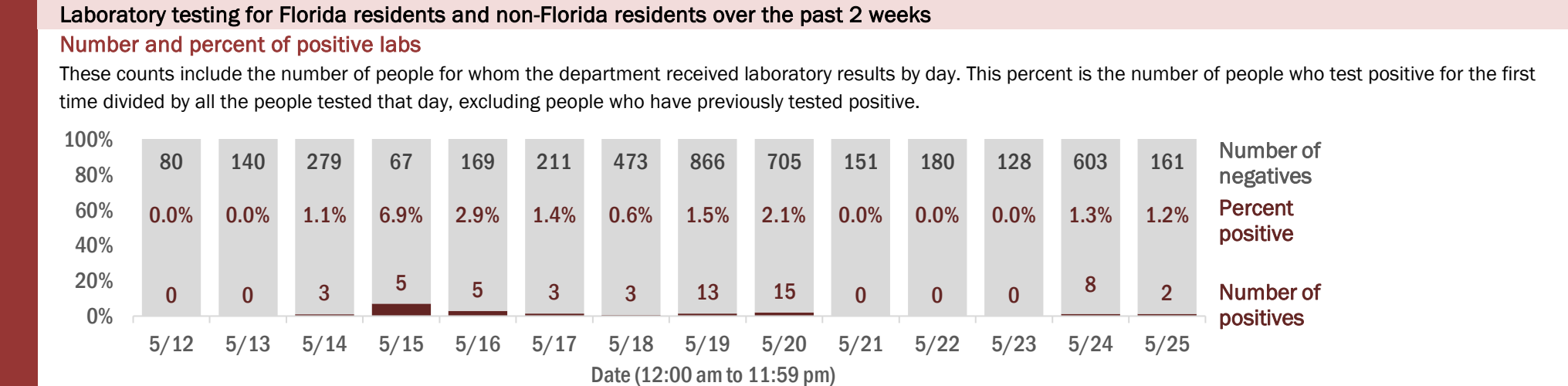
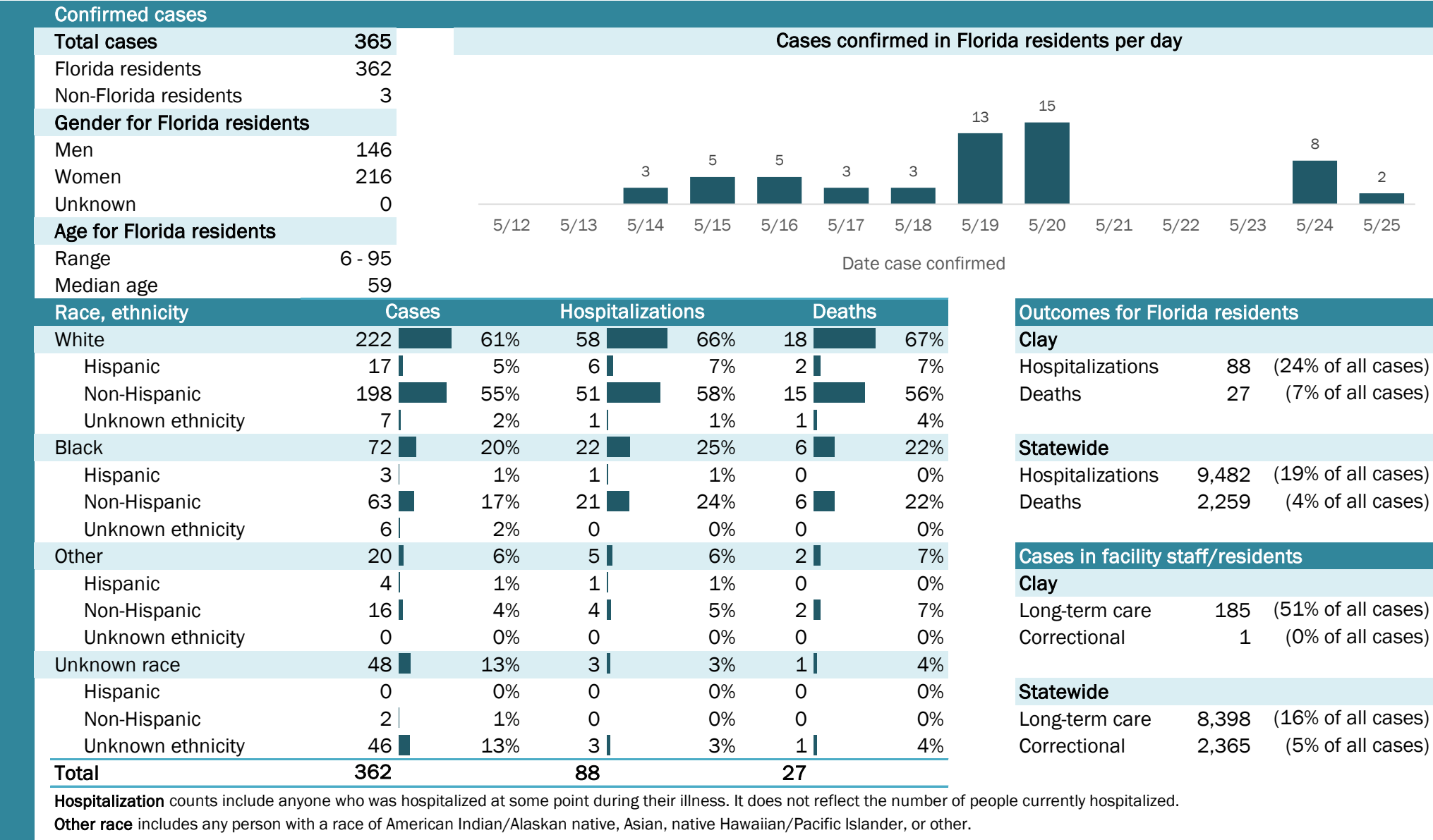


The Electronic Surveillance System for the Early Notification of Community-Based Epidemics (ESSENCE-FL) includes chief complaint data from 211 of 212 Florida EDs. Data are transmitted electronically to ESSENCE-FL daily or hourly.

Coronavirus: summary for Clay County

Data for May 26, 2020 (verified at 10 AM)

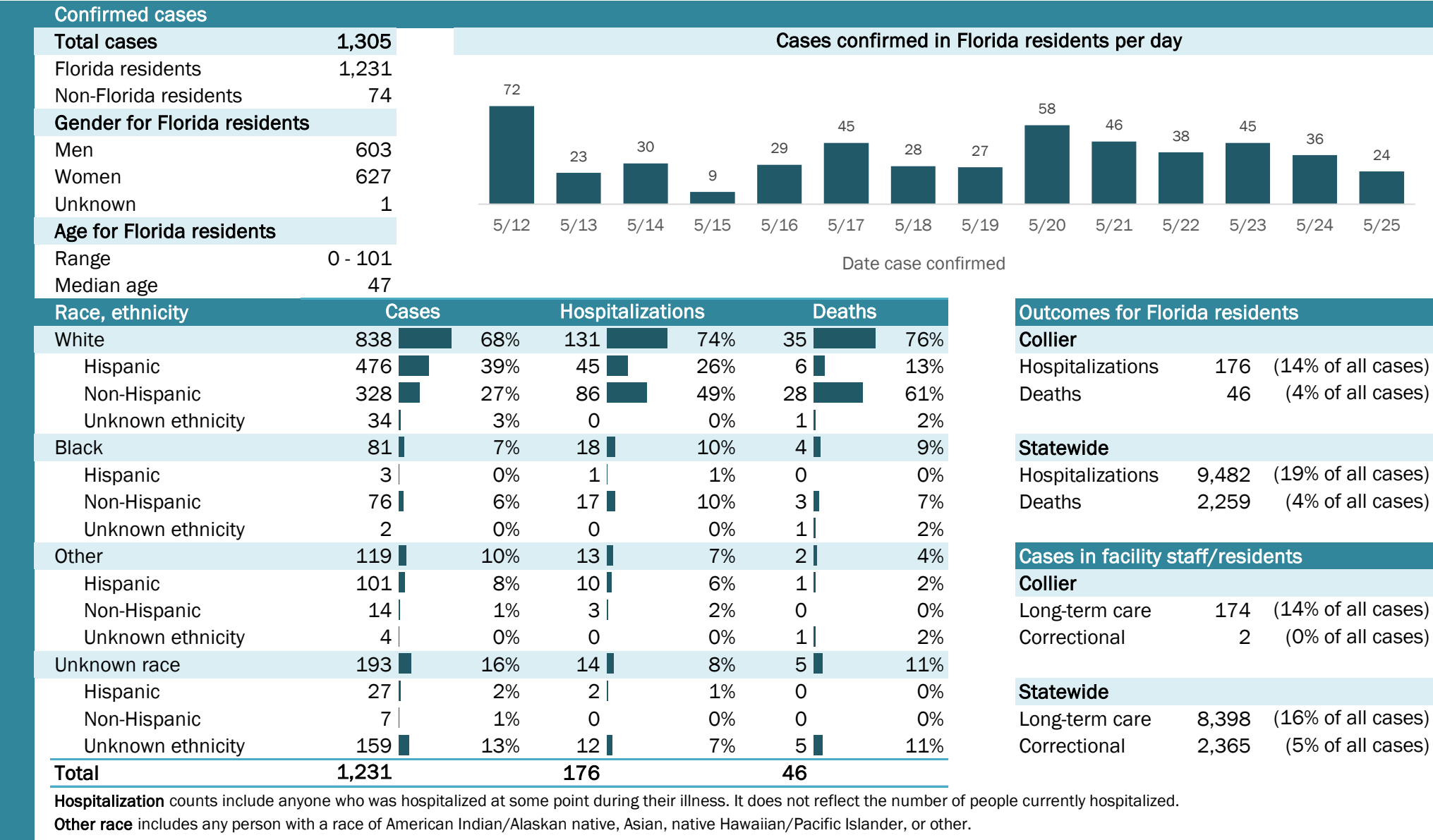
Data in this report are provisional and subject to change.



Coronavirus: summary for Collier County

Data for May 26, 2020 (verified at 10 AM)

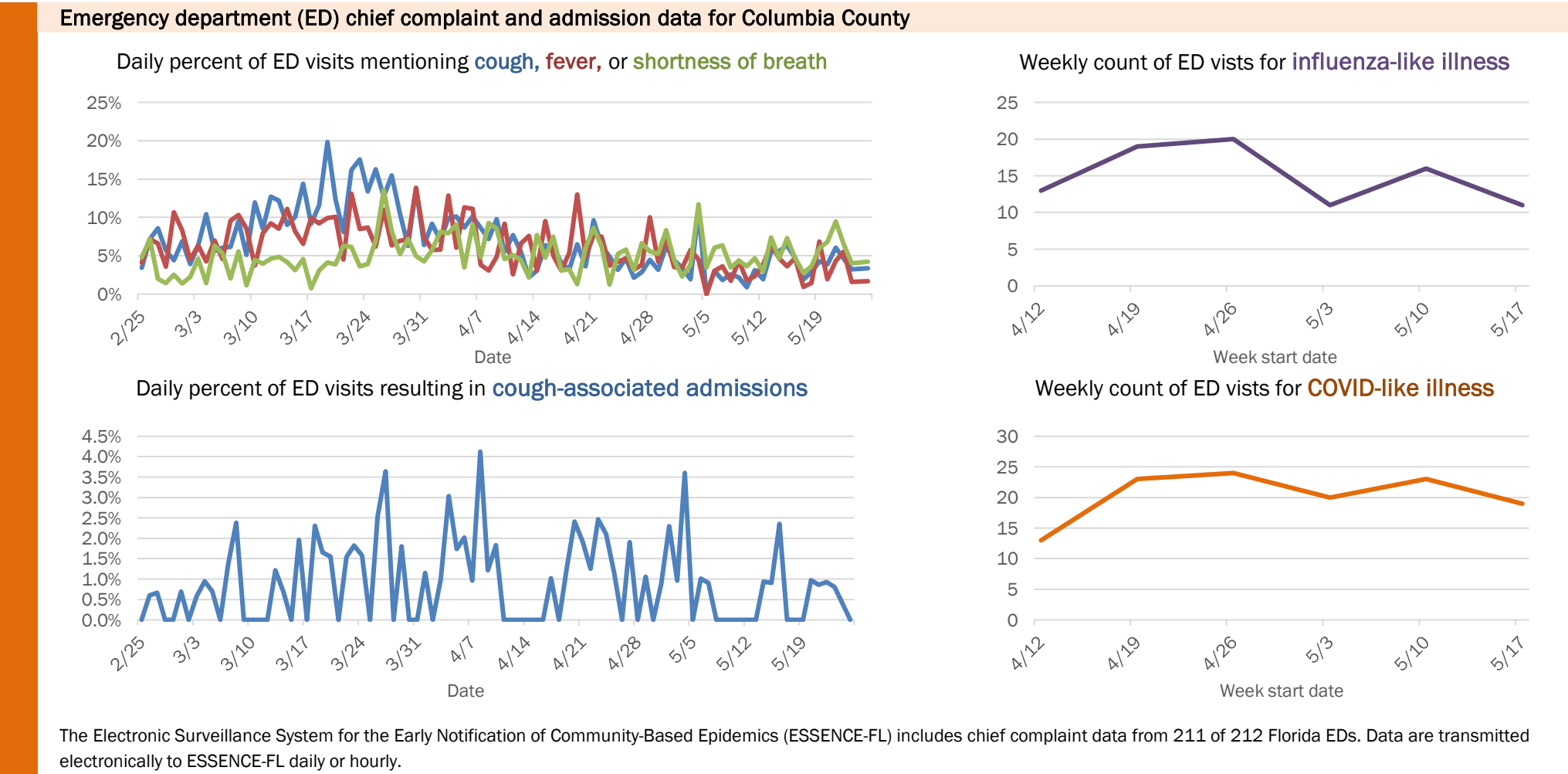
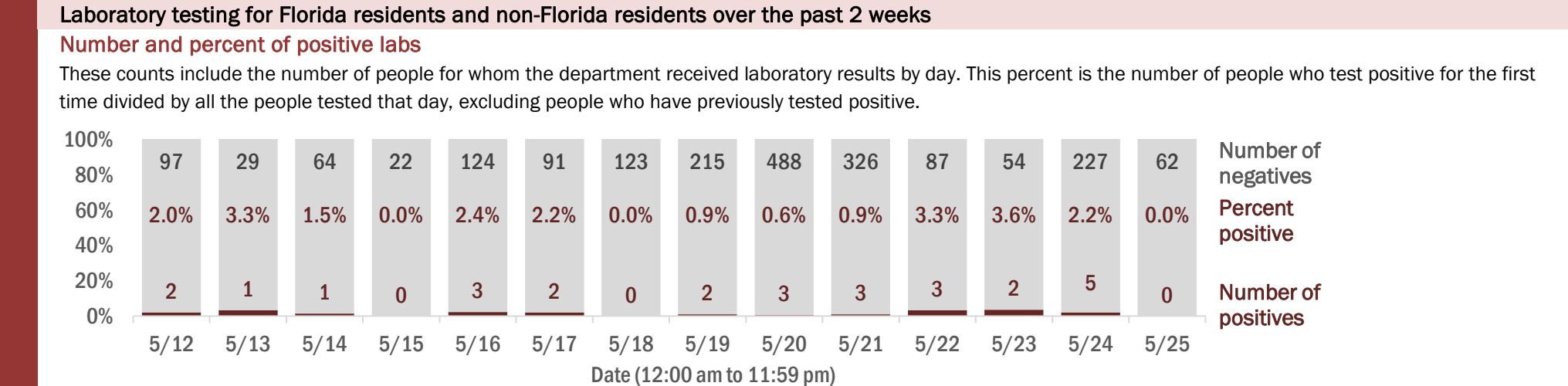
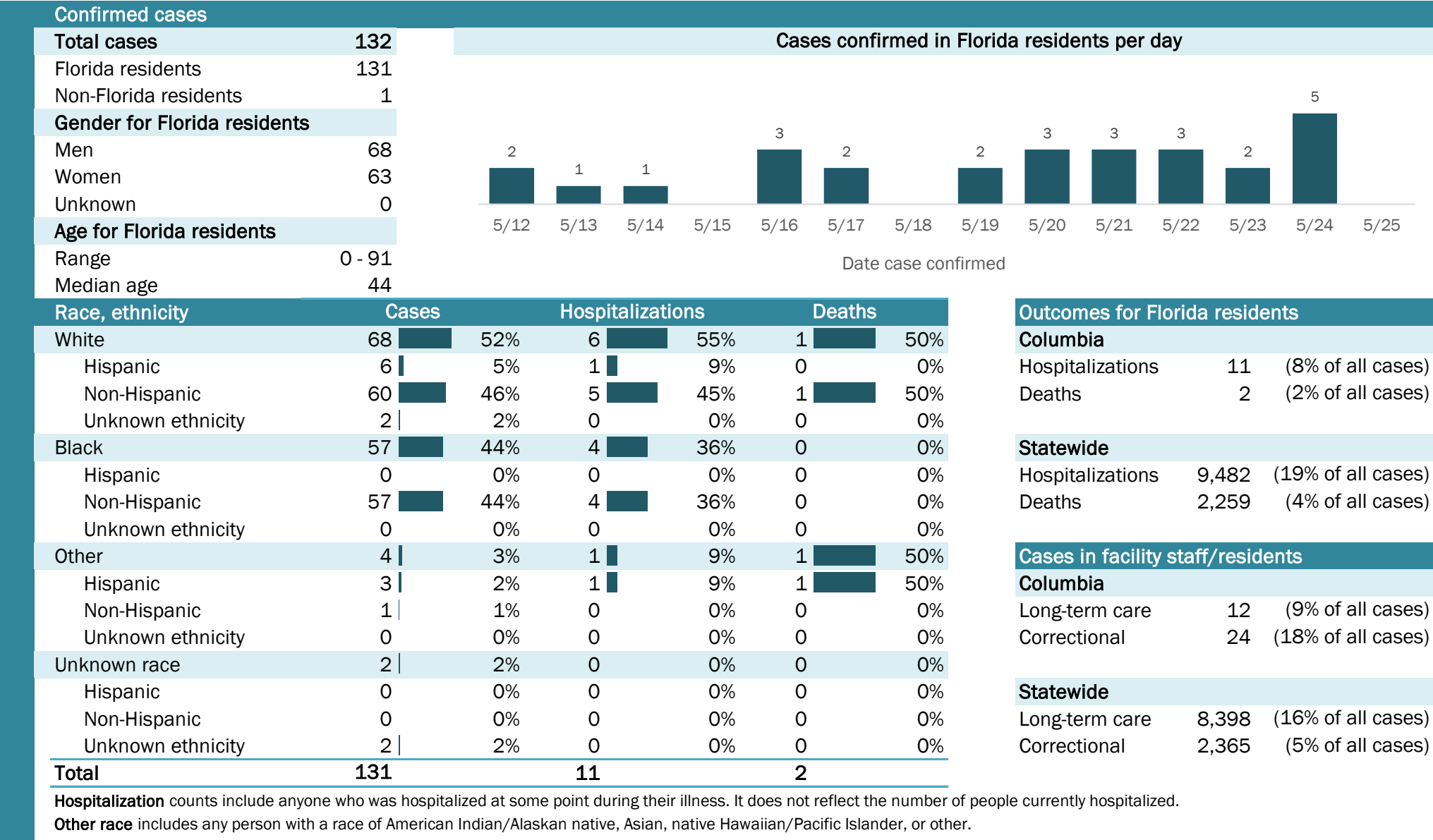
Data in this report are provisional and subject to change.



Coronavirus: summary for Columbia County

Data for May 26, 2020 (verified at 10 AM)

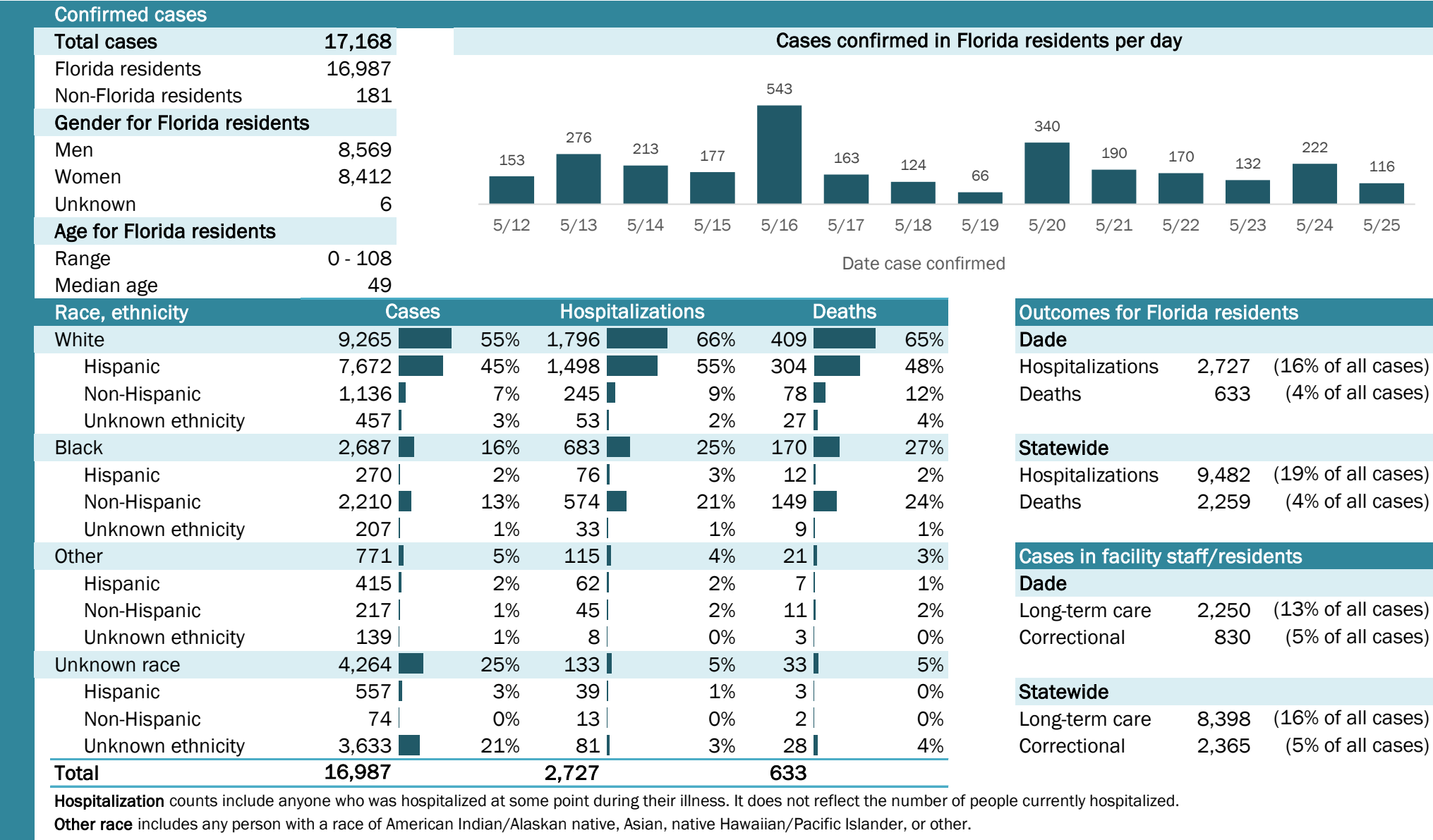
Data in this report are provisional and subject to change.



Coronavirus: summary for Dade County

Data for May 26, 2020 (verified at 10 AM)

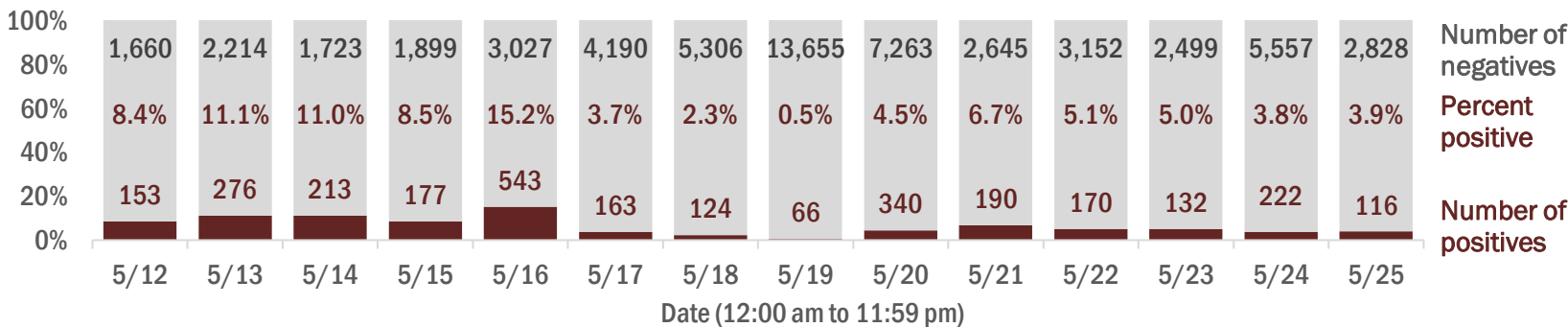
Data in this report are provisional and subject to change.



Laboratory testing for Florida residents and non-Florida residents over the past 2 weeks

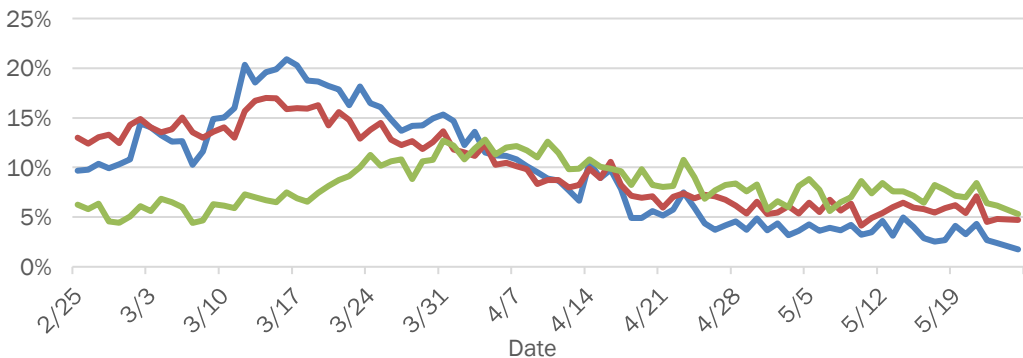
Number and percent of positive labs

These counts include the number of people for whom the department received laboratory results by day. This percent is the number of people who test positive for the first time divided by all the people tested that day, excluding people who have previously tested positive.

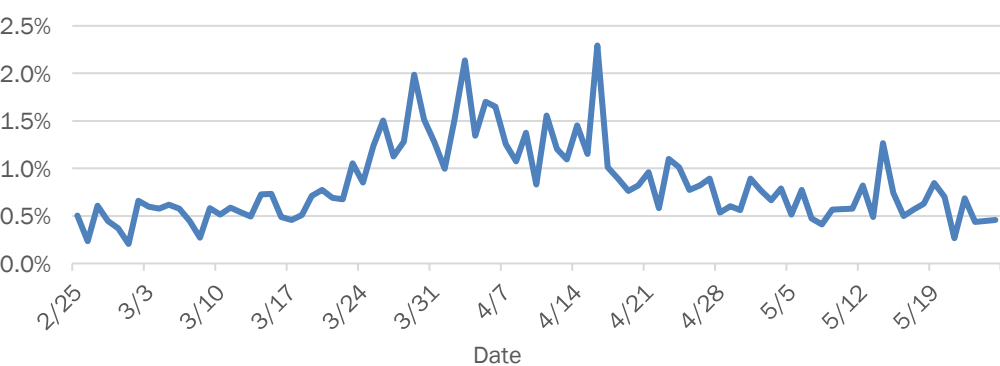


Emergency department (ED) chief complaint and admission data for Dade County

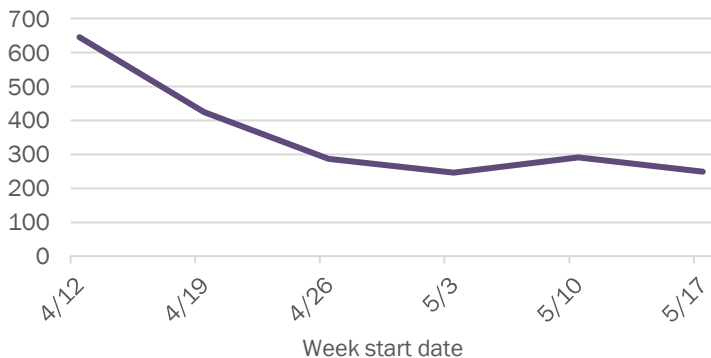
Daily percent of ED visits mentioning cough, fever, or shortness of breath



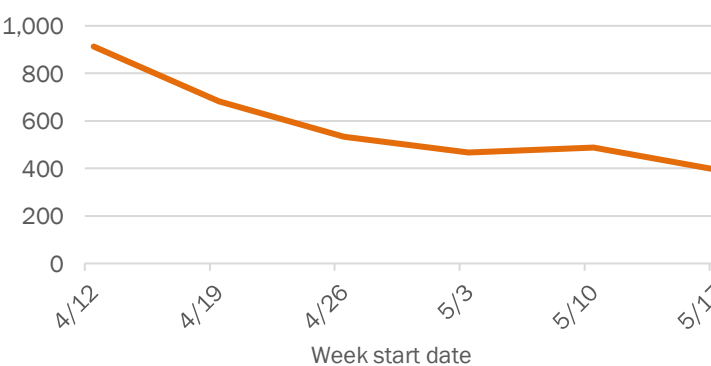
Daily percent of ED visits resulting in cough-associated admissions



Weekly count of ED visits for influenza-like illness



Weekly count of ED visits for COVID-like illness

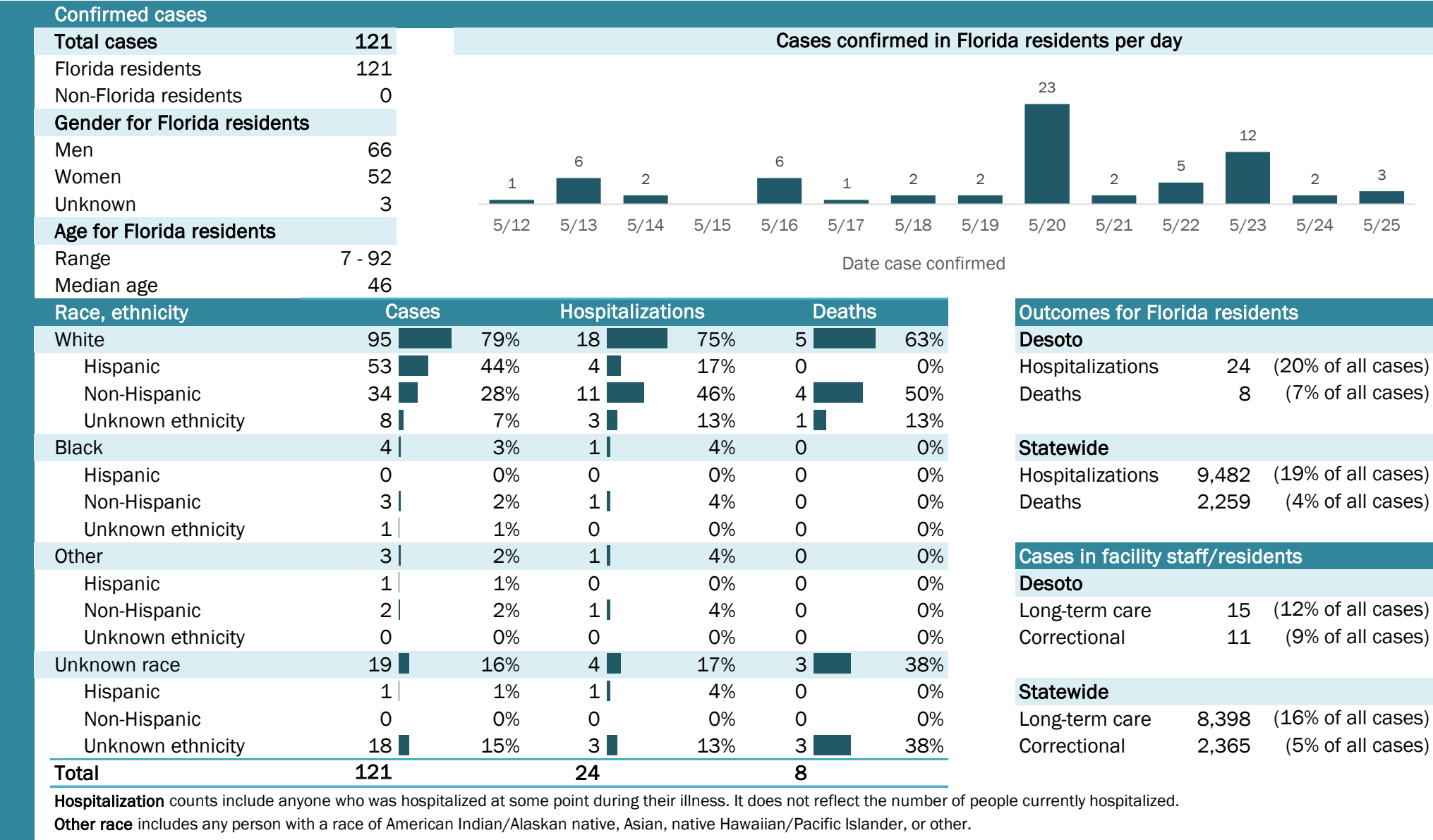


The Electronic Surveillance System for the Early Notification of Community-Based Epidemics (ESSENCE-FL) includes chief complaint data from 211 of 212 Florida EDs. Data are transmitted electronically to ESSENCE-FL daily or hourly.

Coronavirus: summary for Desoto County

Data for May 26, 2020 (verified at 10 AM)

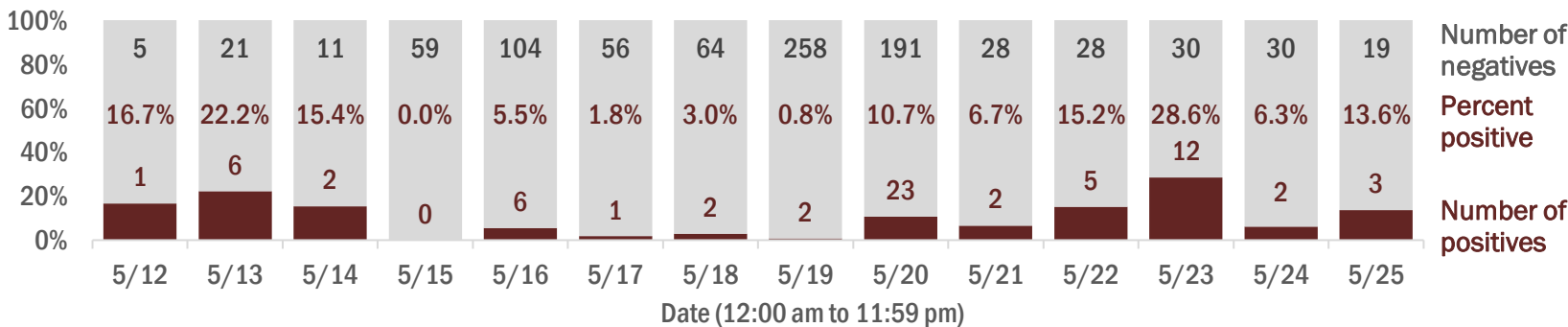
Data in this report are provisional and subject to change.



Laboratory testing for Florida residents and non-Florida residents over the past 2 weeks

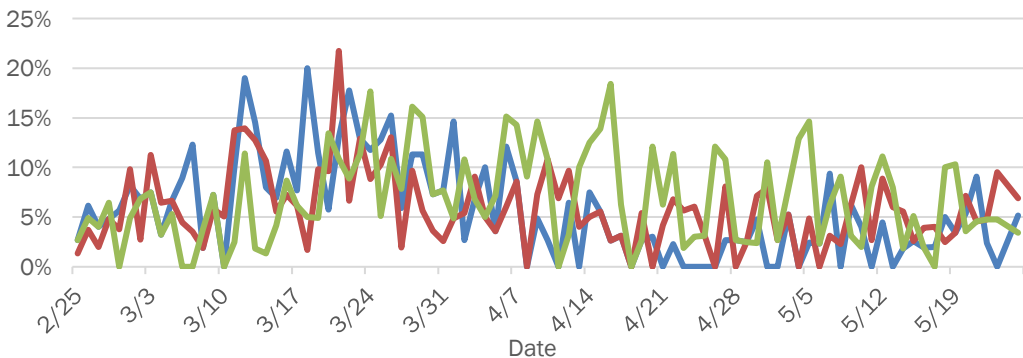
Number and percent of positive labs

These counts include the number of people for whom the department received laboratory results by day. This percent is the number of people who test positive for the first time divided by all the people tested that day, excluding people who have previously tested positive.

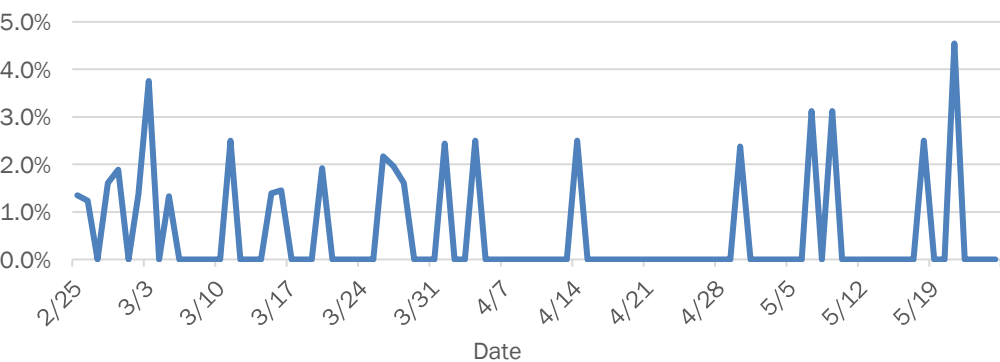


Emergency department (ED) chief complaint and admission data for Desoto County

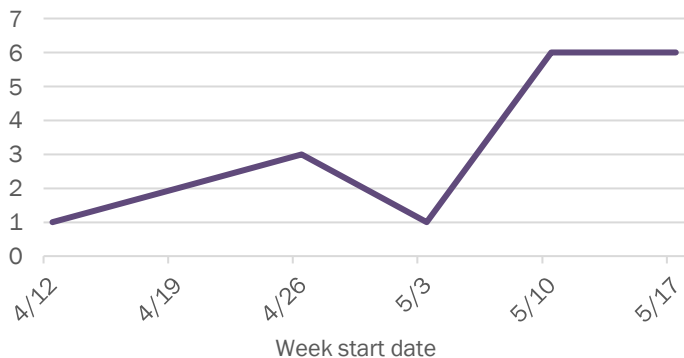
Daily percent of ED visits mentioning cough, fever, or shortness of breath



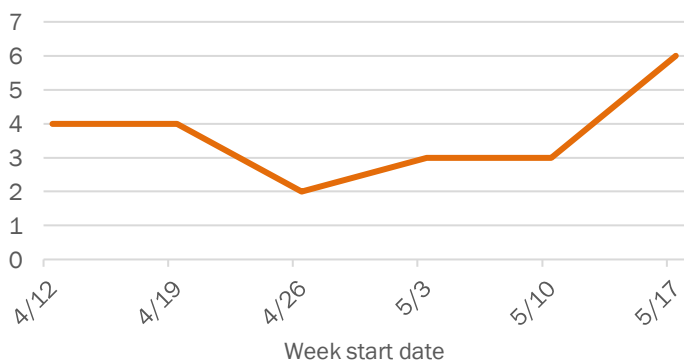
Daily percent of ED visits resulting in cough-associated admissions



Weekly count of ED visits for influenza-like illness



Weekly count of ED visits for COVID-like illness

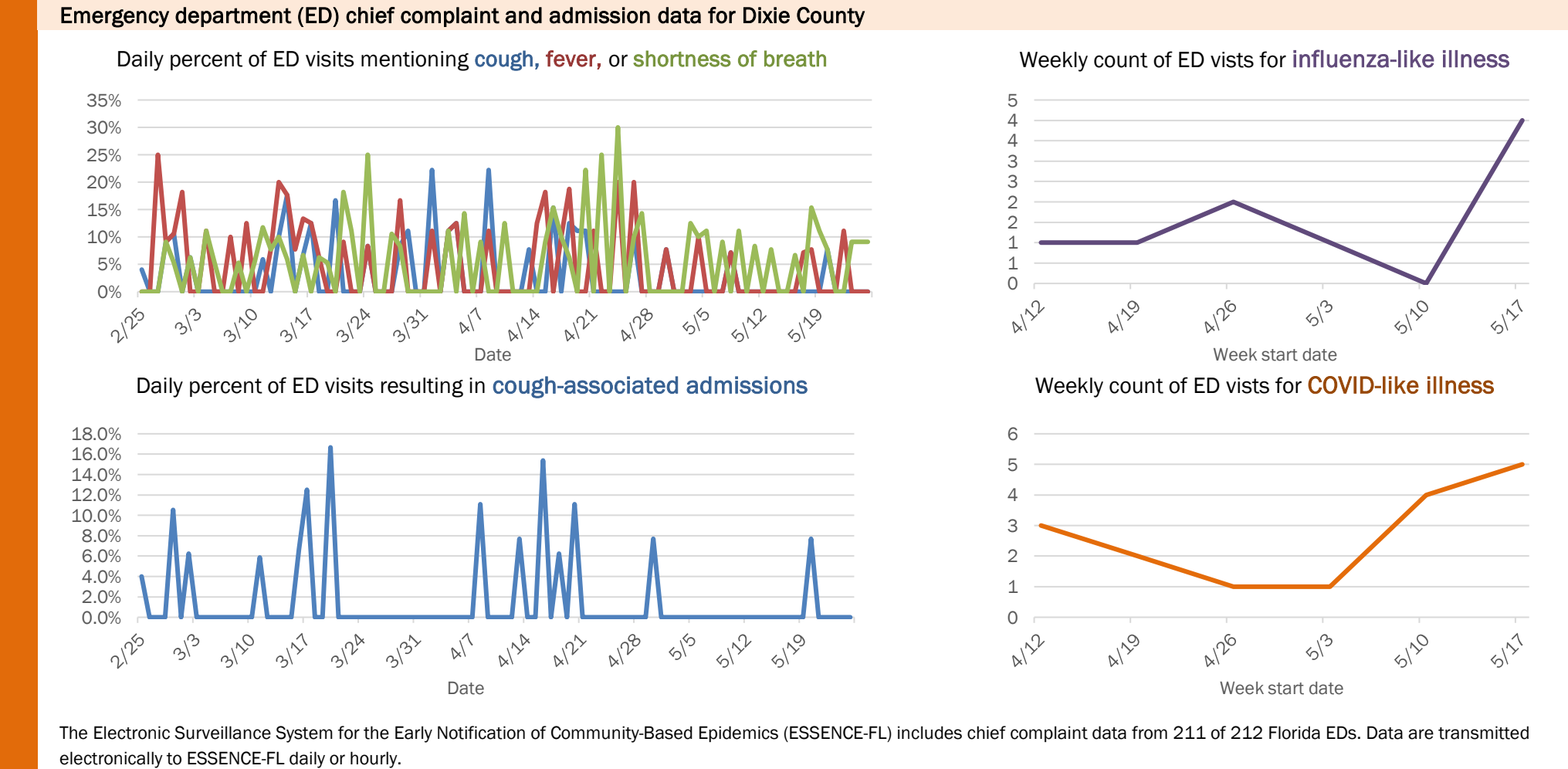
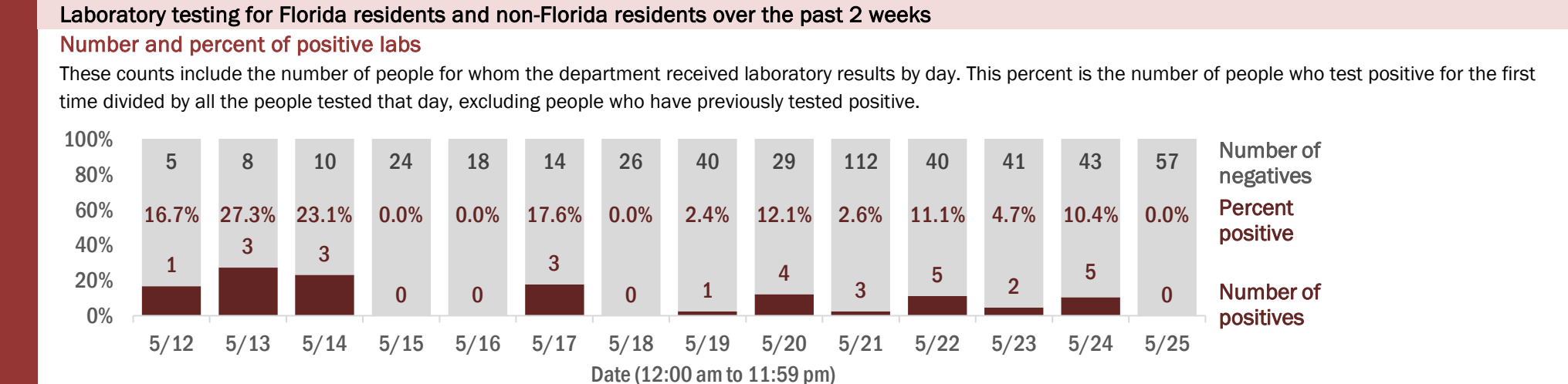
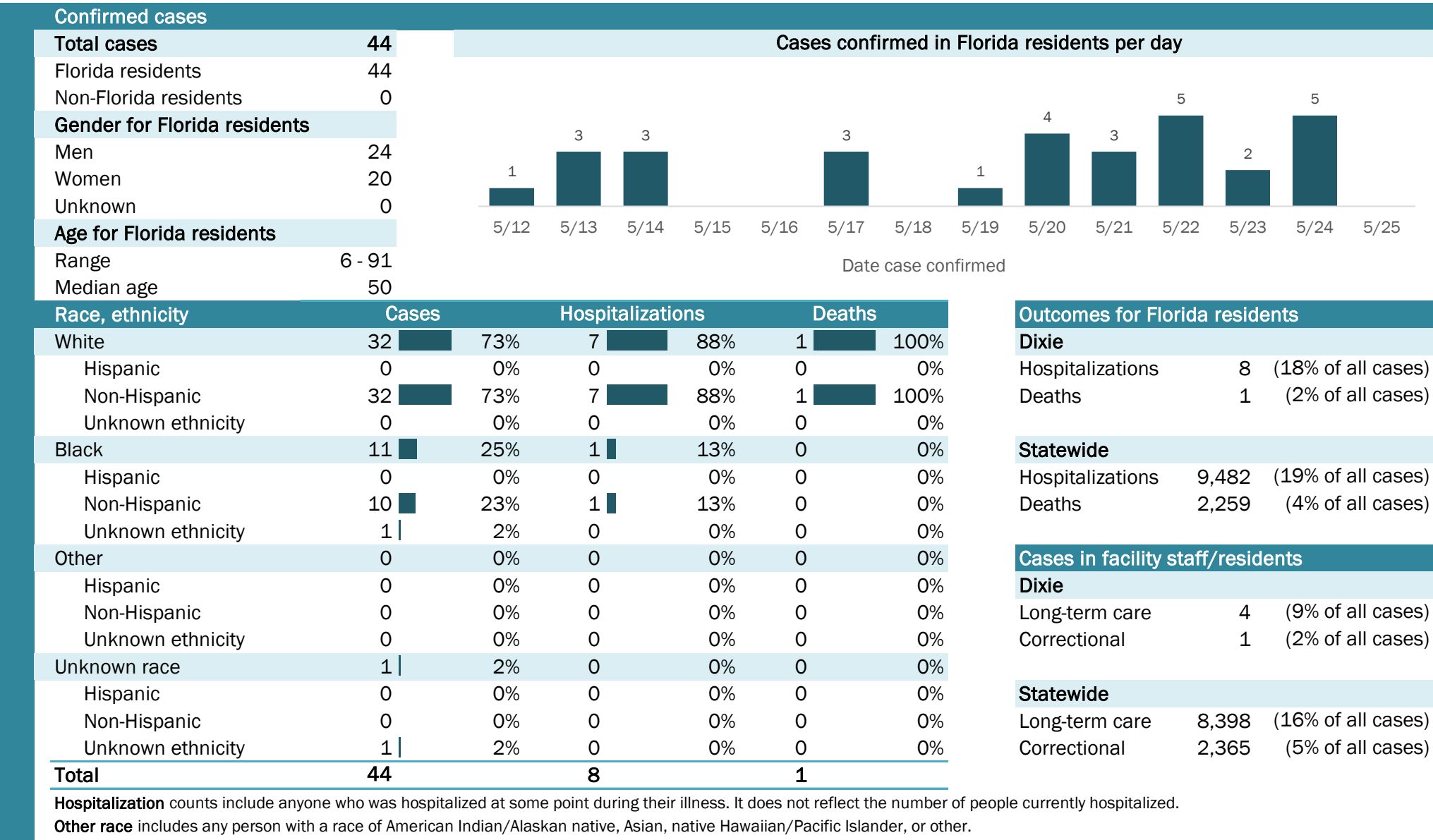


The Electronic Surveillance System for the Early Notification of Community-Based Epidemics (ESSENCE-FL) includes chief complaint data from 211 of 212 Florida EDs. Data are transmitted electronically to ESSENCE-FL daily or hourly.

Coronavirus: summary for Dixie County

Data for May 26, 2020 (verified at 10 AM)

Data in this report are provisional and subject to change.

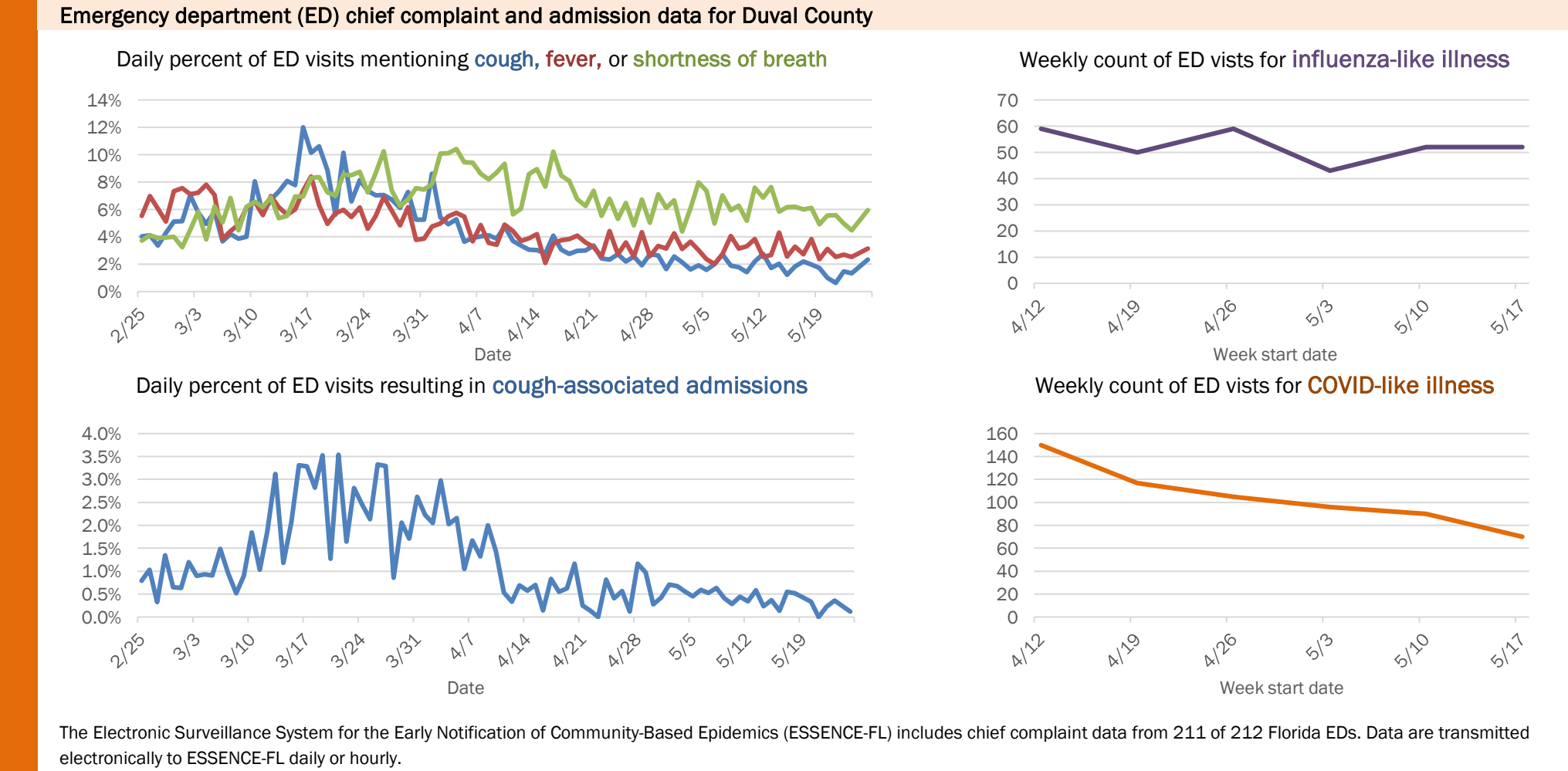
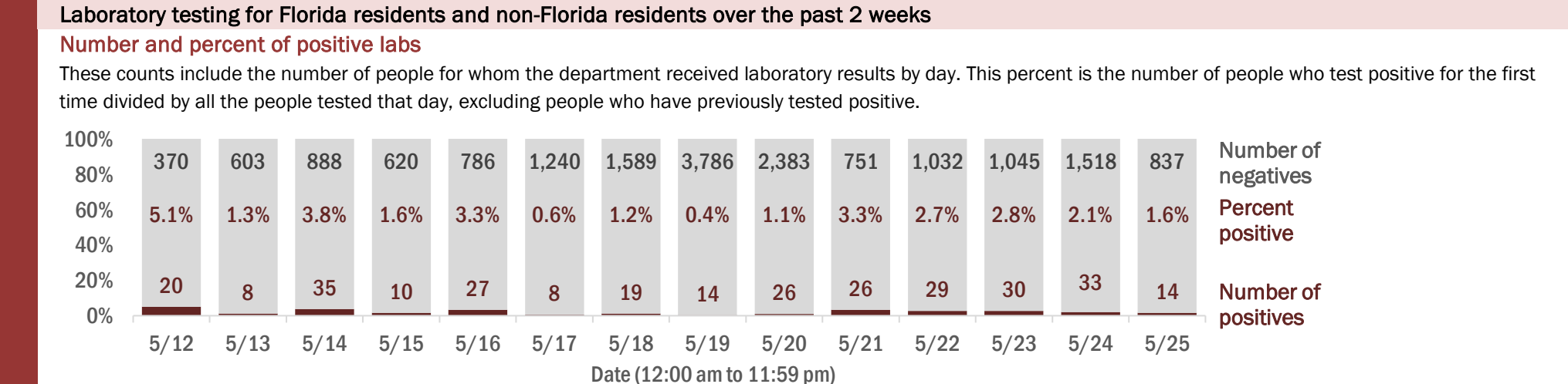
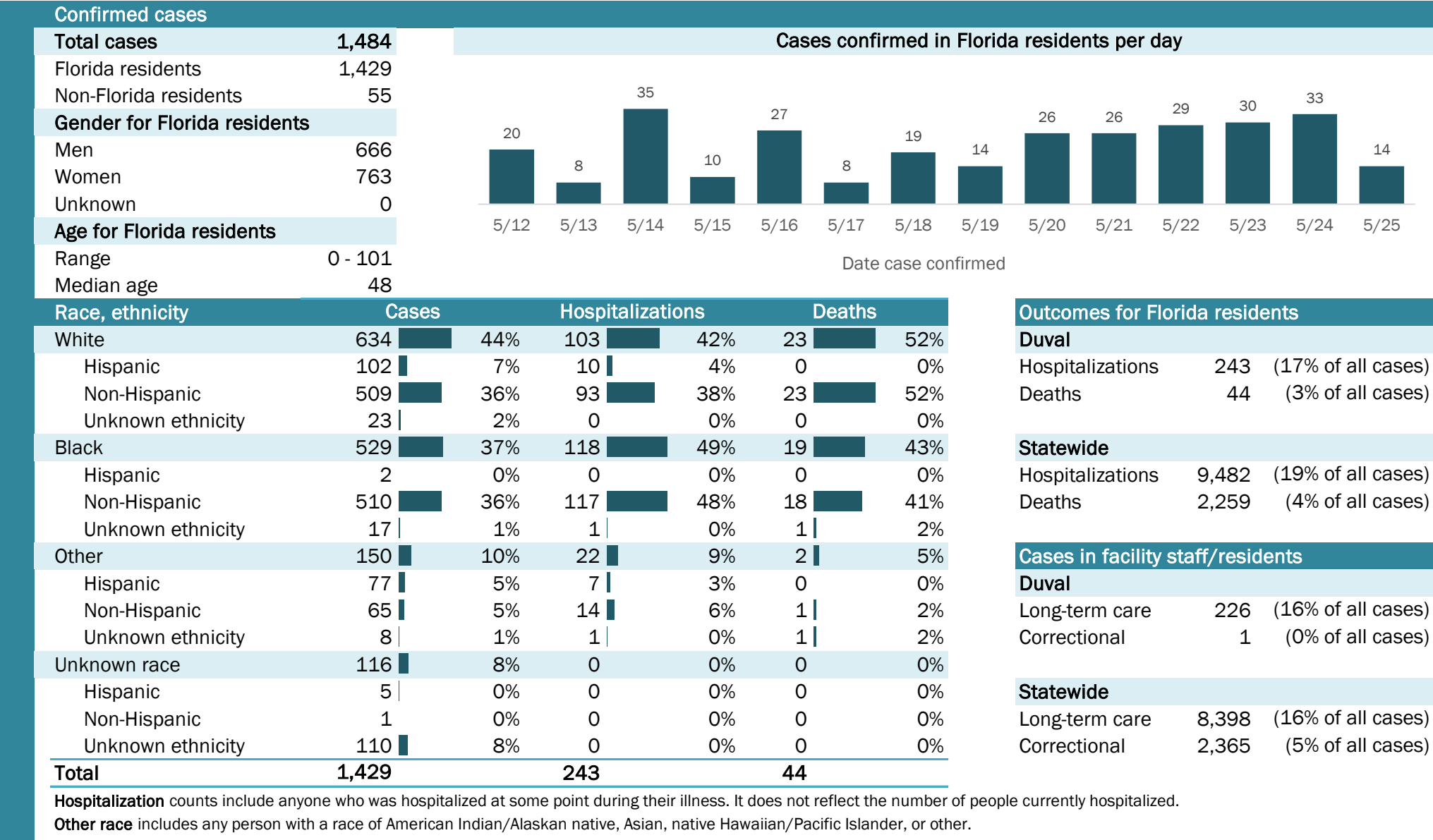


The Electronic Surveillance System for the Early Notification of Community-Based Epidemics (ESSENCE-FL) includes chief complaint data from 211 of 212 Florida EDs. Data are transmitted electronically to ESSENCE-FL daily or hourly.

Coronavirus: summary for Duval County

Data for May 26, 2020 (verified at 10 AM)

Data in this report are provisional and subject to change.

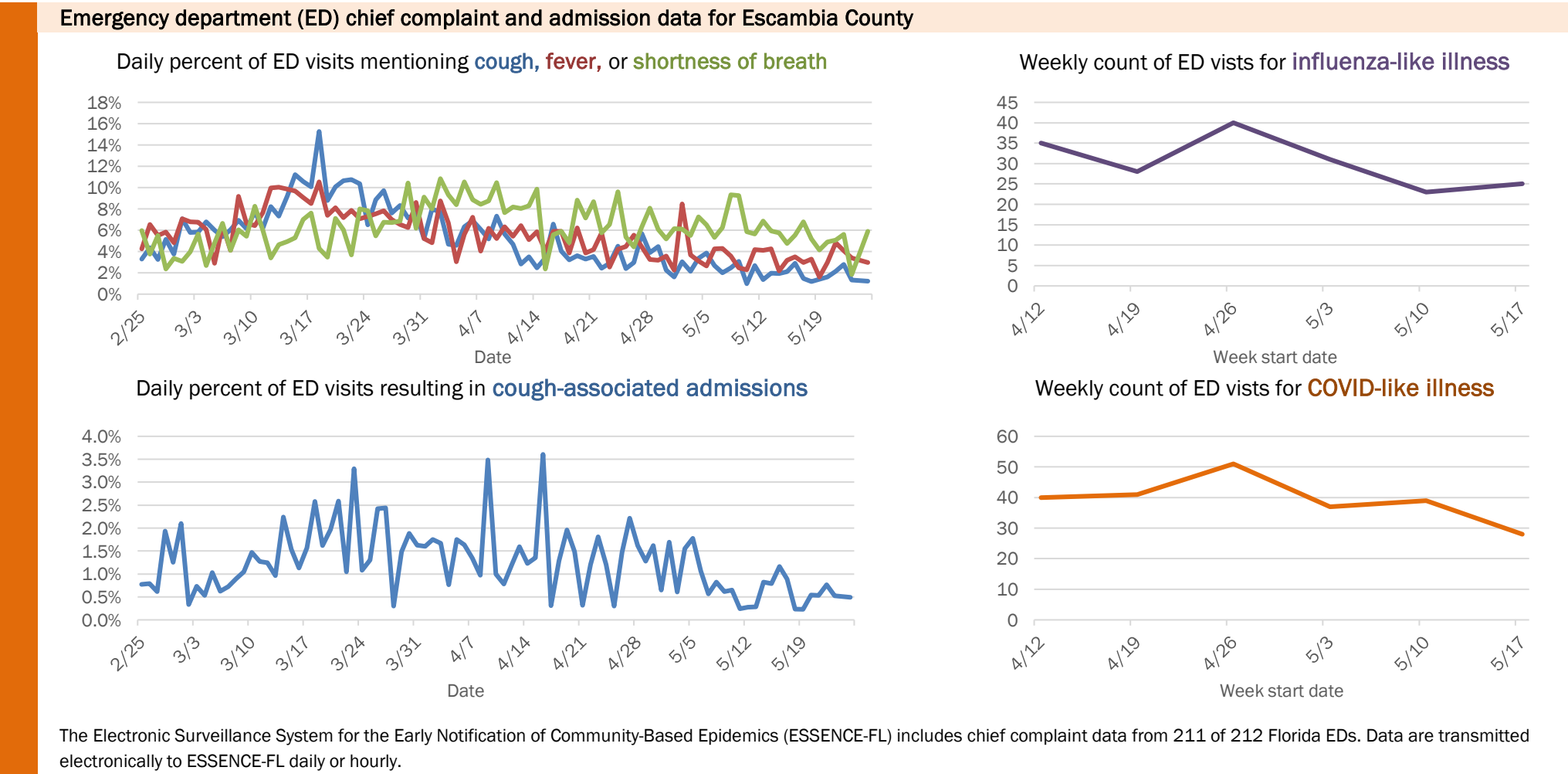
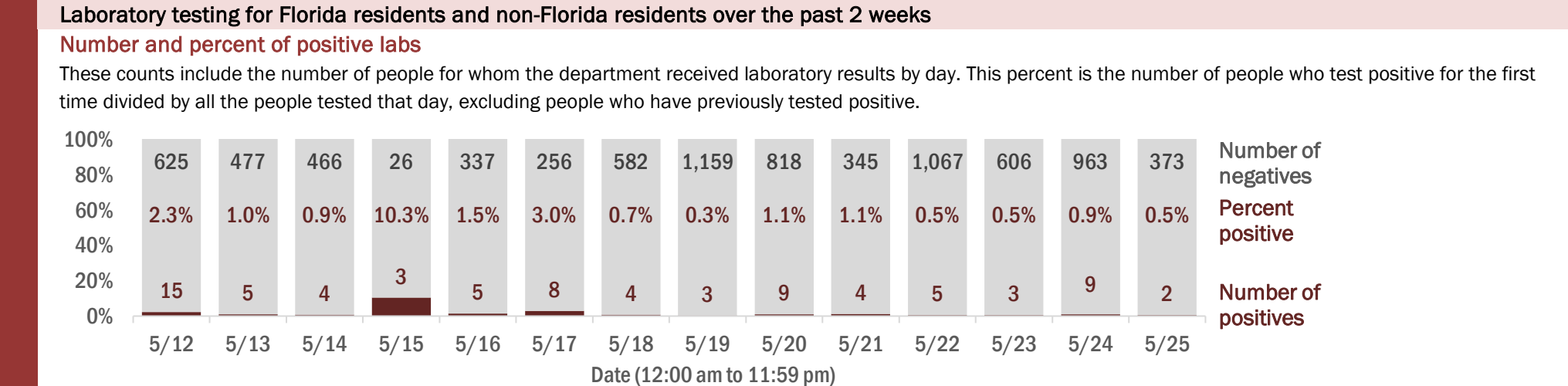
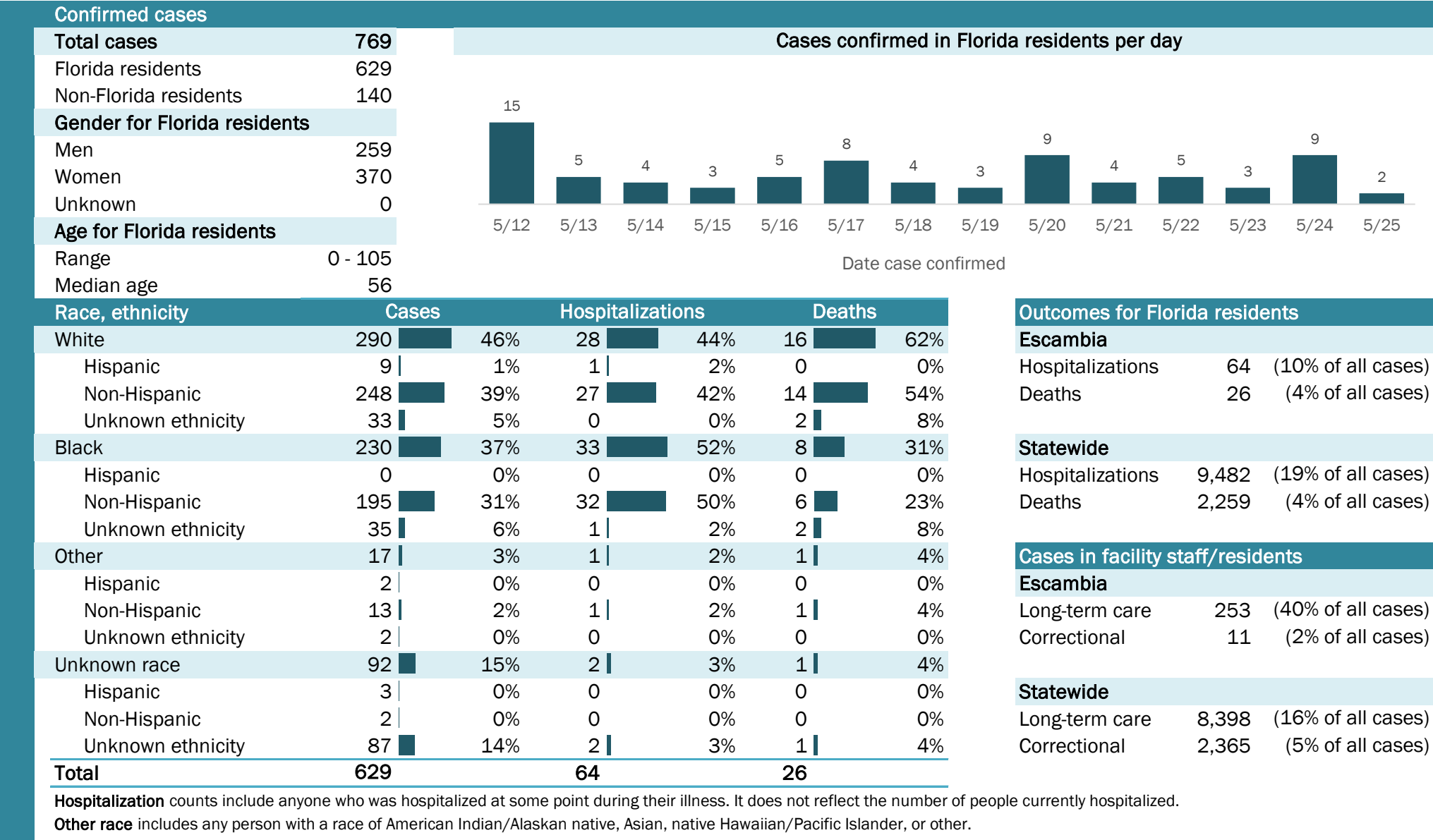


The Electronic Surveillance System for the Early Notification of Community-Based Epidemics (ESSENCE-FL) includes chief complaint data from 211 of 212 Florida EDs. Data are transmitted electronically to ESSENCE-FL daily or hourly.

Coronavirus: summary for Escambia County

Data for May 26, 2020 (verified at 10 AM)

Data in this report are provisional and subject to change.

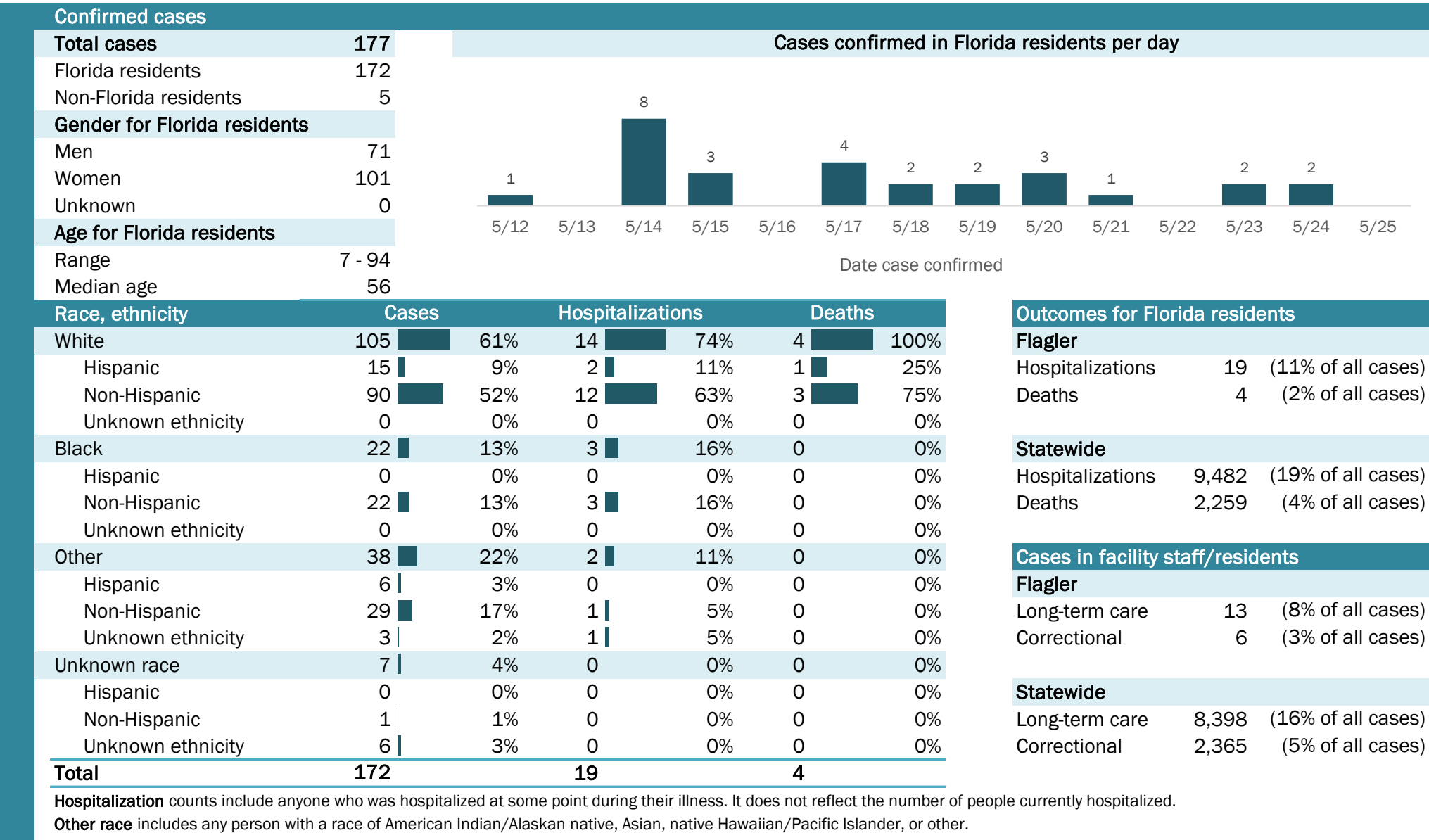


The Electronic Surveillance System for the Early Notification of Community-Based Epidemics (ESSENCE-FL) includes chief complaint data from 211 of 212 Florida EDs. Data are transmitted electronically to ESSENCE-FL daily or hourly.

Coronavirus: summary for Flagler County

Data for May 26, 2020 (verified at 10 AM)

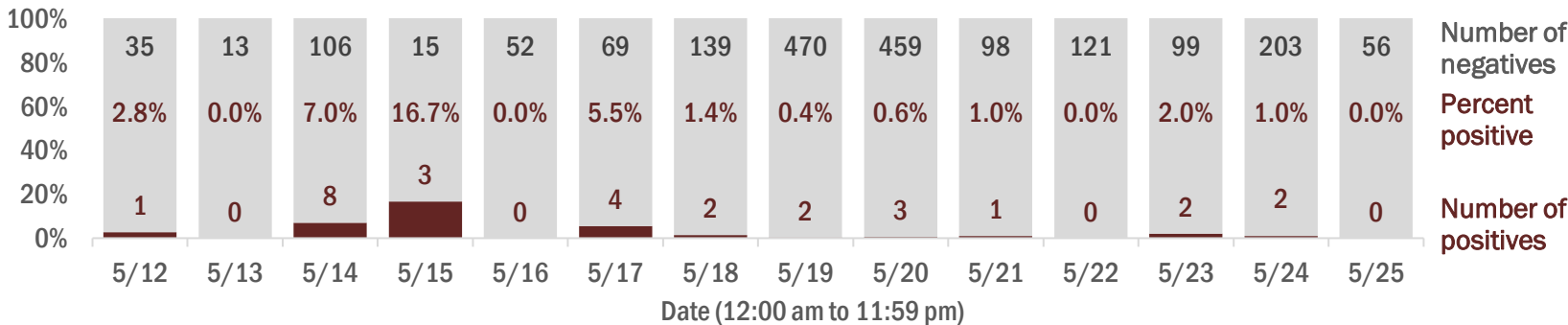
Data in this report are provisional and subject to change.



Laboratory testing for Florida residents and non-Florida residents over the past 2 weeks

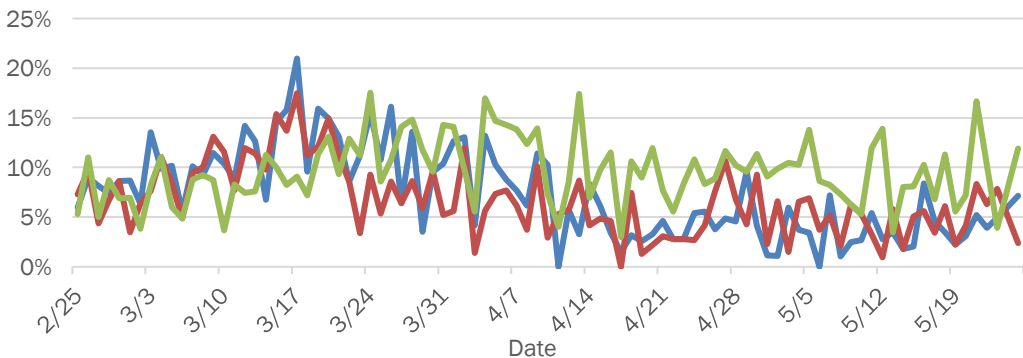
Number and percent of positive labs

These counts include the number of people for whom the department received laboratory results by day. This percent is the number of people who test positive for the first time divided by all the people tested that day, excluding people who have previously tested positive.

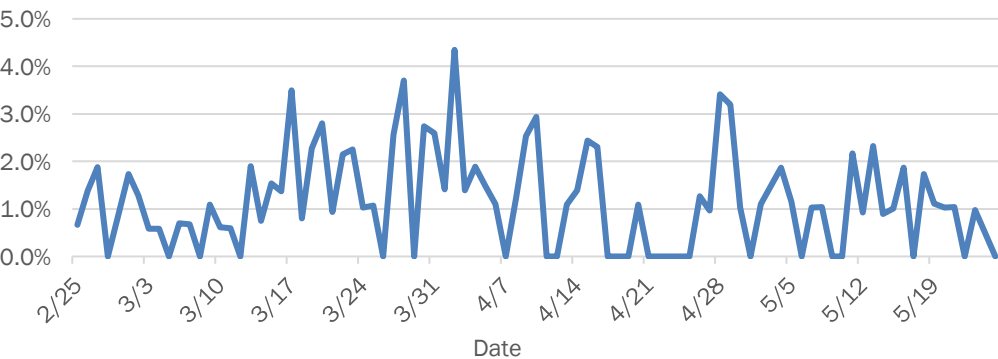


Emergency department (ED) chief complaint and admission data for Flagler County

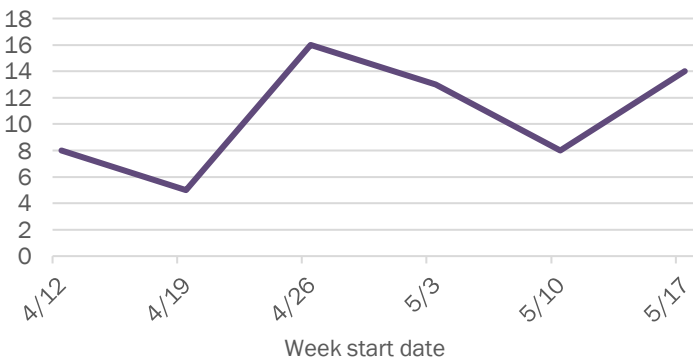
Daily percent of ED visits mentioning cough, fever, or shortness of breath



Daily percent of ED visits resulting in cough-associated admissions



Weekly count of ED vists for influenza-like illness



Weekly count of ED vists for COVID-like illness



The Electronic Surveillance System for the Early Notification of Community-Based Epidemics (ESSENCE-FL) includes chief complaint data from 211 of 212 Florida EDs. Data are transmitted electronically to ESSENCE-FL daily or hourly.

Coronavirus: summary for Franklin County

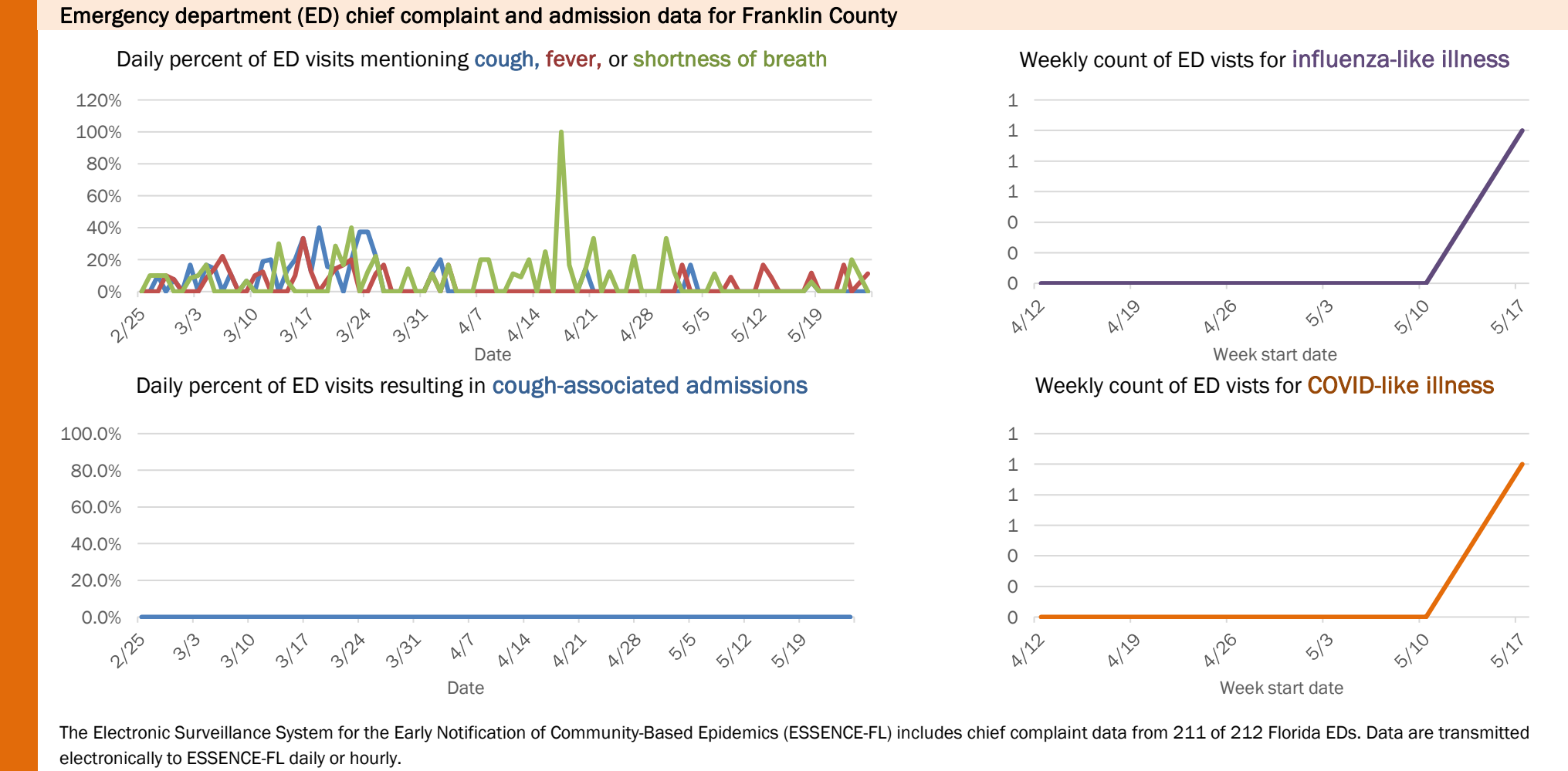
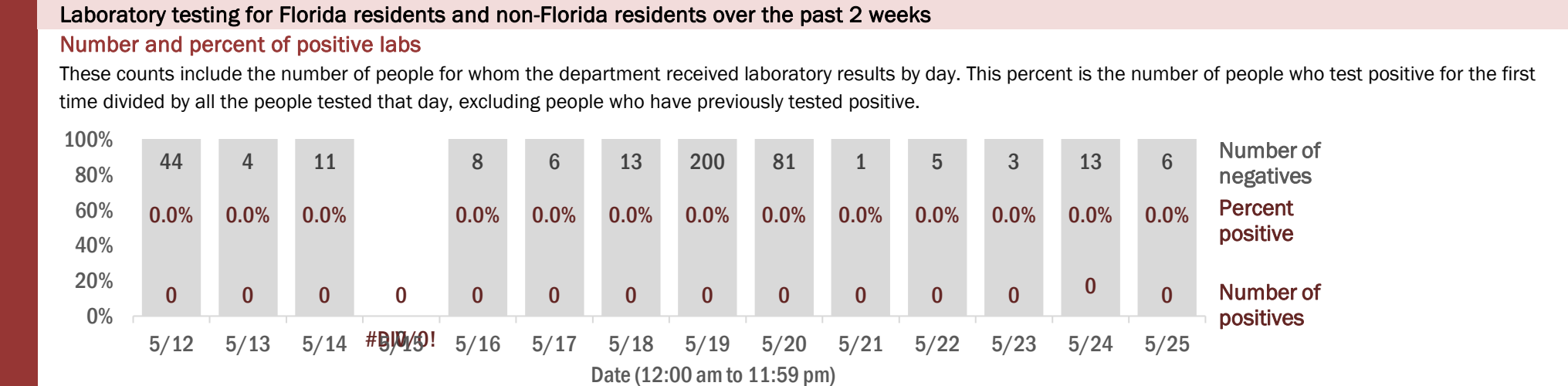
Data for May 26, 2020 (verified at 10 AM)

Data in this report are provisional and subject to change.

Confirmed cases																	
Total cases	2	Cases confirmed in Florida residents per day															
Florida residents	1																
Non-Florida residents	1																
Gender for Florida residents																	
Men	0																
Women	1																
Unknown	0																
Age for Florida residents		5/12	5/13	5/14	5/15	5/16	5/17	5/18	5/19	5/20	5/21	5/22	5/23	5/24	5/25		
Range	60 - 60	Date case confirmed															
Median age	60																
Race, ethnicity	Cases	Hospitalizations			Deaths			Outcomes for Florida residents									
White	1	<div></div> 100%	0	N/A	0	N/A	Franklin										
Hispanic	0	<div></div> 0%	0	N/A	0	N/A	Hospitalizations	0	(0% of all cases)								
Non-Hispanic	1	<div></div> 100%	0	N/A	0	N/A	Deaths	0	(0% of all cases)								
Unknown ethnicity	0	<div></div> 0%	0	N/A	0	N/A											
Black	0	<div></div> 0%	0	N/A	0	N/A	Statewide										
Hispanic	0	<div></div> 0%	0	N/A	0	N/A	Hospitalizations	9,482	(19% of all cases)								
Non-Hispanic	0	<div></div> 0%	0	N/A	0	N/A	Deaths	2,259	(4% of all cases)								
Unknown ethnicity	0	<div></div> 0%	0	N/A	0	N/A											
Other	0	<div></div> 0%	0	N/A	0	N/A	Cases in facility staff/residents										
Hispanic	0	<div></div> 0%	0	N/A	0	N/A	Franklin										
Non-Hispanic	0	<div></div> 0%	0	N/A	0	N/A	Long-term care	0	(0% of all cases)								
Unknown ethnicity	0	<div></div> 0%	0	N/A	0	N/A	Correctional	0	(0% of all cases)								
Unknown race	0	<div></div> 0%	0	N/A	0	N/A	Statewide										
Hispanic	0	<div></div> 0%	0	N/A	0	N/A	Long-term care	8,398	(16% of all cases)								
Non-Hispanic	0	<div></div> 0%	0	N/A	0	N/A	Correctional	2,365	(5% of all cases)								
Unknown ethnicity	0	<div></div> 0%	0	N/A	0	N/A											
Total	1		0		0												

Hospitalization counts include anyone who was hospitalized at some point during their illness. It does not reflect the number of people currently hospitalized.

Other race includes any person with a race of American Indian/Alaskan native, Asian, native Hawaiian/Pacific Islander, or other.

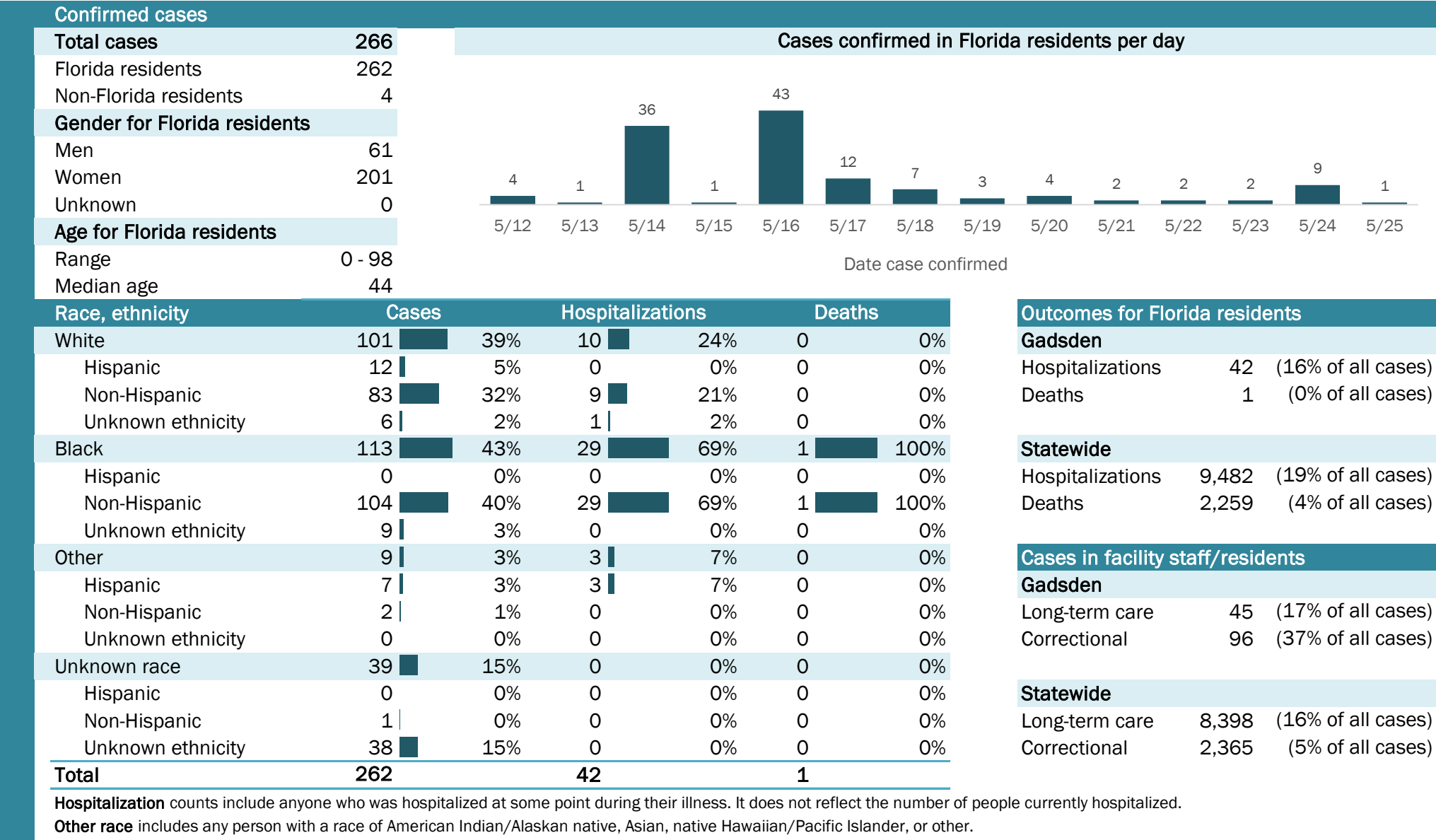


The Electronic Surveillance System for the Early Notification of Community-Based Epidemics (ESSENCE-FL) includes chief complaint data from 211 of 212 Florida EDs. Data are transmitted electronically to ESSENCE-FL daily or hourly.

Coronavirus: summary for Gadsden County

Data for May 26, 2020 (verified at 10 AM)

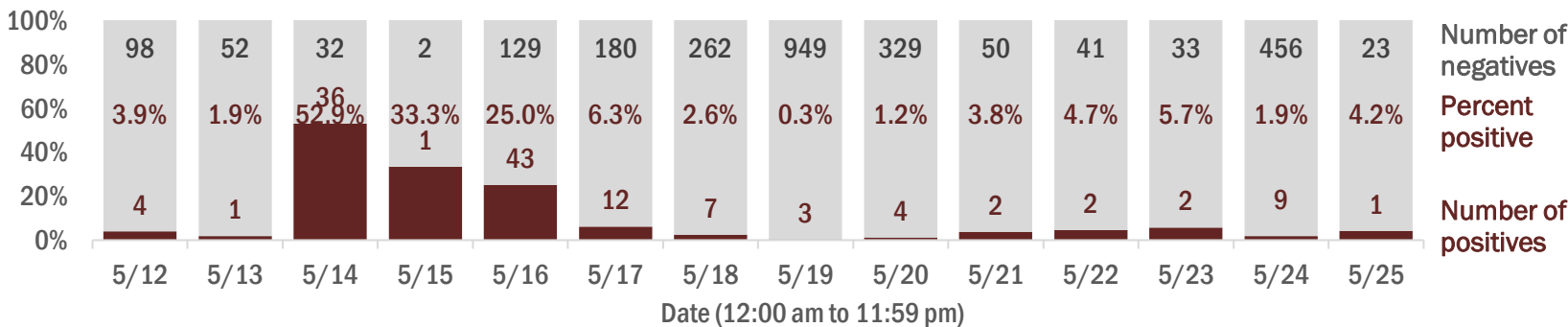
Data in this report are provisional and subject to change.



Laboratory testing for Florida residents and non-Florida residents over the past 2 weeks

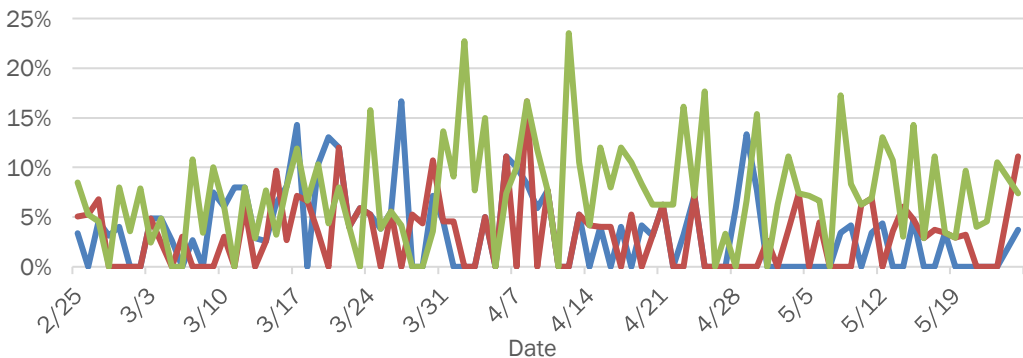
Number and percent of positive labs

These counts include the number of people for whom the department received laboratory results by day. This percent is the number of people who test positive for the first time divided by all the people tested that day, excluding people who have previously tested positive.

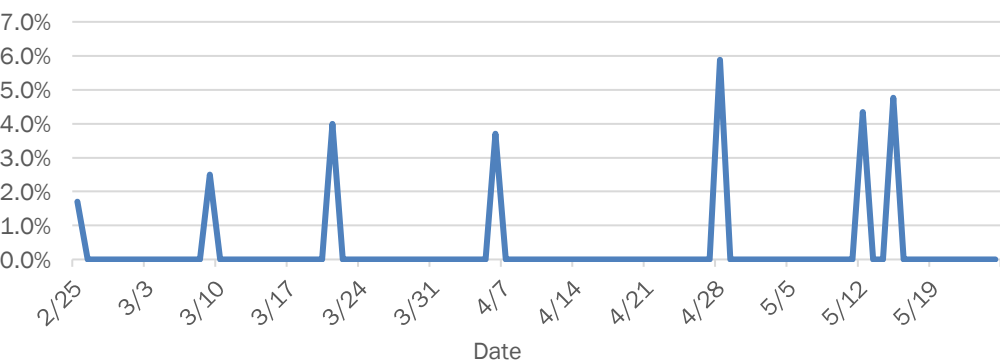


Emergency department (ED) chief complaint and admission data for Gadsden County

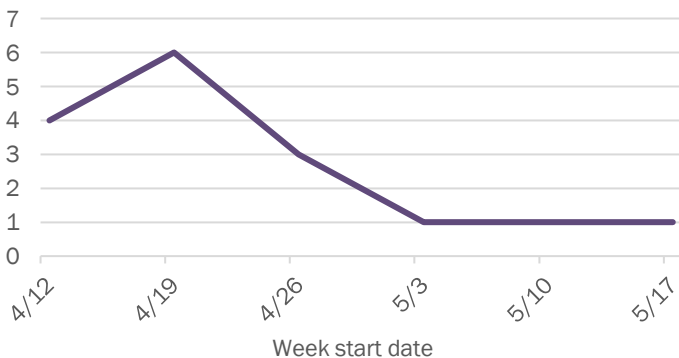
Daily percent of ED visits mentioning cough, fever, or shortness of breath



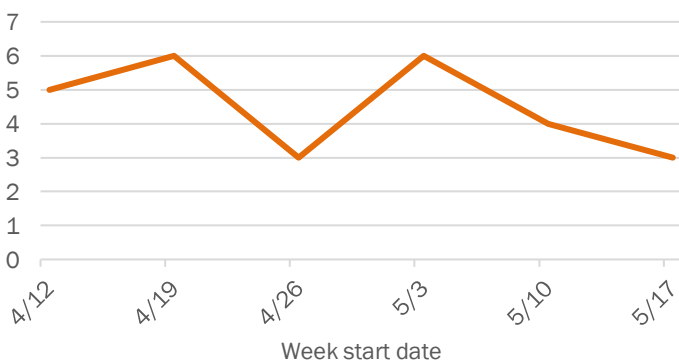
Daily percent of ED visits resulting in cough-associated admissions



Weekly count of ED visits for influenza-like illness



Weekly count of ED visits for COVID-like illness



The Electronic Surveillance System for the Early Notification of Community-Based Epidemics (ESSENCE-FL) includes chief complaint data from 211 of 212 Florida EDs. Data are transmitted electronically to ESSENCE-FL daily or hourly.

Coronavirus: summary for Gilchrist County

Data for May 26, 2020 (verified at 10 AM)

Data in this report are provisional and subject to change.

Confirmed cases

Total cases

12

Cases confirmed in Florida residents per day

1

5/12

1

5/18

2

5/21

2

5/24

Florida residents

12

Non-Florida residents

0

Gender for Florida residents

Men

5

Women

7

Unknown

0

Age for Florida residents

Range

21 - 79

Median age

50

Race, ethnicity	Cases	Hospitalizations	Deaths
White	867%	0	N/A0N/A
Hispanic	00%	0	N/A0N/A
Non-Hispanic	867%	0	N/A0N/A
Unknown ethnicity	00%	0	N/A0N/A
Black	18%	0	N/A0N/A
Hispanic	00%	0	N/A0N/A
Non-Hispanic	18%	0	N/A0N/A
Unknown ethnicity	00%	0	N/A0N/A
Other	00%	0	N/A0N/A
Hispanic	00%	0	N/A0N/A
Non-Hispanic	00%	0	N/A0N/A
Unknown ethnicity	00%	0	N/A0N/A
Unknown race	325%	0	N/A0N/A
Hispanic	00%	0	N/A0N/A
Non-Hispanic	18%	0	N/A0N/A
Unknown ethnicity	217%	0	N/A0N/A
Total	12	0	0

Hospitalization

counts include anyone who was hospitalized at some point during their illness. It does not reflect the number of people currently hospitalized.

Other race

includes any person with a race of American Indian/Alaskan native, Asian, native Hawaiian/Pacific Islander, or other.

Outcomes for Florida residents

Gilchrist

Hospitalizations

0

(0% of all cases)

Deaths

0

(0% of all cases)

Statewide

Hospitalizations

9,482

(19% of all cases)

Deaths

2,259

(4% of all cases)

Cases in facility staff/residents

Gilchrist

Long-term care

1

(8% of all cases)

Correctional

0

(0% of all cases)

Statewide

Long-term care

8,398

(16% of all cases)

Correctional

2,365

(5% of all cases)

Laboratory testing for Florida residents and non-Florida residents over the past 2 weeks

Number and percent of positive labs

These counts include the number of people for whom the department received laboratory results by day. This percent is the number of people who test positive for the first time divided by all the people tested that day, excluding people who have previously tested positive.

Date	Number of positives	Percent positive	Number of negatives
5/12	1	11.1%	8
5/13	0	0.0%	9
5/14	0	0.0%	8
5/15	0	0.0%	81
5/16	0	0.0%	9
5/17	0	0.0%	17
5/18	1	4.0%	24
5/19	0	0.0%	38
5/20	0	0.0%	25
5/21	2	7.1%	26
5/22	0	0.0%	18
5/23	0	0.0%	23
5/24	2	3.6%	54
5/25	0	0.0%	24

Emergency department (ED) chief complaint and admission data for Gilchrist County

Daily percent of ED visits mentioning cough, fever, or shortness of breath

Daily percent of ED visits resulting in cough-associated admissions

Weekly count of ED visits for influenza-like illness

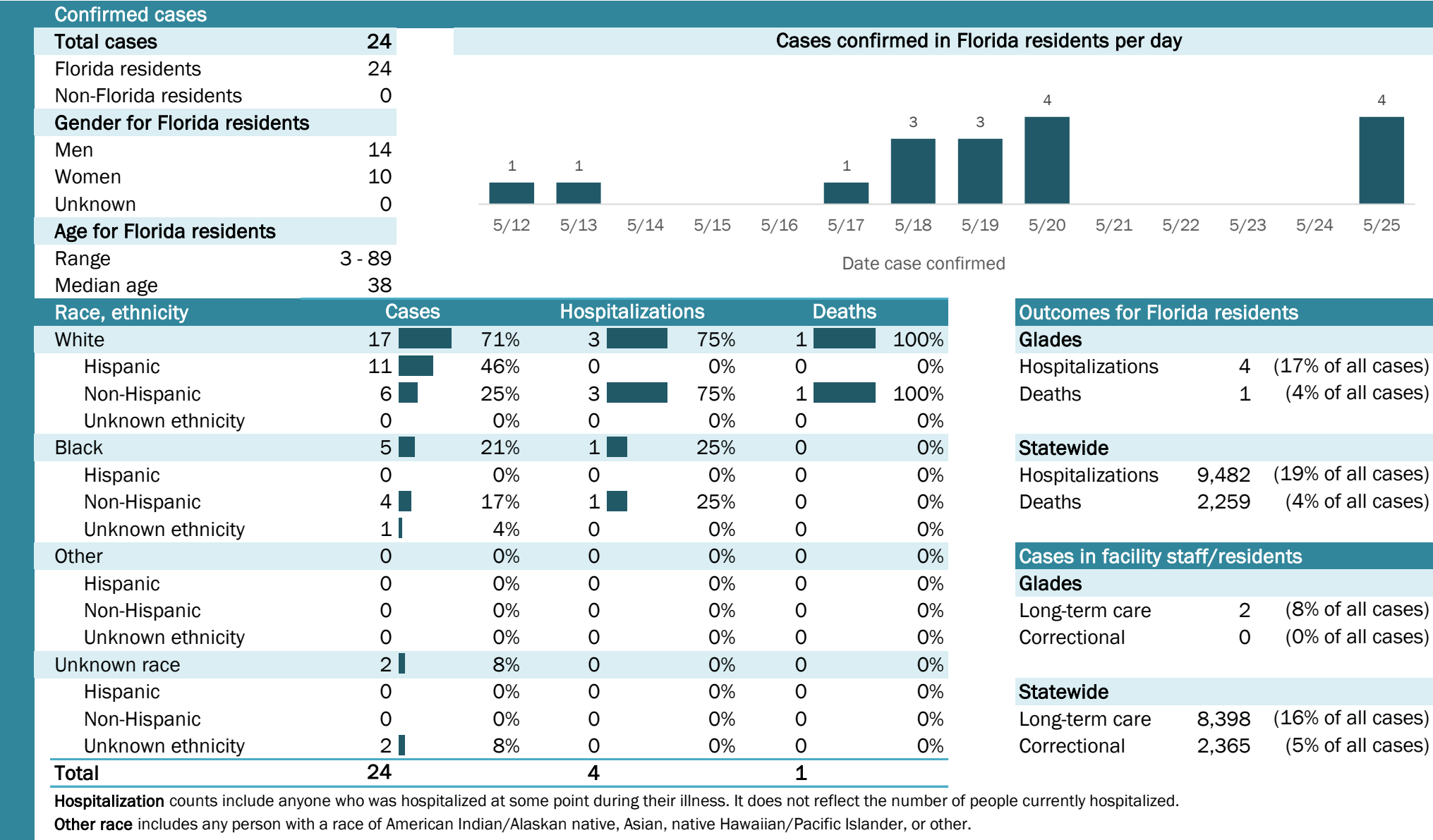
Weekly count of ED visits for COVID-like illness

The Electronic Surveillance System for the Early Notification of Community-Based Epidemics (ESSENCE-FL) includes chief complaint data from 211 of 212 Florida EDs. Data are transmitted electronically to ESSENCE-FL daily or hourly.

Coronavirus: summary for Glades County

Data for May 26, 2020 (verified at 10 AM)

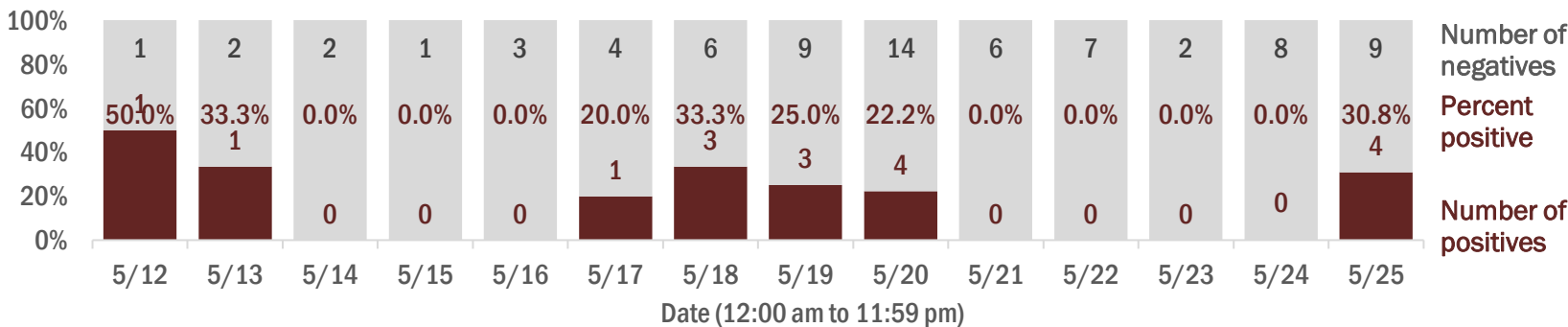
Data in this report are provisional and subject to change.



Laboratory testing for Florida residents and non-Florida residents over the past 2 weeks

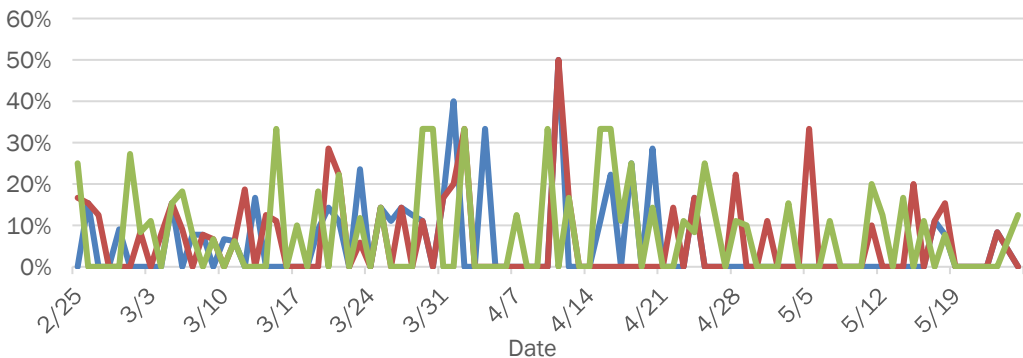
Number and percent of positive labs

These counts include the number of people for whom the department received laboratory results by day. This percent is the number of people who test positive for the first time divided by all the people tested that day, excluding people who have previously tested positive.

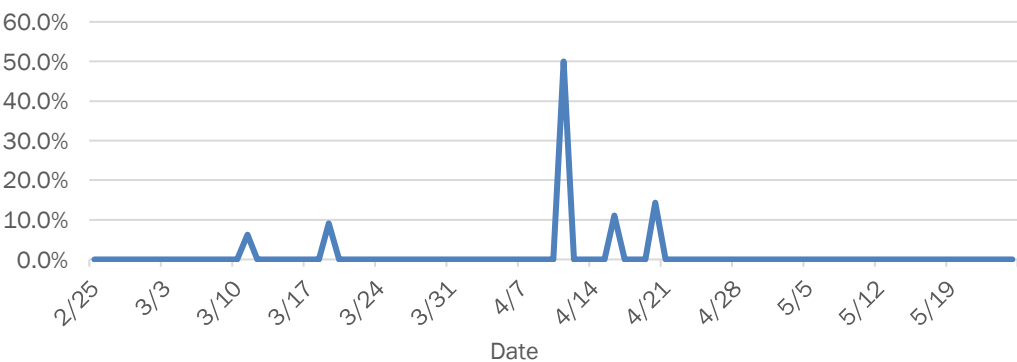


Emergency department (ED) chief complaint and admission data for Glades County

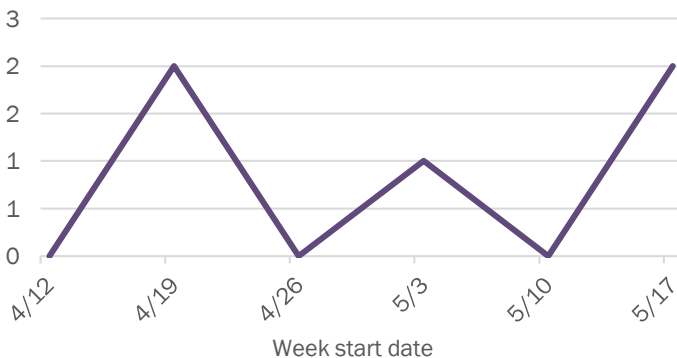
Daily percent of ED visits mentioning cough, fever, or shortness of breath



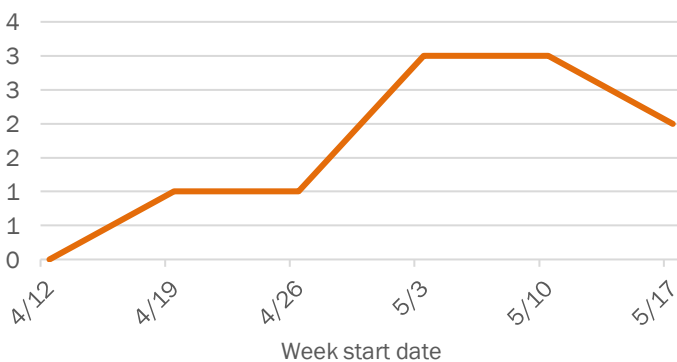
Daily percent of ED visits resulting in cough-associated admissions



Weekly count of ED visits for influenza-like illness



Weekly count of ED visits for COVID-like illness



The Electronic Surveillance System for the Early Notification of Community-Based Epidemics (ESSENCE-FL) includes chief complaint data from 211 of 212 Florida EDs. Data are transmitted electronically to ESSENCE-FL daily or hourly.

Coronavirus: summary for Gulf County

Data for May 26, 2020 (verified at 10 AM)

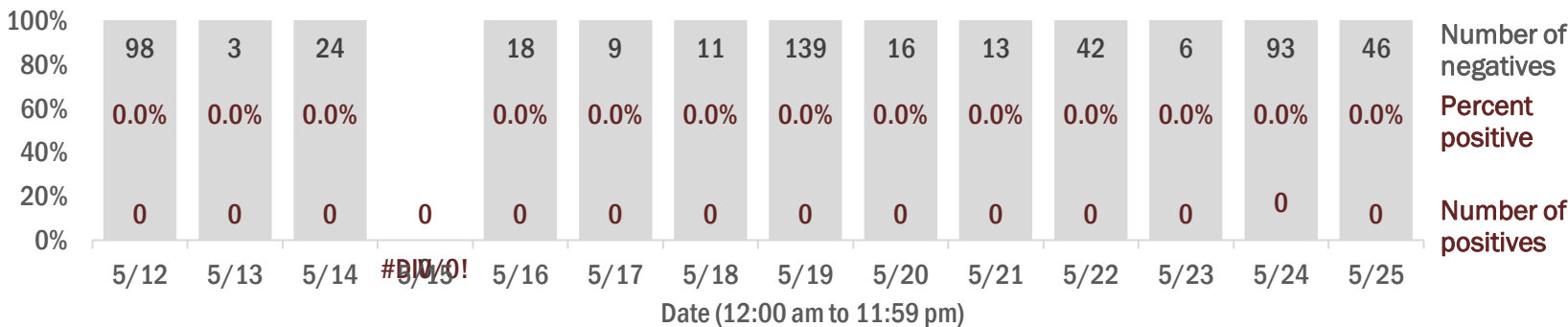
Data in this report are provisional and subject to change.

Confirmed cases																	
Total cases	1	Cases confirmed in Florida residents per day															
Florida residents	1																
Non-Florida residents	0																
Gender for Florida residents																	
Men	0																
Women	1																
Unknown	0																
Age for Florida residents		5/12	5/13	5/14	5/15	5/16	5/17	5/18	5/19	5/20	5/21	5/22	5/23	5/24	5/25		
Range	42 - 42	Date case confirmed															
Median age	42																
Race, ethnicity	Cases	Hospitalizations			Deaths			Outcomes for Florida residents									
White	1	100%	0	N/A	0	N/A	Gulf										
Hispanic	0	0%	0	N/A	0	N/A	Hospitalizations		0	(0% of all cases)							
Non-Hispanic	1	100%	0	N/A	0	N/A	Deaths		0	(0% of all cases)							
Unknown ethnicity	0	0%	0	N/A	0	N/A											
Black	0	0%	0	N/A	0	N/A	Statewide										
Hispanic	0	0%	0	N/A	0	N/A	Hospitalizations		9,482	(19% of all cases)							
Non-Hispanic	0	0%	0	N/A	0	N/A	Deaths		2,259	(4% of all cases)							
Unknown ethnicity	0	0%	0	N/A	0	N/A											
Other	0	0%	0	N/A	0	N/A	Cases in facility staff/residents										
Hispanic	0	0%	0	N/A	0	N/A	Gulf										
Non-Hispanic	0	0%	0	N/A	0	N/A	Long-term care		0	(0% of all cases)							
Unknown ethnicity	0	0%	0	N/A	0	N/A	Correctional		0	(0% of all cases)							
Unknown race	0	0%	0	N/A	0	N/A	Statewide										
Hispanic	0	0%	0	N/A	0	N/A	Long-term care		8,398	(16% of all cases)							
Non-Hispanic	0	0%	0	N/A	0	N/A	Correctional		2,365	(5% of all cases)							
Unknown ethnicity	0	0%	0	N/A	0	N/A											
Total	1	0			0												
Hospitalization counts include anyone who was hospitalized at some point during their illness. It does not reflect the number of people currently hospitalized.																	
Other race includes any person with a race of American Indian/Alaskan native, Asian, native Hawaiian/Pacific Islander, or other.																	

Laboratory testing for Florida residents and non-Florida residents over the past 2 weeks

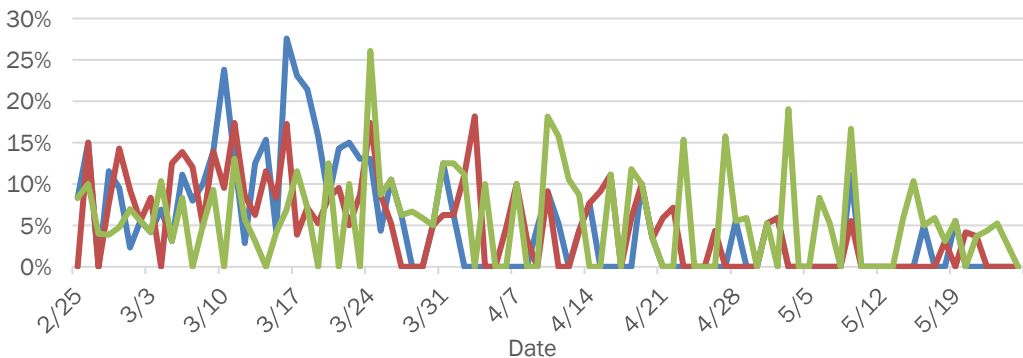
Number and percent of positive labs

These counts include the number of people for whom the department received laboratory results by day. This percent is the number of people who test positive for the first time divided by all the people tested that day, excluding people who have previously tested positive.

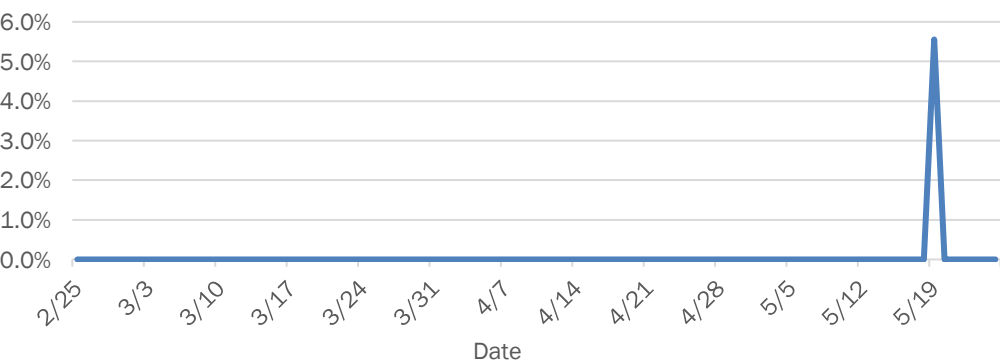


Emergency department (ED) chief complaint and admission data for Gulf County

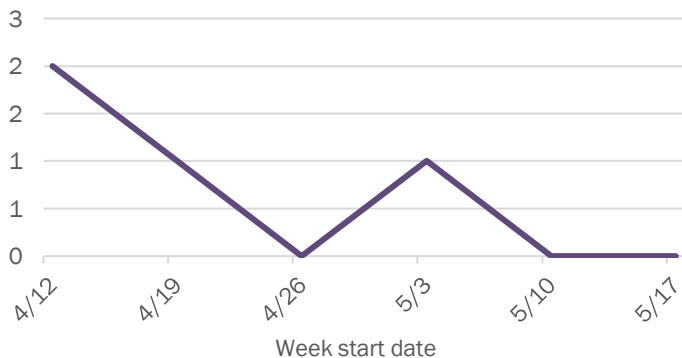
Daily percent of ED visits mentioning cough, fever, or shortness of breath



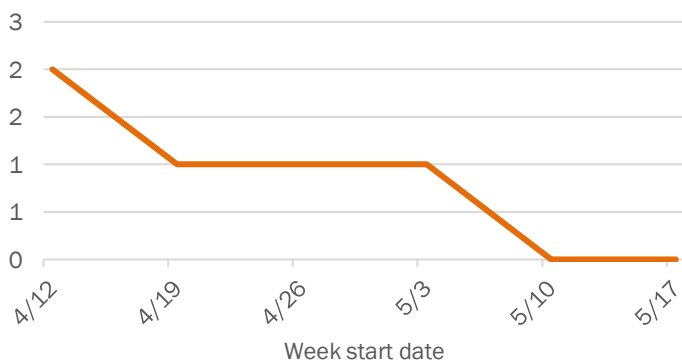
Daily percent of ED visits resulting in cough-associated admissions



Weekly count of ED visits for influenza-like illness



Weekly count of ED visits for COVID-like illness



The Electronic Surveillance System for the Early Notification of Community-Based Epidemics (ESSENCE-FL) includes chief complaint data from 211 of 212 Florida EDs. Data are transmitted electronically to ESSENCE-FL daily or hourly.

Coronavirus: summary for Hamilton County

Data for May 26, 2020 (verified at 10 AM)

Data in this report are provisional and subject to change.

Confirmed cases

Total cases	206
Florida residents	205
Non-Florida residents	1
Gender for Florida residents	
Men	194
Women	11
Unknown	0
Age for Florida residents	
Range	20 - 84
Median age	41

Cases confirmed in Florida residents per day

Date	Cases
5/12	67
5/13	48
5/14	10
5/15	0
5/16	3
5/17	0
5/18	0
5/19	6
5/20	3
5/21	3
5/22	2
5/23	33
5/24	9
5/25	3

Race, ethnicity	Cases	Hospitalizations	Deaths
White	97 47%	0 0%	0 N/A
Hispanic	7 3%	0 0%	0 N/A
Non-Hispanic	29 14%	0 0%	0 N/A
Unknown ethnicity	61 30%	0 0%	0 N/A
Black	95 46%	0 0%	0 N/A
Hispanic	1 0%	0 0%	0 N/A
Non-Hispanic	31 15%	0 0%	0 N/A
Unknown ethnicity	63 31%	0 0%	0 N/A
Other	12 6%	1 100%	0 N/A
Hispanic	3 1%	1 100%	0 N/A
Non-Hispanic	0 0%	0 0%	0 N/A
Unknown ethnicity	9 4%	0 0%	0 N/A
Unknown race	1 0%	0 0%	0 N/A
Hispanic	0 0%	0 0%	0 N/A
Non-Hispanic	0 0%	0 0%	0 N/A
Unknown ethnicity	1 0%	0 0%	0 N/A
Total	205	1	0

Outcomes for Florida residents

Hamilton

Hospitalizations	1	(0% of all cases)
Deaths	0	(0% of all cases)

Statewide

Hospitalizations	9,482	(19% of all cases)
Deaths	2,259	(4% of all cases)

Cases in facility staff/residents

Hamilton

Long-term care	2	(1% of all cases)
Correctional	187	(91% of all cases)

Statewide

Long-term care	8,398	(16% of all cases)
Correctional	2,365	(5% of all cases)

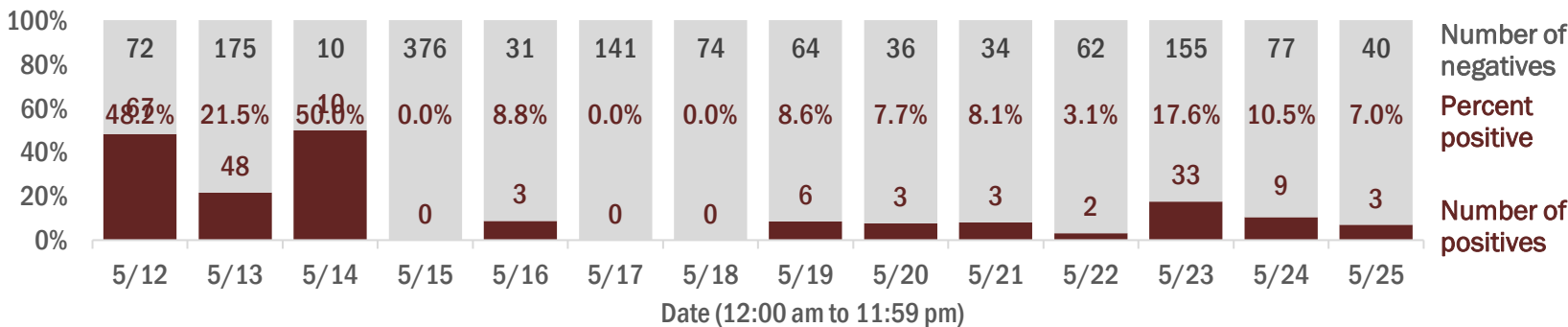
Hospitalization counts include anyone who was hospitalized at some point during their illness. It does not reflect the number of people currently hospitalized.

Other race includes any person with a race of American Indian/Alaskan native, Asian, native Hawaiian/Pacific Islander, or other.

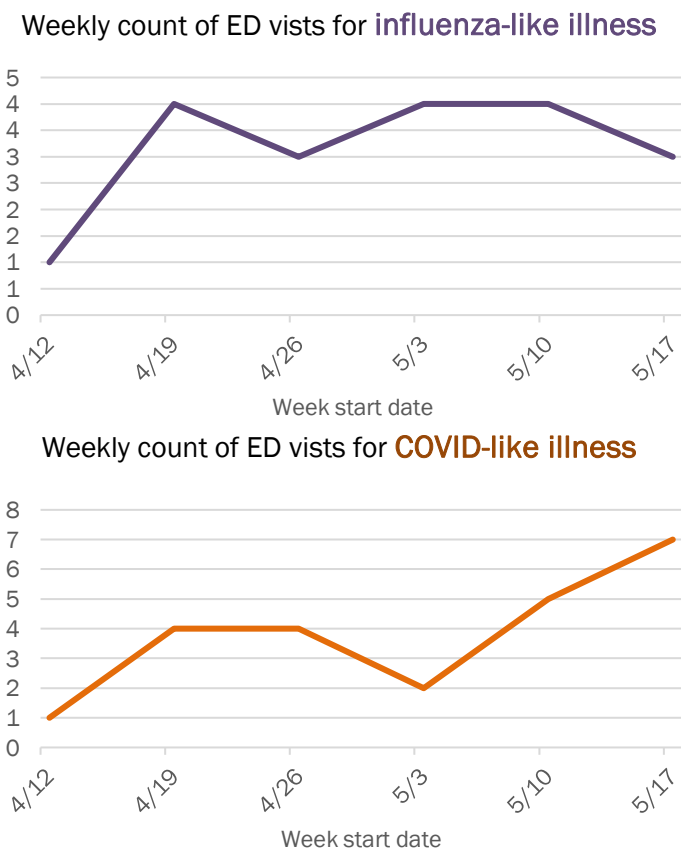
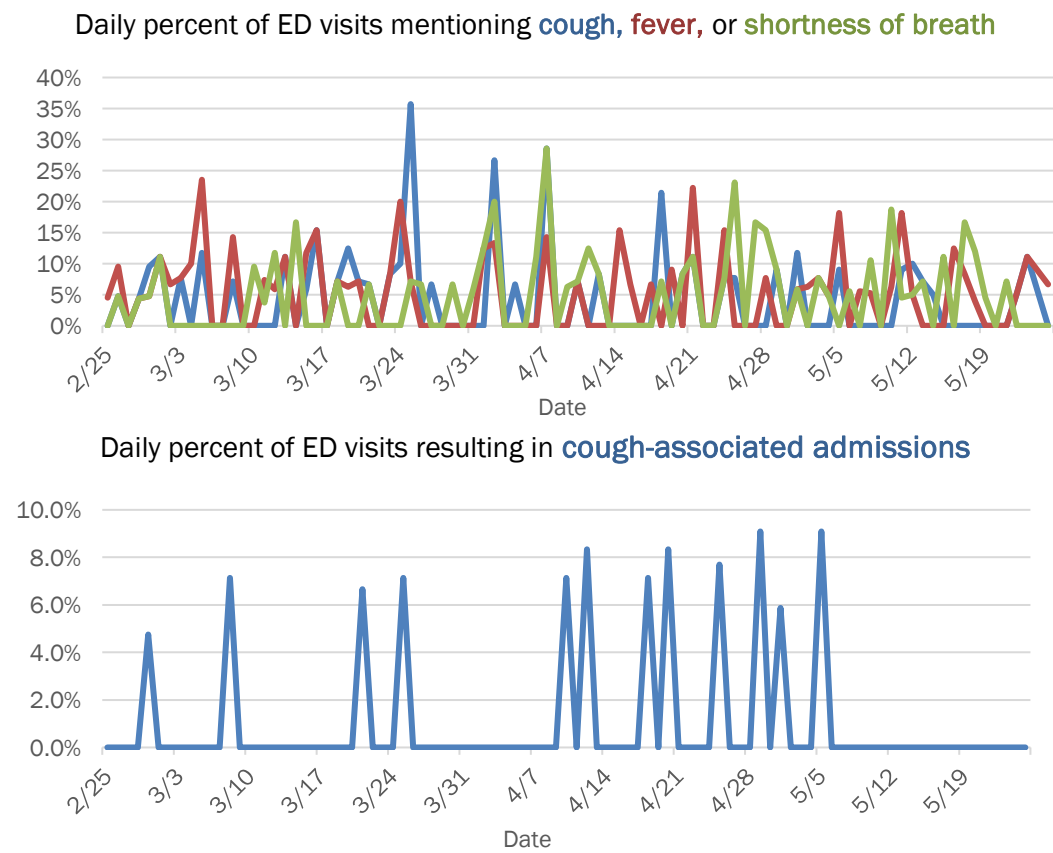
Laboratory testing for Florida residents and non-Florida residents over the past 2 weeks

Number and percent of positive labs

These counts include the number of people for whom the department received laboratory results by day. This percent is the number of people who test positive for the first time divided by all the people tested that day, excluding people who have previously tested positive.



Emergency department (ED) chief complaint and admission data for Hamilton County



The Electronic Surveillance System for the Early Notification of Community-Based Epidemics (ESSENCE-FL) includes chief complaint data from 211 of 212 Florida EDs. Data are transmitted electronically to ESSENCE-FL daily or hourly.

Coronavirus: summary for Hardee County

Data for May 26, 2020 (verified at 10 AM)

Data in this report are provisional and subject to change.

Confirmed cases

Total cases	87
Florida residents	85
Non-Florida residents	2
Gender for Florida residents	
Men	46
Women	39
Unknown	0
Age for Florida residents	
Range	2 - 83
Median age	29

Cases confirmed in Florida residents per day

Date	Cases
5/12	1
5/13	1
5/14	1
5/15	0
5/16	1
5/17	1
5/18	2
5/19	4
5/20	4
5/21	8
5/22	4
5/23	12
5/24	10
5/25	1

Race, ethnicity	Cases	Hospitalizations	Deaths
White	30	2	0
Hispanic	19	0	0
Non-Hispanic	11	2	0
Unknown ethnicity	0	0	0
Black	32	5	0
Hispanic	0	0	0
Non-Hispanic	31	5	0
Unknown ethnicity	1	0	0
Other	19	3	0
Hispanic	16	1	0
Non-Hispanic	3	2	0
Unknown ethnicity	0	0	0
Unknown race	4	0	0
Hispanic	0	0	0
Non-Hispanic	0	0	0
Unknown ethnicity	4	0	0
Total	85	10	0

Hospitalization counts include anyone who was hospitalized at some point during their illness. It does not reflect the number of people currently hospitalized.

Other race includes any person with a race of American Indian/Alaskan native, Asian, native Hawaiian/Pacific Islander, or other.

Outcomes for Florida residents

Hardee

Hospitalizations	10	(12% of all cases)
Deaths	0	(0% of all cases)

Statewide

Hospitalizations	9,482	(19% of all cases)
Deaths	2,259	(4% of all cases)

Cases in facility staff/residents

Hardee

Long-term care	5	(6% of all cases)
Correctional	2	(2% of all cases)

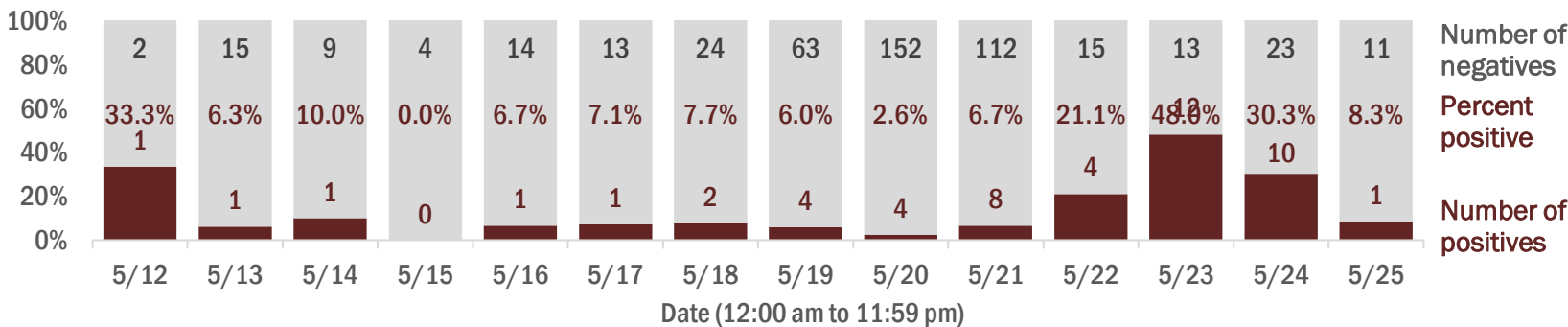
Statewide

Long-term care	8,398	(16% of all cases)
Correctional	2,365	(5% of all cases)

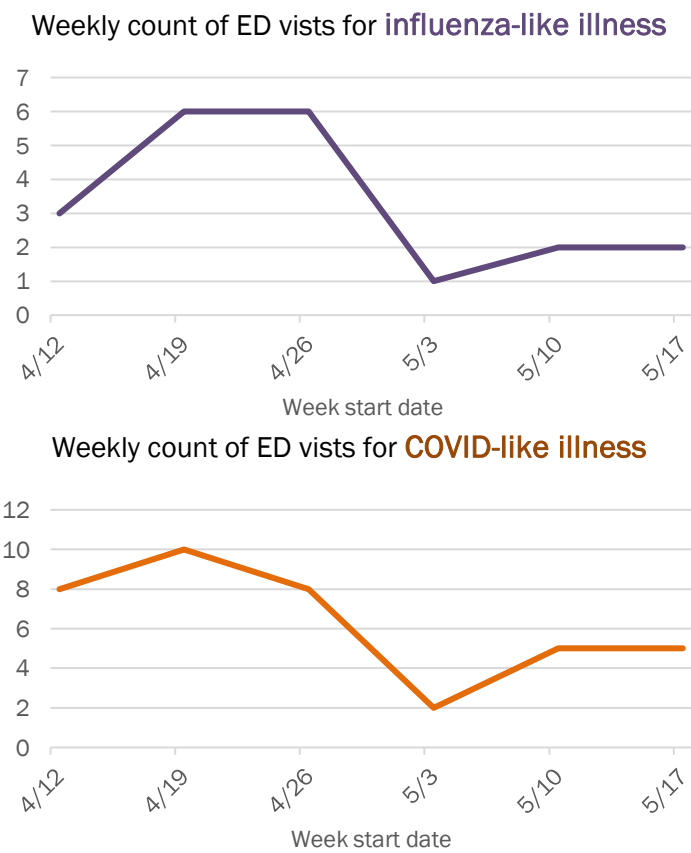
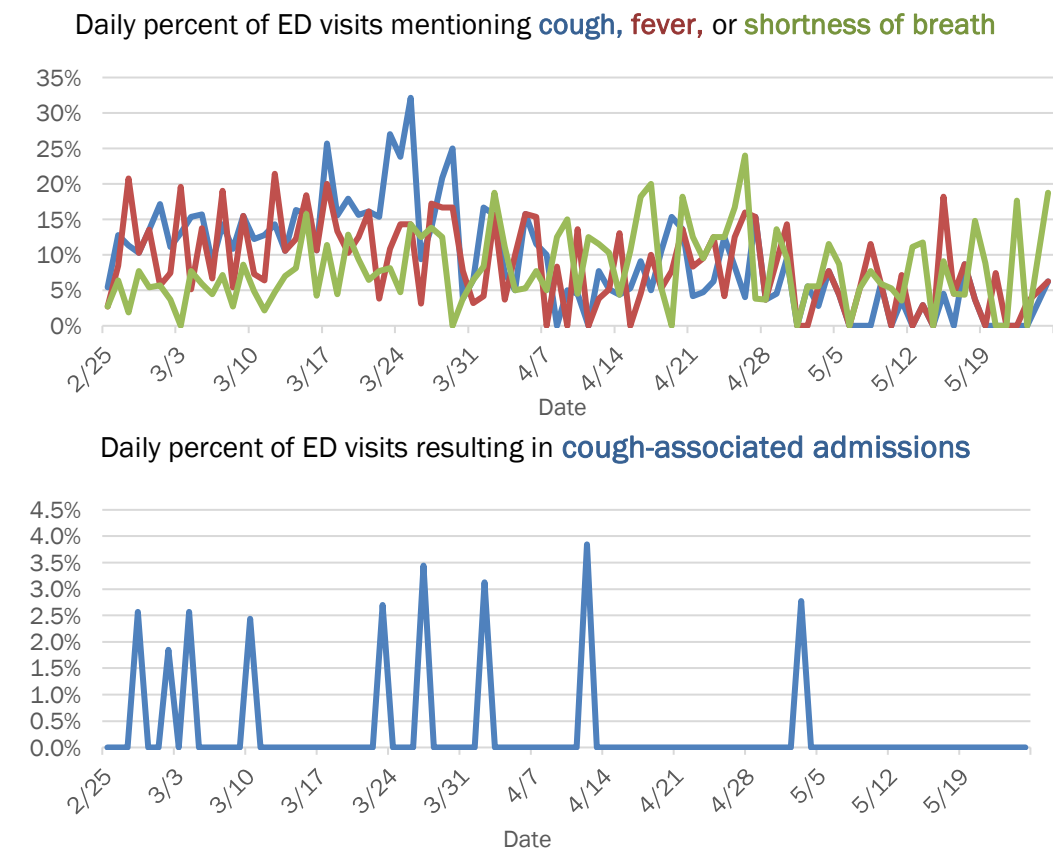
Laboratory testing for Florida residents and non-Florida residents over the past 2 weeks

Number and percent of positive labs

These counts include the number of people for whom the department received laboratory results by day. This percent is the number of people who test positive for the first time divided by all the people tested that day, excluding people who have previously tested positive.



Emergency department (ED) chief complaint and admission data for Hardee County

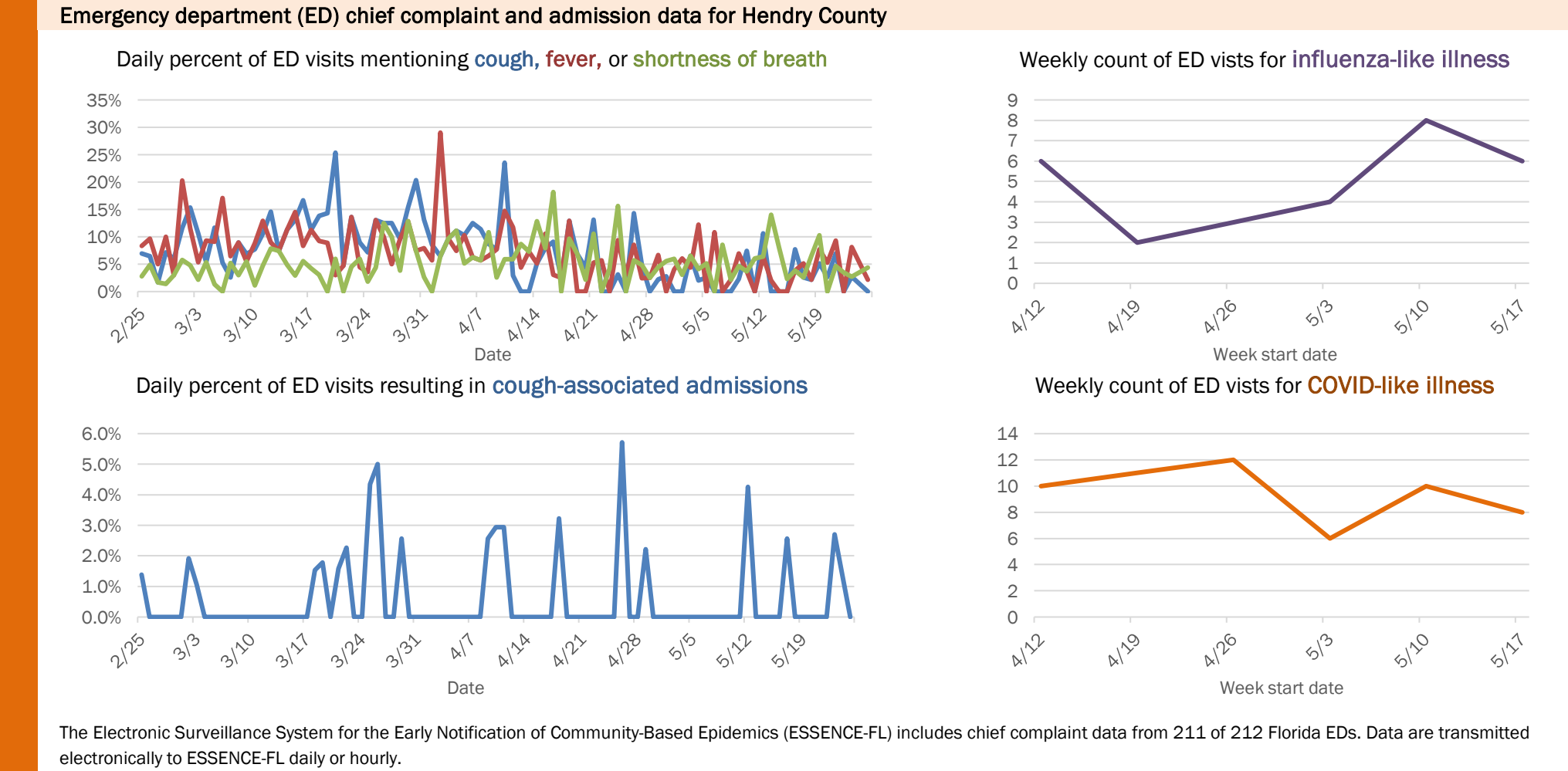
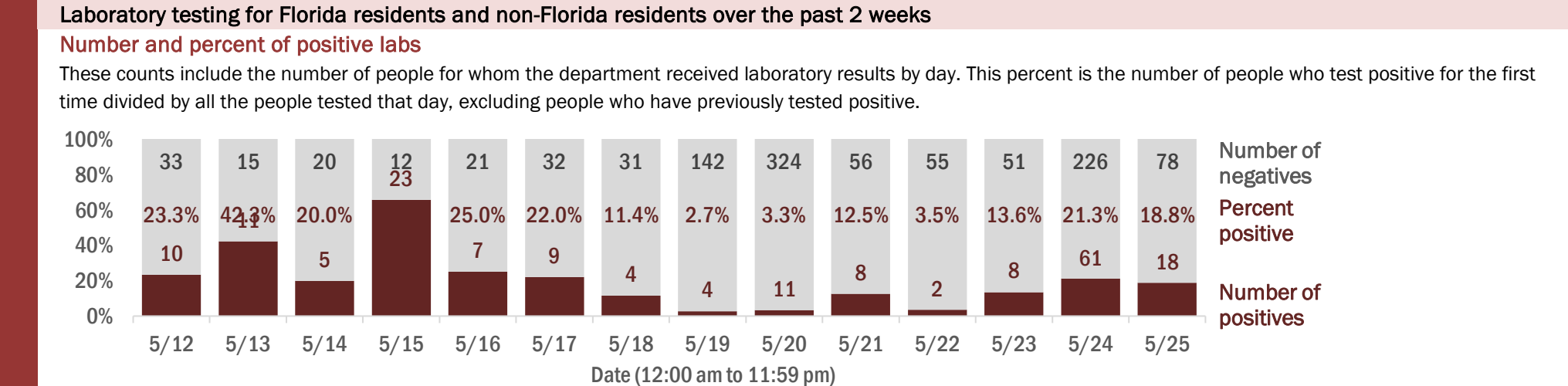
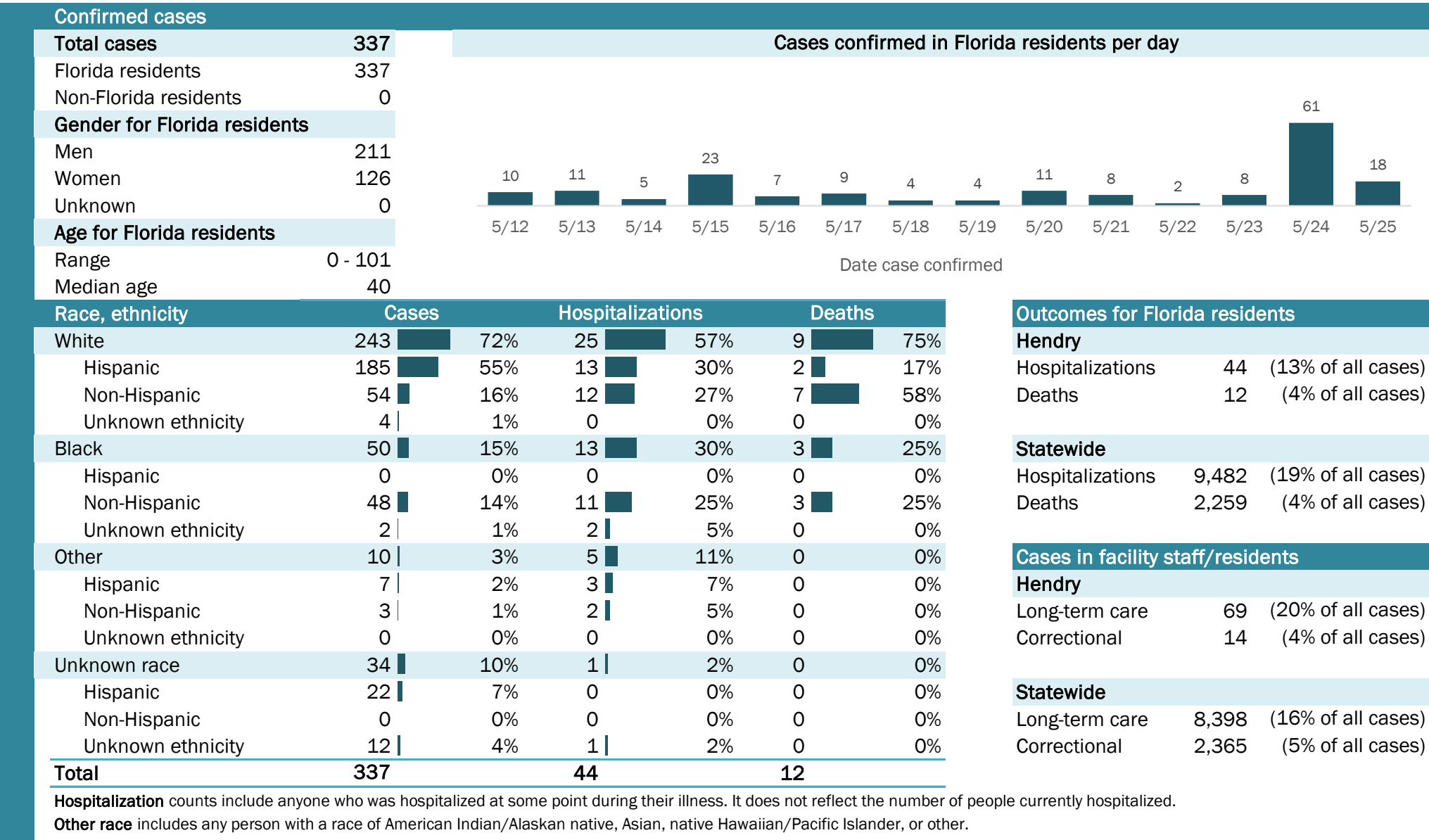


The Electronic Surveillance System for the Early Notification of Community-Based Epidemics (ESSENCE-FL) includes chief complaint data from 211 of 212 Florida EDs. Data are transmitted electronically to ESSENCE-FL daily or hourly.

Coronavirus: summary for Hendry County

Data for May 26, 2020 (verified at 10 AM)

Data in this report are provisional and subject to change.



Coronavirus: summary for Hernando County

Data for May 26, 2020 (verified at 10 AM)

Data in this report are provisional and subject to change.

Confirmed cases

Total cases

112

Florida residents

108

Non-Florida residents

4

Gender for Florida residents

Men

54

Women

54

Unknown

0

Age for Florida residents

Range

1 - 85

Median age

47

Cases confirmed in Florida residents per day

2

2

2

1

1

1

1

2

1

5/12

5/13

5/14

5/15

5/16

5/17

5/18

5/19

5/20

5/21

5/22

5/23

5/24

5/25

Date case confirmed

Race, ethnicity	Cases	Hospitalizations	Deaths
White	9083%	1882%	480%
Hispanic	2321%	418%	120%
Non-Hispanic	6661%	1464%	360%
Unknown ethnicity	11%	00%	00%
Black	1615%	314%	120%
Hispanic	00%	00%	00%
Non-Hispanic	1615%	314%	120%
Unknown ethnicity	00%	00%	00%
Other	22%	15%	00%
Hispanic	11%	15%	00%
Non-Hispanic	11%	00%	00%
Unknown ethnicity	00%	00%	00%
Unknown race	00%	00%	00%
Hispanic	00%	00%	00%
Non-Hispanic	00%	00%	00%
Unknown ethnicity	00%	00%	00%
Total	108	22	5

Hospitalization

counts include anyone who was hospitalized at some point during their illness. It does not reflect the number of people currently hospitalized.

Other race

includes any person with a race of American Indian/Alaskan native, Asian, native Hawaiian/Pacific Islander, or other.

Outcomes for Florida residents

Hernando

Hospitalizations

22

(20% of all cases)

Deaths

5

(5% of all cases)

Statewide

Hospitalizations

9,482

(19% of all cases)

Deaths

2,259

(4% of all cases)

Cases in facility staff/residents

Hernando

Long-term care

7

(6% of all cases)

Correctional

6

(6% of all cases)

Statewide

Long-term care

8,398

(16% of all cases)

Correctional

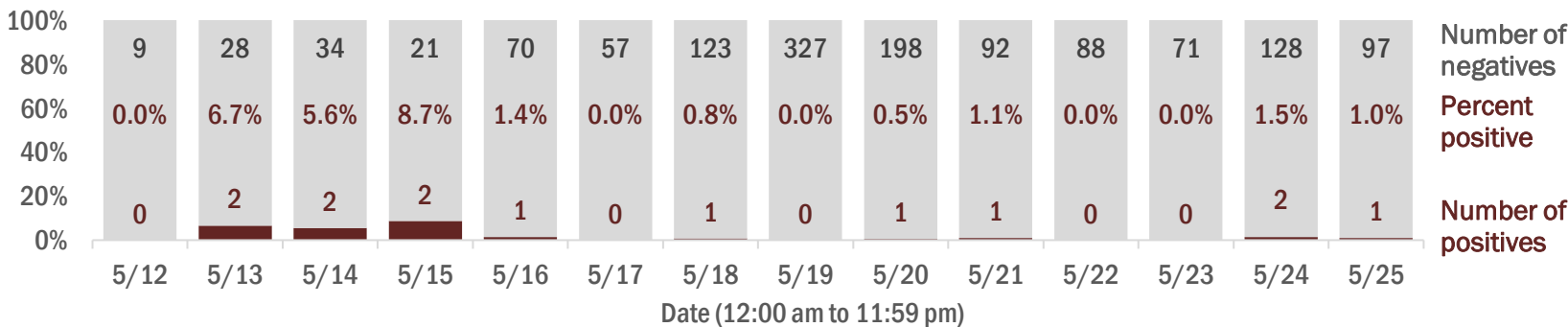
2,365

(5% of all cases)

Laboratory testing for Florida residents and non-Florida residents over the past 2 weeks

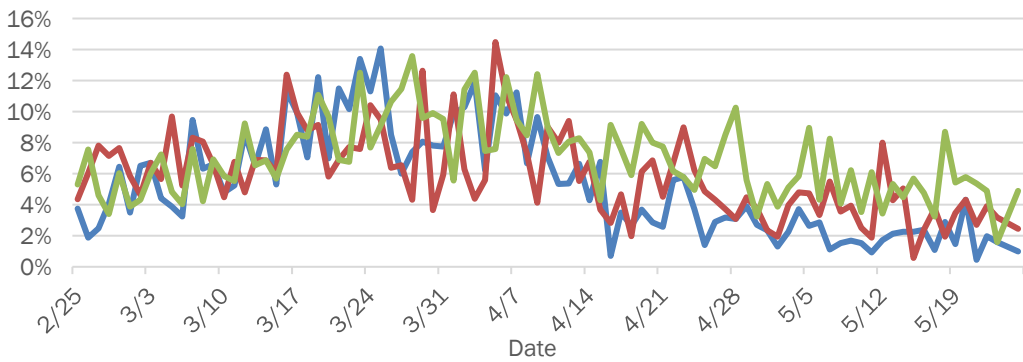
Number and percent of positive labs

These counts include the number of people for whom the department received laboratory results by day. This percent is the number of people who test positive for the first time divided by all the people tested that day, excluding people who have previously tested positive.

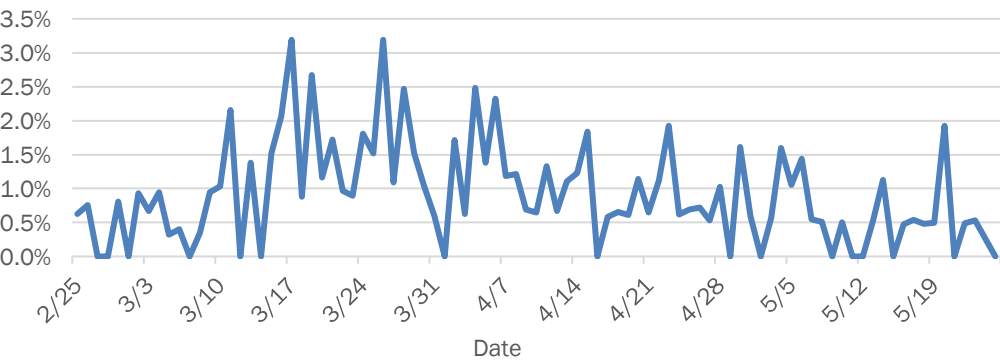


Emergency department (ED) chief complaint and admission data for Hernando County

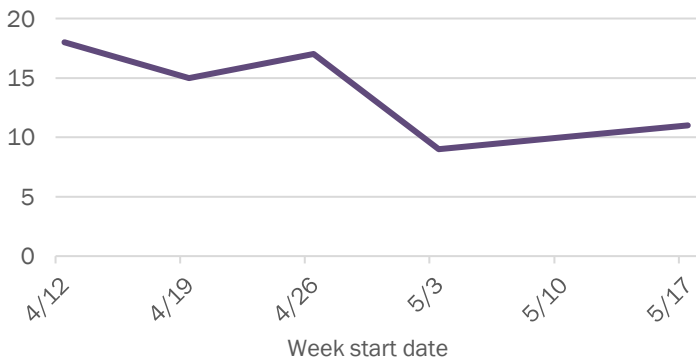
Daily percent of ED visits mentioning cough, fever, or shortness of breath



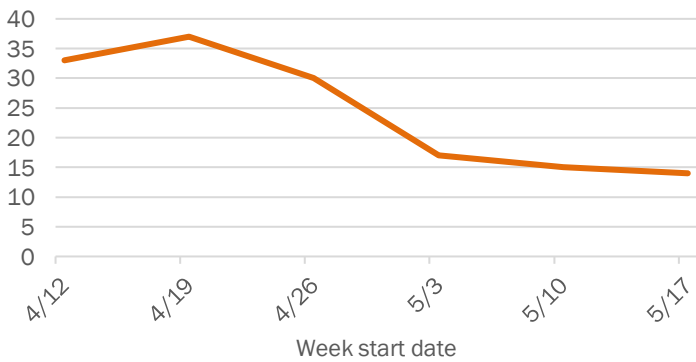
Daily percent of ED visits resulting in cough-associated admissions



Weekly count of ED vists for influenza-like illness



Weekly count of ED vists for COVID-like illness

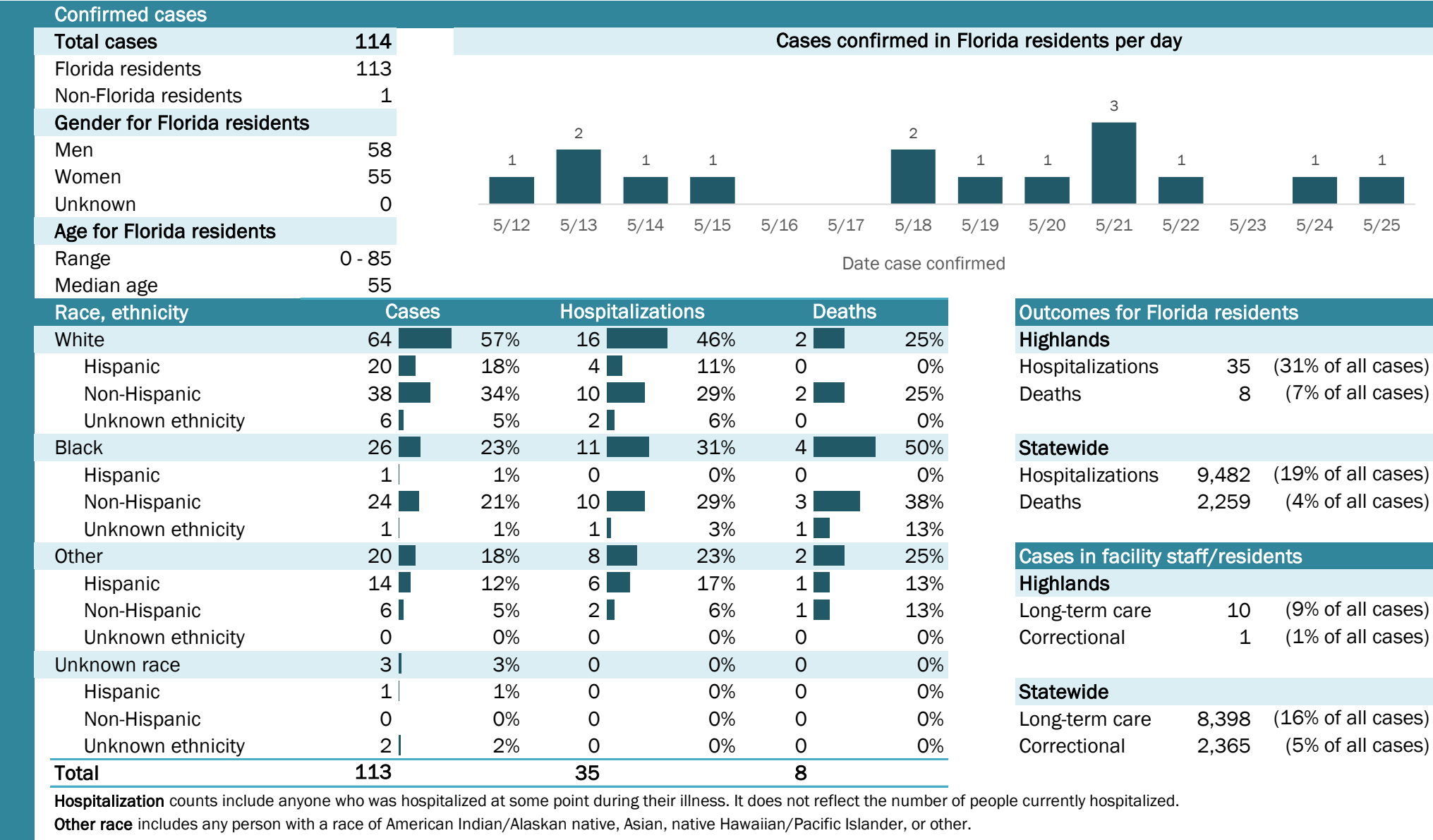


The Electronic Surveillance System for the Early Notification of Community-Based Epidemics (ESSENCE-FL) includes chief complaint data from 211 of 212 Florida EDs. Data are transmitted electronically to ESSENCE-FL daily or hourly.

Coronavirus: summary for Highlands County

Data for May 26, 2020 (verified at 10 AM)

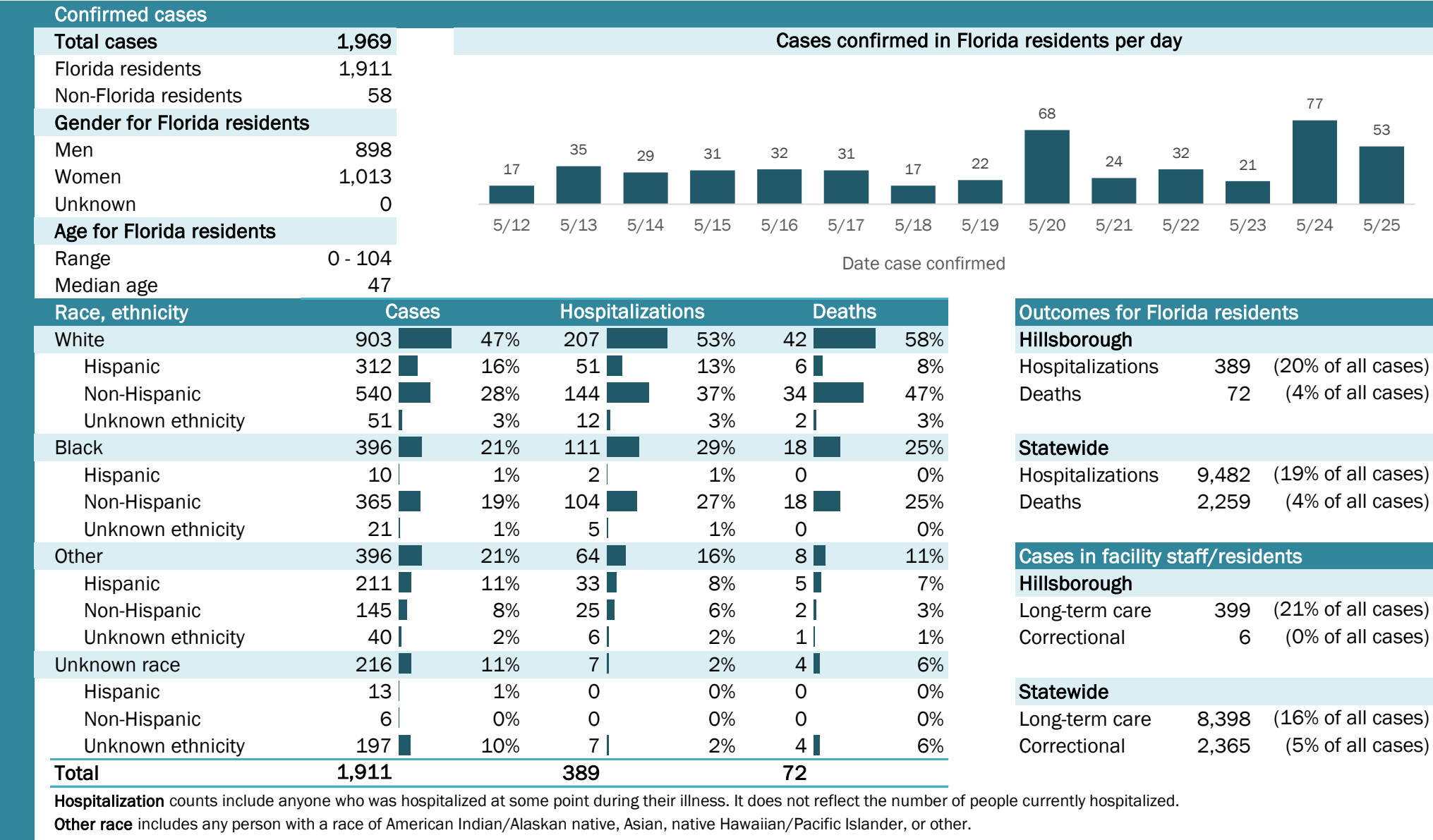
Data in this report are provisional and subject to change.



Coronavirus: summary for Hillsborough County

Data for May 26, 2020 (verified at 10 AM)

Data in this report are provisional and subject to change.



Coronavirus: summary for Holmes County

Data for May 26, 2020 (verified at 10 AM)

Data in this report are provisional and subject to change.

Confirmed cases

Total cases

18

Florida residents

18

Non-Florida residents

0

Gender for Florida residents

Men

10

Women

8

Unknown

0

Age for Florida residents

Range

1 - 79

Median age

42

Cases confirmed in Florida residents per day

1

2

1

3

5/12

5/13

5/14

5/15

5/16

5/17

5/18

5/19

5/20

5/21

5/22

5/23

5/24

5/25

Date case confirmed

Race, ethnicity	Cases	Hospitalizations	Deaths
White	11	0	0
Hispanic	0	0	0
Non-Hispanic	11	0	0
Unknown ethnicity	0	0	0
Black	3	1	0
Hispanic	0	0	0
Non-Hispanic	3	1	0
Unknown ethnicity	0	0	0
Other	1	0	0
Hispanic	0	0	0
Non-Hispanic	1	0	0
Unknown ethnicity	0	0	0
Unknown race	3	0	0
Hispanic	0	0	0
Non-Hispanic	0	0	0
Unknown ethnicity	3	0	0
Total	18	1	0

Hospitalization

counts include anyone who was hospitalized at some point during their illness. It does not reflect the number of people currently hospitalized.

Other race

includes any person with a race of American Indian/Alaskan native, Asian, native Hawaiian/Pacific Islander, or other.

Outcomes for Florida residents

Holmes

Hospitalizations

1

(6% of all cases)

Deaths

0

(0% of all cases)

Statewide

Hospitalizations

9,482

(19% of all cases)

Deaths

2,259

(4% of all cases)

Cases in facility staff/residents

Holmes

Long-term care

3

(17% of all cases)

Correctional

0

(0% of all cases)

Statewide

Long-term care

8,398

(16% of all cases)

Correctional

2,365

(5% of all cases)

Laboratory testing for Florida residents and non-Florida residents over the past 2 weeks

Number and percent of positive labs

These counts include the number of people for whom the department received laboratory results by day. This percent is the number of people who test positive for the first time divided by all the people tested that day, excluding people who have previously tested positive.

Date	Number of negatives	Percent positive	Number of positives
5/12	6	0.0%	0
5/13	12	0.0%	0
5/14	2	0.0%	0
5/15	0	0.0%	0
5/16	8	0.0%	0
5/17	7	0.0%	0
5/18	14	0.0%	0
5/19	12	7.7%	1
5/20	34	5.6%	2
5/21	69	1.4%	1
5/22	27	0.0%	0
5/23	4	0.0%	0
5/24	26	0.0%	0
5/25	17	15.0%	3

Emergency department (ED) chief complaint and admission data for Holmes County

Daily percent of ED visits mentioning cough, fever, or shortness of breath

Daily percent of ED visits resulting in cough-associated admissions

Weekly count of ED visits for influenza-like illness

Weekly count of ED visits for COVID-like illness

The Electronic Surveillance System for the Early Notification of Community-Based Epidemics (ESSENCE-FL) includes chief complaint data from 211 of 212 Florida EDs. Data are transmitted electronically to ESSENCE-FL daily or hourly.

Coronavirus: summary for Indian River County

Data for May 26, 2020 (verified at 10 AM)

Data in this report are provisional and subject to change.

Confirmed cases

Total cases	119
Florida residents	108
Non-Florida residents	11
Gender for Florida residents	
Men	52
Women	56
Unknown	0
Age for Florida residents	
Range	5 - 95
Median age	62

Cases confirmed in Florida residents per day

Date	Cases
5/12	0
5/13	0
5/14	1
5/15	1
5/16	2
5/17	0
5/18	2
5/19	0
5/20	1
5/21	3
5/22	1
5/23	1
5/24	2
5/25	1

Race, ethnicity	Cases	Hospitalizations	Deaths
White	74 (69%)	18 (64%)	7 (78%)
Hispanic	4 (4%)	0 (0%)	0 (0%)
Non-Hispanic	63 (58%)	17 (61%)	7 (78%)
Unknown ethnicity	7 (6%)	1 (4%)	0 (0%)
Black	9 (8%)	4 (14%)	2 (22%)
Hispanic	0 (0%)	0 (0%)	0 (0%)
Non-Hispanic	9 (8%)	4 (14%)	2 (22%)
Unknown ethnicity	0 (0%)	0 (0%)	0 (0%)
Other	16 (15%)	6 (21%)	0 (0%)
Hispanic	4 (4%)	1 (4%)	0 (0%)
Non-Hispanic	7 (6%)	3 (11%)	0 (0%)
Unknown ethnicity	5 (5%)	2 (7%)	0 (0%)
Unknown race	9 (8%)	0 (0%)	0 (0%)
Hispanic	0 (0%)	0 (0%)	0 (0%)
Non-Hispanic	0 (0%)	0 (0%)	0 (0%)
Unknown ethnicity	9 (8%)	0 (0%)	0 (0%)
Total	108	28	9

Hospitalization counts include anyone who was hospitalized at some point during their illness. It does not reflect the number of people currently hospitalized.

Other race includes any person with a race of American Indian/Alaskan native, Asian, native Hawaiian/Pacific Islander, or other.

Outcomes for Florida residents

Indian River

Hospitalizations	28	(26% of all cases)
Deaths	9	(8% of all cases)

Statewide

Hospitalizations	9,482	(19% of all cases)
Deaths	2,259	(4% of all cases)

Cases in facility staff/residents

Indian River

Long-term care	19	(18% of all cases)
Correctional	0	(0% of all cases)

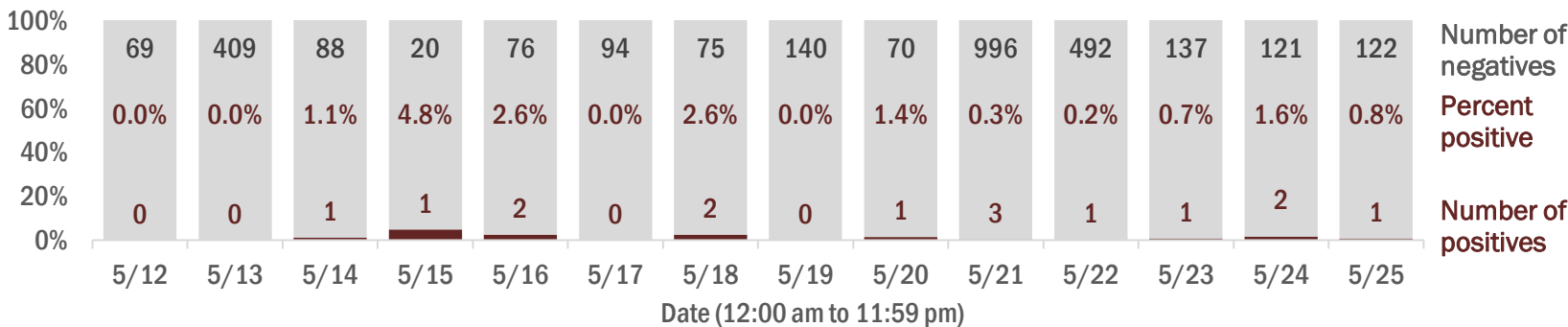
Statewide

Long-term care	8,398	(16% of all cases)
Correctional	2,365	(5% of all cases)

Laboratory testing for Florida residents and non-Florida residents over the past 2 weeks

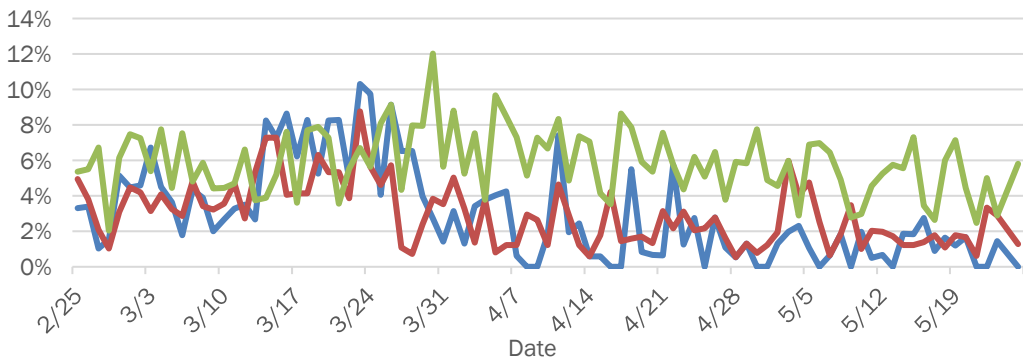
Number and percent of positive labs

These counts include the number of people for whom the department received laboratory results by day. This percent is the number of people who test positive for the first time divided by all the people tested that day, excluding people who have previously tested positive.

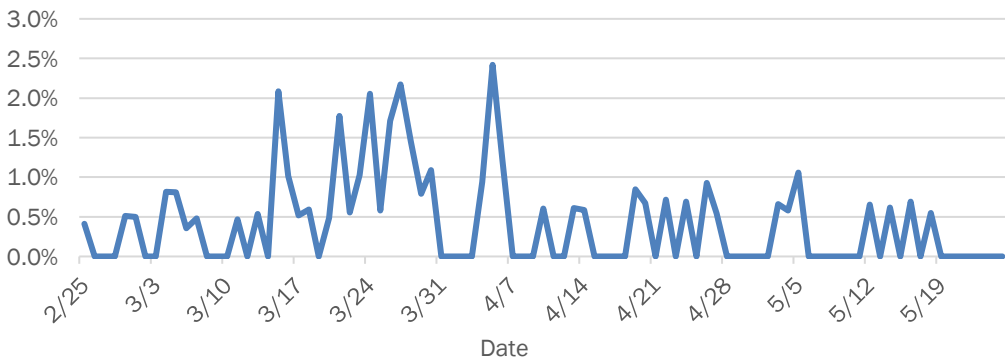


Emergency department (ED) chief complaint and admission data for Indian River County

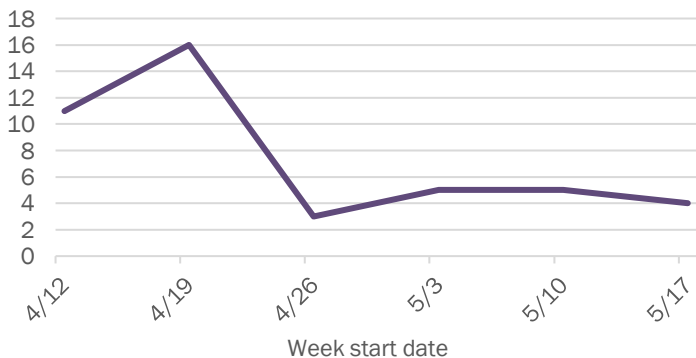
Daily percent of ED visits mentioning cough, fever, or shortness of breath



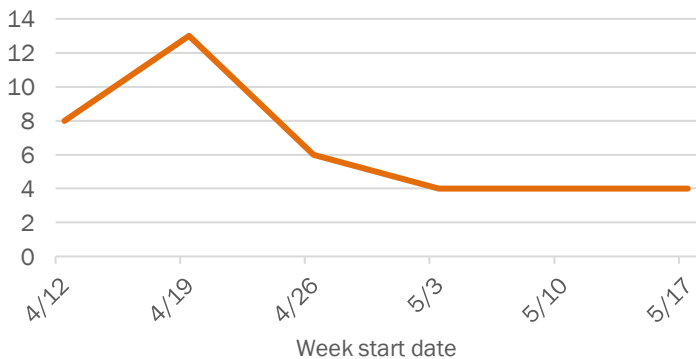
Daily percent of ED visits resulting in cough-associated admissions



Weekly count of ED visits for influenza-like illness



Weekly count of ED visits for COVID-like illness

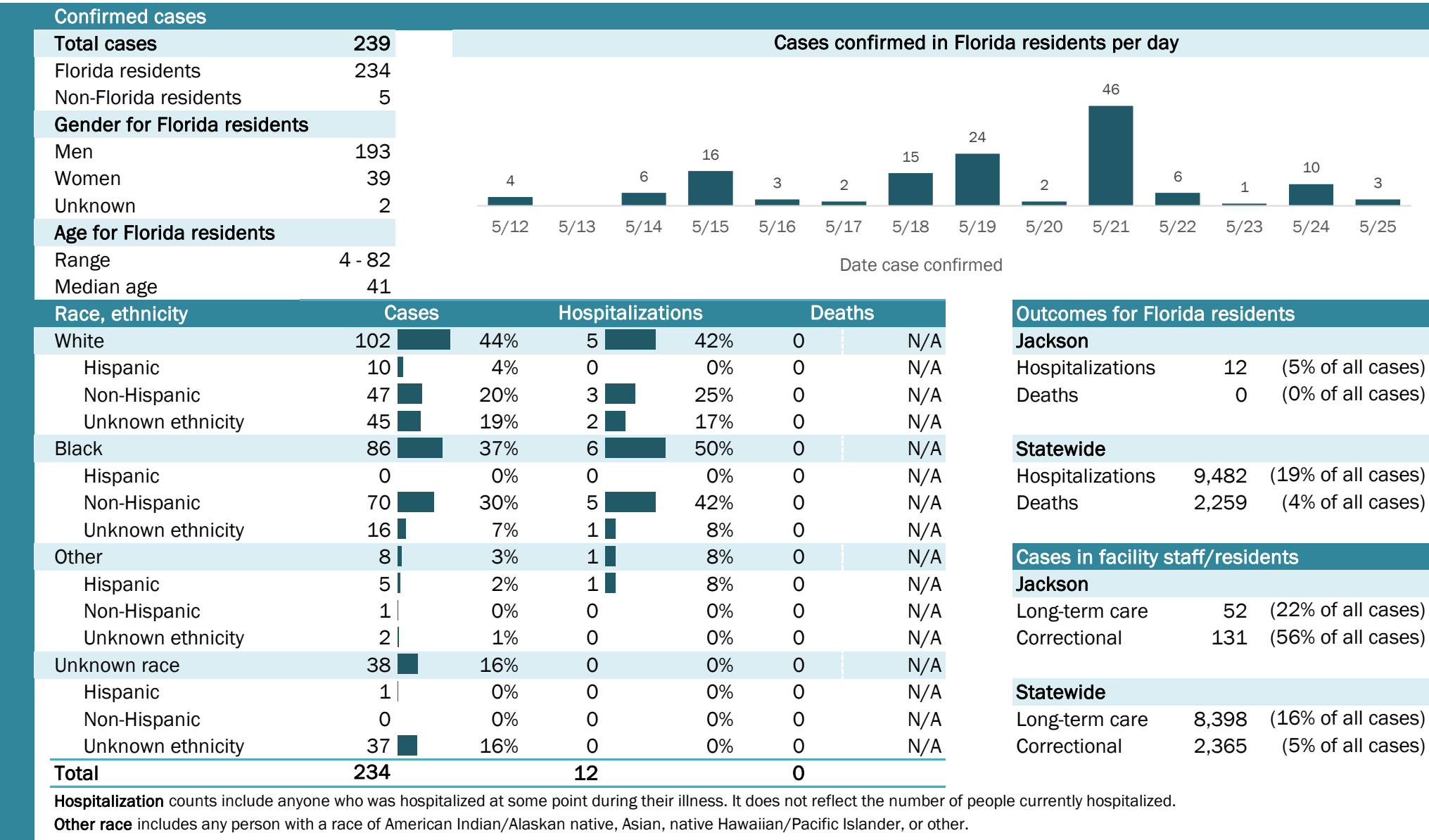


The Electronic Surveillance System for the Early Notification of Community-Based Epidemics (ESSENCE-FL) includes chief complaint data from 211 of 212 Florida EDs. Data are transmitted electronically to ESSENCE-FL daily or hourly.

Coronavirus: summary for Jackson County

Data for May 26, 2020 (verified at 10 AM)

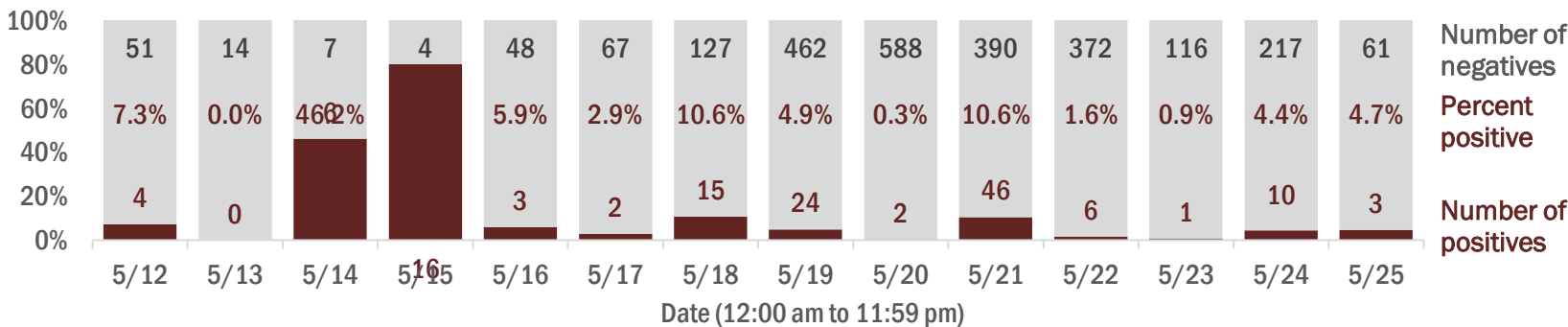
Data in this report are provisional and subject to change.



Laboratory testing for Florida residents and non-Florida residents over the past 2 weeks

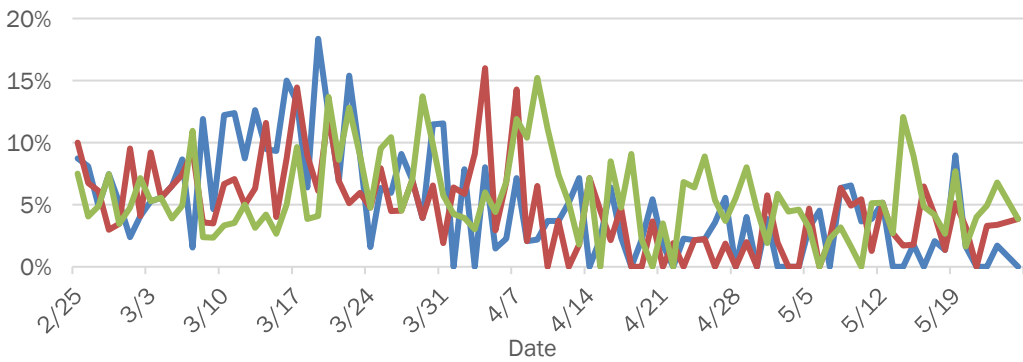
Number and percent of positive labs

These counts include the number of people for whom the department received laboratory results by day. This percent is the number of people who test positive for the first time divided by all the people tested that day, excluding people who have previously tested positive.

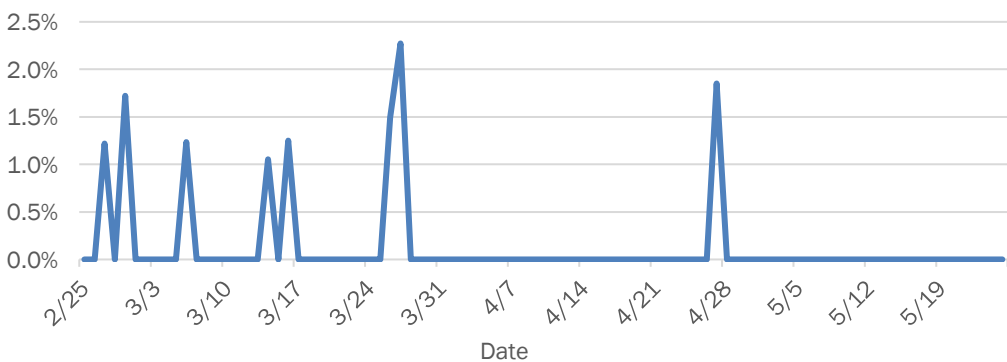


Emergency department (ED) chief complaint and admission data for Jackson County

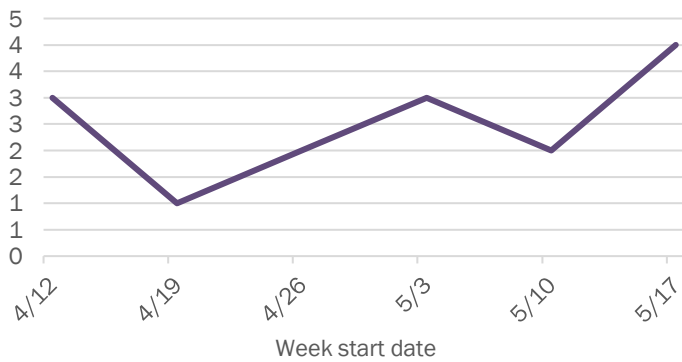
Daily percent of ED visits mentioning cough, fever, or shortness of breath



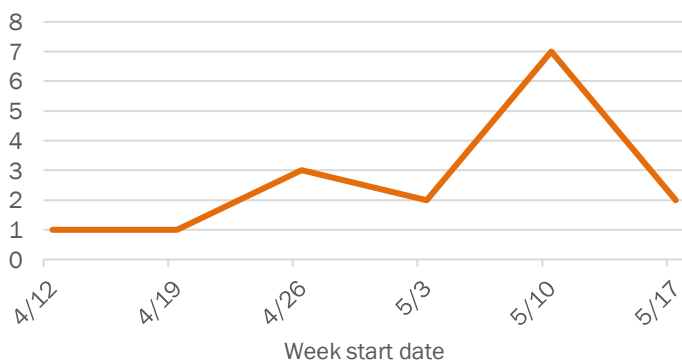
Daily percent of ED visits resulting in cough-associated admissions



Weekly count of ED visits for influenza-like illness



Weekly count of ED visits for COVID-like illness



The Electronic Surveillance System for the Early Notification of Community-Based Epidemics (ESSENCE-FL) includes chief complaint data from 211 of 212 Florida EDs. Data are transmitted electronically to ESSENCE-FL daily or hourly.

Coronavirus: summary for Jefferson County

Data for May 26, 2020 (verified at 10 AM)

Data in this report are provisional and subject to change.

Confirmed cases

Total cases

29

Cases confirmed in Florida residents per day

1

5/125/135/145/155/165/175/185/195/205/215/225/235/245/25

Florida residents

27

Non-Florida residents

2

Gender for Florida residents

Men

12

Women

15

Unknown

0

Age for Florida residents

Range

29 - 95

Median age

66

Race, ethnicity	Cases	Hospitalizations	Deaths
White	1037%	343%	267%
Hispanic	00%	00%	00%
Non-Hispanic	933%	343%	133%
Unknown ethnicity	14%	00%	133%
Black	1244%	343%	133%
Hispanic	00%	00%	00%
Non-Hispanic	1244%	343%	133%
Unknown ethnicity	00%	00%	00%
Other	519%	114%	00%
Hispanic	311%	00%	00%
Non-Hispanic	27%	114%	00%
Unknown ethnicity	00%	00%	00%
Unknown race	00%	00%	00%
Hispanic	00%	00%	00%
Non-Hispanic	00%	00%	00%
Unknown ethnicity	00%	00%	00%
Total	27	7	3

Hospitalization

counts include anyone who was hospitalized at some point during their illness. It does not reflect the number of people currently hospitalized.

Other race

includes any person with a race of American Indian/Alaskan native, Asian, native Hawaiian/Pacific Islander, or other.

Outcomes for Florida residents

Jefferson

Hospitalizations

7

(26% of all cases)

Deaths

3

(11% of all cases)

Statewide

Hospitalizations

9,482

(19% of all cases)

Deaths

2,259

(4% of all cases)

Cases in facility staff/residents

Jefferson

Long-term care

20

(74% of all cases)

Correctional

0

(0% of all cases)

Statewide

Long-term care

8,398

(16% of all cases)

Correctional

2,365

(5% of all cases)

Laboratory testing for Florida residents and non-Florida residents over the past 2 weeks

Number and percent of positive labs

These counts include the number of people for whom the department received laboratory results by day. This percent is the number of people who test positive for the first time divided by all the people tested that day, excluding people who have previously tested positive.

Date	Number of negatives	Percent positive	Number of positives
5/12	29	0.0%	0
5/13	10	0.0%	0
5/14	8	0.0%	0
5/15	1	0.0%	0
5/16	23	0.0%	0
5/17	25	0.0%	0
5/18	58	0.0%	0
5/19	34	0.0%	0
5/20	48	2.0%	1
5/21	45	0.0%	0
5/22	32	0.0%	0
5/23	7	0.0%	0
5/24	60	0.0%	0
5/25	8	0.0%	0

Emergency department (ED) chief complaint and admission data for Jefferson County

Daily percent of ED visits mentioning cough, fever, or shortness of breath

Daily percent of ED visits resulting in cough-associated admissions

Weekly count of ED visits for influenza-like illness

Weekly count of ED visits for COVID-like illness

The Electronic Surveillance System for the Early Notification of Community-Based Epidemics (ESSENCE-FL) includes chief complaint data from 211 of 212 Florida EDs. Data are transmitted electronically to ESSENCE-FL daily or hourly.

Coronavirus: summary for Lafayette County

Data for May 26, 2020 (verified at 10 AM)

Data in this report are provisional and subject to change.

Confirmed cases

Total cases

8

Cases confirmed in Florida residents per day

1

1

1

5/12

5/13

5/14

5/15

5/16

5/17

5/18

5/19

5/20

5/21

5/22

5/23

5/24

5/25

Florida residents

8

Non-Florida residents

0

Gender for Florida residents

Men

5

Women

3

Unknown

0

Age for Florida residents

Range

19 - 98

Median age

40

Race, ethnicity	Cases	Hospitalizations	Deaths
White	8100%	1100%	0N/A
Hispanic	225%	00%	0N/A
Non-Hispanic	675%	1100%	0N/A
Unknown ethnicity	00%	00%	0N/A
Black	00%	00%	0N/A
Hispanic	00%	00%	0N/A
Non-Hispanic	00%	00%	0N/A
Unknown ethnicity	00%	00%	0N/A
Other	00%	00%	0N/A
Hispanic	00%	00%	0N/A
Non-Hispanic	00%	00%	0N/A
Unknown ethnicity	00%	00%	0N/A
Unknown race	00%	00%	0N/A
Hispanic	00%	00%	0N/A
Non-Hispanic	00%	00%	0N/A
Unknown ethnicity	00%	00%	0N/A
Total	8	1	0

Hospitalization

counts include anyone who was hospitalized at some point during their illness. It does not reflect the number of people currently hospitalized.

Other race

includes any person with a race of American Indian/Alaskan native, Asian, native Hawaiian/Pacific Islander, or other.

Outcomes for Florida residents

Lafayette

Hospitalizations

1

(13% of all cases)

Deaths

0

(0% of all cases)

Statewide

Hospitalizations

9,482

(19% of all cases)

Deaths

2,259

(4% of all cases)

Cases in facility staff/residents

Lafayette

Long-term care

7

(88% of all cases)

Correctional

0

(0% of all cases)

Statewide

Long-term care

8,398

(16% of all cases)

Correctional

2,365

(5% of all cases)

Laboratory testing for Florida residents and non-Florida residents over the past 2 weeks

Number and percent of positive labs

These counts include the number of people for whom the department received laboratory results by day. This percent is the number of people who test positive for the first time divided by all the people tested that day, excluding people who have previously tested positive.

Date	Number of negatives	Percent positive	Number of positives
5/12	2	0.0%	0
5/13	9	0.0%	0
5/14	1	0.0%	0
5/15	1	50.0%	1
5/16	17	0.0%	0
5/17	3	0.0%	0
5/18	9	0.0%	0
5/19	26	0.0%	0
5/20	165	0.0%	0
5/21	5	16.7%	1
5/22	20	4.8%	1
5/23	7	0.0%	0
5/24	5	0.0%	0
5/25	6	0.0%	0

Emergency department (ED) chief complaint and admission data for Lafayette County

Daily percent of ED visits mentioning cough, fever, or shortness of breath

Daily percent of ED visits resulting in cough-associated admissions

Weekly count of ED visits for influenza-like illness

Weekly count of ED visits for COVID-like illness

The Electronic Surveillance System for the Early Notification of Community-Based Epidemics (ESSENCE-FL) includes chief complaint data from 211 of 212 Florida EDs. Data are transmitted electronically to ESSENCE-FL daily or hourly.

Coronavirus: summary for Lake County

Data for May 26, 2020 (verified at 10 AM)

Data in this report are provisional and subject to change.

Confirmed cases

Total cases

277

Florida residents

263

Non-Florida residents

14

Gender for Florida residents

Men

129

Women

134

Unknown

0

Age for Florida residents

Range

1 - 98

Median age

51

Cases confirmed in Florida residents per day

1

5/12

1

5/14

2

5/15

2

5/16

1

5/17

2

5/18

3

5/19

5

5/20

2

5/21

4

5/22

3

5/23

4

5/25

Race, ethnicity

Cases

Hospitalizations

Deaths

White

136

52%

38

55%

10

67%

Hispanic

21

8%

4

6%

2

13%

Non-Hispanic

113

43%

33

48%

8

53%

Unknown ethnicity

2

1%

1

1%

0

0%

Black

37

14%

7

10%

0

0%

Hispanic

1

0%

0

0%

0

0%

Non-Hispanic

36

14%

7

10%

0

0%

Unknown ethnicity

0

0%

0

0%

0

0%

Other

73

28%

22

32%

5

33%

Hispanic

50

19%

13

19%

3

20%

Non-Hispanic

21

8%

8

12%

2

13%

Unknown ethnicity

2

1%

1

1%

0

0%

Unknown race

17

6%

2

3%

0

0%

Hispanic

0

0%

0

0%

0

0%

Non-Hispanic

2

1%

0

0%

0

0%

Unknown ethnicity

15

6%

2

3%

0

0%

Total

263

69

15

Outcomes for Florida residents

Lake

Hospitalizations

69

(26% of all cases)

Deaths

15

(6% of all cases)

Statewide

Hospitalizations

9,482

(19% of all cases)

Deaths

2,259

(4% of all cases)

Cases in facility staff/residents

Lake

Long-term care

10

(4% of all cases)

Correctional

2

(1% of all cases)

Statewide

Long-term care

8,398

(16% of all cases)

Correctional

2,365

(5% of all cases)

Hospitalization counts include anyone who was hospitalized at some point during their illness. It does not reflect the number of people currently hospitalized.

Other race includes any person with a race of American Indian/Alaskan native, Asian, native Hawaiian/Pacific Islander, or other.

Laboratory testing for Florida residents and non-Florida residents over the past 2 weeks

Number and percent of positive labs

These counts include the number of people for whom the department received laboratory results by day. This percent is the number of people who test positive for the first time divided by all the people tested that day, excluding people who have previously tested positive.

Date	Number of negatives	Percent positive	Number of positives
5/12	183	0.5%	1
5/13	205	0.0%	0
5/14	419	0.2%	1
5/15	50	3.8%	2
5/16	1,445	0.1%	2
5/17	238	0.4%	1
5/18	417	0.5%	2
5/19	910	0.3%	3
5/20	542	0.9%	5
5/21	503	0.4%	2
5/22	434	0.9%	4
5/23	304	1.0%	3
5/24	422	0.0%	0
5/25	245	1.6%	4

Emergency department (ED) chief complaint and admission data for Lake County

Daily percent of ED visits mentioning cough, fever, or shortness of breath

Daily percent of ED visits resulting in cough-associated admissions

Weekly count of ED visits for influenza-like illness

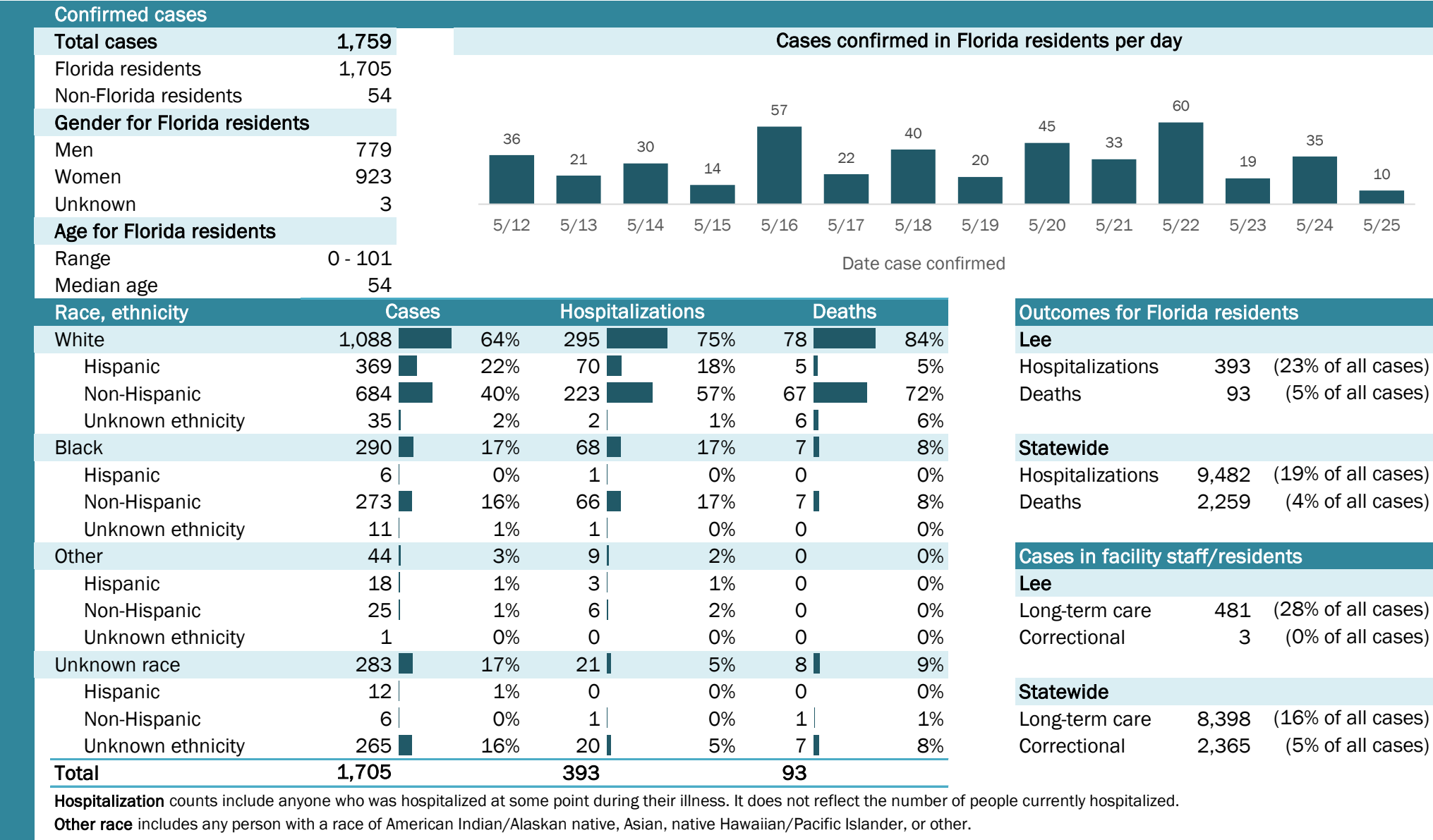
Weekly count of ED visits for COVID-like illness

The Electronic Surveillance System for the Early Notification of Community-Based Epidemics (ESSENCE-FL) includes chief complaint data from 211 of 212 Florida EDs. Data are transmitted electronically to ESSENCE-FL daily or hourly.

Coronavirus: summary for Lee County

Data for May 26, 2020 (verified at 10 AM)

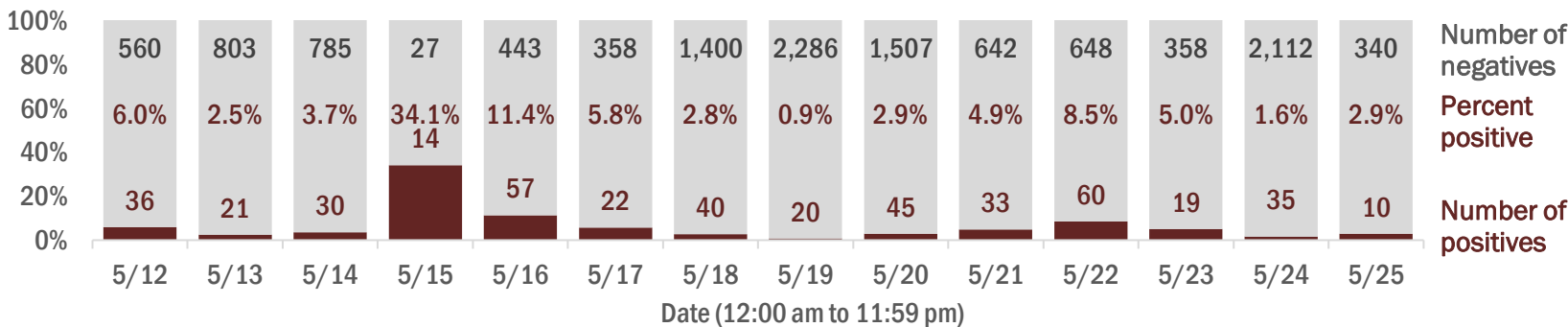
Data in this report are provisional and subject to change.



Laboratory testing for Florida residents and non-Florida residents over the past 2 weeks

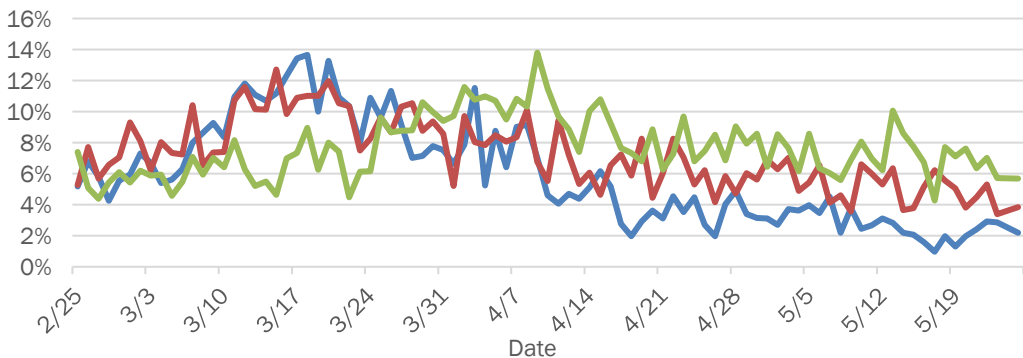
Number and percent of positive labs

These counts include the number of people for whom the department received laboratory results by day. This percent is the number of people who test positive for the first time divided by all the people tested that day, excluding people who have previously tested positive.

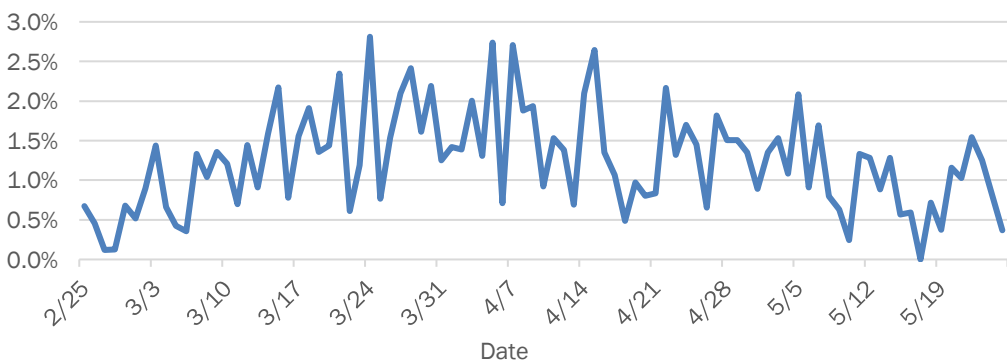


Emergency department (ED) chief complaint and admission data for Lee County

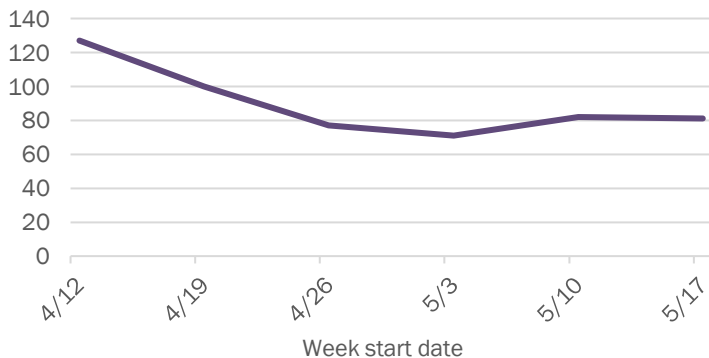
Daily percent of ED visits mentioning cough, fever, or shortness of breath



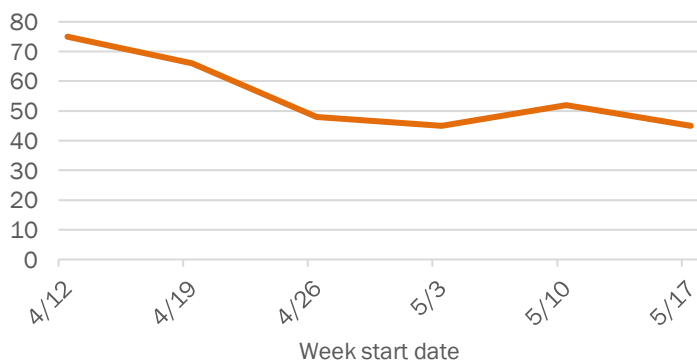
Daily percent of ED visits resulting in cough-associated admissions



Weekly count of ED visits for influenza-like illness



Weekly count of ED visits for COVID-like illness



The Electronic Surveillance System for the Early Notification of Community-Based Epidemics (ESSENCE-FL) includes chief complaint data from 211 of 212 Florida EDs. Data are transmitted electronically to ESSENCE-FL daily or hourly.

Coronavirus: summary for Leon County

Data for May 26, 2020 (verified at 10 AM)

Data in this report are provisional and subject to change.

Confirmed cases

Total cases	375
Florida residents	349
Non-Florida residents	26
Gender for Florida residents	
Men	162
Women	187
Unknown	0
Age for Florida residents	
Range	2 - 86
Median age	36

Cases confirmed in Florida residents per day

Date	Cases
5/12	11
5/13	5
5/14	0
5/15	1
5/16	4
5/17	9
5/18	15
5/19	1
5/20	9
5/21	5
5/22	5
5/23	2
5/24	36
5/25	1

Race, ethnicity	Cases	Hospitalizations	Deaths
White	133 38%	19 51%	3 50%
Hispanic	12 3%	1 3%	0 0%
Non-Hispanic	118 34%	17 46%	3 50%
Unknown ethnicity	3 1%	1 3%	0 0%
Black	192 55%	16 43%	3 50%
Hispanic	5 1%	0 0%	0 0%
Non-Hispanic	183 52%	16 43%	3 50%
Unknown ethnicity	4 1%	0 0%	0 0%
Other	8 2%	1 3%	0 0%
Hispanic	3 1%	1 3%	0 0%
Non-Hispanic	5 1%	0 0%	0 0%
Unknown ethnicity	0 0%	0 0%	0 0%
Unknown race	16 5%	1 3%	0 0%
Hispanic	1 0%	0 0%	0 0%
Non-Hispanic	1 0%	0 0%	0 0%
Unknown ethnicity	14 4%	1 3%	0 0%
Total	349	37	6

Hospitalization counts include anyone who was hospitalized at some point during their illness. It does not reflect the number of people currently hospitalized.

Other race includes any person with a race of American Indian/Alaskan native, Asian, native Hawaiian/Pacific Islander, or other.

Outcomes for Florida residents

Leon

Hospitalizations	37	(11% of all cases)
Deaths	6	(2% of all cases)

Statewide

Hospitalizations	9,482	(19% of all cases)
Deaths	2,259	(4% of all cases)

Cases in facility staff/residents

Leon

Long-term care	80	(23% of all cases)
Correctional	16	(5% of all cases)

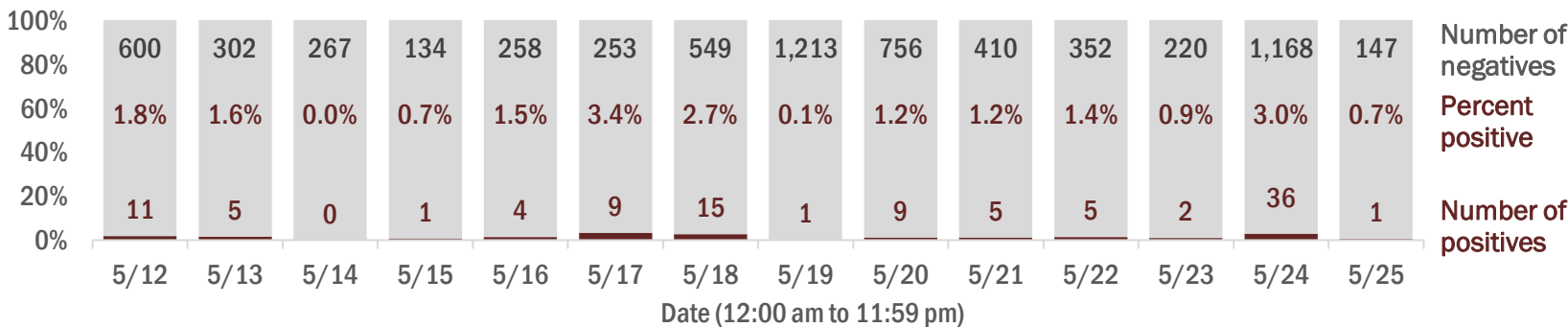
Statewide

Long-term care	8,398	(16% of all cases)
Correctional	2,365	(5% of all cases)

Laboratory testing for Florida residents and non-Florida residents over the past 2 weeks

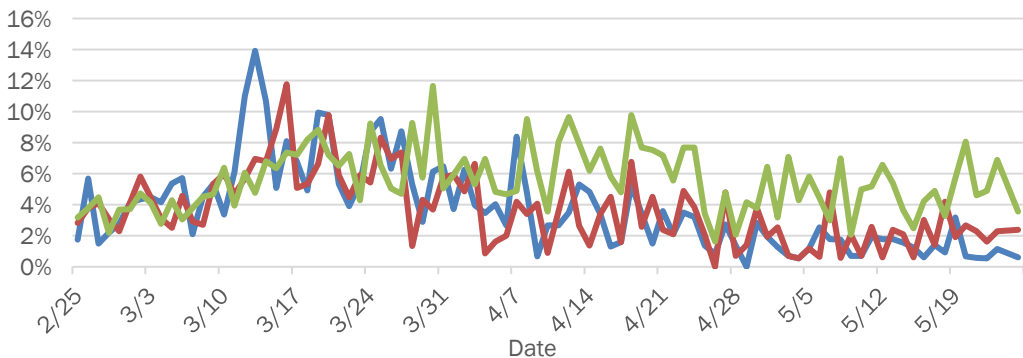
Number and percent of positive labs

These counts include the number of people for whom the department received laboratory results by day. This percent is the number of people who test positive for the first time divided by all the people tested that day, excluding people who have previously tested positive.

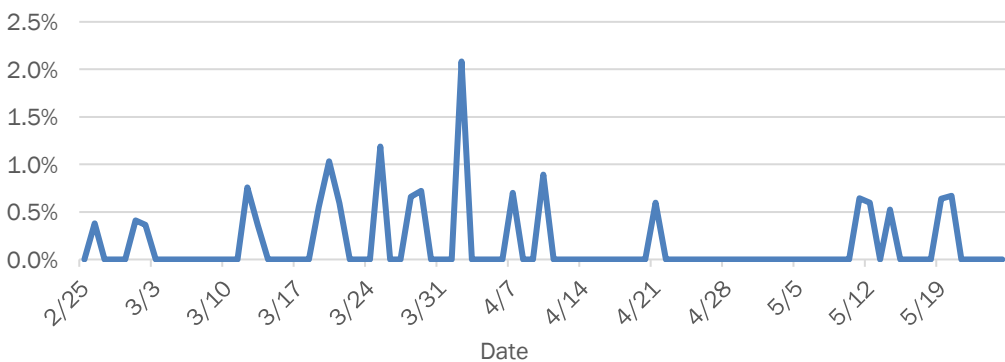


Emergency department (ED) chief complaint and admission data for Leon County

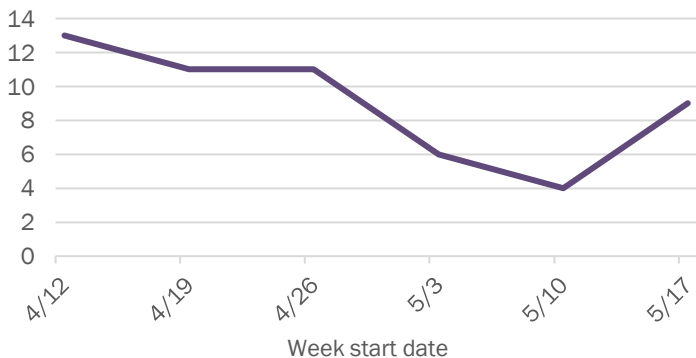
Daily percent of ED visits mentioning cough, fever, or shortness of breath



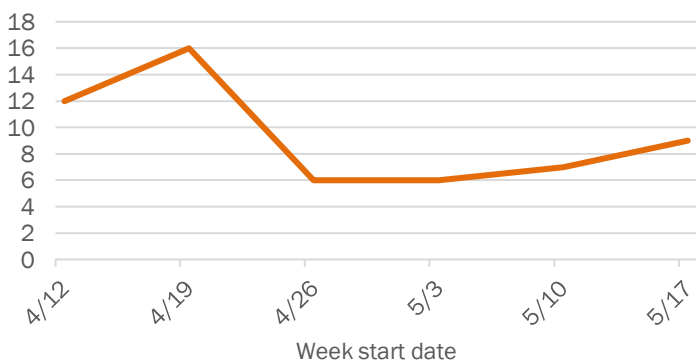
Daily percent of ED visits resulting in cough-associated admissions



Weekly count of ED visits for influenza-like illness



Weekly count of ED visits for COVID-like illness



The Electronic Surveillance System for the Early Notification of Community-Based Epidemics (ESSENCE-FL) includes chief complaint data from 211 of 212 Florida EDs. Data are transmitted electronically to ESSENCE-FL daily or hourly.

Coronavirus: summary for Levy County

Data for May 26, 2020 (verified at 10 AM)

Data in this report are provisional and subject to change.

Confirmed cases

Total cases

30

Florida residents

30

Non-Florida residents

0

Gender for Florida residents

Men

8

Women

22

Unknown

0

Age for Florida residents

Range

16 - 99

Median age

46

Cases confirmed in Florida residents per day

1

2

1

1

1

1

1

5/12

5/13

5/14

5/15

5/16

5/17

5/18

5/19

5/20

5/21

5/22

5/23

5/24

5/25

Date case confirmed

Race, ethnicity	Cases	Hospitalizations	Deaths
White	1757%	133%	0N/A
Hispanic	310%	00%	0N/A
Non-Hispanic	1447%	133%	0N/A
Unknown ethnicity	00%	00%	0N/A
Black	827%	133%	0N/A
Hispanic	00%	00%	0N/A
Non-Hispanic	827%	133%	0N/A
Unknown ethnicity	00%	00%	0N/A
Other	27%	133%	0N/A
Hispanic	27%	133%	0N/A
Non-Hispanic	00%	00%	0N/A
Unknown ethnicity	00%	00%	0N/A
Unknown race	310%	00%	0N/A
Hispanic	00%	00%	0N/A
Non-Hispanic	00%	00%	0N/A
Unknown ethnicity	310%	00%	0N/A
Total	30	3	0

Hospitalization

counts include anyone who was hospitalized at some point during their illness. It does not reflect the number of people currently hospitalized.

Other race

includes any person with a race of American Indian/Alaskan native, Asian, native Hawaiian/Pacific Islander, or other.

Outcomes for Florida residents

Levy

Hospitalizations

3

(10% of all cases)

Deaths

0

(0% of all cases)

Statewide

Hospitalizations

9,482

(19% of all cases)

Deaths

2,259

(4% of all cases)

Cases in facility staff/residents

Levy

Long-term care

8

(27% of all cases)

Correctional

1

(3% of all cases)

Statewide

Long-term care

8,398

(16% of all cases)

Correctional

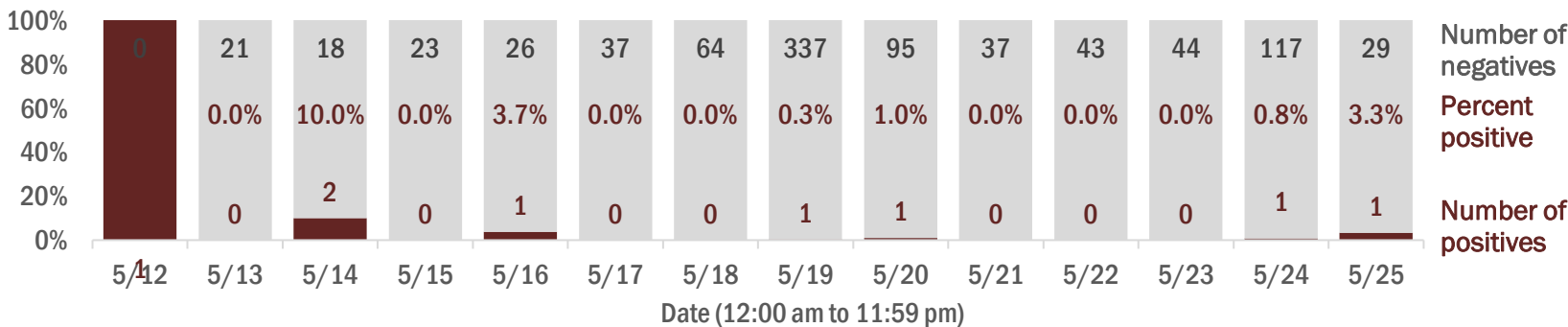
2,365

(5% of all cases)

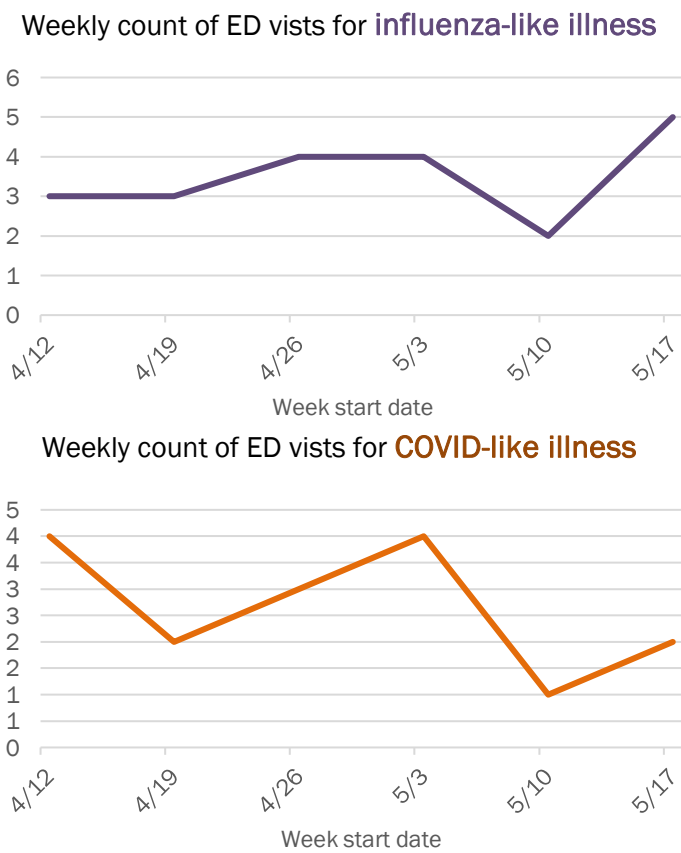
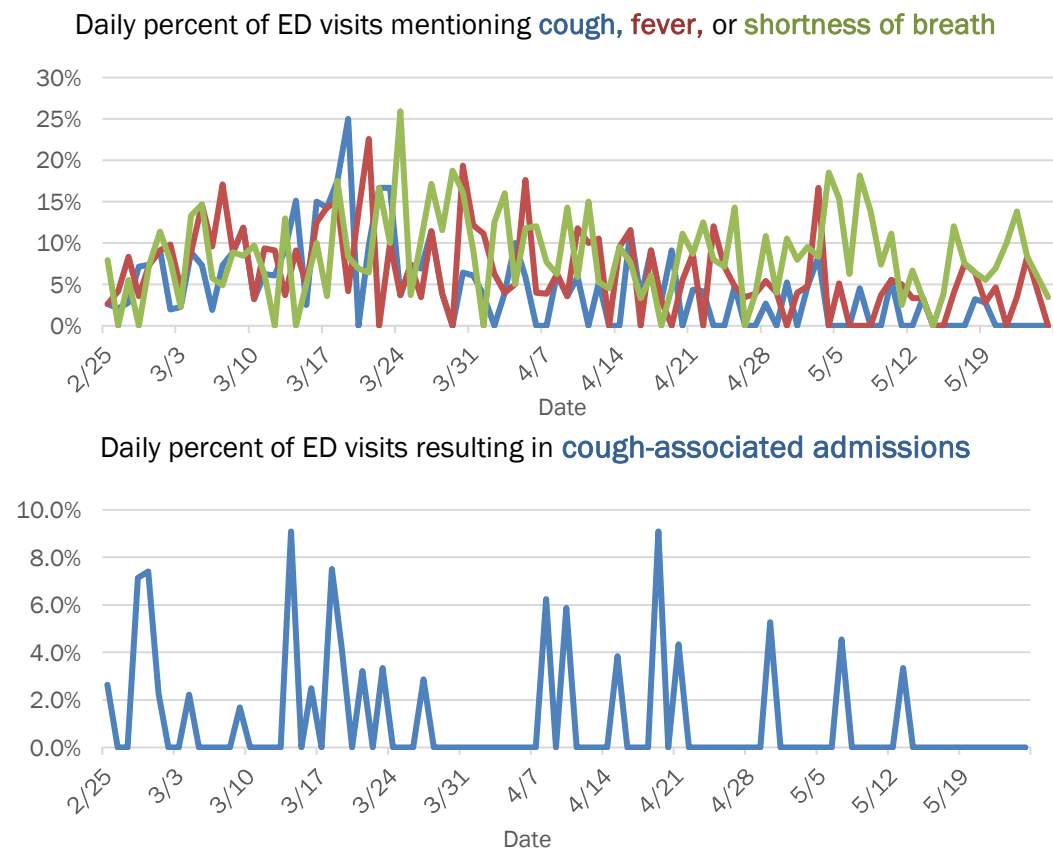
Laboratory testing for Florida residents and non-Florida residents over the past 2 weeks

Number and percent of positive labs

These counts include the number of people for whom the department received laboratory results by day. This percent is the number of people who test positive for the first time divided by all the people tested that day, excluding people who have previously tested positive.



Emergency department (ED) chief complaint and admission data for Levy County



The Electronic Surveillance System for the Early Notification of Community-Based Epidemics (ESSENCE-FL) includes chief complaint data from 211 of 212 Florida EDs. Data are transmitted electronically to ESSENCE-FL daily or hourly.

Coronavirus: summary for Liberty County

Data for May 26, 2020 (verified at 10 AM)

Data in this report are provisional and subject to change.

Confirmed cases

Total cases

209

Florida residents

209

Non-Florida residents

0

Gender for Florida residents

Men

204

Women

5

Unknown

0

Age for Florida residents

Range

20 - 73

Median age

41

Cases confirmed in Florida residents per day

5/12

5/13

5/14

5/15

5/16

5/17

5/18

5/19

5/20

5/21

5/22

5/23

5/24

5/25

1

5

2

3

Race, ethnicity	Cases	Hospitalizations	Deaths
White	109	52%	0
Hispanic	5	2%	0
Non-Hispanic	50	24%	0
Unknown ethnicity	54	26%	0
Black	93	44%	1
Hispanic	0	0%	0
Non-Hispanic	79	38%	1
Unknown ethnicity	14	7%	0
Other	4	2%	0
Hispanic	1	0%	0
Non-Hispanic	0	0%	0
Unknown ethnicity	3	1%	0
Unknown race	3	1%	0
Hispanic	0	0%	0
Non-Hispanic	0	0%	0
Unknown ethnicity	3	1%	0
Total	209	1	0

Hospitalization

counts include anyone who was hospitalized at some point during their illness. It does not reflect the number of people currently hospitalized.

Other race

includes any person with a race of American Indian/Alaskan native, Asian, native Hawaiian/Pacific Islander, or other.

Outcomes for Florida residents

Liberty

Hospitalizations

1

(0% of all cases)

Deaths

0

(0% of all cases)

Statewide

Hospitalizations

9,482

(19% of all cases)

Deaths

2,259

(4% of all cases)

Cases in facility staff/residents

Liberty

Long-term care

3

(1% of all cases)

Correctional

201

(96% of all cases)

Statewide

Long-term care

8,398

(16% of all cases)

Correctional

2,365

(5% of all cases)

Laboratory testing for Florida residents and non-Florida residents over the past 2 weeks

Number and percent of positive labs

These counts include the number of people for whom the department received laboratory results by day. This percent is the number of people who test positive for the first time divided by all the people tested that day, excluding people who have previously tested positive.

Date	Number of negatives	Percent positive	Number of positives
5/12	4	0.0%	0
5/13	2	33.3%	1
5/14	4	0.0%	0
5/15	1	0.0%	0
5/16	6	0.0%	0
5/17	5	0.0%	0
5/18	11	0.0%	0
5/19	30	0.0%	0
5/20	15	0.0%	0
5/21	32	13.5%	5
5/22	9	0.0%	0
5/23	4	33.3%	2
5/24	10	23.1%	3
5/25	6	0.0%	0

Emergency department (ED) chief complaint and admission data for Liberty County

Daily percent of ED visits mentioning cough, fever, or shortness of breath

2/25

3/3

3/10

3/17

3/24

3/31

4/7

4/14

4/21

4/28

5/5

5/12

5/19

Daily percent of ED visits resulting in cough-associated admissions

2/25

3/3

3/10

3/17

3/24

3/31

4/7

4/14

4/21

4/28

5/5

5/12

5/19

Weekly count of ED visits for influenza-like illness

4/12

4/19

4/26

5/3

5/10

5/17

Weekly count of ED visits for COVID-like illness

4/12

4/19

4/26

5/3

5/10

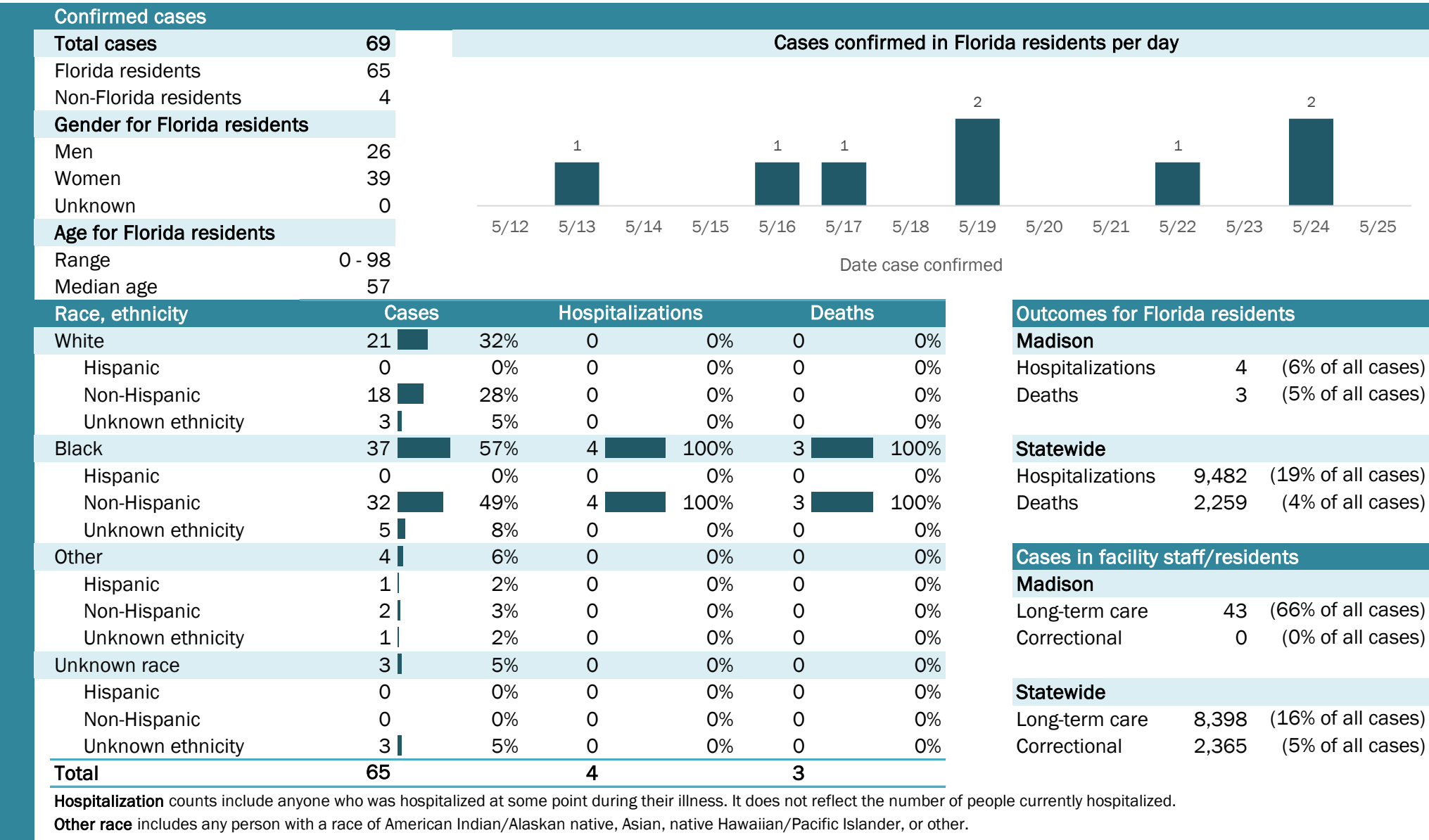
5/17

The Electronic Surveillance System for the Early Notification of Community-Based Epidemics (ESSENCE-FL) includes chief complaint data from 211 of 212 Florida EDs. Data are transmitted electronically to ESSENCE-FL daily or hourly.

Coronavirus: summary for Madison County

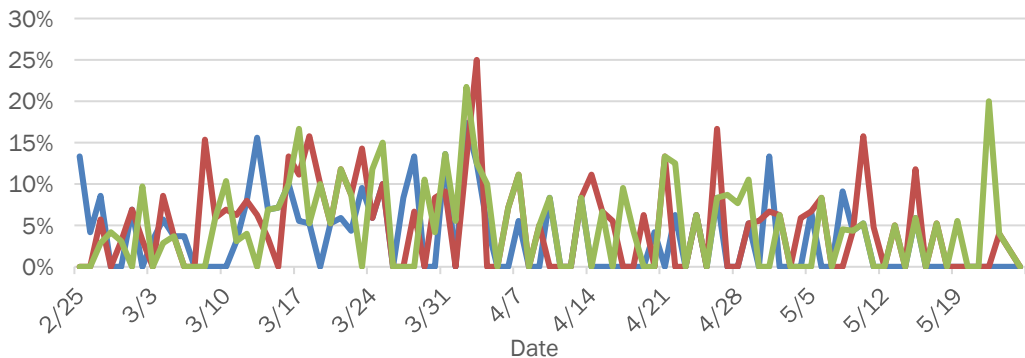
Data for May 26, 2020 (verified at 10 AM)

Data in this report are provisional and subject to change.

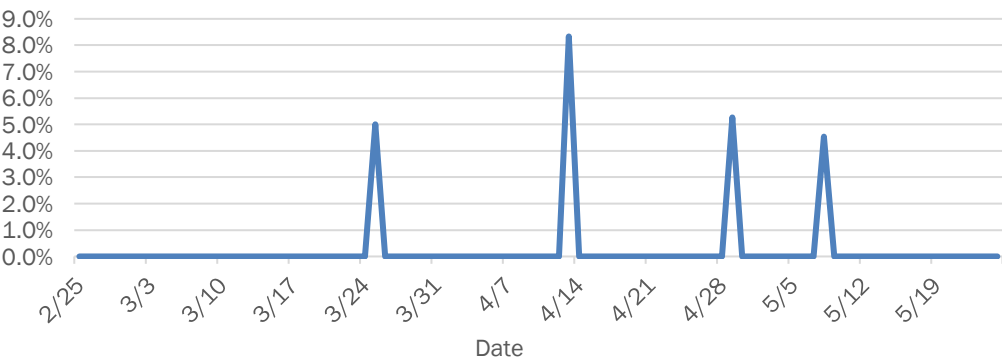


Emergency department (ED) chief complaint and admission data for Madison County

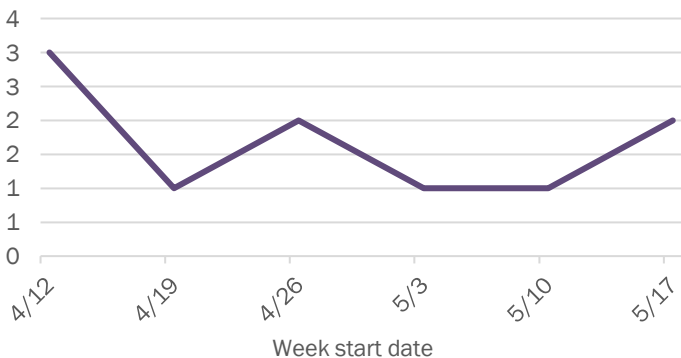
Daily percent of ED visits mentioning cough, fever, or shortness of breath



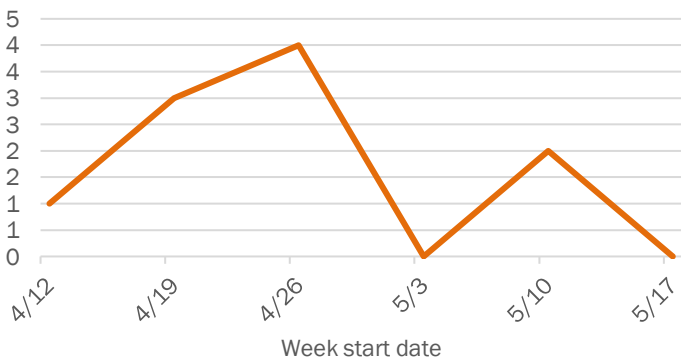
Daily percent of ED visits resulting in cough-associated admissions



Weekly count of ED vists for influenza-like illness



Weekly count of ED vists for COVID-like illness

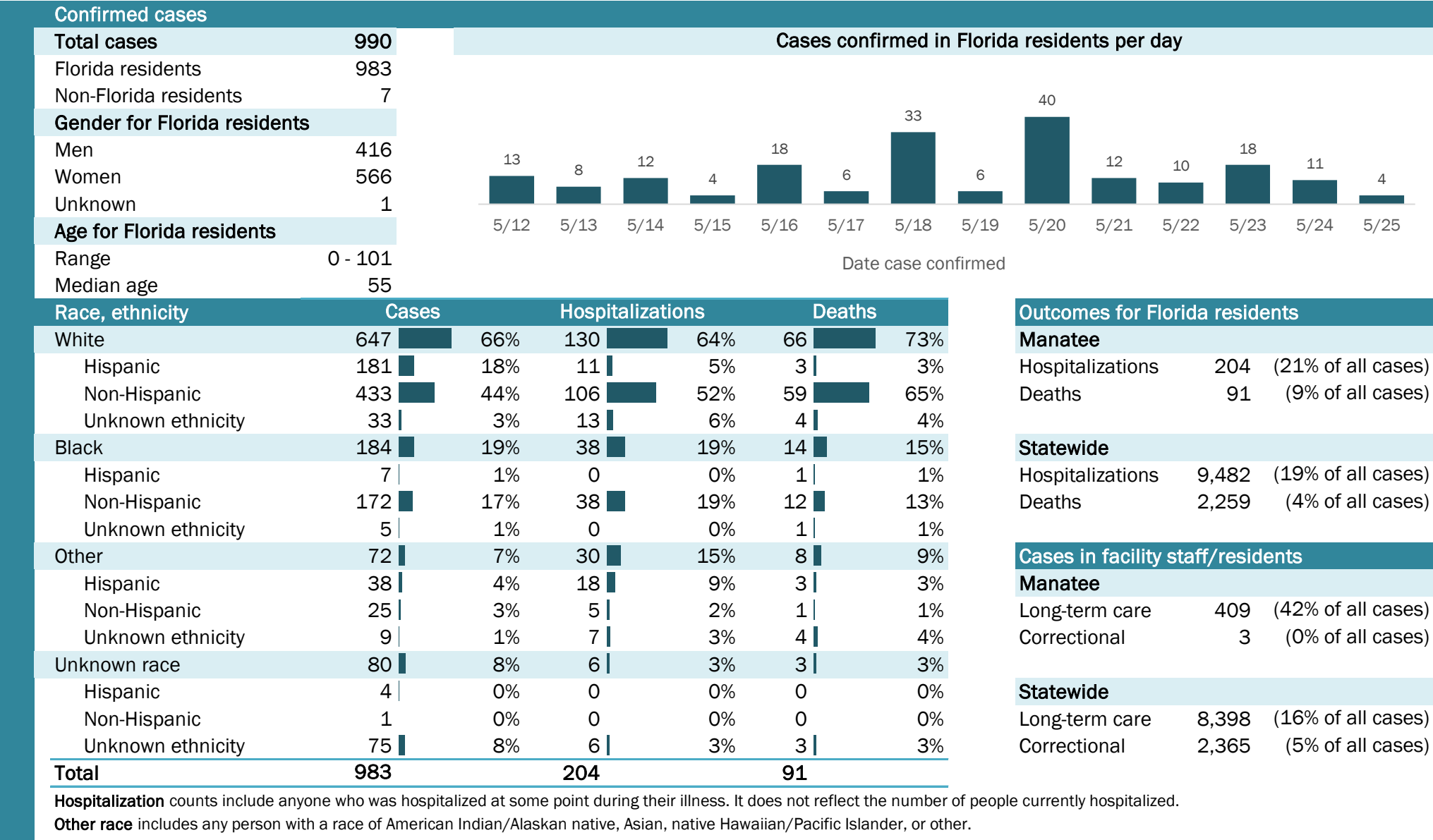


The Electronic Surveillance System for the Early Notification of Community-Based Epidemics (ESSENCE-FL) includes chief complaint data from 211 of 212 Florida EDs. Data are transmitted electronically to ESSENCE-FL daily or hourly.

Coronavirus: summary for Manatee County

Data for May 26, 2020 (verified at 10 AM)

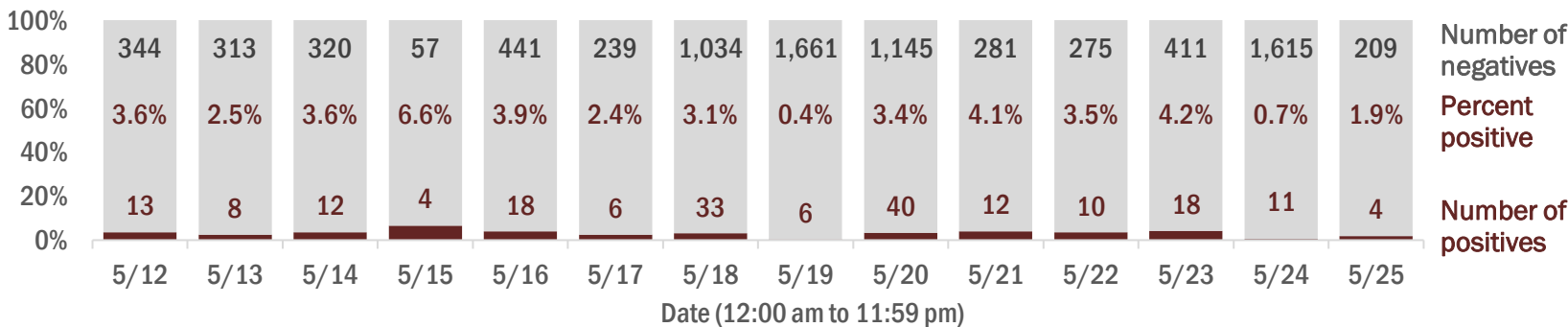
Data in this report are provisional and subject to change.



Laboratory testing for Florida residents and non-Florida residents over the past 2 weeks

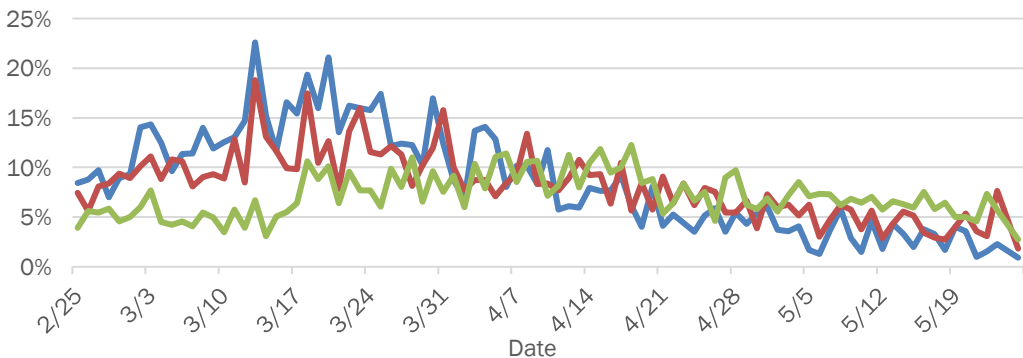
Number and percent of positive labs

These counts include the number of people for whom the department received laboratory results by day. This percent is the number of people who test positive for the first time divided by all the people tested that day, excluding people who have previously tested positive.

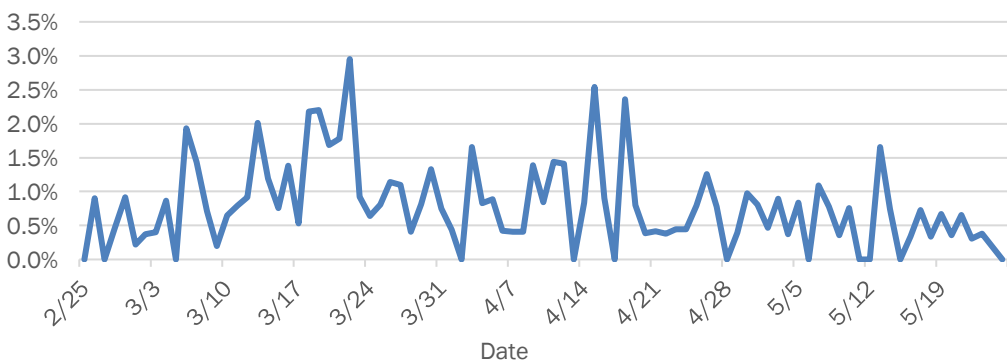


Emergency department (ED) chief complaint and admission data for Manatee County

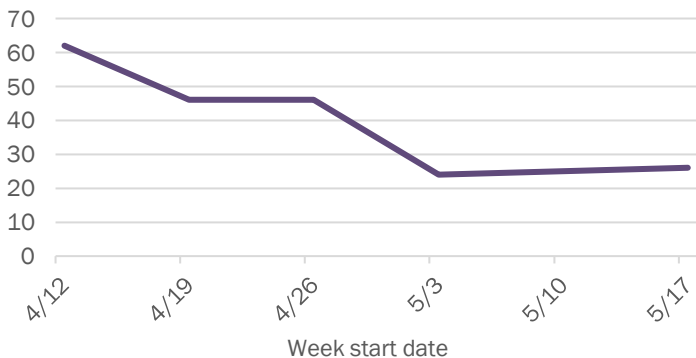
Daily percent of ED visits mentioning cough, fever, or shortness of breath



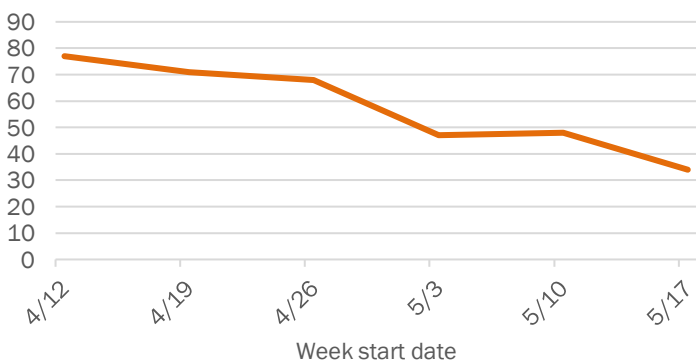
Daily percent of ED visits resulting in cough-associated admissions



Weekly count of ED visits for influenza-like illness



Weekly count of ED visits for COVID-like illness

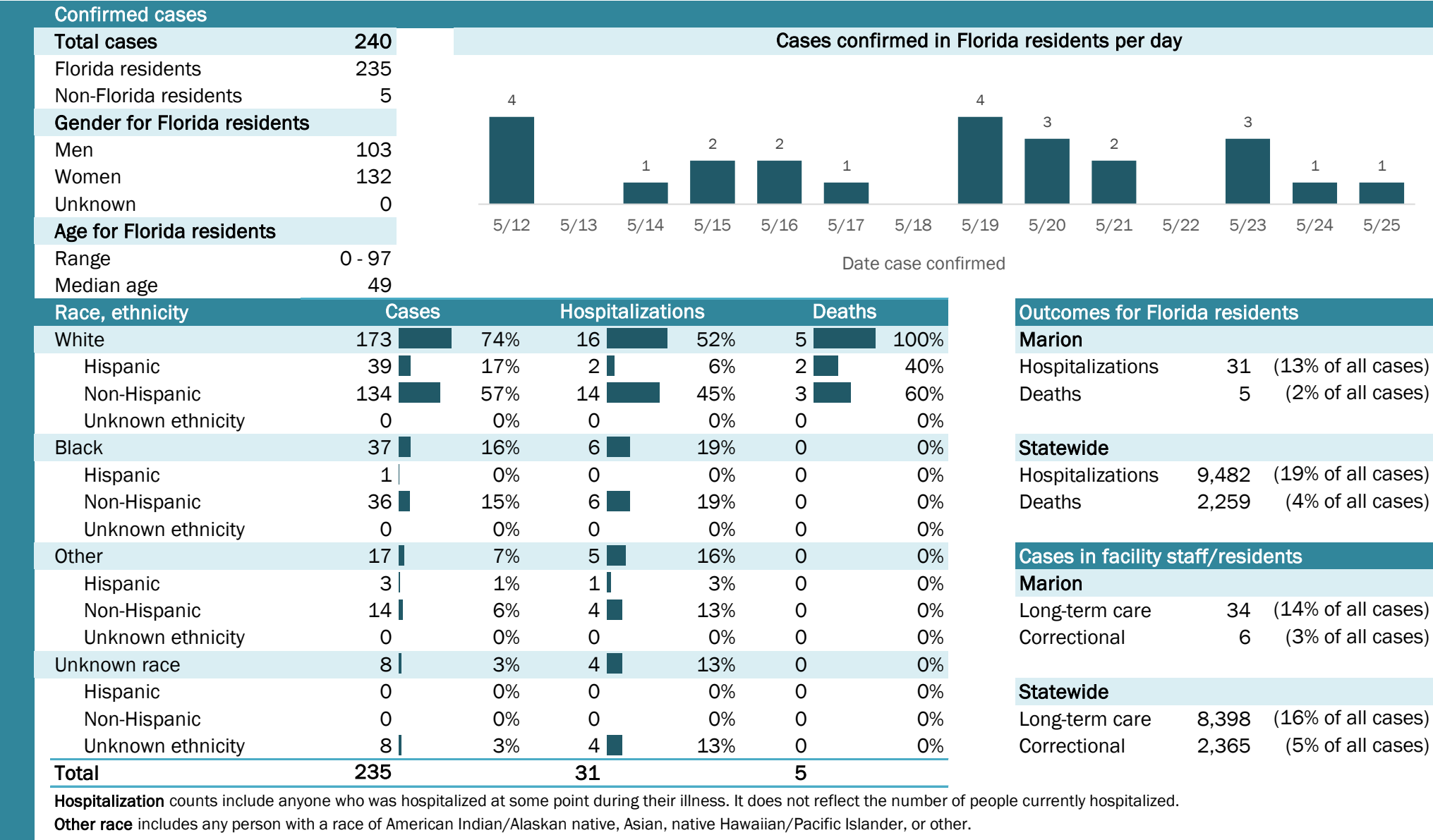


The Electronic Surveillance System for the Early Notification of Community-Based Epidemics (ESSENCE-FL) includes chief complaint data from 211 of 212 Florida EDs. Data are transmitted electronically to ESSENCE-FL daily or hourly.

Coronavirus: summary for Marion County

Data for May 26, 2020 (verified at 10 AM)

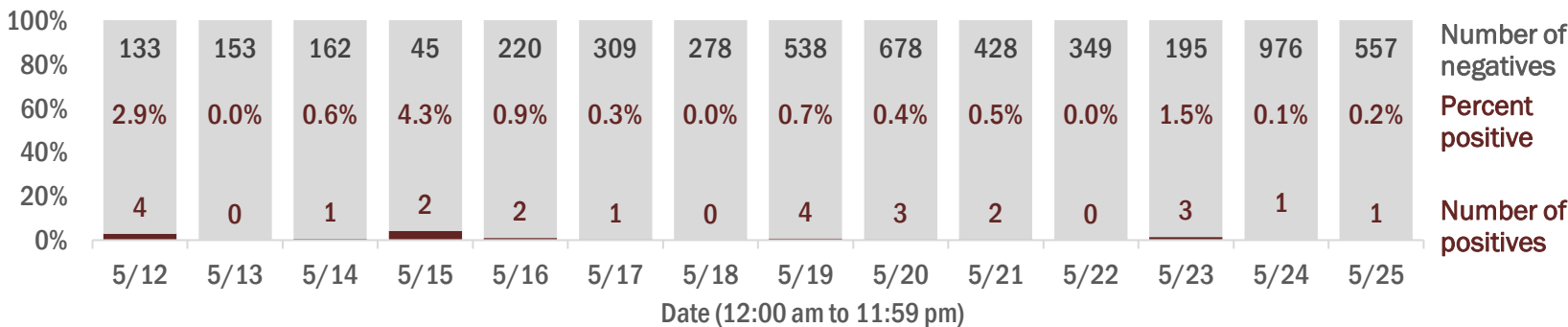
Data in this report are provisional and subject to change.



Laboratory testing for Florida residents and non-Florida residents over the past 2 weeks

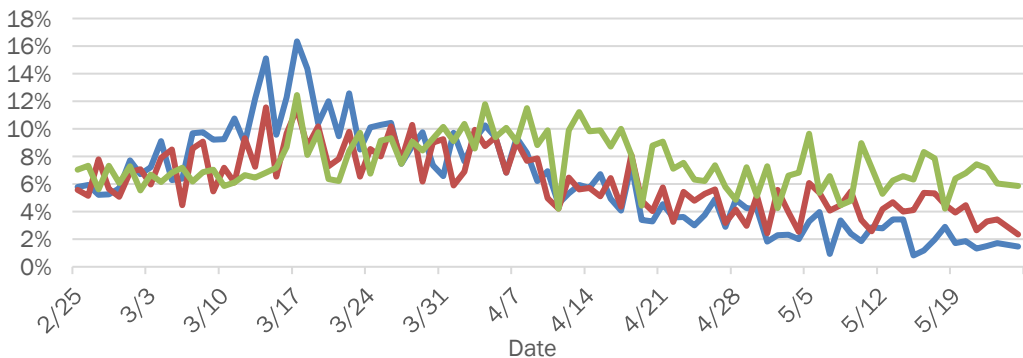
Number and percent of positive labs

These counts include the number of people for whom the department received laboratory results by day. This percent is the number of people who test positive for the first time divided by all the people tested that day, excluding people who have previously tested positive.

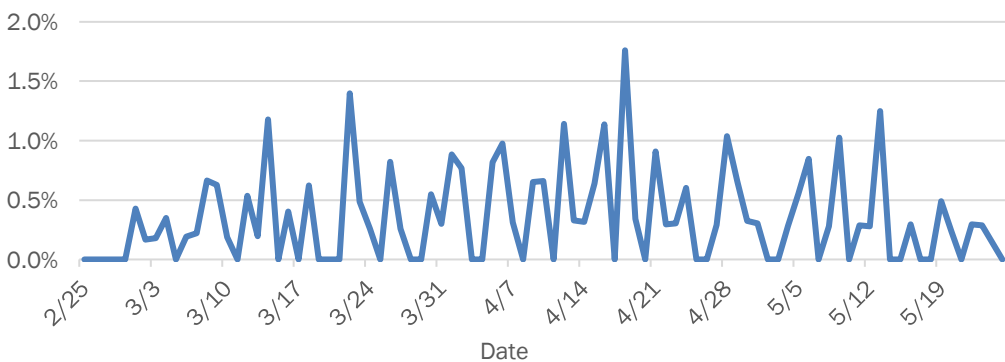


Emergency department (ED) chief complaint and admission data for Marion County

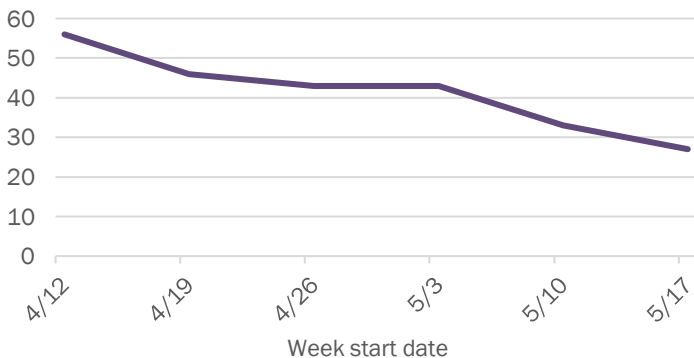
Daily percent of ED visits mentioning cough, fever, or shortness of breath



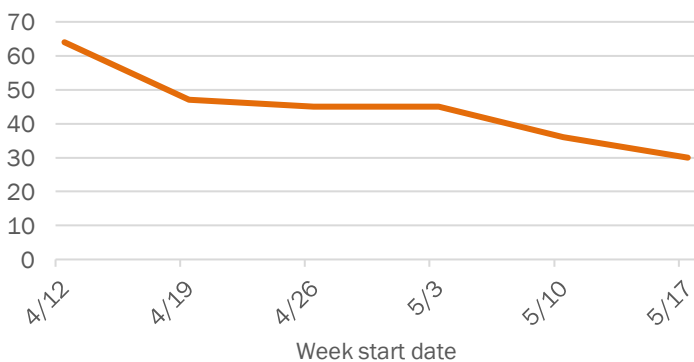
Daily percent of ED visits resulting in cough-associated admissions



Weekly count of ED vists for influenza-like illness



Weekly count of ED vists for COVID-like illness

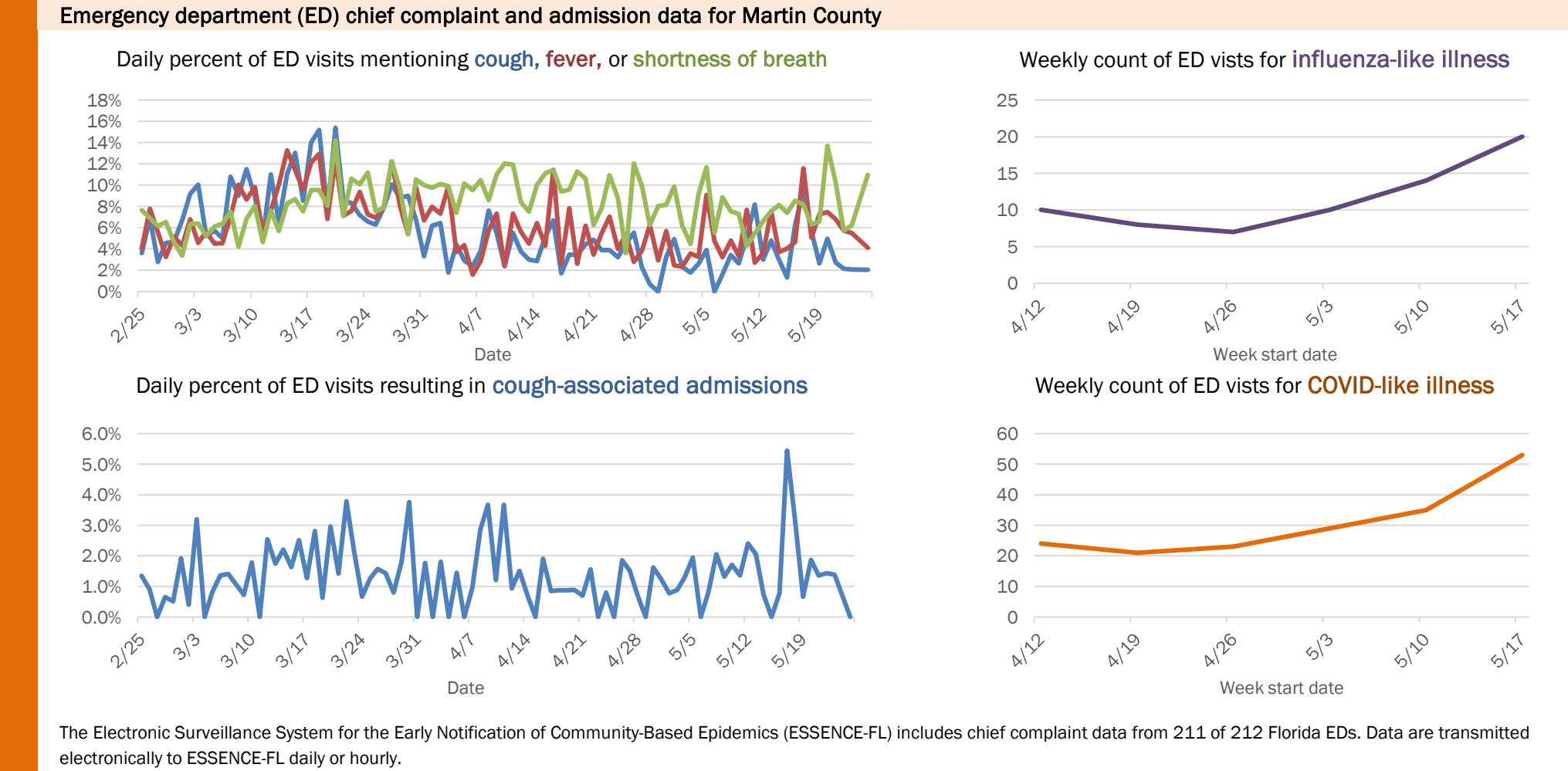
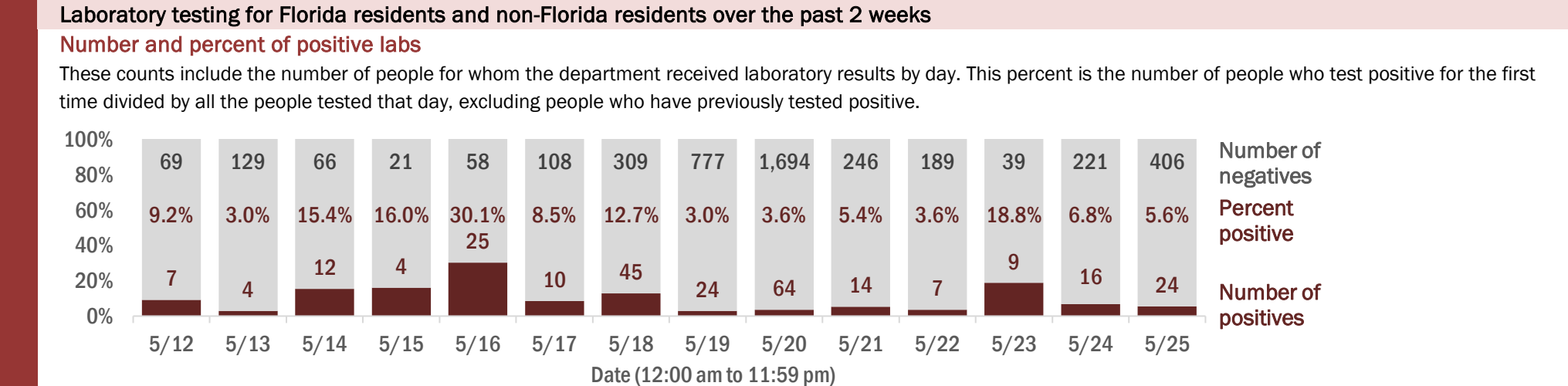
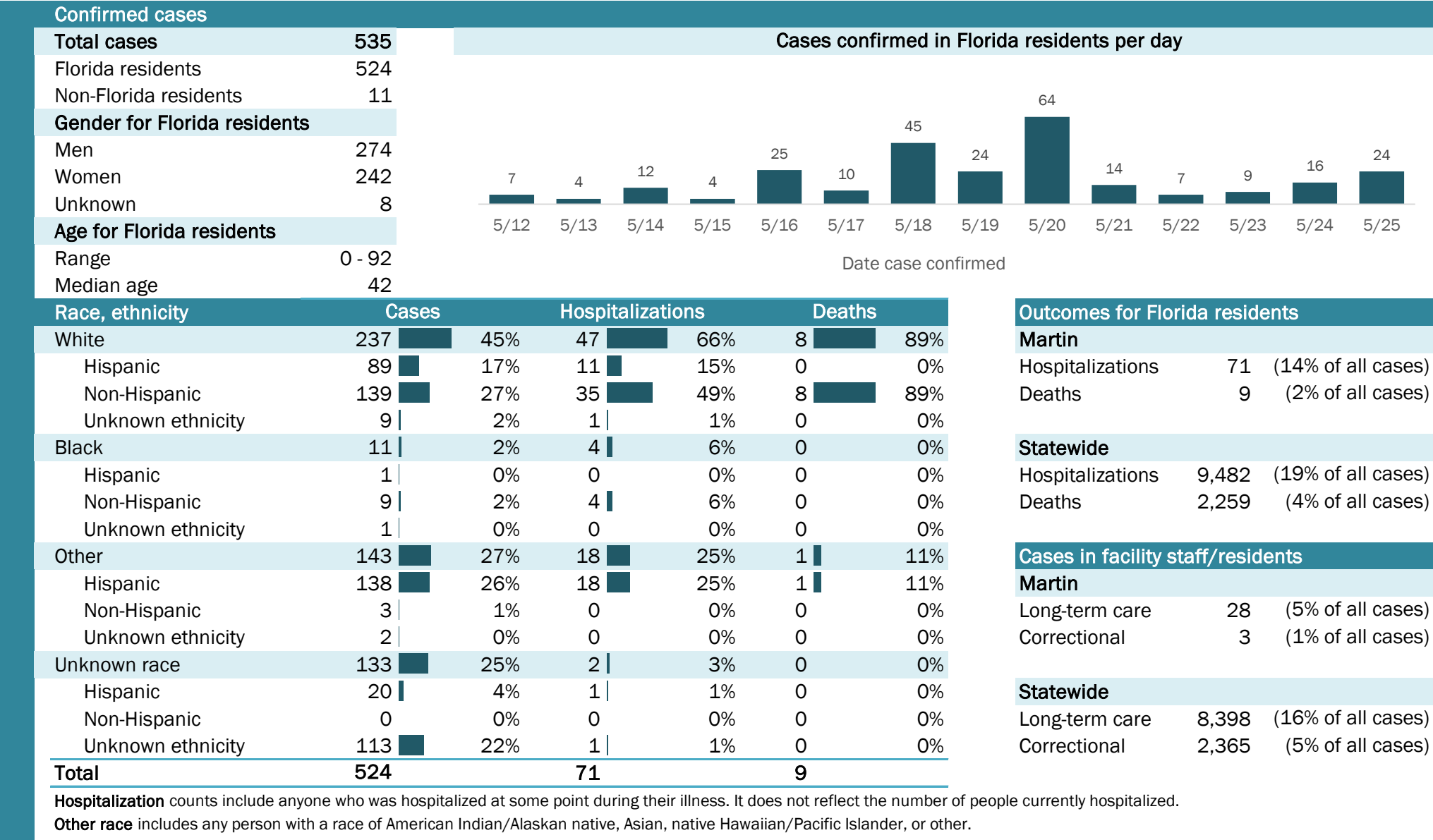


The Electronic Surveillance System for the Early Notification of Community-Based Epidemics (ESSENCE-FL) includes chief complaint data from 211 of 212 Florida EDs. Data are transmitted electronically to ESSENCE-FL daily or hourly.

Coronavirus: summary for Martin County

Data for May 26, 2020 (verified at 10 AM)

Data in this report are provisional and subject to change.

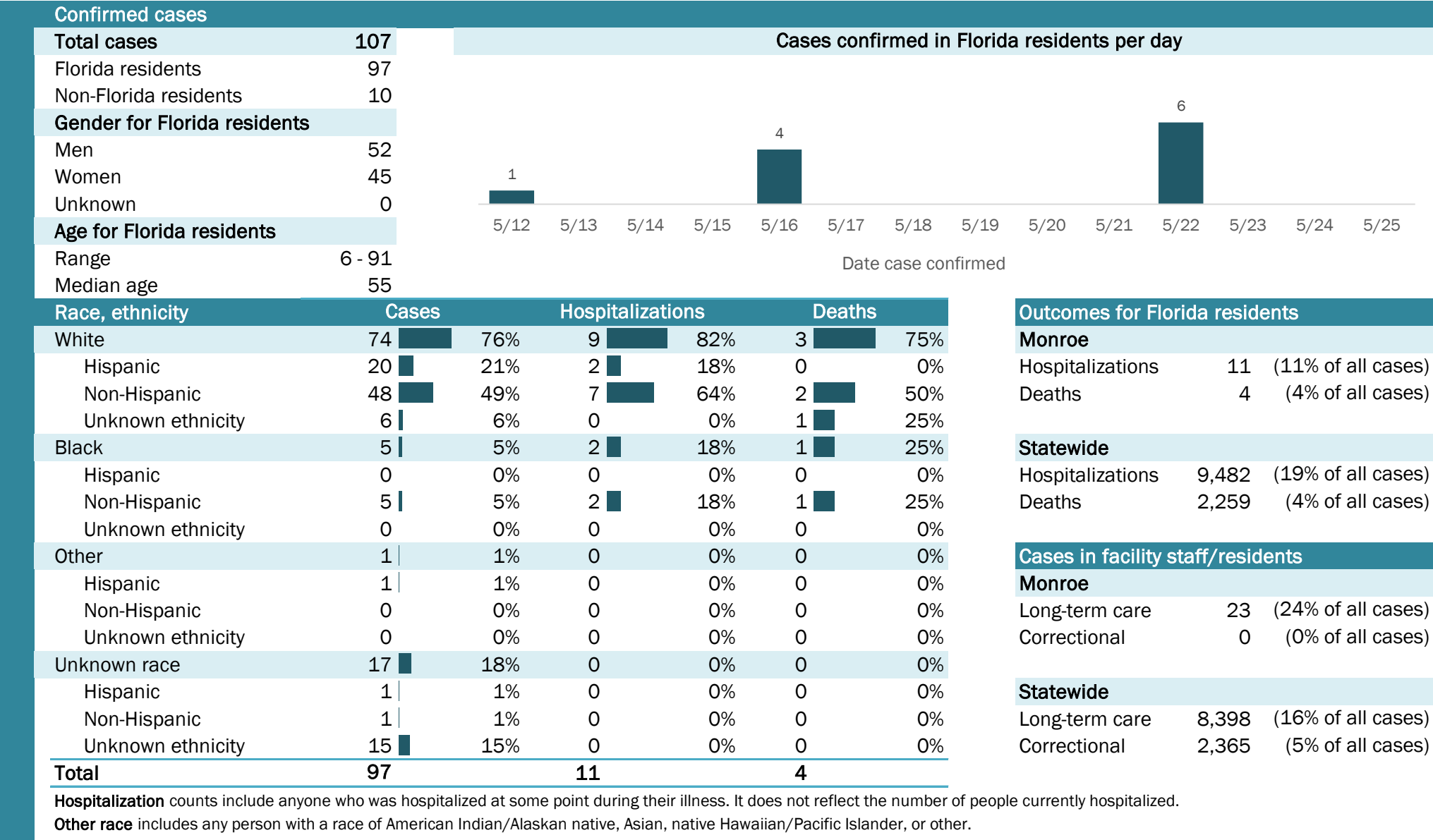


The Electronic Surveillance System for the Early Notification of Community-Based Epidemics (ESSENCE-FL) includes chief complaint data from 211 of 212 Florida EDs. Data are transmitted electronically to ESSENCE-FL daily or hourly.

Coronavirus: summary for Monroe County

Data for May 26, 2020 (verified at 10 AM)

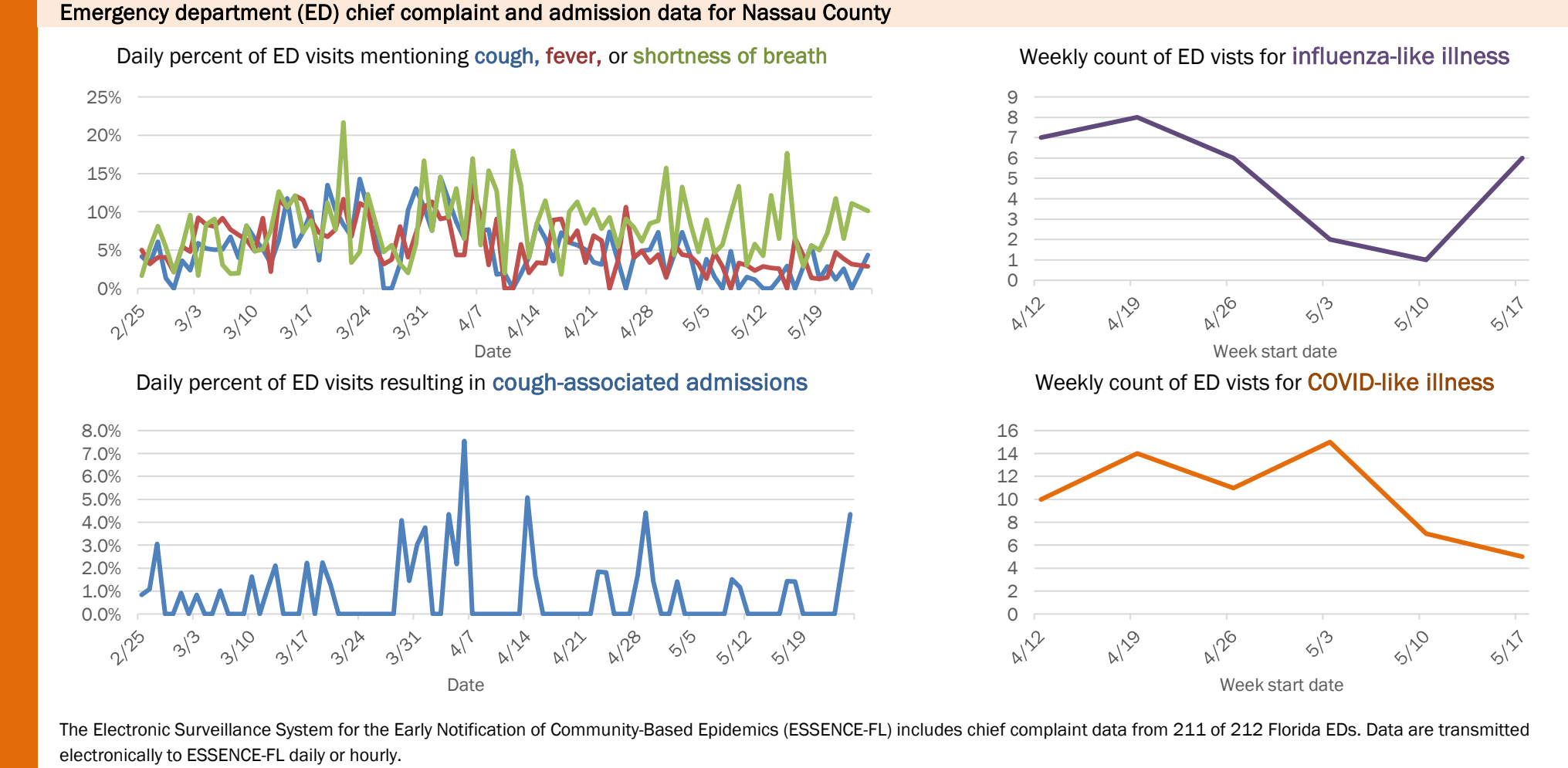
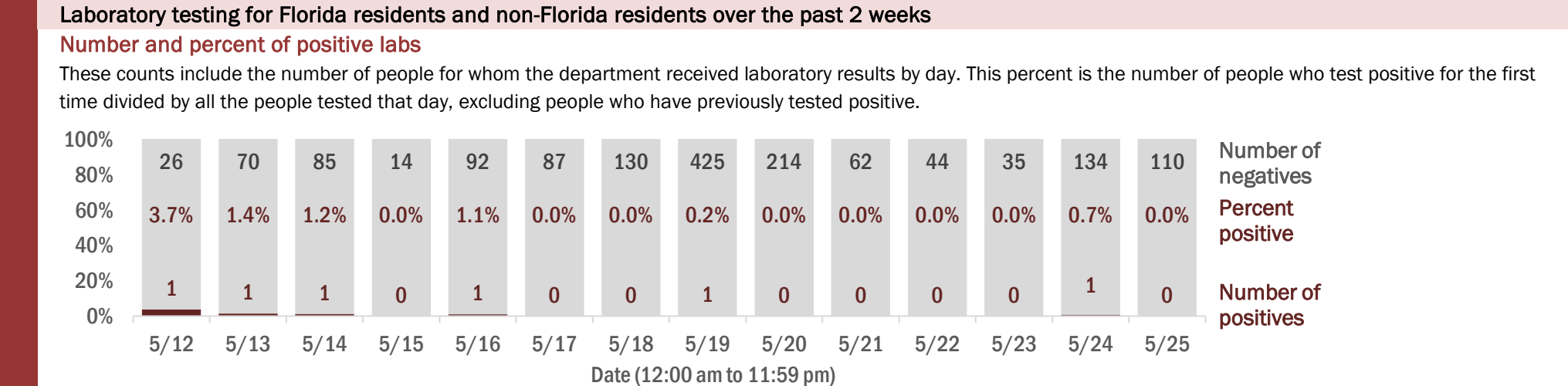
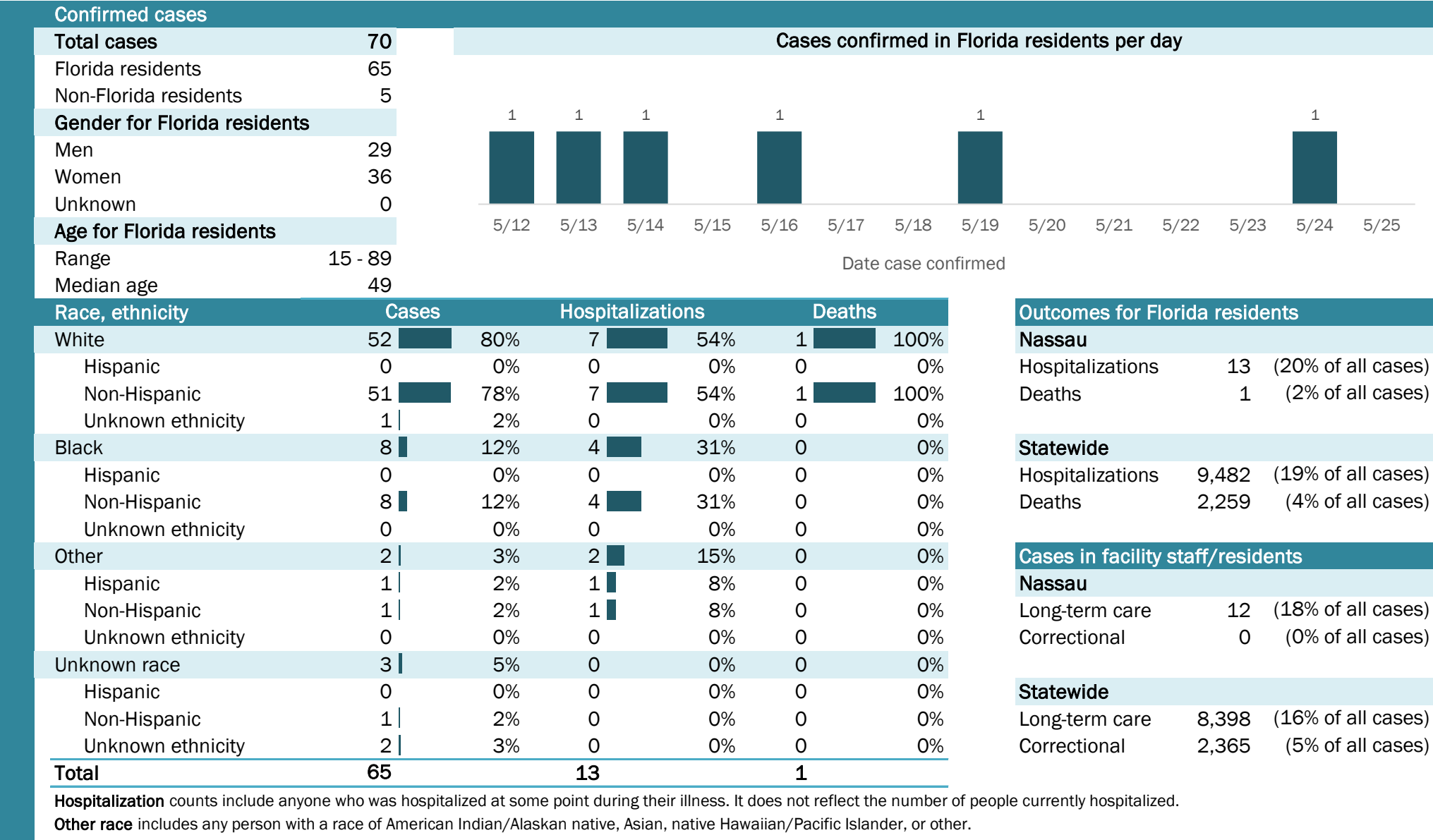
Data in this report are provisional and subject to change.



Coronavirus: summary for Nassau County

Data for May 26, 2020 (verified at 10 AM)

Data in this report are provisional and subject to change.



Coronavirus: summary for Okaloosa County

Data for May 26, 2020 (verified at 10 AM)

Data in this report are provisional and subject to change.

Confirmed cases

Total cases

194

Florida residents

185

Non-Florida residents

9

Gender for Florida residents

Men

84

Women

101

Unknown

0

Age for Florida residents

Range

0 - 96

Median age

56

Cases confirmed in Florida residents per day

1

5/12

1

5/13

1

5/14

4

5/15

0

5/16

1

5/17

1

5/18

3

5/19

1

5/20

2

5/21

6

5/22

1

5/23

0

5/24

1

5/25

Date case confirmed

Race, ethnicity	Cases	Hospitalizations	Deaths
White	14478%1860%583%		
Hispanic	2715%310%00%		
Non-Hispanic	11763%1550%583%		
Unknown ethnicity	00%00%00%		
Black	3016%1137%117%		
Hispanic	32%00%00%		
Non-Hispanic	2715%1137%117%		
Unknown ethnicity	00%00%00%		
Other	95%13%00%		
Hispanic	00%00%00%		
Non-Hispanic	95%13%00%		
Unknown ethnicity	00%00%00%		
Unknown race	21%00%00%		
Hispanic	00%00%00%		
Non-Hispanic	11%00%00%		
Unknown ethnicity	11%00%00%		
Total	185306		

Hospitalization

counts include anyone who was hospitalized at some point during their illness. It does not reflect the number of people currently hospitalized.

Other race

includes any person with a race of American Indian/Alaskan native, Asian, native Hawaiian/Pacific Islander, or other.

Outcomes for Florida residents

Okaloosa

Hospitalizations

30

(16% of all cases)

Deaths

6

(3% of all cases)

Statewide

Hospitalizations

9,482

(19% of all cases)

Deaths

2,259

(4% of all cases)

Cases in facility staff/residents

Okaloosa

Long-term care

33

(18% of all cases)

Correctional

1

(1% of all cases)

Statewide

Long-term care

8,398

(16% of all cases)

Correctional

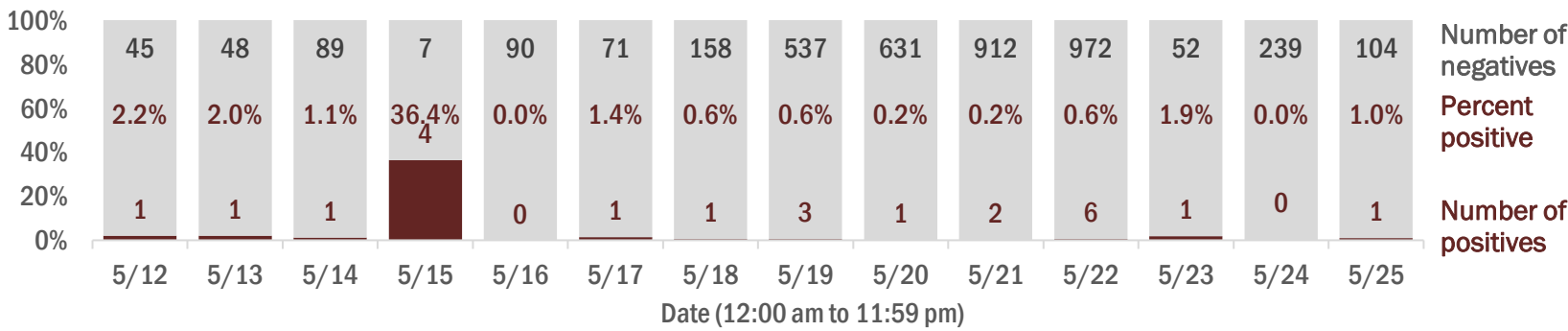
2,365

(5% of all cases)

Laboratory testing for Florida residents and non-Florida residents over the past 2 weeks

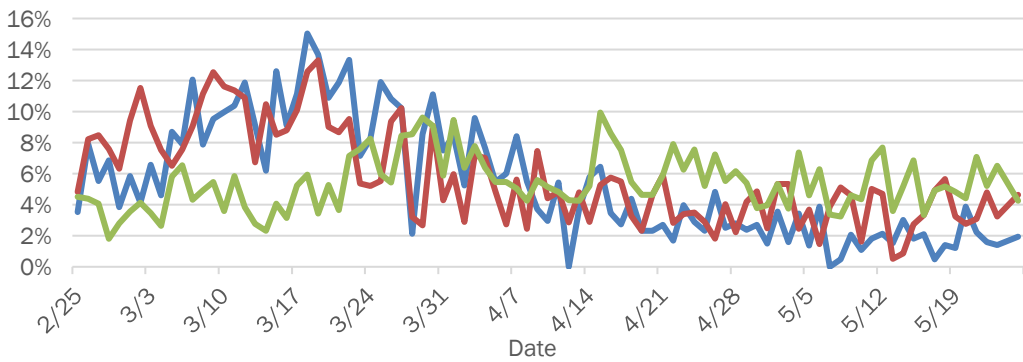
Number and percent of positive labs

These counts include the number of people for whom the department received laboratory results by day. This percent is the number of people who test positive for the first time divided by all the people tested that day, excluding people who have previously tested positive.

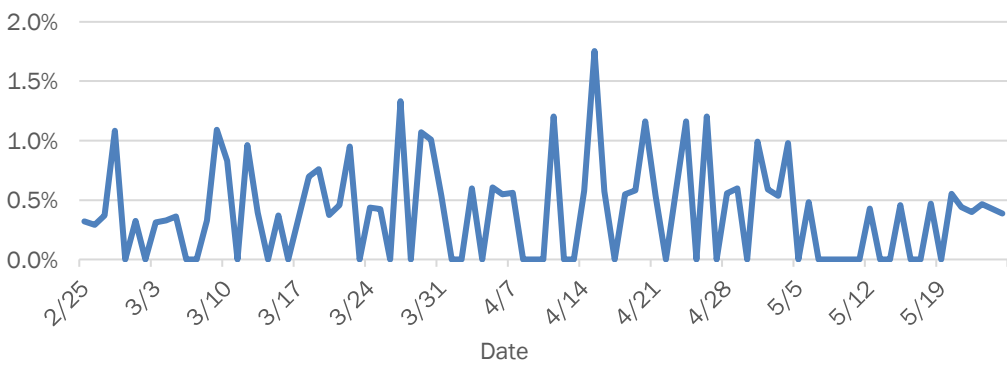


Emergency department (ED) chief complaint and admission data for Okaloosa County

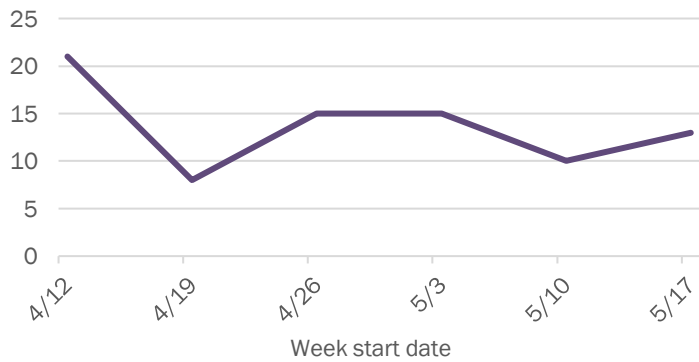
Daily percent of ED visits mentioning cough, fever, or shortness of breath



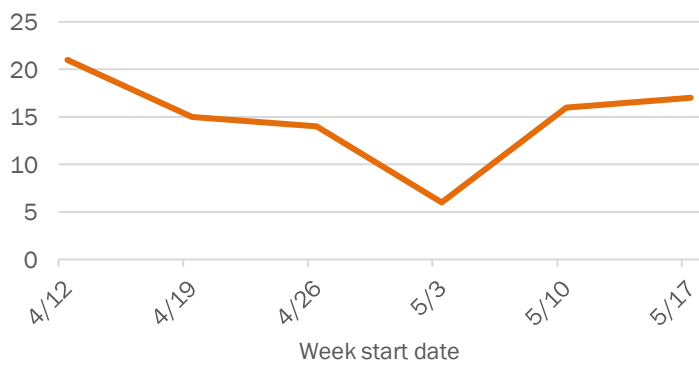
Daily percent of ED visits resulting in cough-associated admissions



Weekly count of ED visits for influenza-like illness



Weekly count of ED visits for COVID-like illness



The Electronic Surveillance System for the Early Notification of Community-Based Epidemics (ESSENCE-FL) includes chief complaint data from 211 of 212 Florida EDs. Data are transmitted electronically to ESSENCE-FL daily or hourly.

Coronavirus: summary for Okeechobee County

Data for May 26, 2020 (verified at 10 AM)

Data in this report are provisional and subject to change.

Confirmed cases

Total cases	67
Florida residents	66
Non-Florida residents	1
Gender for Florida residents	
Men	34
Women	32
Unknown	0
Age for Florida residents	
Range	6 - 87
Median age	34

Cases confirmed in Florida residents per day

Date	Cases
5/12	0
5/13	7
5/14	1
5/15	0
5/16	2
5/17	8
5/18	2
5/19	4
5/20	2
5/21	3
5/22	3
5/23	1
5/24	4
5/25	3

Race, ethnicity	Cases	Hospitalizations	Deaths
White	46 70%	5 83%	0 N/A
Hispanic	21 32%	0 0%	0 N/A
Non-Hispanic	24 36%	5 83%	0 N/A
Unknown ethnicity	1 2%	0 0%	0 N/A
Black	12 18%	1 17%	0 N/A
Hispanic	1 2%	0 0%	0 N/A
Non-Hispanic	11 17%	1 17%	0 N/A
Unknown ethnicity	0 0%	0 0%	0 N/A
Other	1 2%	0 0%	0 N/A
Hispanic	1 2%	0 0%	0 N/A
Non-Hispanic	0 0%	0 0%	0 N/A
Unknown ethnicity	0 0%	0 0%	0 N/A
Unknown race	7 11%	0 0%	0 N/A
Hispanic	0 0%	0 0%	0 N/A
Non-Hispanic	0 0%	0 0%	0 N/A
Unknown ethnicity	7 11%	0 0%	0 N/A
Total	66	6	0

Outcomes for Florida residents

Okeechobee

Hospitalizations	6	(9% of all cases)
Deaths	0	(0% of all cases)

Statewide

Hospitalizations	9,482	(19% of all cases)
Deaths	2,259	(4% of all cases)

Cases in facility staff/residents

Okeechobee

Long-term care	6	(9% of all cases)
Correctional	22	(33% of all cases)

Statewide

Long-term care	8,398	(16% of all cases)
Correctional	2,365	(5% of all cases)

Hospitalization counts include anyone who was hospitalized at some point during their illness. It does not reflect the number of people currently hospitalized.

Other race includes any person with a race of American Indian/Alaskan native, Asian, native Hawaiian/Pacific Islander, or other.

Laboratory testing for Florida residents and non-Florida residents over the past 2 weeks

Number and percent of positive labs

These counts include the number of people for whom the department received laboratory results by day. This percent is the number of people who test positive for the first time divided by all the people tested that day, excluding people who have previously tested positive.

Date	Positives	Negatives	Percent Positive
5/12	0	5	0.0%
5/13	7	14	25.0%
5/14	1	29	3.2%
5/15	0	9	0.0%
5/16	2	33	5.4%
5/17	8	18	23.5%
5/18	2	28	6.3%
5/19	4	75	4.8%
5/20	2	469	0.4%
5/21	3	26	9.4%
5/22	3	51	5.3%
5/23	1	24	3.8%
5/24	4	57	6.2%
5/25	3	34	7.5%

Emergency department (ED) chief complaint and admission data for Okeechobee County

Daily percent of ED visits mentioning cough, fever, or shortness of breath

Daily percent of ED visits resulting in cough-associated admissions

Weekly count of ED visits for influenza-like illness

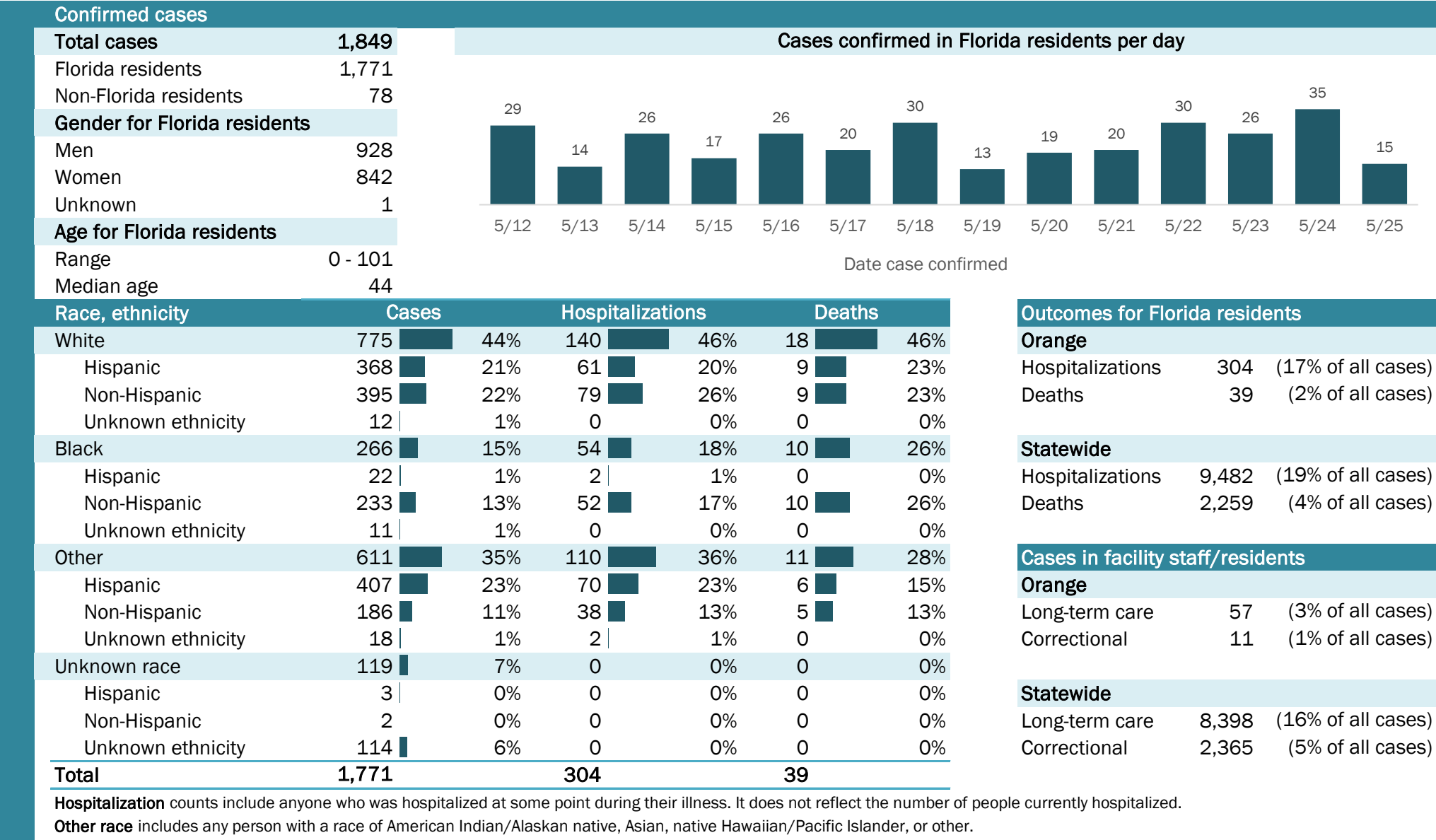
Weekly count of ED visits for COVID-like illness

The Electronic Surveillance System for the Early Notification of Community-Based Epidemics (ESSENCE-FL) includes chief complaint data from 211 of 212 Florida EDs. Data are transmitted electronically to ESSENCE-FL daily or hourly.

Coronavirus: summary for Orange County

Data for May 26, 2020 (verified at 10 AM)

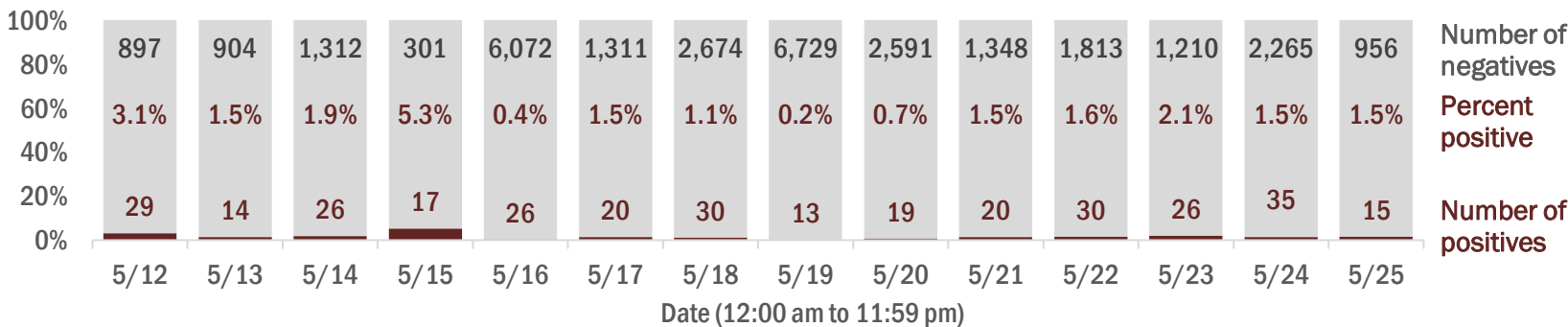
Data in this report are provisional and subject to change.



Laboratory testing for Florida residents and non-Florida residents over the past 2 weeks

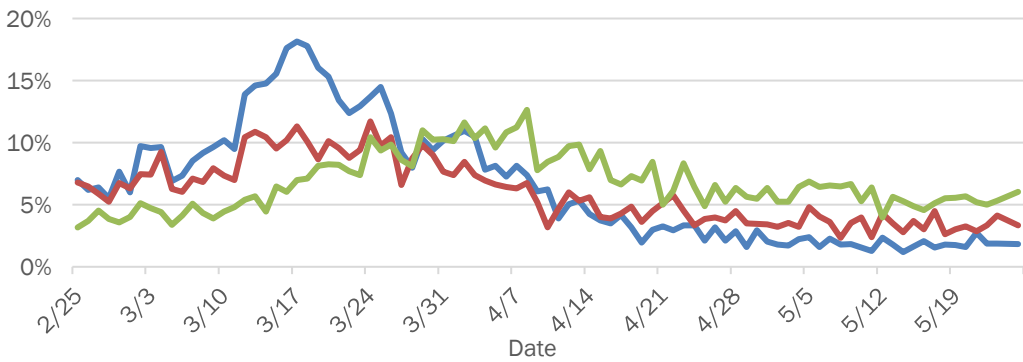
Number and percent of positive labs

These counts include the number of people for whom the department received laboratory results by day. This percent is the number of people who test positive for the first time divided by all the people tested that day, excluding people who have previously tested positive.

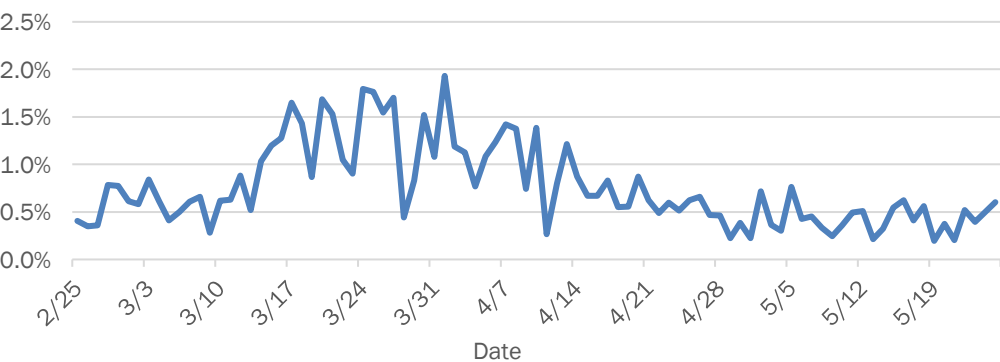


Emergency department (ED) chief complaint and admission data for Orange County

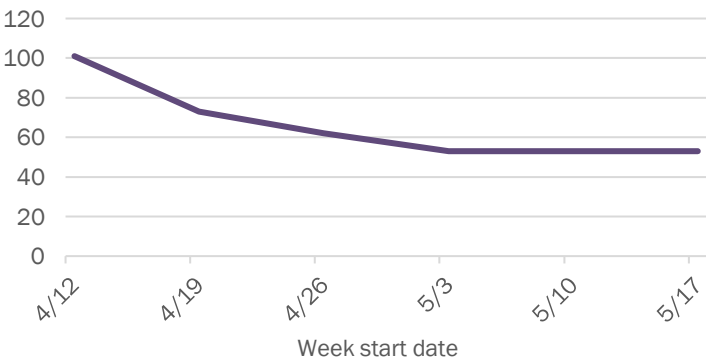
Daily percent of ED visits mentioning cough, fever, or shortness of breath



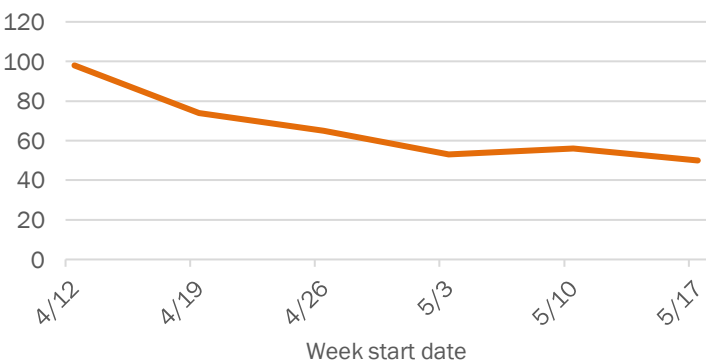
Daily percent of ED visits resulting in cough-associated admissions



Weekly count of ED visits for influenza-like illness



Weekly count of ED visits for COVID-like illness

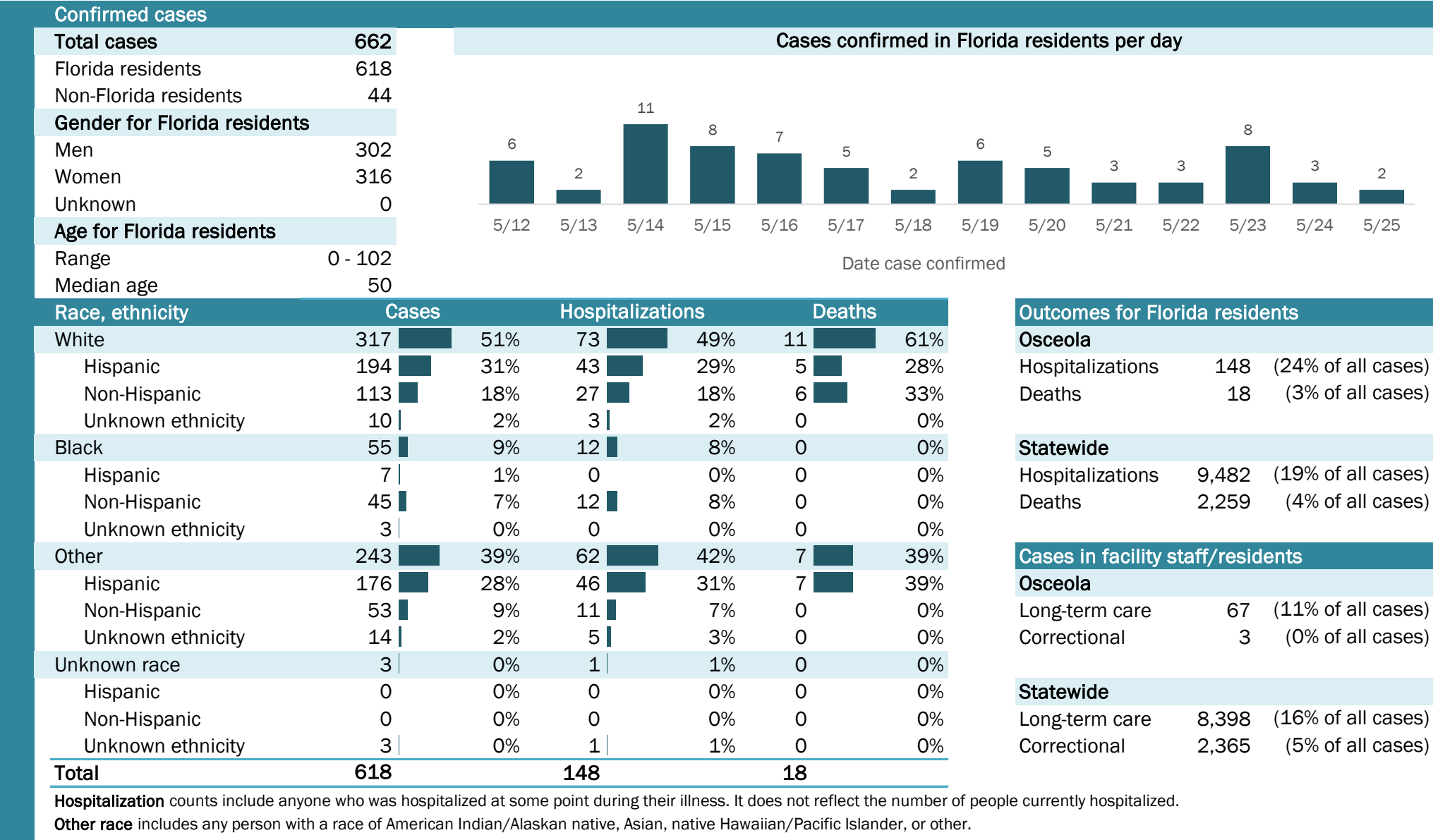


The Electronic Surveillance System for the Early Notification of Community-Based Epidemics (ESSENCE-FL) includes chief complaint data from 211 of 212 Florida EDs. Data are transmitted electronically to ESSENCE-FL daily or hourly.

Coronavirus: summary for Osceola County

Data for May 26, 2020 (verified at 10 AM)

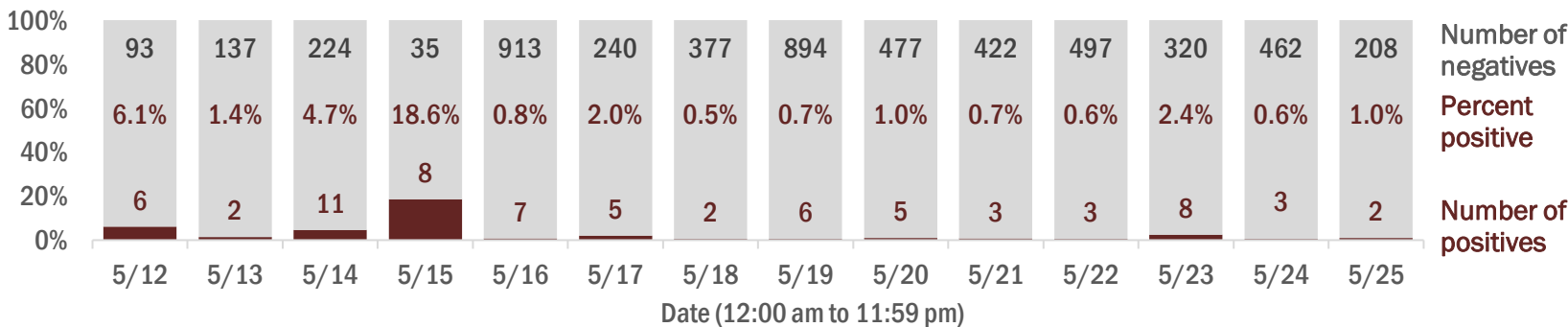
Data in this report are provisional and subject to change.



Laboratory testing for Florida residents and non-Florida residents over the past 2 weeks

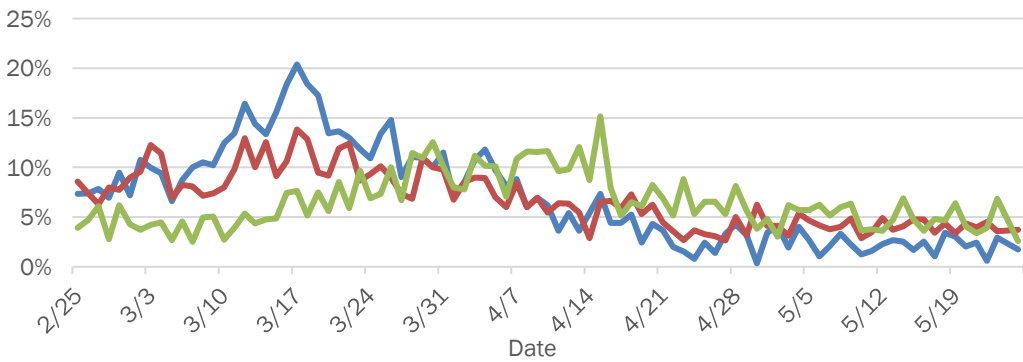
Number and percent of positive labs

These counts include the number of people for whom the department received laboratory results by day. This percent is the number of people who test positive for the first time divided by all the people tested that day, excluding people who have previously tested positive.

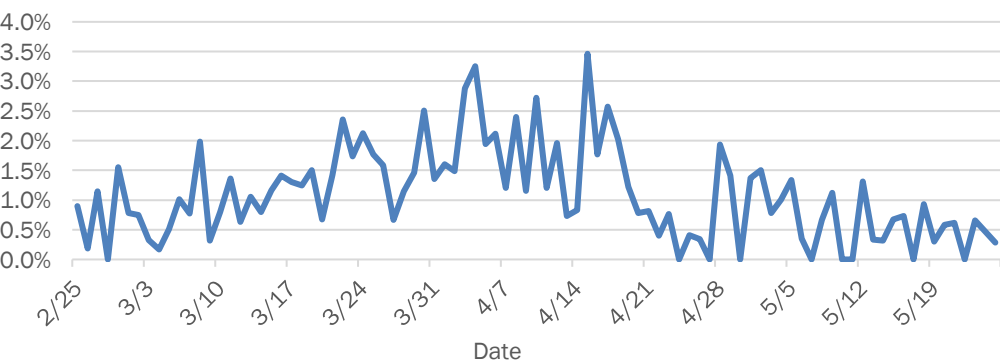


Emergency department (ED) chief complaint and admission data for Osceola County

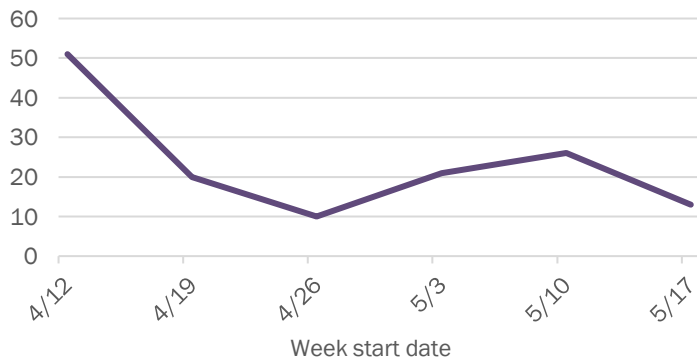
Daily percent of ED visits mentioning cough, fever, or shortness of breath



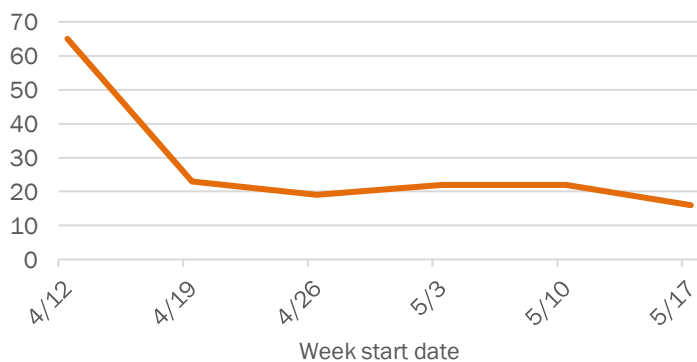
Daily percent of ED visits resulting in cough-associated admissions



Weekly count of ED visits for influenza-like illness



Weekly count of ED visits for COVID-like illness

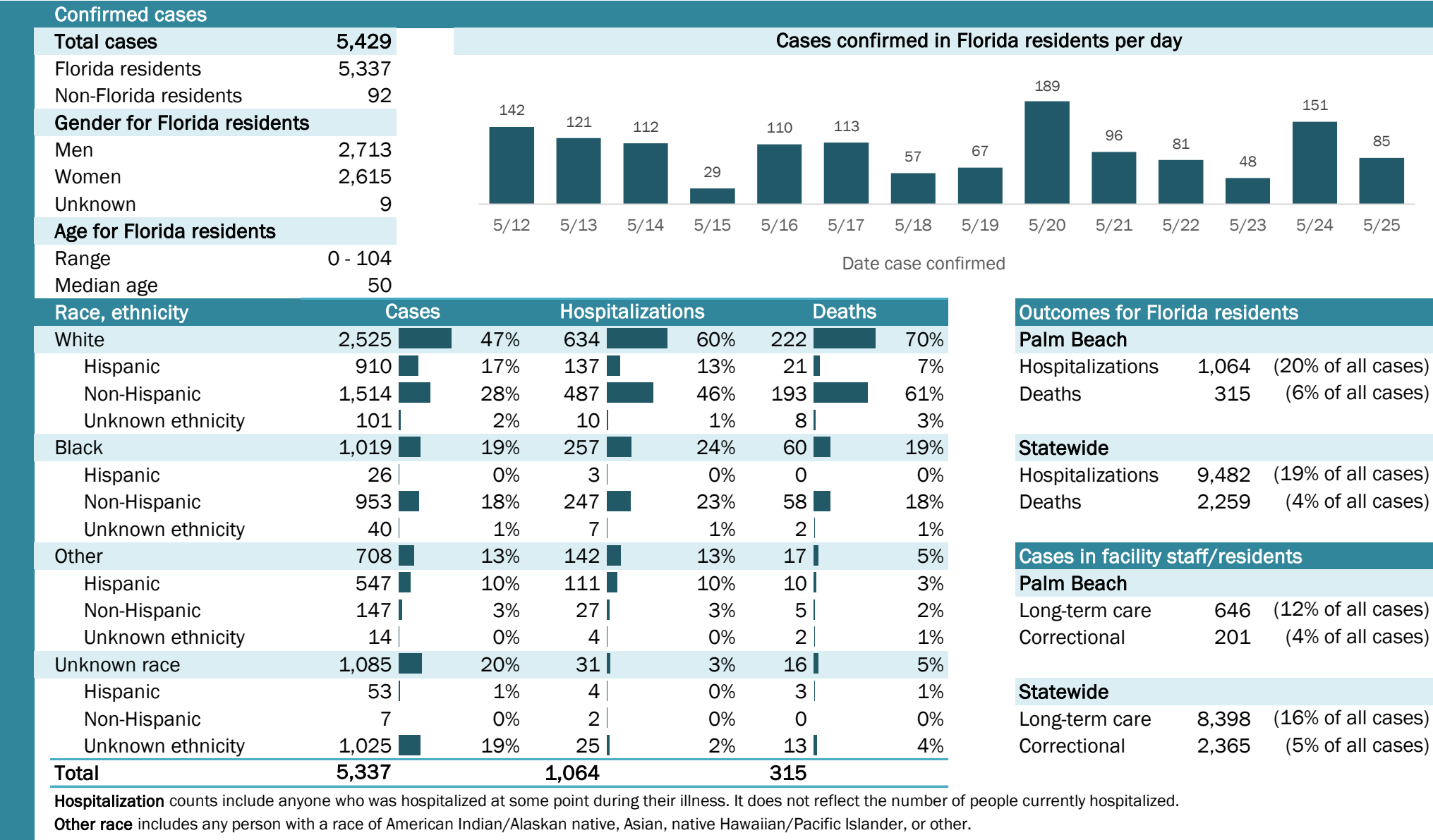


The Electronic Surveillance System for the Early Notification of Community-Based Epidemics (ESSENCE-FL) includes chief complaint data from 211 of 212 Florida EDs. Data are transmitted electronically to ESSENCE-FL daily or hourly.

Coronavirus: summary for Palm Beach County

Data for May 26, 2020 (verified at 10 AM)

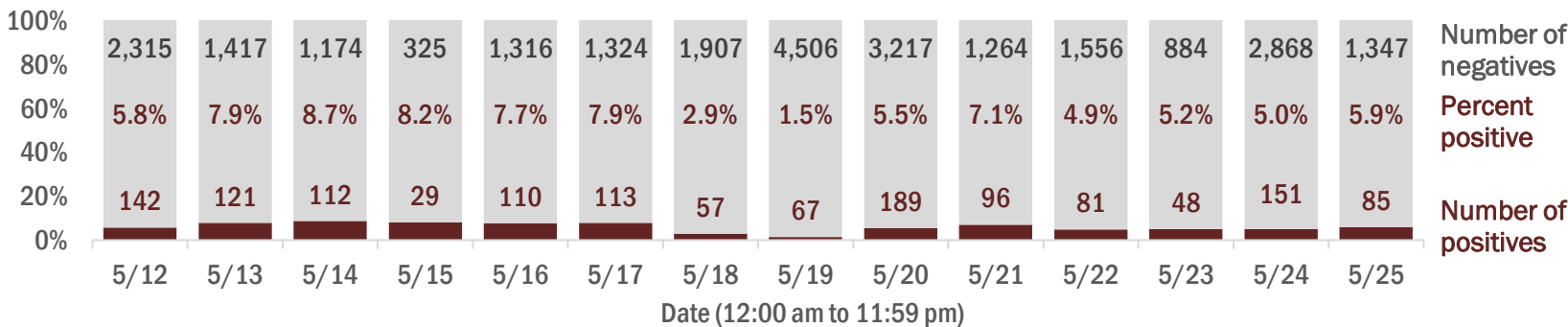
Data in this report are provisional and subject to change.



Laboratory testing for Florida residents and non-Florida residents over the past 2 weeks

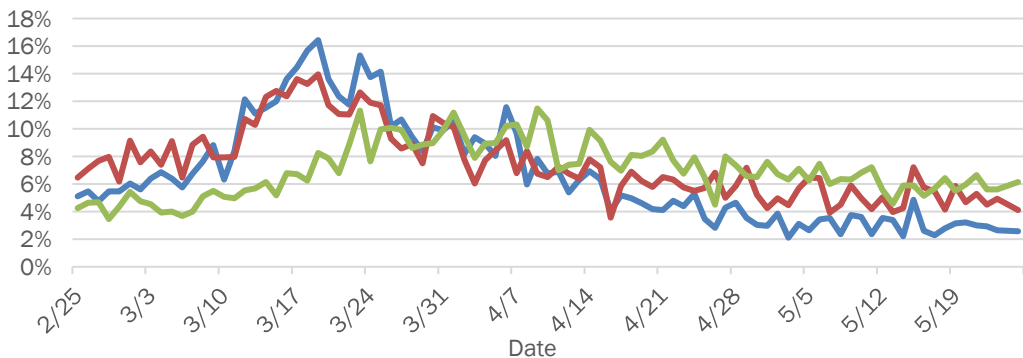
Number and percent of positive labs

These counts include the number of people for whom the department received laboratory results by day. This percent is the number of people who test positive for the first time divided by all the people tested that day, excluding people who have previously tested positive.

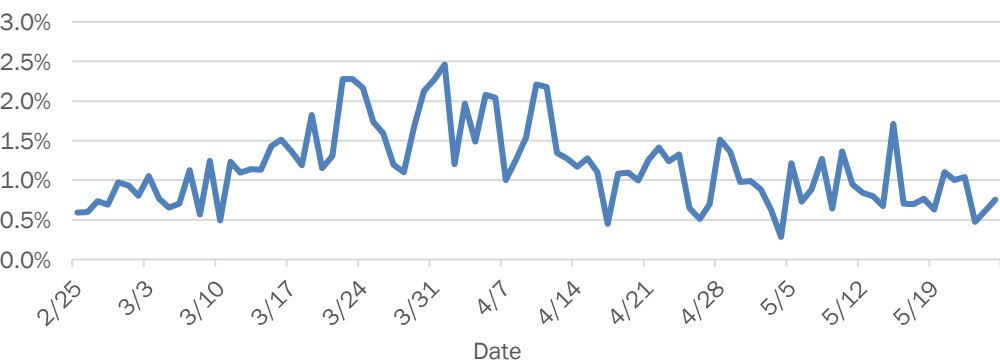


Emergency department (ED) chief complaint and admission data for Palm Beach County

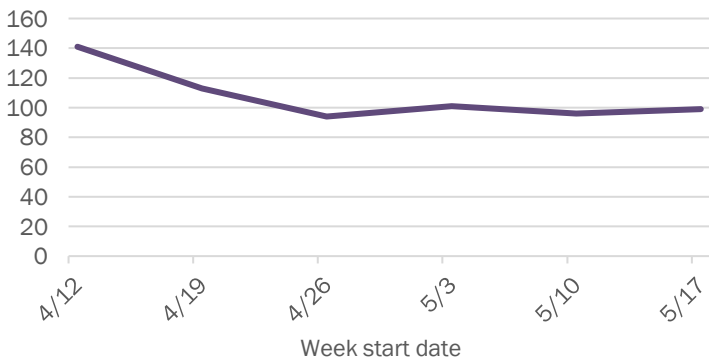
Daily percent of ED visits mentioning cough, fever, or shortness of breath



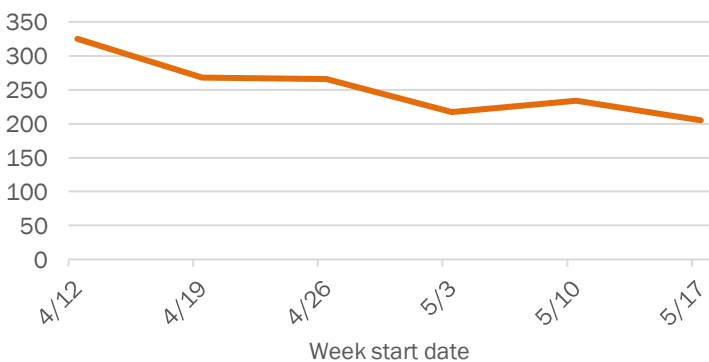
Daily percent of ED visits resulting in cough-associated admissions



Weekly count of ED visits for influenza-like illness



Weekly count of ED visits for COVID-like illness

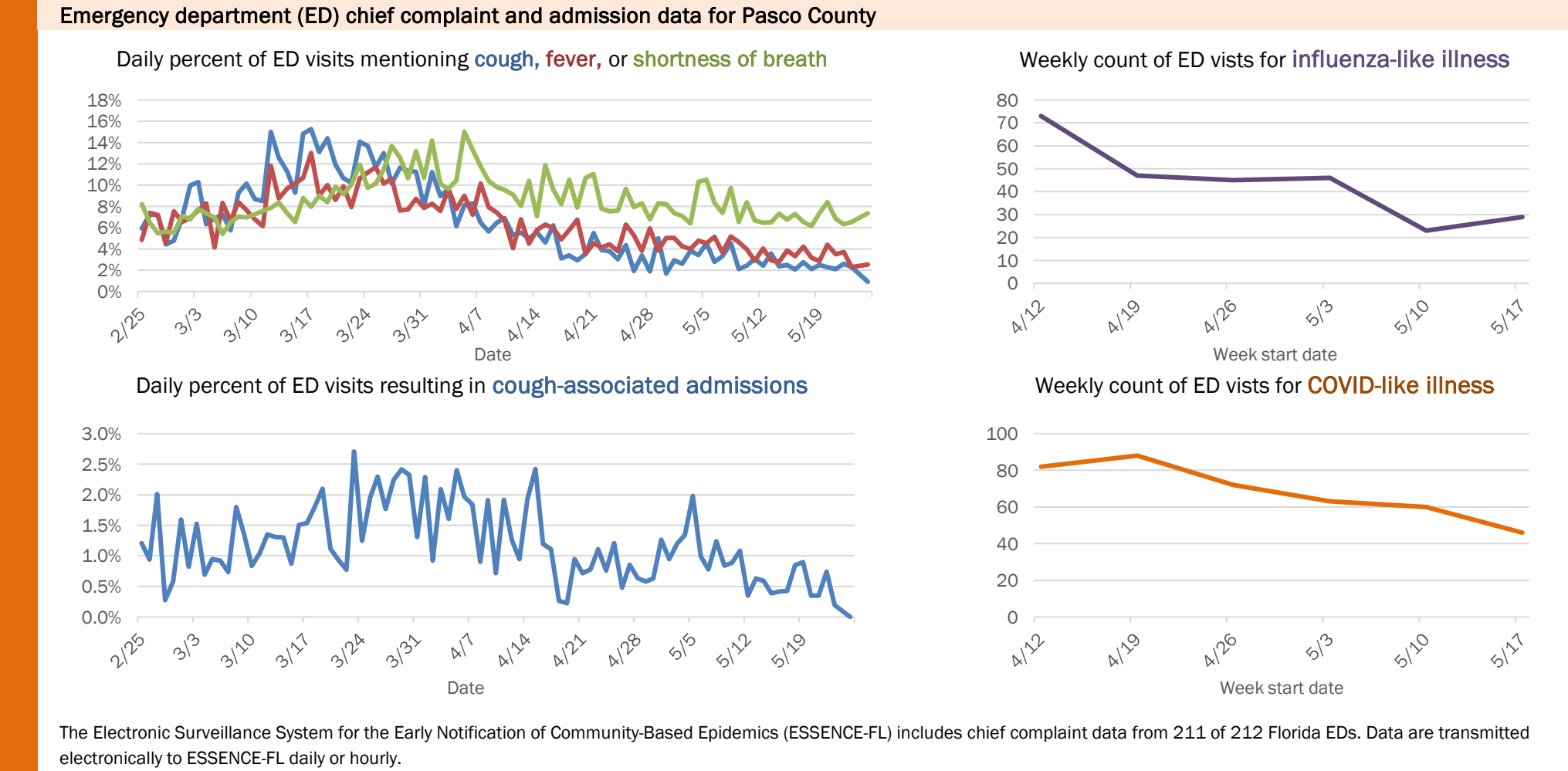
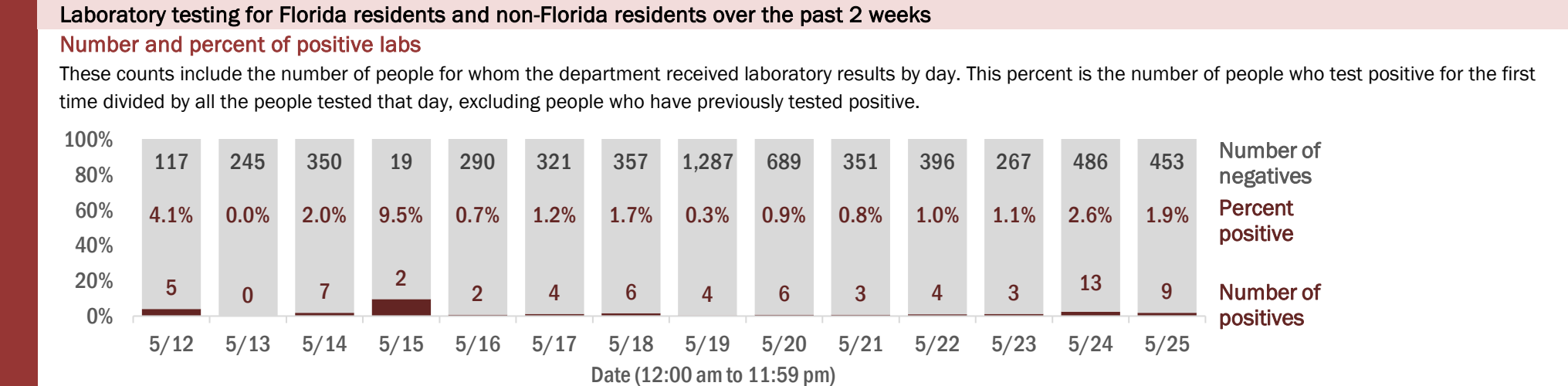
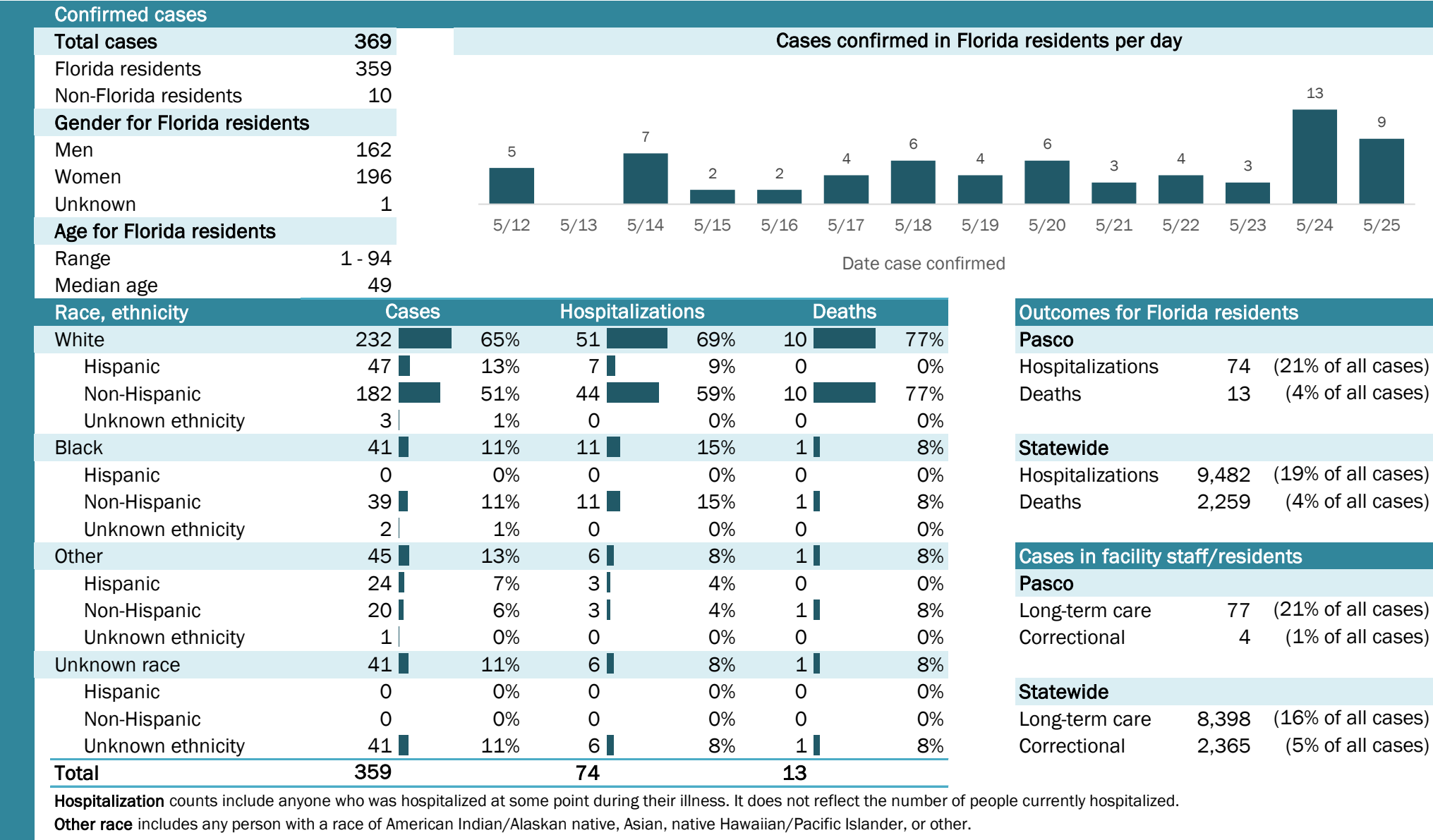


The Electronic Surveillance System for the Early Notification of Community-Based Epidemics (ESSENCE-FL) includes chief complaint data from 211 of 212 Florida EDs. Data are transmitted electronically to ESSENCE-FL daily or hourly.

Coronavirus: summary for Pasco County

Data for May 26, 2020 (verified at 10 AM)

Data in this report are provisional and subject to change.

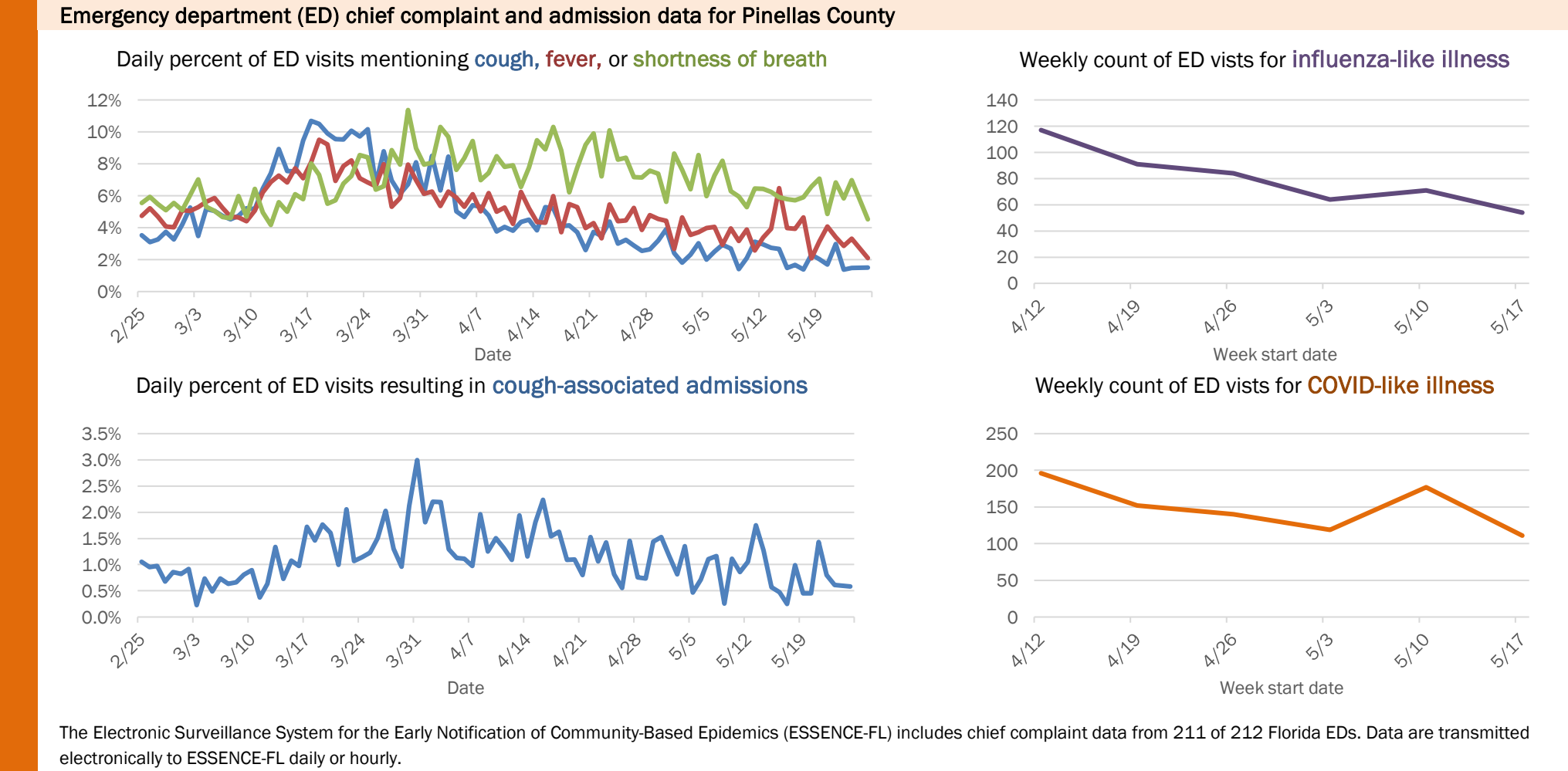
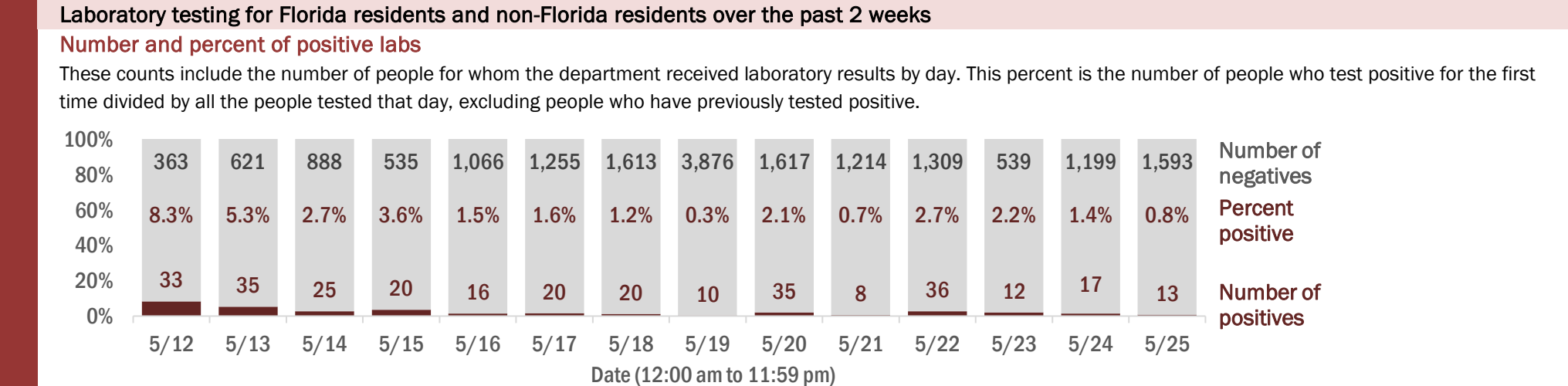
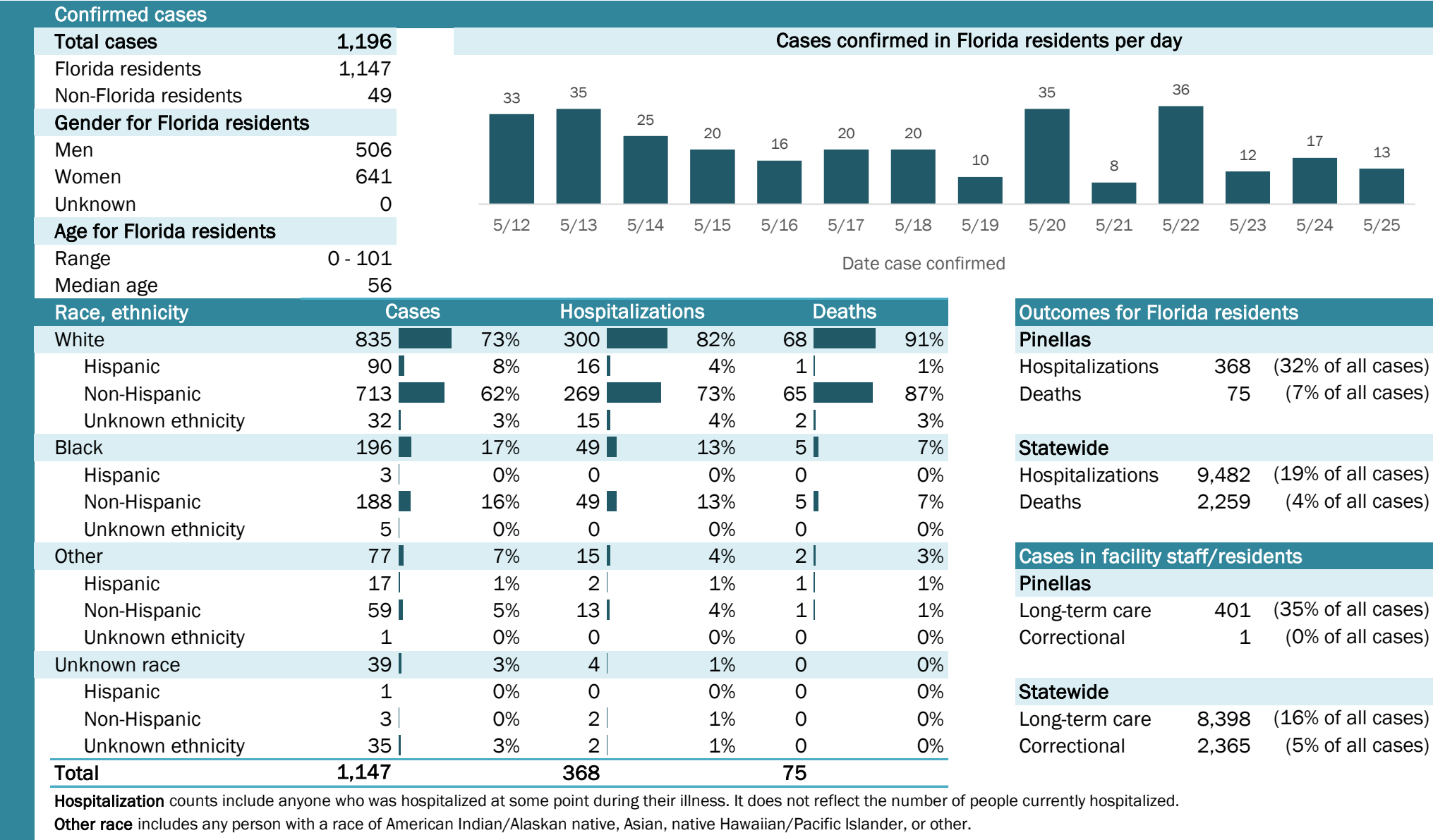


The Electronic Surveillance System for the Early Notification of Community-Based Epidemics (ESSENCE-FL) includes chief complaint data from 211 of 212 Florida EDs. Data are transmitted electronically to ESSENCE-FL daily or hourly.

Coronavirus: summary for Pinellas County

Data for May 26, 2020 (verified at 10 AM)

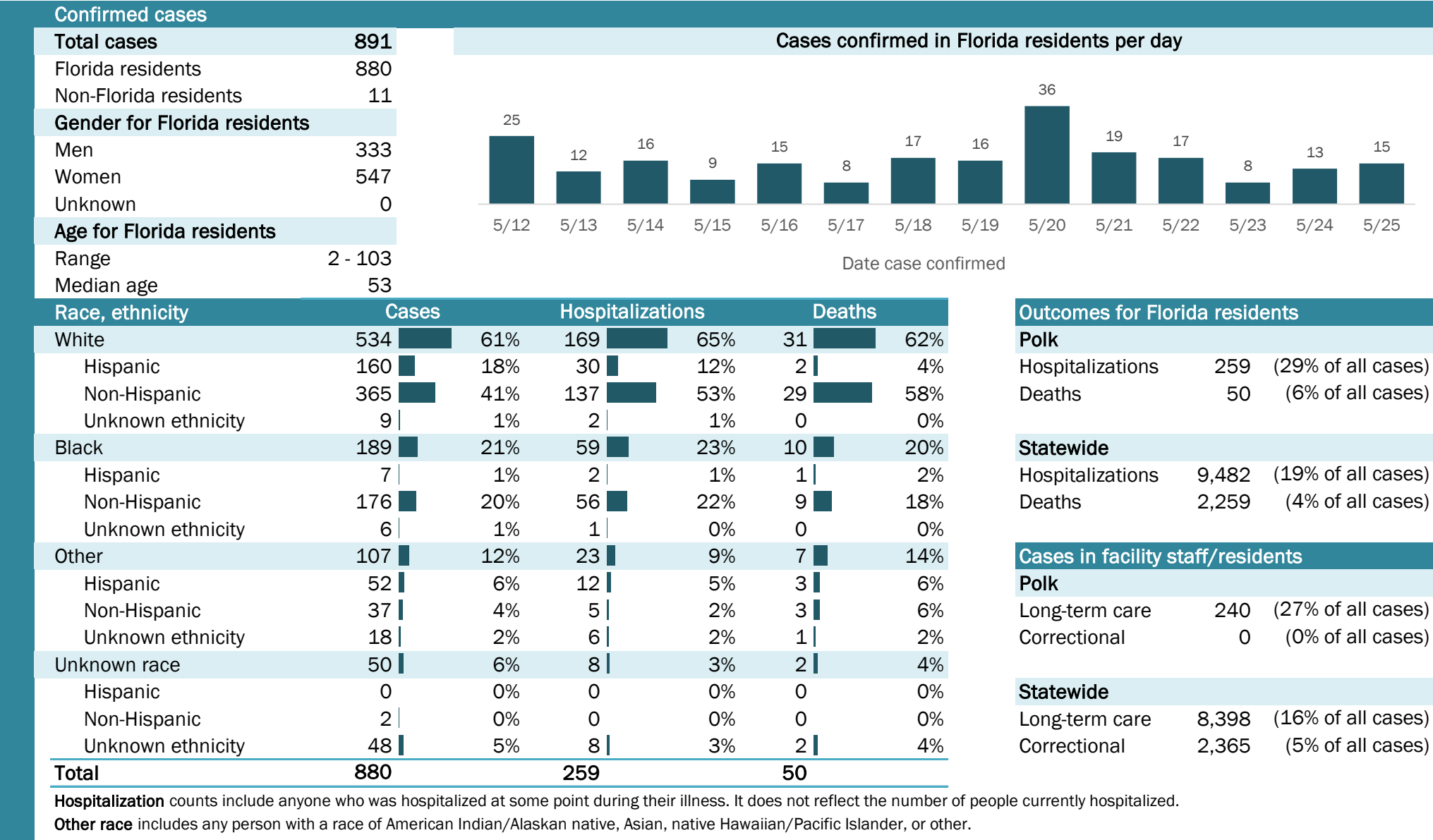
Data in this report are provisional and subject to change.



Coronavirus: summary for Polk County

Data for May 26, 2020 (verified at 10 AM)

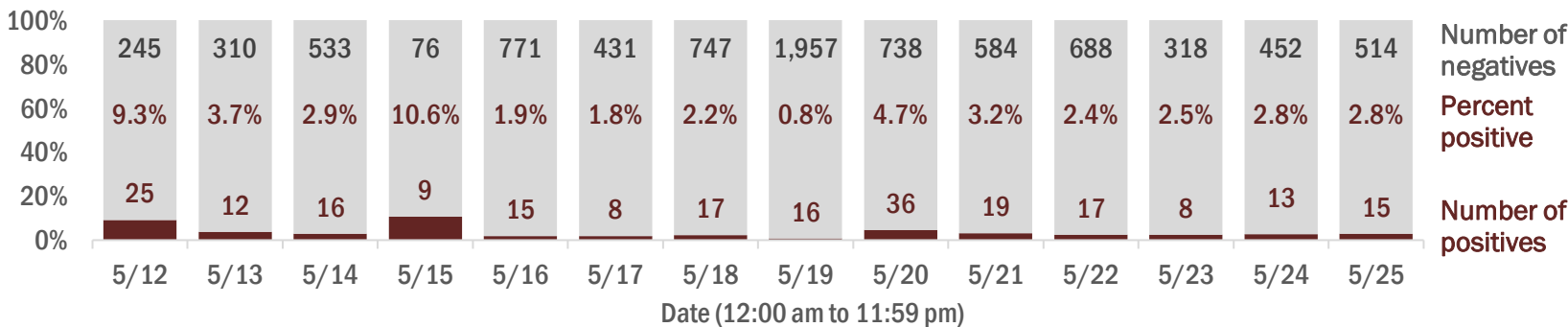
Data in this report are provisional and subject to change.



Laboratory testing for Florida residents and non-Florida residents over the past 2 weeks

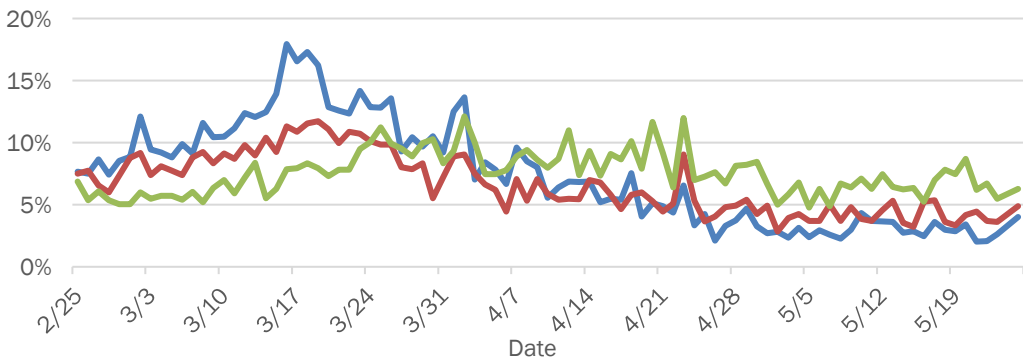
Number and percent of positive labs

These counts include the number of people for whom the department received laboratory results by day. This percent is the number of people who test positive for the first time divided by all the people tested that day, excluding people who have previously tested positive.

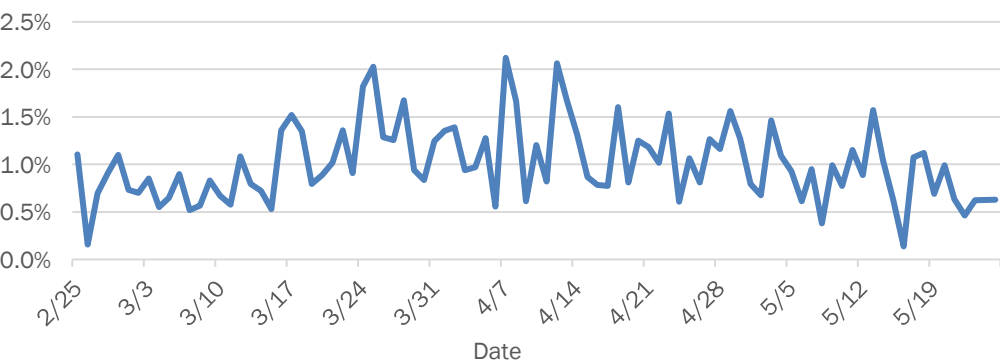


Emergency department (ED) chief complaint and admission data for Polk County

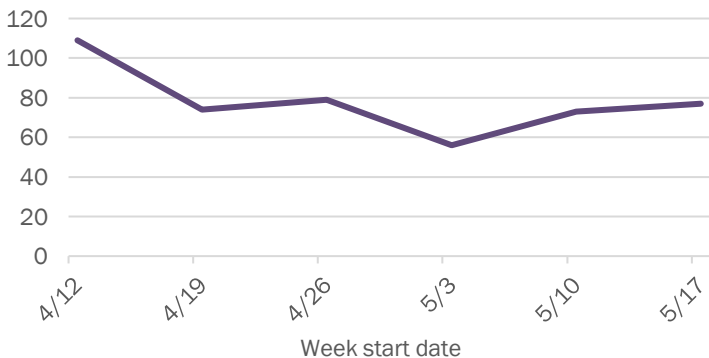
Daily percent of ED visits mentioning cough, fever, or shortness of breath



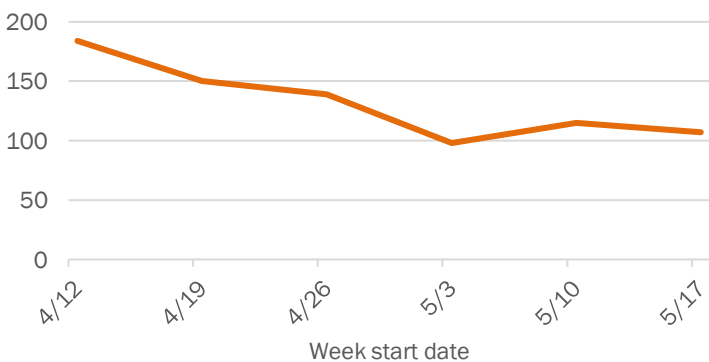
Daily percent of ED visits resulting in cough-associated admissions



Weekly count of ED visits for influenza-like illness



Weekly count of ED visits for COVID-like illness



The Electronic Surveillance System for the Early Notification of Community-Based Epidemics (ESSENCE-FL) includes chief complaint data from 211 of 212 Florida EDs. Data are transmitted electronically to ESSENCE-FL daily or hourly.

Coronavirus: summary for Putnam County

Data for May 26, 2020 (verified at 10 AM)

Data in this report are provisional and subject to change.

Confirmed cases

Total cases	144
Florida residents	144
Non-Florida residents	0
Gender for Florida residents	
Men	57
Women	87
Unknown	0
Age for Florida residents	
Range	6 - 98
Median age	47

Cases confirmed in Florida residents per day

Date	Cases
5/12	0
5/13	1
5/14	0
5/15	0
5/16	4
5/17	3
5/18	0
5/19	0
5/20	1
5/21	3
5/22	1
5/23	0
5/24	4
5/25	1

Race, ethnicity	Cases	Hospitalizations	Deaths
White	81 56%	10 56%	1 25%
Hispanic	1 1%	0 0%	0 0%
Non-Hispanic	79 55%	10 56%	1 25%
Unknown ethnicity	1 1%	0 0%	0 0%
Black	54 38%	7 39%	3 75%
Hispanic	0 0%	0 0%	0 0%
Non-Hispanic	52 36%	5 28%	2 50%
Unknown ethnicity	2 1%	2 11%	1 25%
Other	8 6%	1 6%	0 0%
Hispanic	5 3%	1 6%	0 0%
Non-Hispanic	2 1%	0 0%	0 0%
Unknown ethnicity	1 1%	0 0%	0 0%
Unknown race	1 1%	0 0%	0 0%
Hispanic	0 0%	0 0%	0 0%
Non-Hispanic	0 0%	0 0%	0 0%
Unknown ethnicity	1 1%	0 0%	0 0%
Total	144	18	4

Hospitalization counts include anyone who was hospitalized at some point during their illness. It does not reflect the number of people currently hospitalized.

Other race includes any person with a race of American Indian/Alaskan native, Asian, native Hawaiian/Pacific Islander, or other.

Outcomes for Florida residents

Putnam

Hospitalizations	18	(13% of all cases)
Deaths	4	(3% of all cases)

Statewide

Hospitalizations	9,482	(19% of all cases)
Deaths	2,259	(4% of all cases)

Cases in facility staff/residents

Putnam

Long-term care	46	(32% of all cases)
Correctional	1	(1% of all cases)

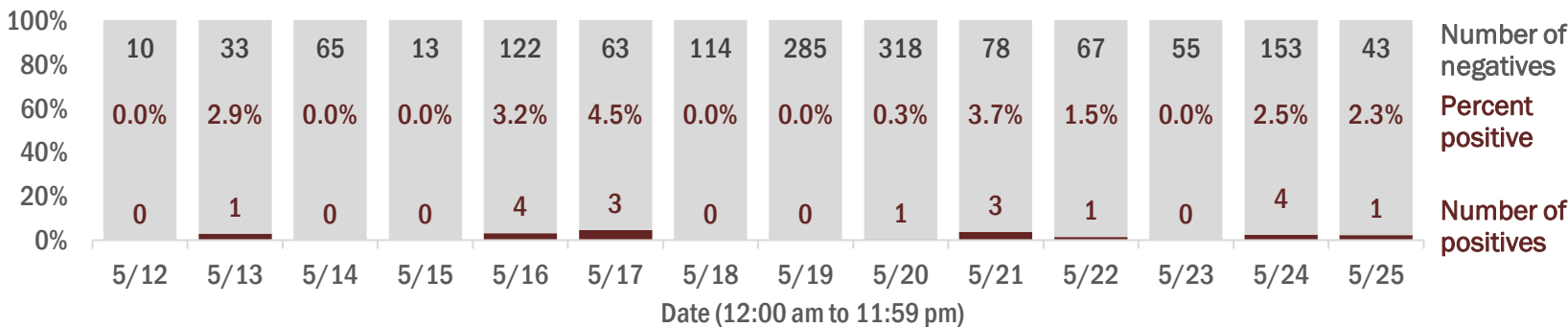
Statewide

Long-term care	8,398	(16% of all cases)
Correctional	2,365	(5% of all cases)

Laboratory testing for Florida residents and non-Florida residents over the past 2 weeks

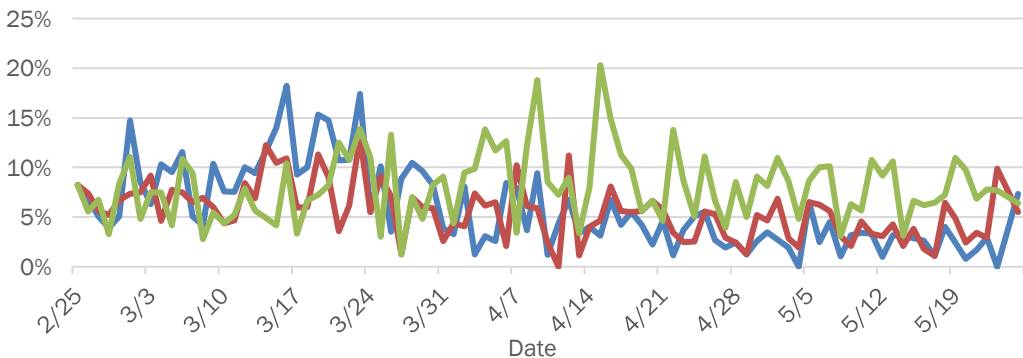
Number and percent of positive labs

These counts include the number of people for whom the department received laboratory results by day. This percent is the number of people who test positive for the first time divided by all the people tested that day, excluding people who have previously tested positive.

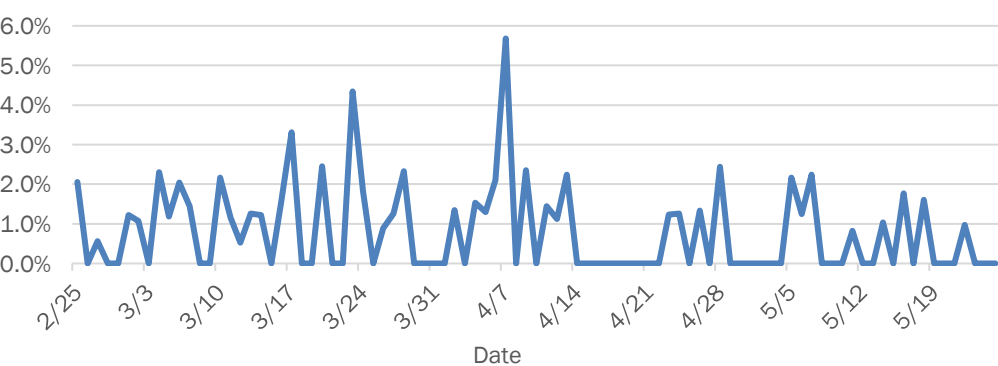


Emergency department (ED) chief complaint and admission data for Putnam County

Daily percent of ED visits mentioning cough, fever, or shortness of breath



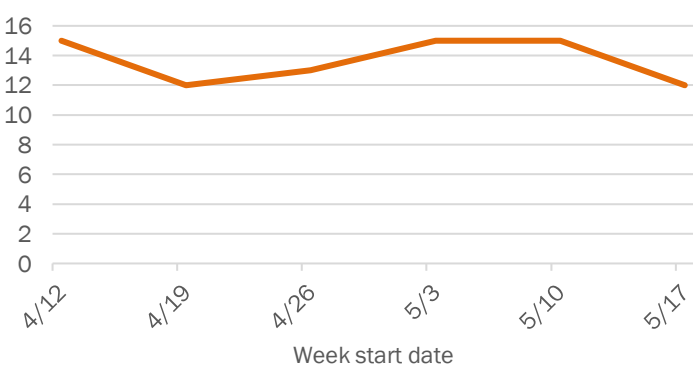
Daily percent of ED visits resulting in cough-associated admissions



Weekly count of ED visits for influenza-like illness



Weekly count of ED visits for COVID-like illness

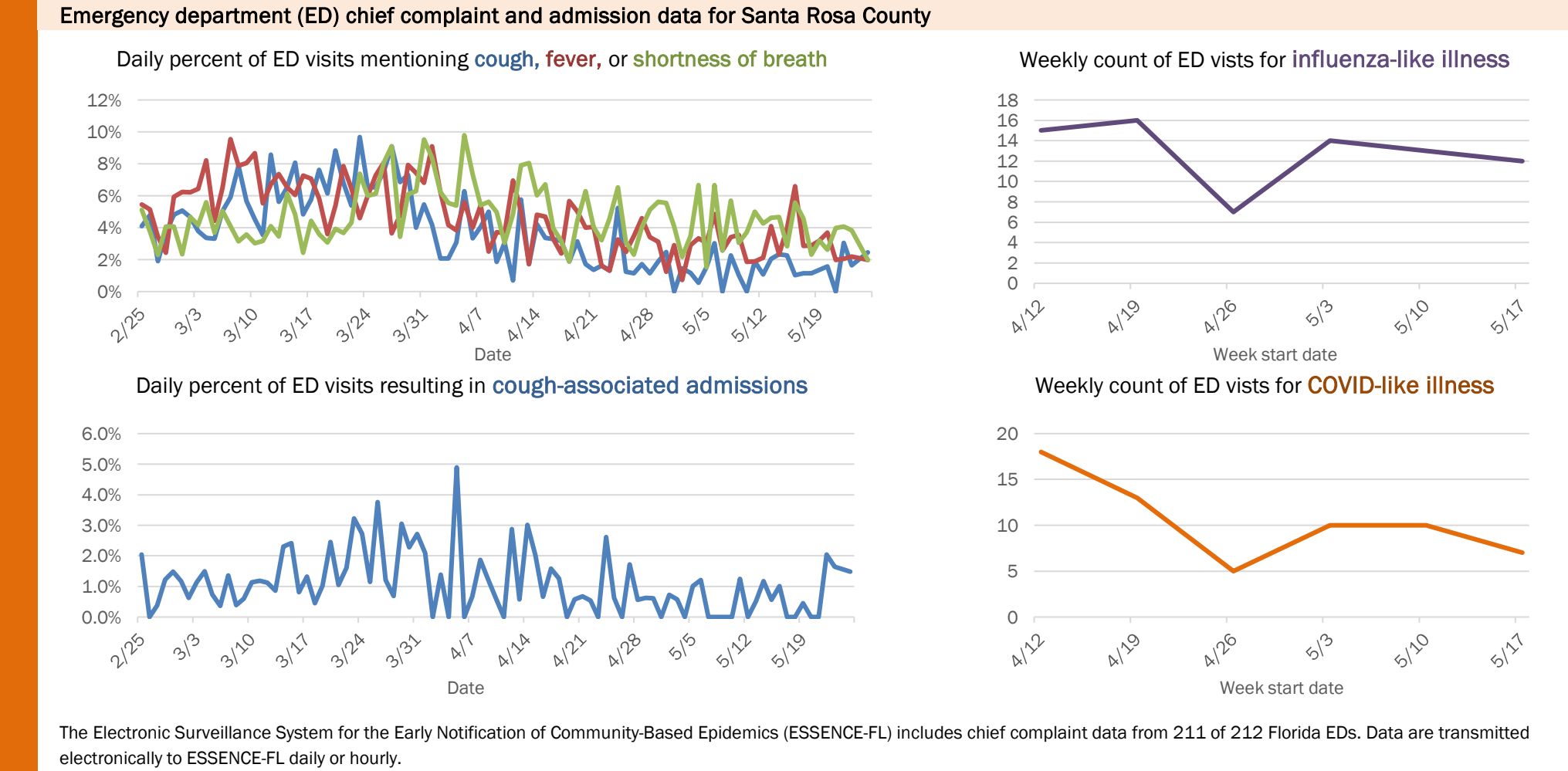
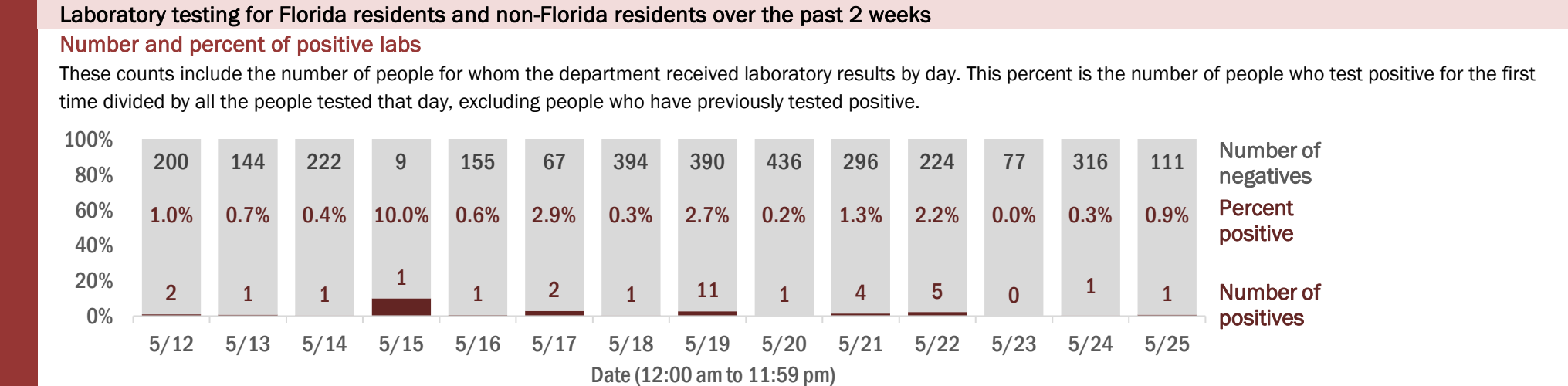
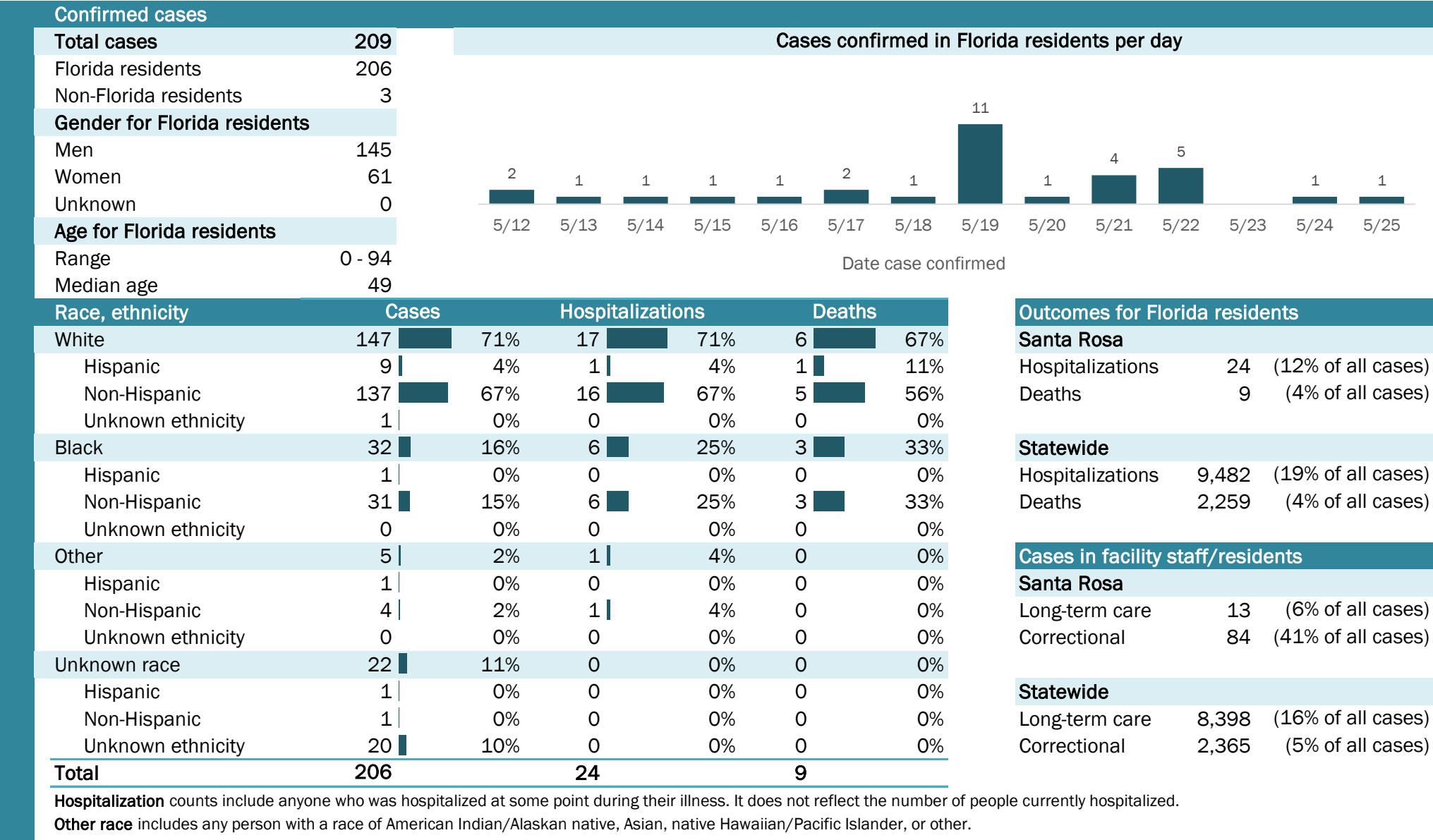


The Electronic Surveillance System for the Early Notification of Community-Based Epidemics (ESSENCE-FL) includes chief complaint data from 211 of 212 Florida EDs. Data are transmitted electronically to ESSENCE-FL daily or hourly.

Coronavirus: summary for Santa Rosa County

Data for May 26, 2020 (verified at 10 AM)

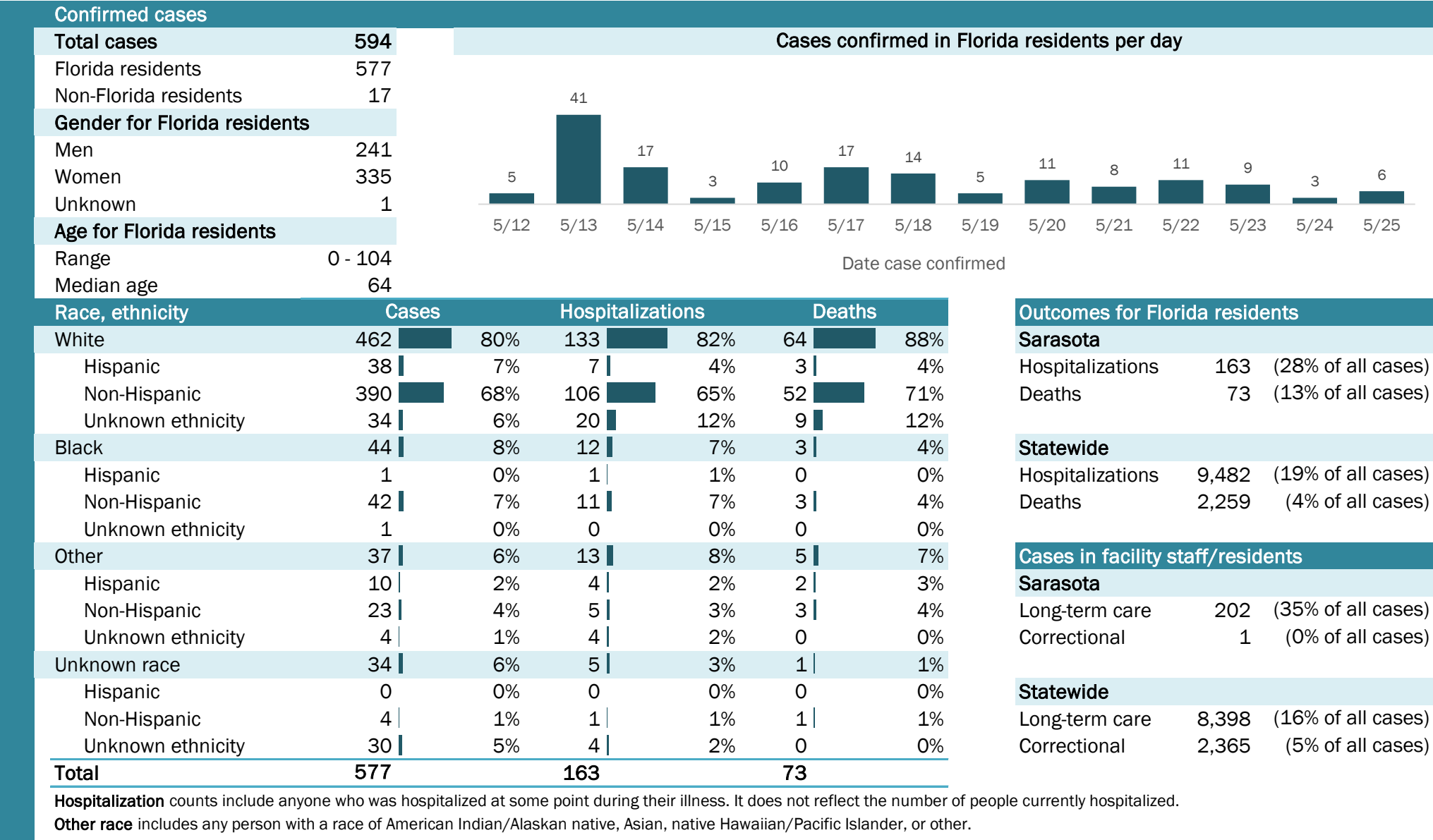
Data in this report are provisional and subject to change.



Coronavirus: summary for Sarasota County

Data for May 26, 2020 (verified at 10 AM)

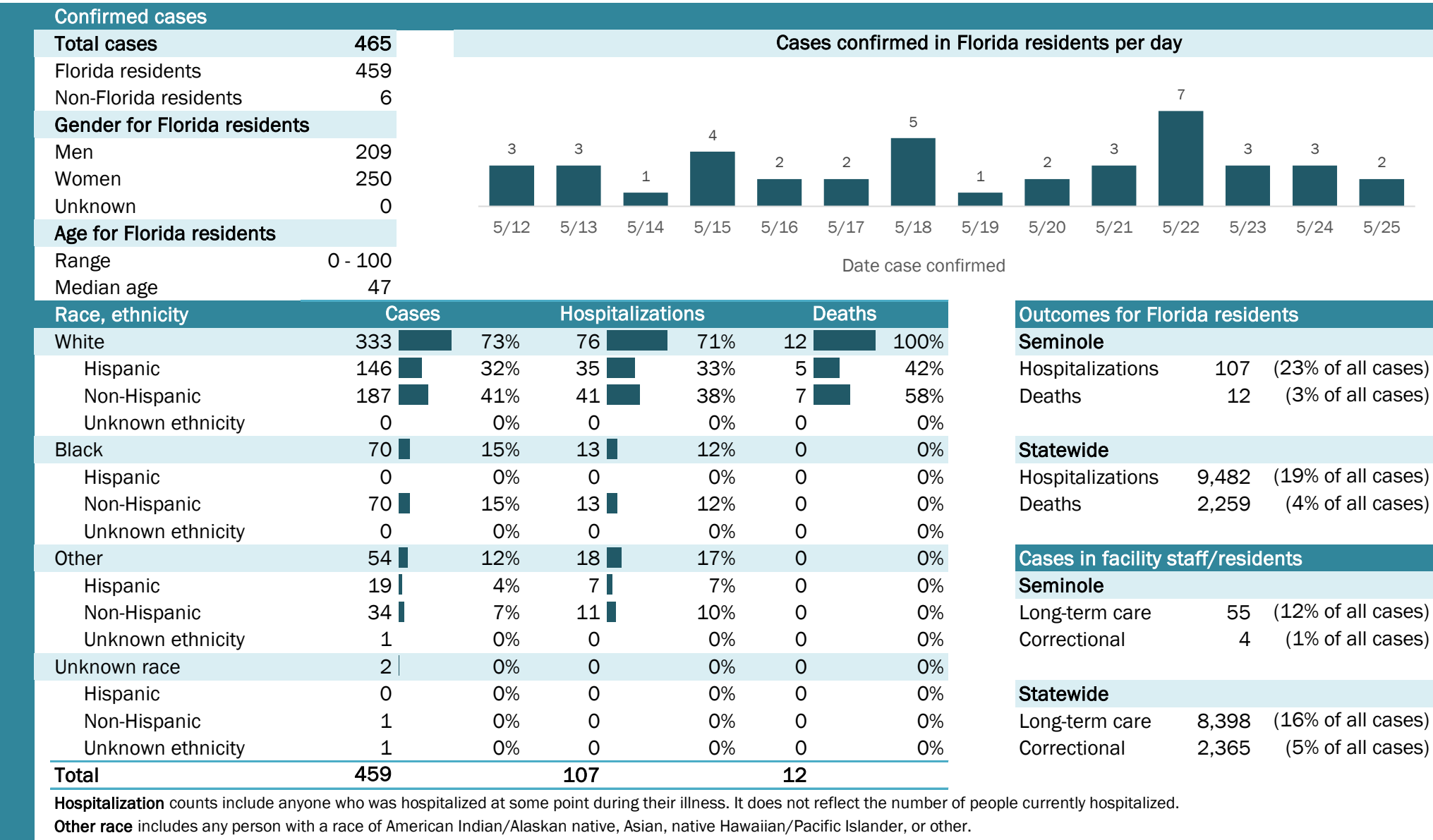
Data in this report are provisional and subject to change.



Coronavirus: summary for Seminole County

Data for May 26, 2020 (verified at 10 AM)

Data in this report are provisional and subject to change.



Coronavirus: summary for St. Johns County

Data for May 26, 2020 (verified at 10 AM)

Data in this report are provisional and subject to change.

Confirmed cases

Total cases

241

Florida residents

230

Non-Florida residents

11

Gender for Florida residents

Men

115

Women

115

Unknown

0

Age for Florida residents

Range

2 - 97

Median age

52

Cases confirmed in Florida residents per day

3

5/12

3

5/13

2

5/18

2

5/21

1

5/22

2

5/23

1

5/24

1

5/25

Race, ethnicity

Cases

Hospitalizations

Deaths

White

182

79%

31

82%

5

100%

Hispanic

12

5%

2

5%

0

0%

Non-Hispanic

163

71%

29

76%

5

100%

Unknown ethnicity

7

3%

0

0%

0

0%

Black

16

7%

1

3%

0

0%

Hispanic

0

0%

0

0%

0

0%

Non-Hispanic

15

7%

1

3%

0

0%

Unknown ethnicity

1

0%

0

0%

0

0%

Other

16

7%

5

13%

0

0%

Hispanic

1

0%

0

0%

0

0%

Non-Hispanic

12

5%

4

11%

0

0%

Unknown ethnicity

3

1%

1

3%

0

0%

Unknown race

16

7%

1

3%

0

0%

Hispanic

2

1%

0

0%

0

0%

Non-Hispanic

0

0%

0

0%

0

0%

Unknown ethnicity

14

6%

1

3%

0

0%

Total

230

38

5

Outcomes for Florida residents

St. Johns

Hospitalizations

38

(17% of all cases)

Deaths

5

(2% of all cases)

Statewide

Hospitalizations

9,482

(19% of all cases)

Deaths

2,259

(4% of all cases)

Cases in facility staff/residents

St. Johns

Long-term care

11

(5% of all cases)

Correctional

2

(1% of all cases)

Statewide

Long-term care

8,398

(16% of all cases)

Correctional

2,365

(5% of all cases)

Hospitalization counts include anyone who was hospitalized at some point during their illness. It does not reflect the number of people currently hospitalized.

Other race includes any person with a race of American Indian/Alaskan native, Asian, native Hawaiian/Pacific Islander, or other.

Laboratory testing for Florida residents and non-Florida residents over the past 2 weeks

Number and percent of positive labs

These counts include the number of people for whom the department received laboratory results by day. This percent is the number of people who test positive for the first time divided by all the people tested that day, excluding people who have previously tested positive.

Date	Number of negatives	Percent positive	Number of positives
5/12	80	3.6%	3
5/13	234	1.3%	3
5/14	510	0.0%	0
5/15	116	0.0%	0
5/16	258	0.0%	0
5/17	235	0.0%	0
5/18	311	0.6%	2
5/19	1,032	0.0%	0
5/20	251	0.0%	0
5/21	151	1.3%	2
5/22	134	0.7%	1
5/23	88	2.2%	2
5/24	302	0.3%	1
5/25	166	0.6%	1

Emergency department (ED) chief complaint and admission data for St. Johns County

Daily percent of ED visits mentioning cough, fever, or shortness of breath

Daily percent of ED visits resulting in cough-associated admissions

Weekly count of ED visits for influenza-like illness

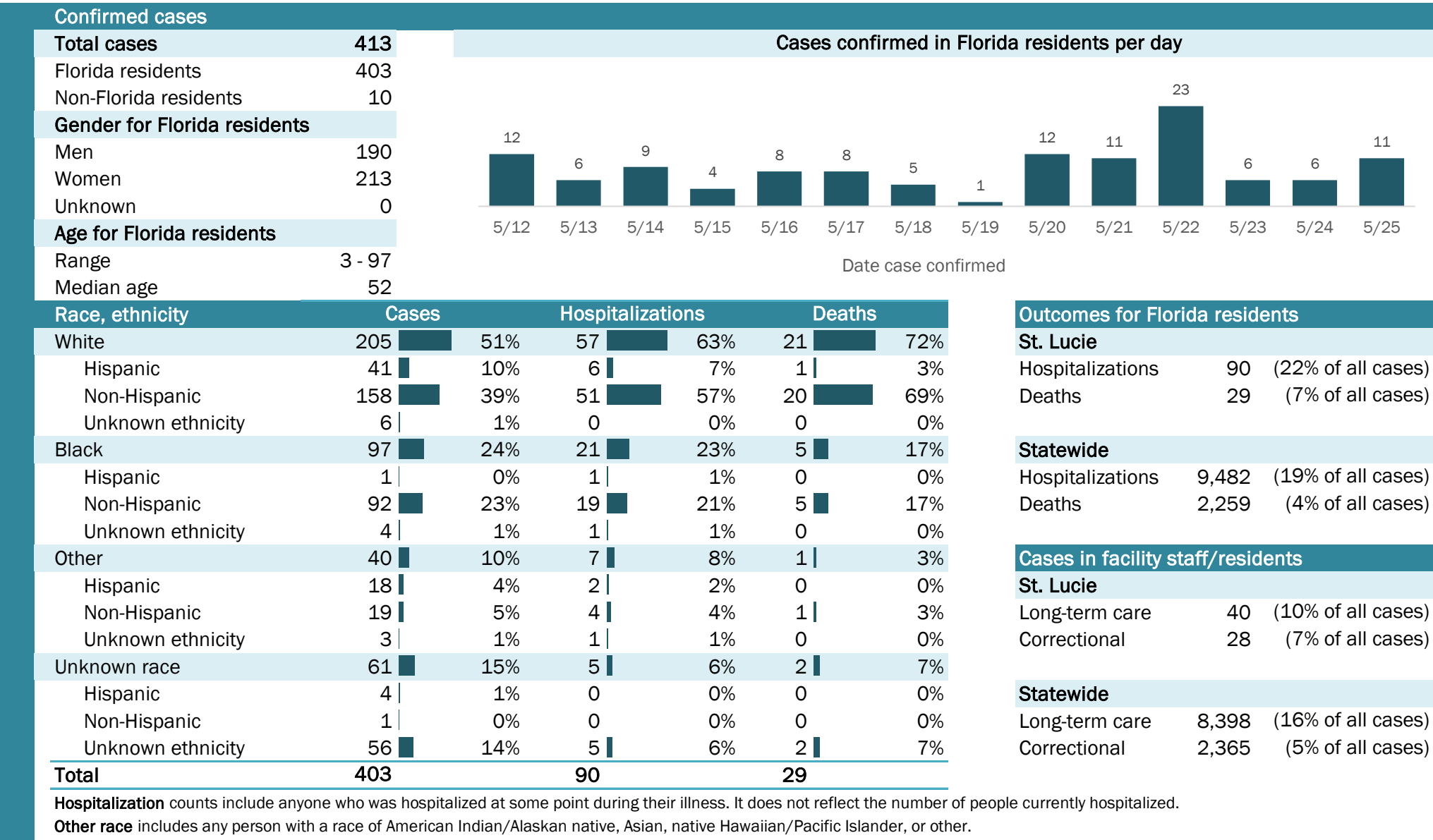
Weekly count of ED visits for COVID-like illness

The Electronic Surveillance System for the Early Notification of Community-Based Epidemics (ESSENCE-FL) includes chief complaint data from 211 of 212 Florida EDs. Data are transmitted electronically to ESSENCE-FL daily or hourly.

Coronavirus: summary for St. Lucie County

Data for May 26, 2020 (verified at 10 AM)

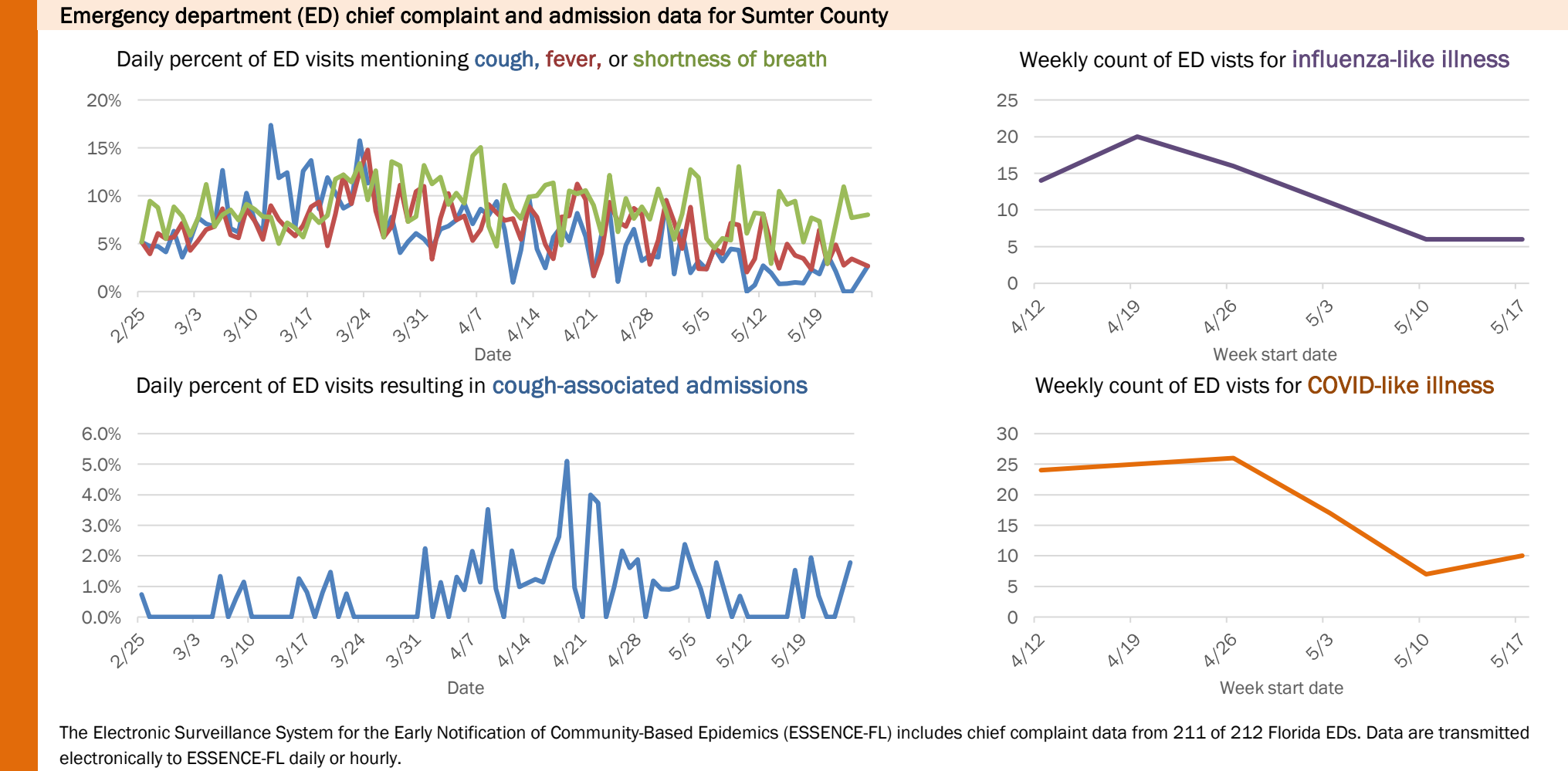
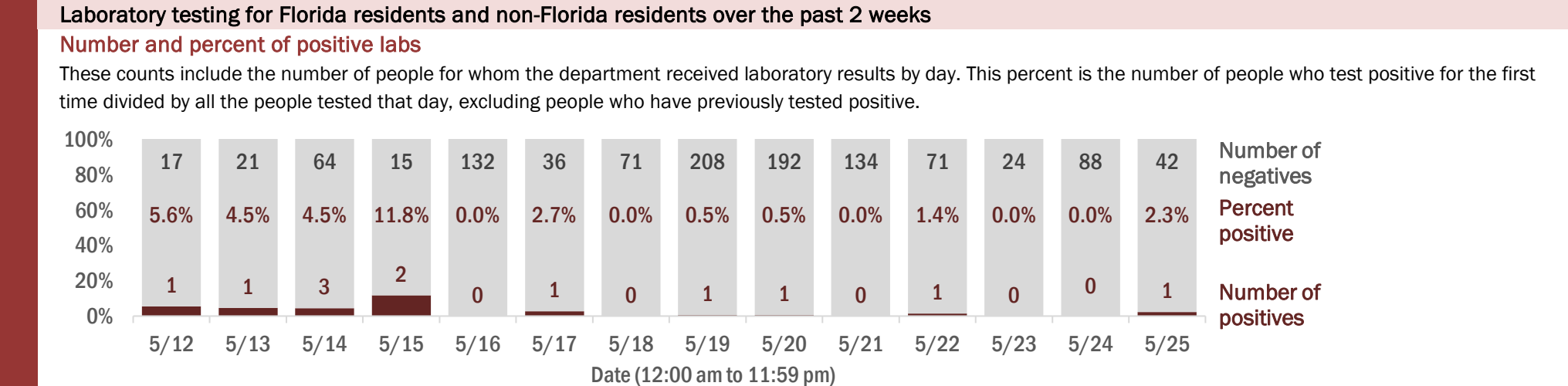
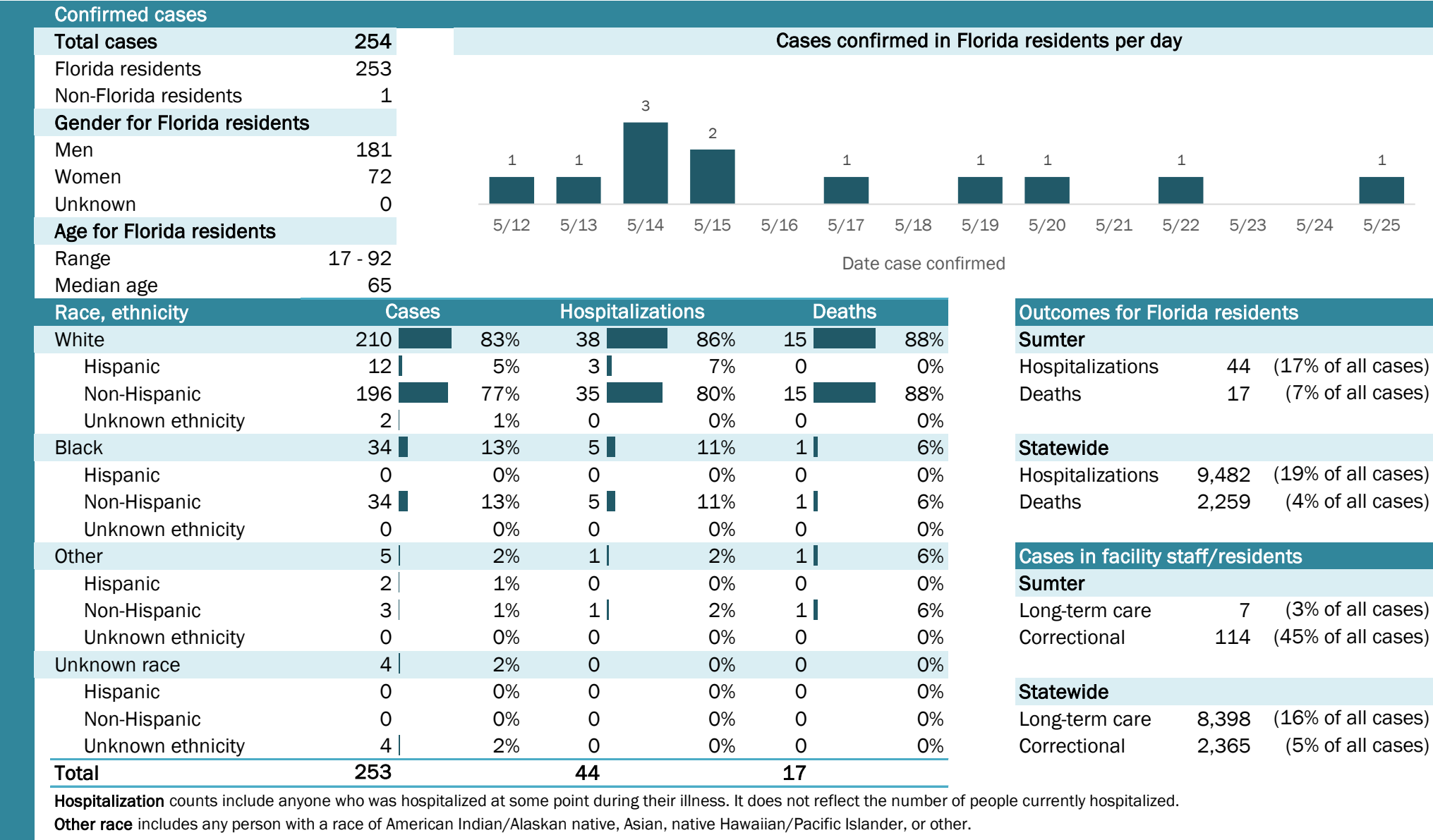
Data in this report are provisional and subject to change.



Coronavirus: summary for Sumter County

Data for May 26, 2020 (verified at 10 AM)

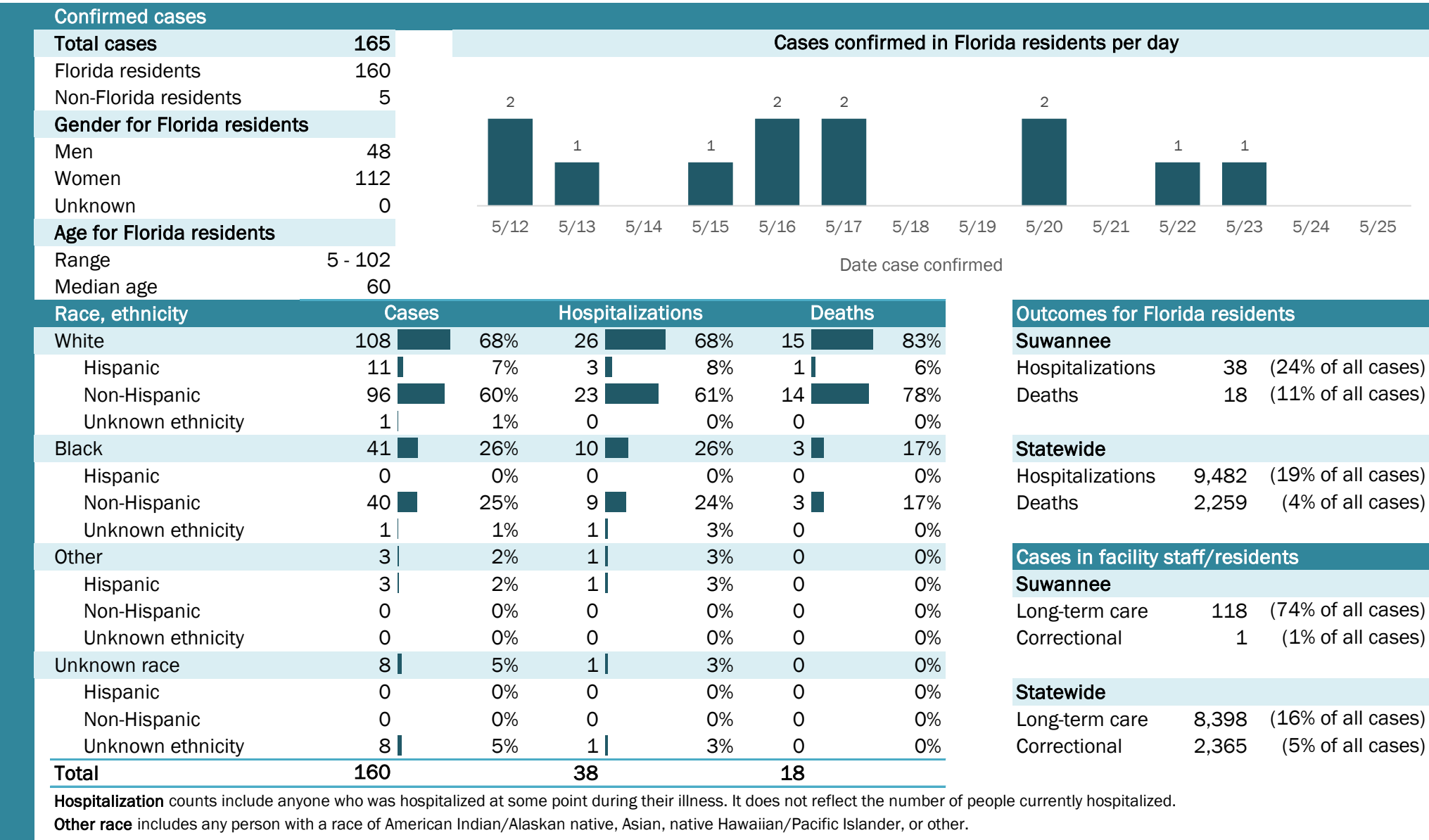
Data in this report are provisional and subject to change.



Coronavirus: summary for Suwannee County

Data for May 26, 2020 (verified at 10 AM)

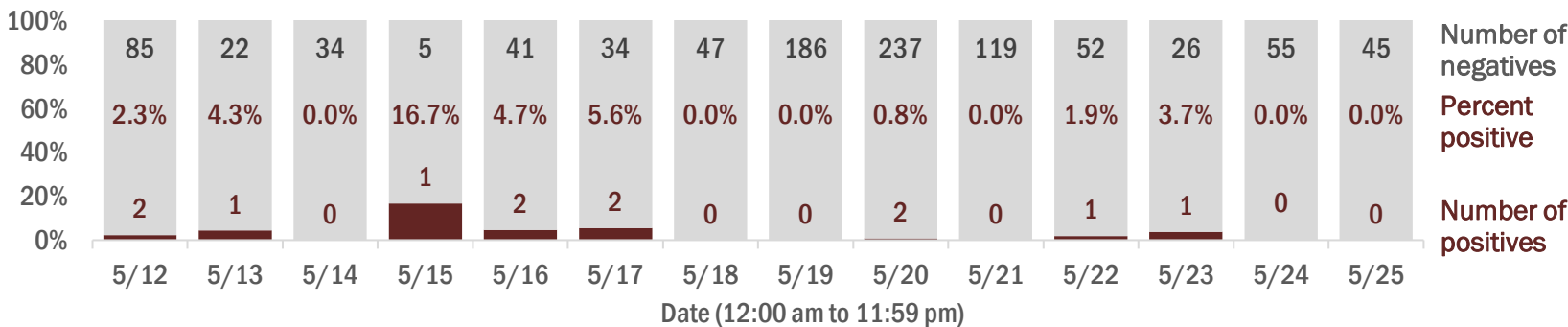
Data in this report are provisional and subject to change.



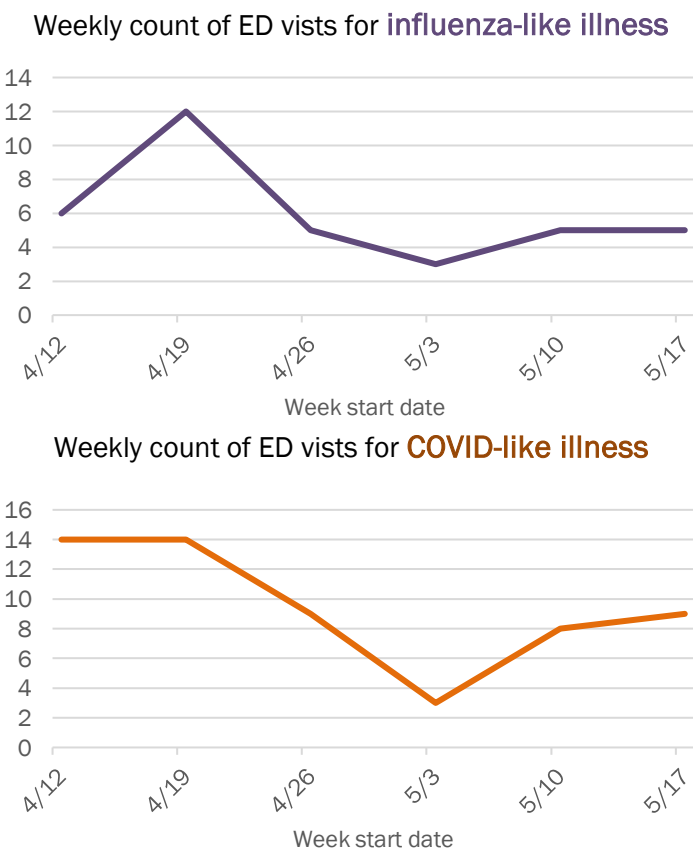
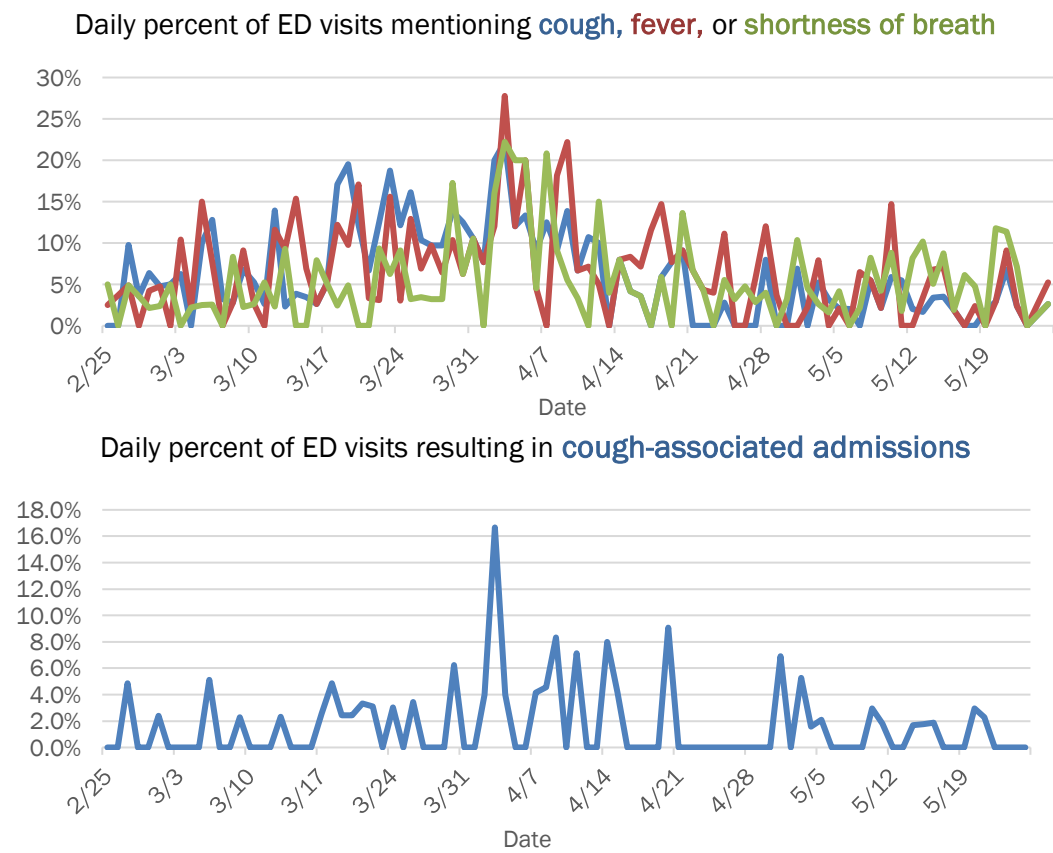
Laboratory testing for Florida residents and non-Florida residents over the past 2 weeks

Number and percent of positive labs

These counts include the number of people for whom the department received laboratory results by day. This percent is the number of people who test positive for the first time divided by all the people tested that day, excluding people who have previously tested positive.



Emergency department (ED) chief complaint and admission data for Suwannee County



The Electronic Surveillance System for the Early Notification of Community-Based Epidemics (ESSENCE-FL) includes chief complaint data from 211 of 212 Florida EDs. Data are transmitted electronically to ESSENCE-FL daily or hourly.

Coronavirus: summary for Taylor County

Data for May 26, 2020 (verified at 10 AM)

Data in this report are provisional and subject to change.

Confirmed cases

Total cases

14

Florida residents

14

Non-Florida residents

0

Gender for Florida residents

Men

6

Women

8

Unknown

0

Age for Florida residents

Range

20 - 70

Median age

40

Cases confirmed in Florida residents per day

2

3

2

1

3

5/12

5/13

5/14

5/15

5/16

5/17

5/18

5/19

5/20

5/21

5/22

5/23

5/24

5/25

Date case confirmed

Race, ethnicity	Cases	Hospitalizations	Deaths
White	14	0	0
Hispanic	0	0	0
Non-Hispanic	14	0	0
Unknown ethnicity	0	0	0
Black	0	0	0
Hispanic	0	0	0
Non-Hispanic	0	0	0
Unknown ethnicity	0	0	0
Other	0	0	0
Hispanic	0	0	0
Non-Hispanic	0	0	0
Unknown ethnicity	0	0	0
Unknown race	0	0	0
Hispanic	0	0	0
Non-Hispanic	0	0	0
Unknown ethnicity	0	0	0
Total	14	0	0

Hospitalization

counts include anyone who was hospitalized at some point during their illness. It does not reflect the number of people currently hospitalized.

Other race

includes any person with a race of American Indian/Alaskan native, Asian, native Hawaiian/Pacific Islander, or other.

Outcomes for Florida residents

Taylor

Hospitalizations

0

(0% of all cases)

Deaths

0

(0% of all cases)

Statewide

Hospitalizations

9,482

(19% of all cases)

Deaths

2,259

(4% of all cases)

Cases in facility staff/residents

Taylor

Long-term care

1

(7% of all cases)

Correctional

0

(0% of all cases)

Statewide

Long-term care

8,398

(16% of all cases)

Correctional

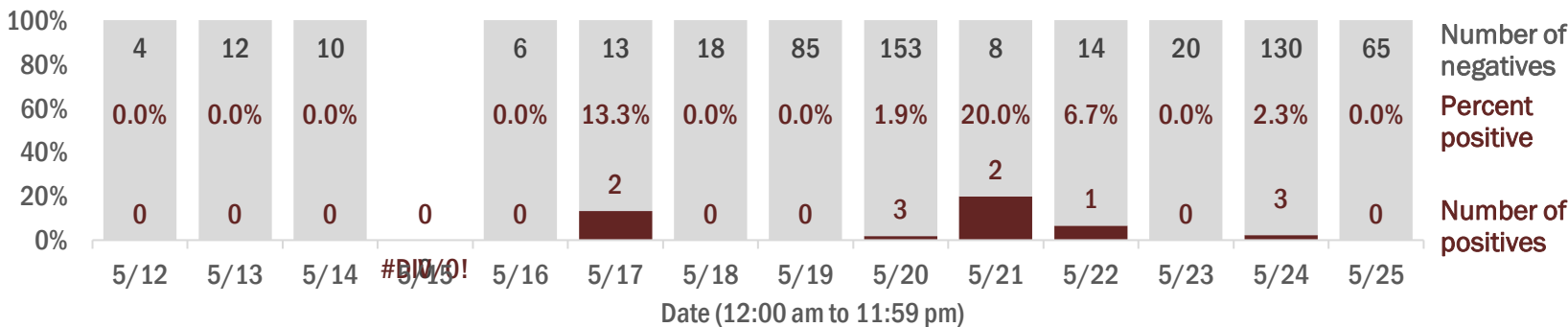
2,365

(5% of all cases)

Laboratory testing for Florida residents and non-Florida residents over the past 2 weeks

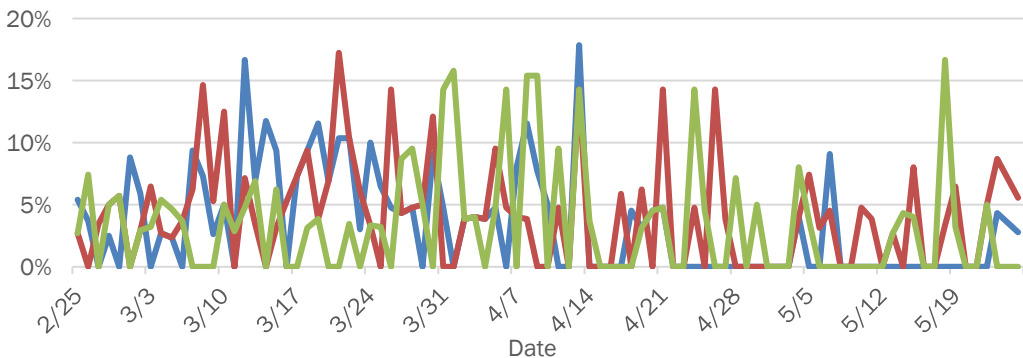
Number and percent of positive labs

These counts include the number of people for whom the department received laboratory results by day. This percent is the number of people who test positive for the first time divided by all the people tested that day, excluding people who have previously tested positive.

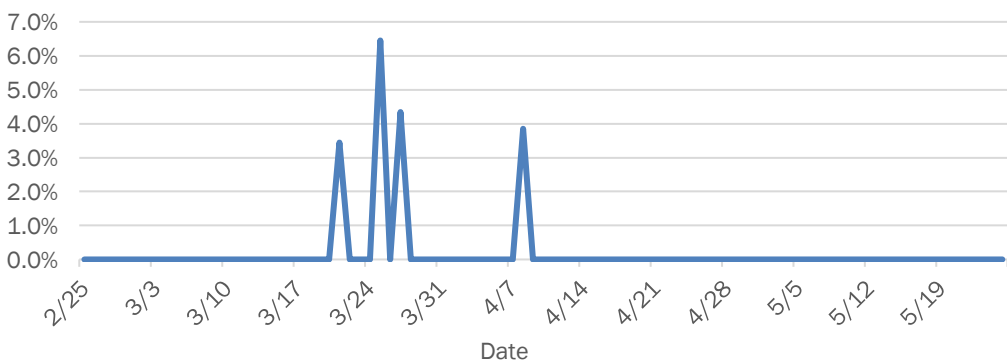


Emergency department (ED) chief complaint and admission data for Taylor County

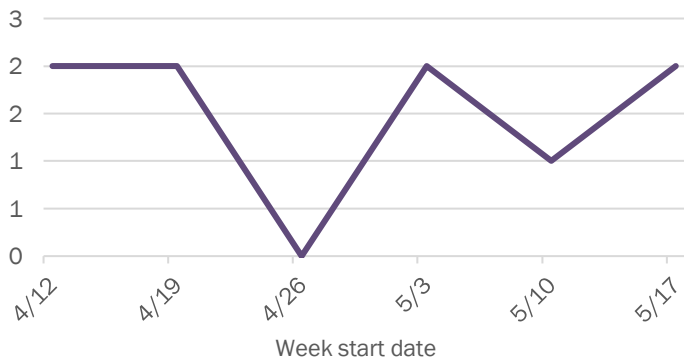
Daily percent of ED visits mentioning cough, fever, or shortness of breath



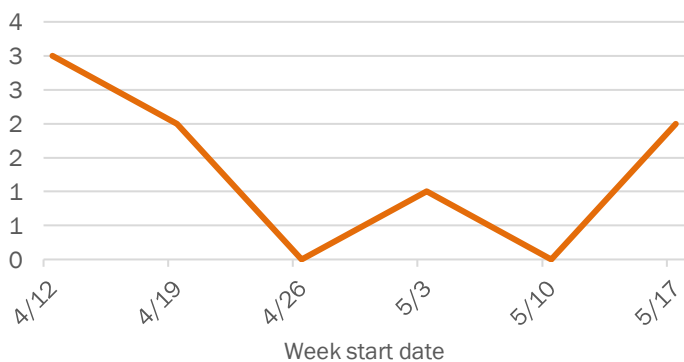
Daily percent of ED visits resulting in cough-associated admissions



Weekly count of ED visits for influenza-like illness



Weekly count of ED visits for COVID-like illness

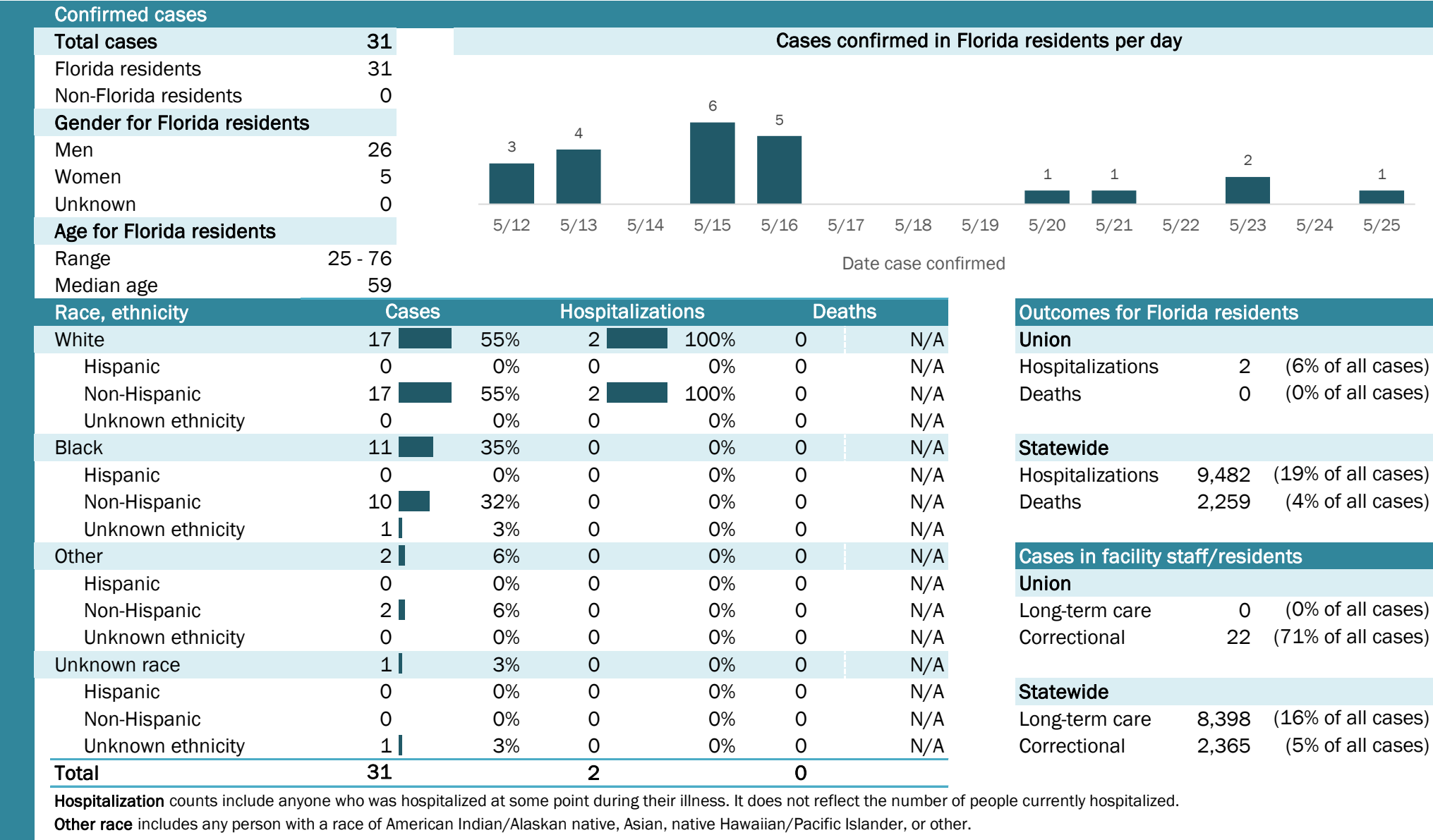


The Electronic Surveillance System for the Early Notification of Community-Based Epidemics (ESSENCE-FL) includes chief complaint data from 211 of 212 Florida EDs. Data are transmitted electronically to ESSENCE-FL daily or hourly.

Coronavirus: summary for Union County

Data for May 26, 2020 (verified at 10 AM)

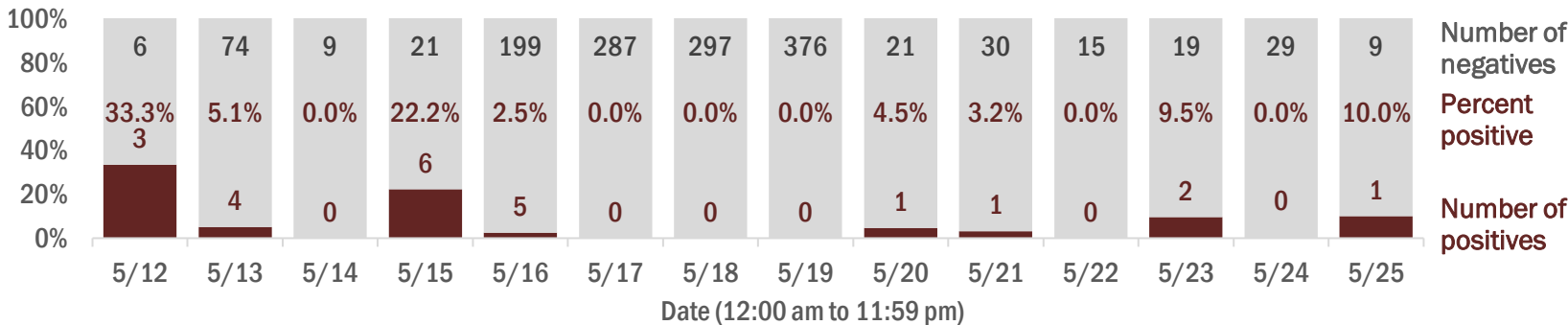
Data in this report are provisional and subject to change.



Laboratory testing for Florida residents and non-Florida residents over the past 2 weeks

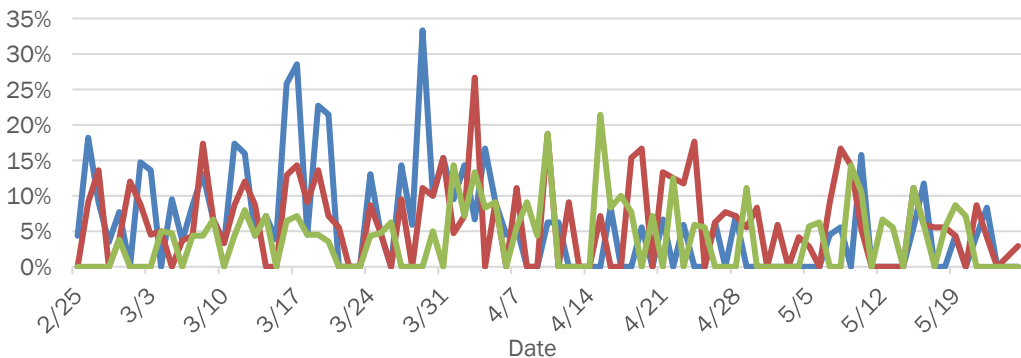
Number and percent of positive labs

These counts include the number of people for whom the department received laboratory results by day. This percent is the number of people who test positive for the first time divided by all the people tested that day, excluding people who have previously tested positive.

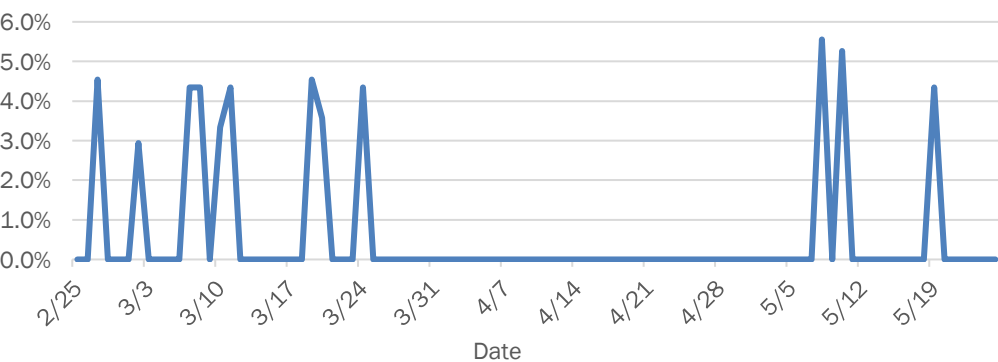


Emergency department (ED) chief complaint and admission data for Union County

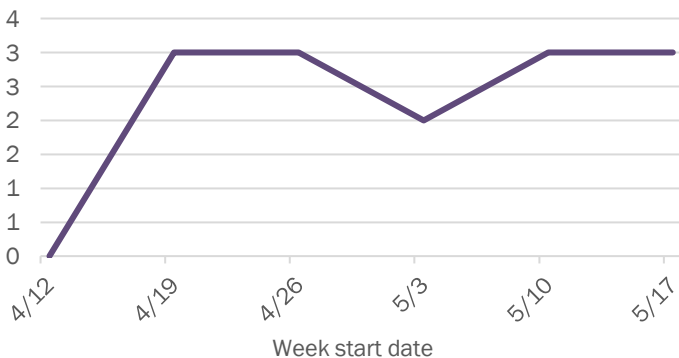
Daily percent of ED visits mentioning cough, fever, or shortness of breath



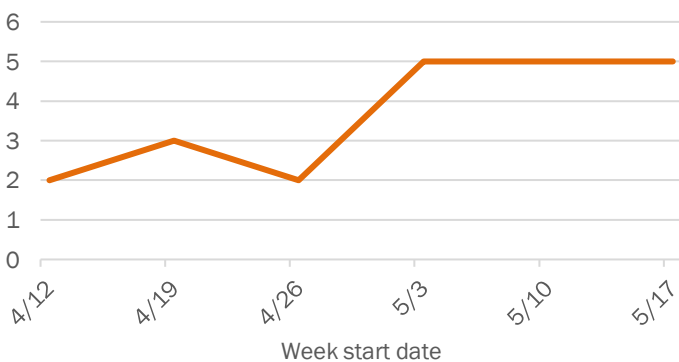
Daily percent of ED visits resulting in cough-associated admissions



Weekly count of ED visits for influenza-like illness



Weekly count of ED visits for COVID-like illness

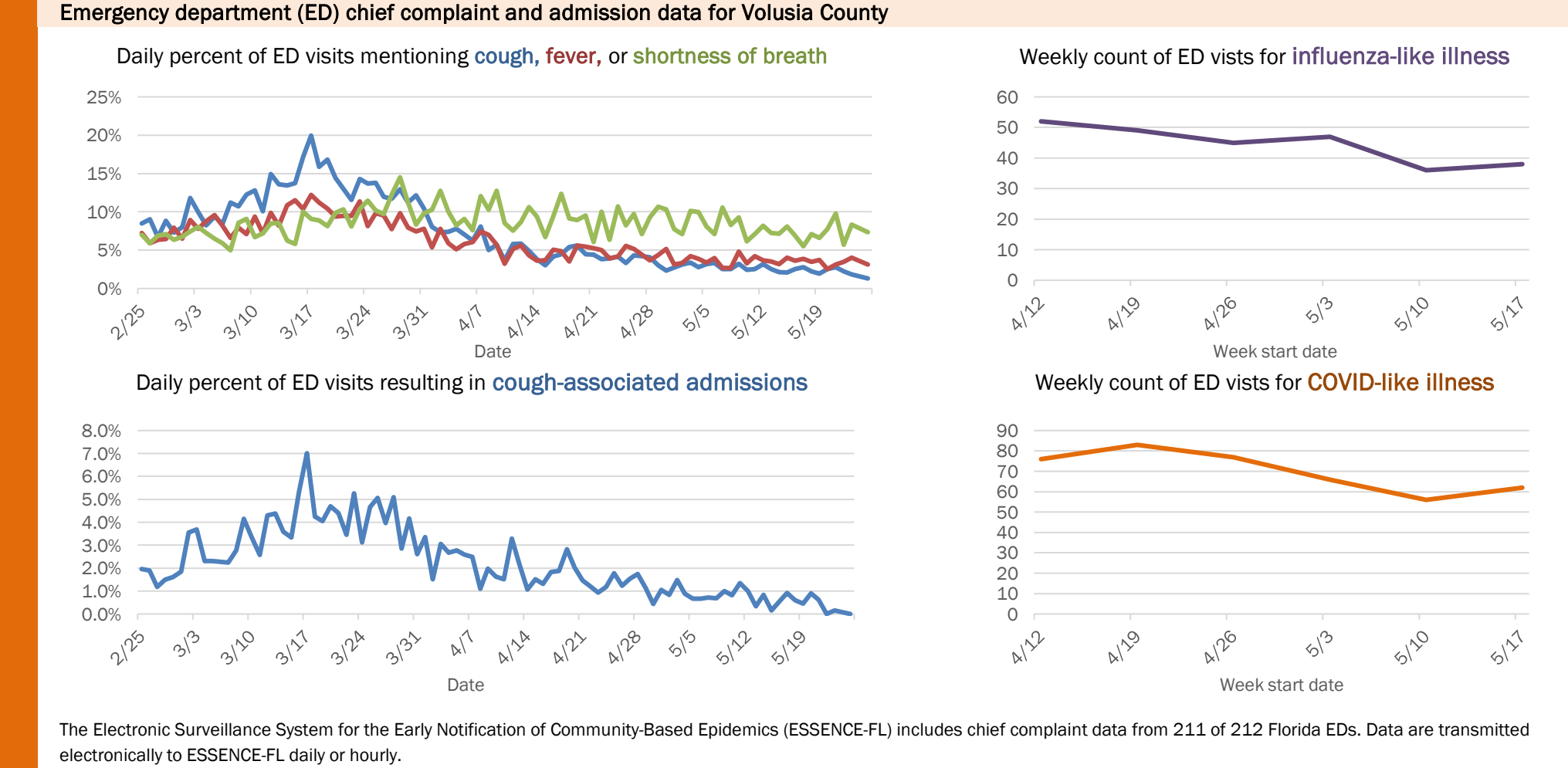
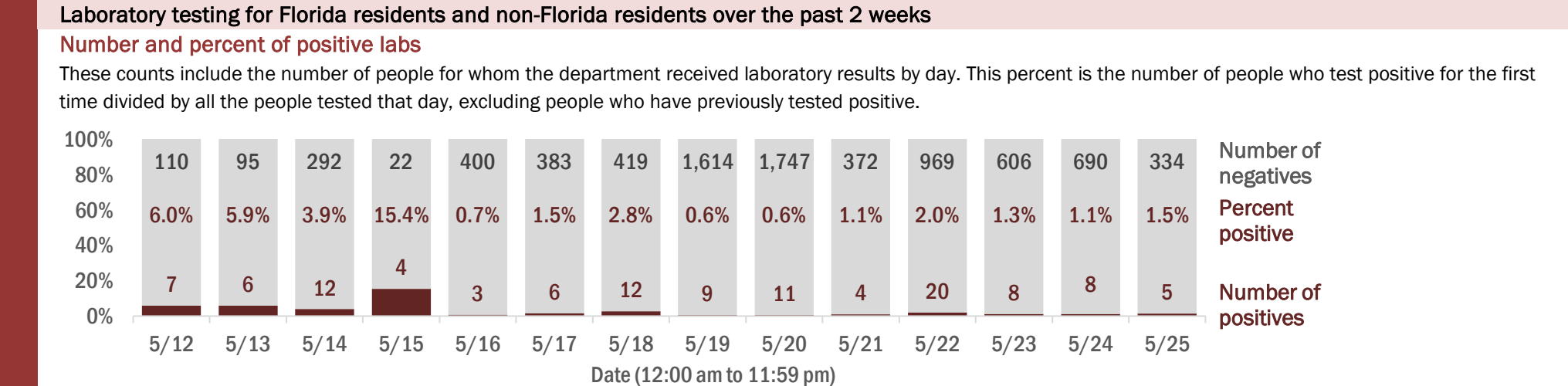
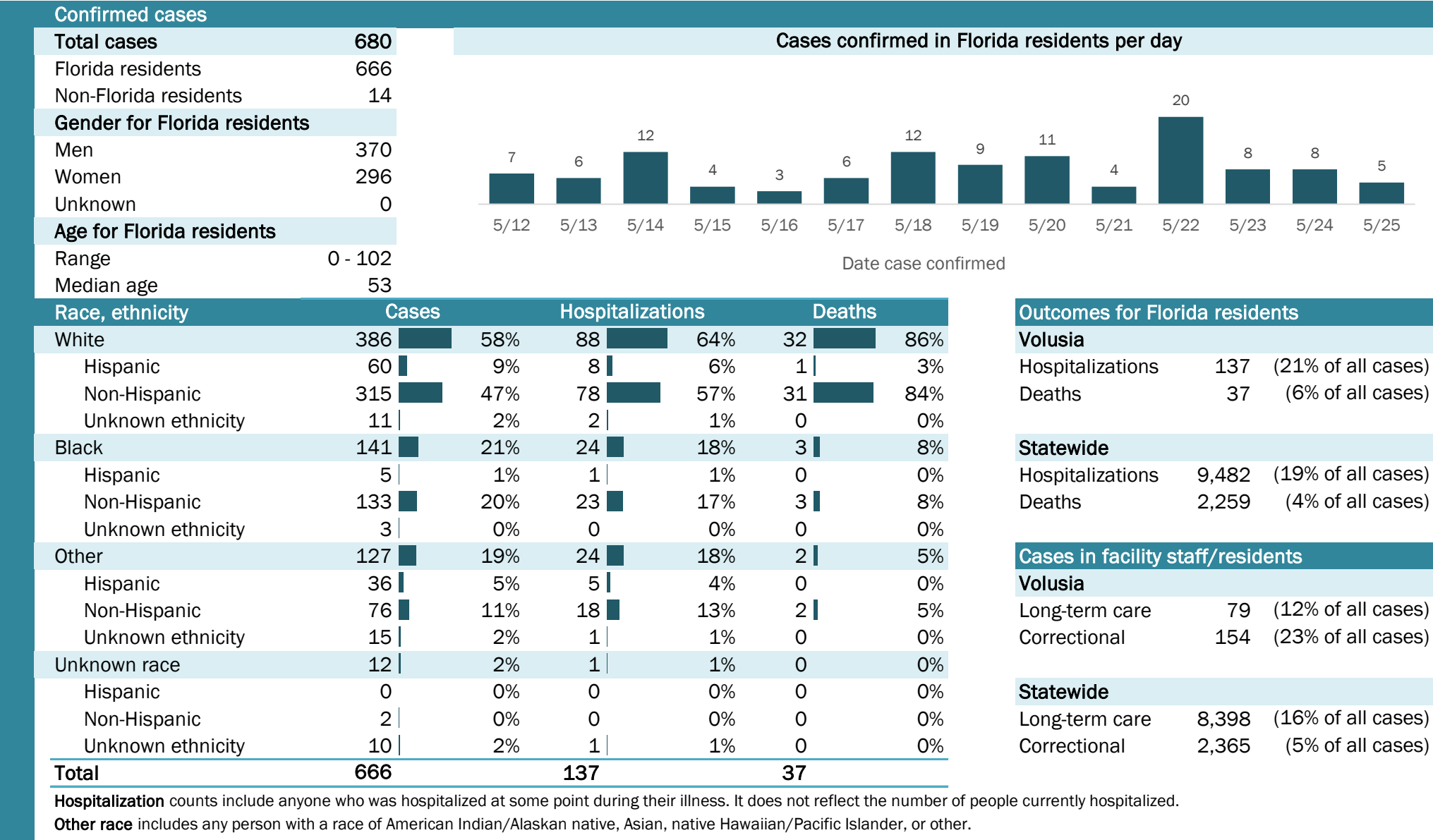


The Electronic Surveillance System for the Early Notification of Community-Based Epidemics (ESSENCE-FL) includes chief complaint data from 211 of 212 Florida EDs. Data are transmitted electronically to ESSENCE-FL daily or hourly.

Coronavirus: summary for Volusia County

Data for May 26, 2020 (verified at 10 AM)

Data in this report are provisional and subject to change.



Coronavirus: summary for Wakulla County

Data for May 26, 2020 (verified at 10 AM)

Data in this report are provisional and subject to change.

Confirmed cases

Total cases

32

Cases confirmed in Florida residents per day

1

5/125/135/145/155/165/175/185/195/205/215/225/235/245/25

Date case confirmed

Florida residents

30

Non-Florida residents

2

Gender for Florida residents

Men

9

Women

21

Unknown

0

Age for Florida residents

Range

19 - 86

Median age

47

Race, ethnicity	Cases	Hospitalizations	Deaths
White	1447%	240%	1100%
Hispanic	00%	00%	00%
Non-Hispanic	1447%	240%	1100%
Unknown ethnicity	00%	00%	00%
Black	1343%	240%	00%
Hispanic	00%	00%	00%
Non-Hispanic	1343%	240%	00%
Unknown ethnicity	00%	00%	00%
Other	310%	120%	00%
Hispanic	00%	00%	00%
Non-Hispanic	310%	120%	00%
Unknown ethnicity	00%	00%	00%
Unknown race	00%	00%	00%
Hispanic	00%	00%	00%
Non-Hispanic	00%	00%	00%
Unknown ethnicity	00%	00%	00%
Total	30	5	1

Hospitalization

counts include anyone who was hospitalized at some point during their illness. It does not reflect the number of people currently hospitalized.

Other race

includes any person with a race of American Indian/Alaskan native, Asian, native Hawaiian/Pacific Islander, or other.

Outcomes for Florida residents

Wakulla

Hospitalizations

5

(17% of all cases)

Deaths

1

(3% of all cases)

Statewide

Hospitalizations

9,482

(19% of all cases)

Deaths

2,259

(4% of all cases)

Cases in facility staff/residents

Wakulla

Long-term care

12

(40% of all cases)

Correctional

4

(13% of all cases)

Statewide

Long-term care

8,398

(16% of all cases)

Correctional

2,365

(5% of all cases)

Laboratory testing for Florida residents and non-Florida residents over the past 2 weeks

Number and percent of positive labs

These counts include the number of people for whom the department received laboratory results by day. This percent is the number of people who test positive for the first time divided by all the people tested that day, excluding people who have previously tested positive.

Date	Number of negatives	Percent positive	Number of positives
5/12	32	0.0%	0
5/13	23	0.0%	0
5/14	14	0.0%	0
5/15	2	0.0%	0
5/16	65	1.5%	1
5/17	16	0.0%	0
5/18	43	0.0%	0
5/19	166	0.0%	0
5/20	64	0.0%	0
5/21	69	0.0%	0
5/22	64	0.0%	0
5/23	18	0.0%	0
5/24	64	0.0%	0
5/25	18	0.0%	0

Emergency department (ED) chief complaint and admission data for Wakulla County

Daily percent of ED visits mentioning cough, fever, or shortness of breath

Daily percent of ED visits resulting in cough-associated admissions

Weekly count of ED visits for influenza-like illness

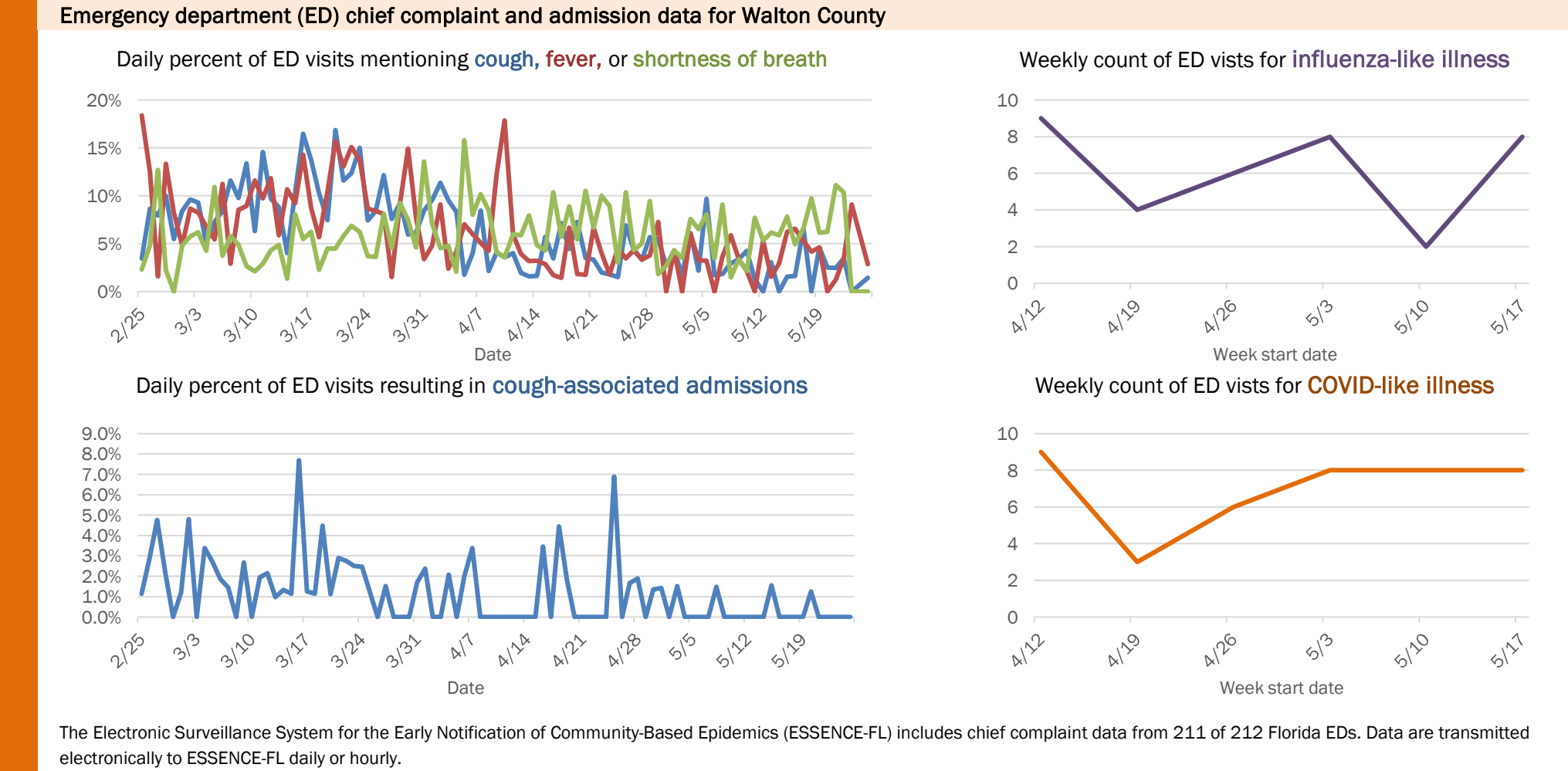
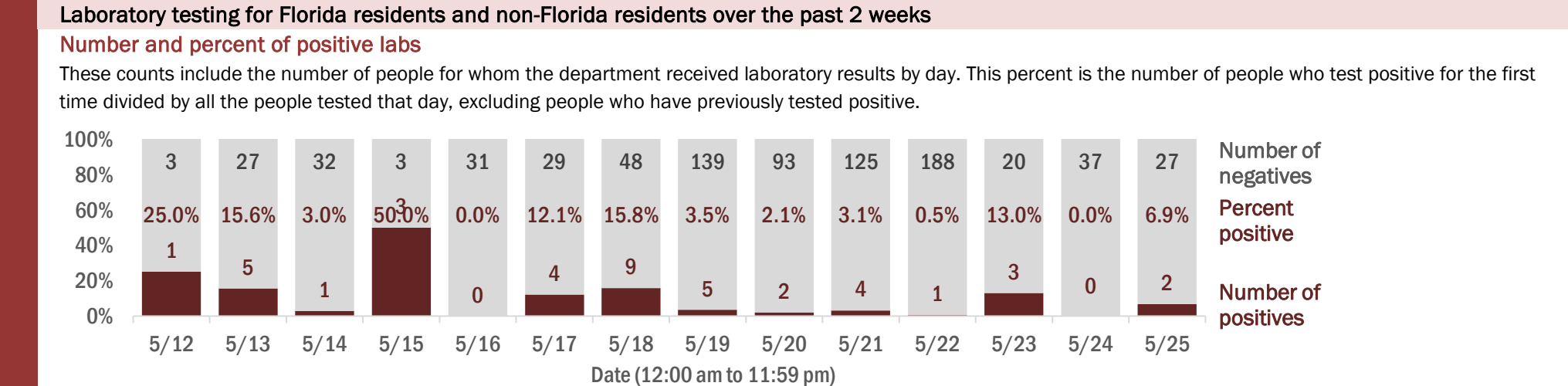
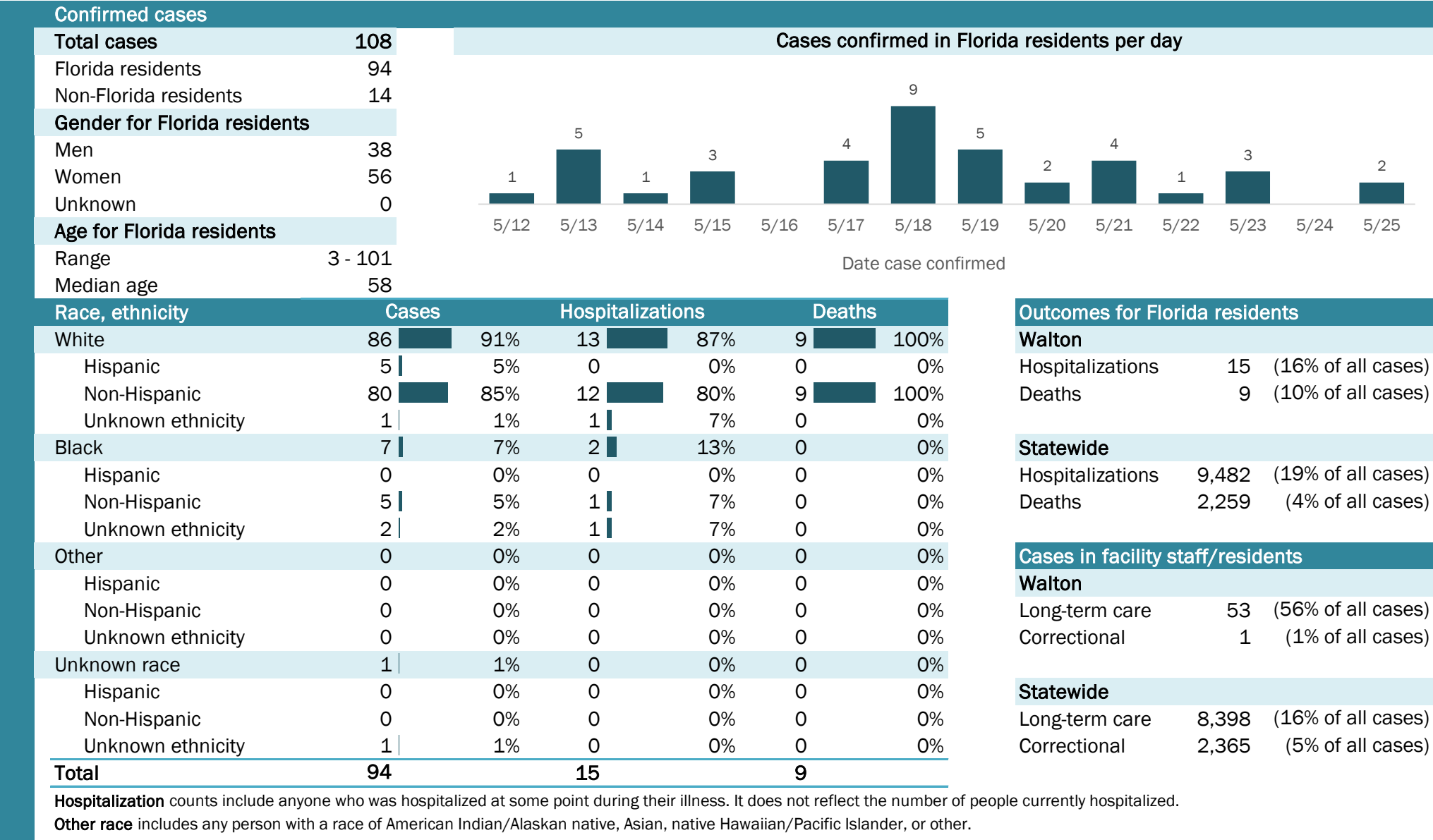
Weekly count of ED visits for COVID-like illness

The Electronic Surveillance System for the Early Notification of Community-Based Epidemics (ESSENCE-FL) includes chief complaint data from 211 of 212 Florida EDs. Data are transmitted electronically to ESSENCE-FL daily or hourly.

Coronavirus: summary for Walton County

Data for May 26, 2020 (verified at 10 AM)

Data in this report are provisional and subject to change.



The Electronic Surveillance System for the Early Notification of Community-Based Epidemics (ESSENCE-FL) includes chief complaint data from 211 of 212 Florida EDs. Data are transmitted electronically to ESSENCE-FL daily or hourly.

Coronavirus: summary for Washington County

Data for May 26, 2020 (verified at 10 AM)

Data in this report are provisional and subject to change.

Confirmed cases

Total cases	50
Florida residents	50
Non-Florida residents	0
Gender for Florida residents	
Men	25
Women	24
Unknown	1
Age for Florida residents	
Range	16 - 99
Median age	66

Cases confirmed in Florida residents per day

Date	Cases
5/12	0
5/13	0
5/14	1
5/15	0
5/16	0
5/17	0
5/18	1
5/19	0
5/20	5
5/21	5
5/22	2
5/23	0
5/24	19
5/25	4

Race, ethnicity	Cases	Hospitalizations	Deaths
White	21 (42%)	3 (38%)	1 (50%)
Hispanic	0 (0%)	0 (0%)	0 (0%)
Non-Hispanic	20 (40%)	2 (25%)	1 (50%)
Unknown ethnicity	1 (2%)	1 (13%)	0 (0%)
Black	1 (2%)	1 (13%)	0 (0%)
Hispanic	0 (0%)	0 (0%)	0 (0%)
Non-Hispanic	1 (2%)	1 (13%)	0 (0%)
Unknown ethnicity	0 (0%)	0 (0%)	0 (0%)
Other	0 (0%)	0 (0%)	0 (0%)
Hispanic	0 (0%)	0 (0%)	0 (0%)
Non-Hispanic	0 (0%)	0 (0%)	0 (0%)
Unknown ethnicity	0 (0%)	0 (0%)	0 (0%)
Unknown race	28 (56%)	4 (50%)	1 (50%)
Hispanic	0 (0%)	0 (0%)	0 (0%)
Non-Hispanic	0 (0%)	0 (0%)	0 (0%)
Unknown ethnicity	28 (56%)	4 (50%)	1 (50%)
Total	50	8	2

Hospitalization counts include anyone who was hospitalized at some point during their illness. It does not reflect the number of people currently hospitalized.

Other race includes any person with a race of American Indian/Alaskan native, Asian, native Hawaiian/Pacific Islander, or other.

Outcomes for Florida residents

Washington

Hospitalizations	8	(16% of all cases)
Deaths	2	(4% of all cases)

Statewide

Hospitalizations	9,482	(19% of all cases)
Deaths	2,259	(4% of all cases)

Cases in facility staff/residents

Washington

Long-term care	33	(66% of all cases)
Correctional	0	(0% of all cases)

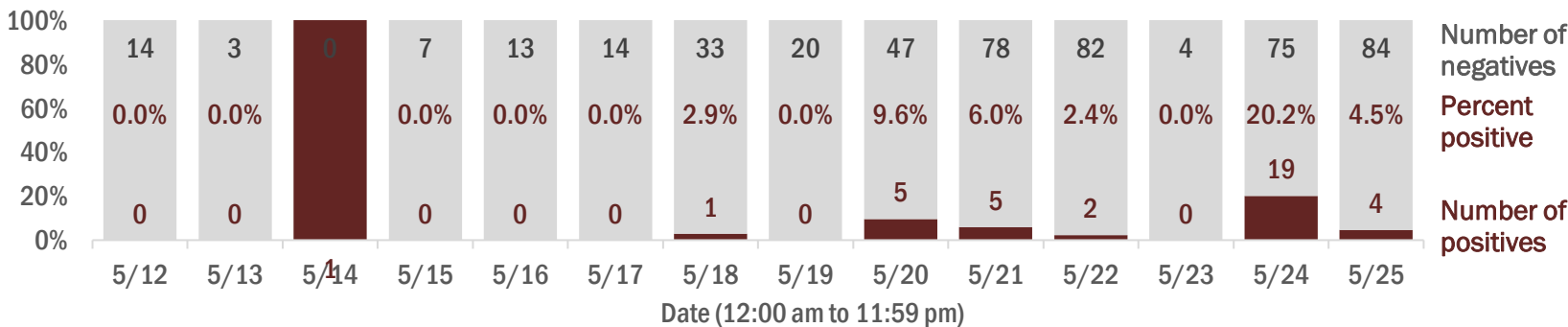
Statewide

Long-term care	8,398	(16% of all cases)
Correctional	2,365	(5% of all cases)

Laboratory testing for Florida residents and non-Florida residents over the past 2 weeks

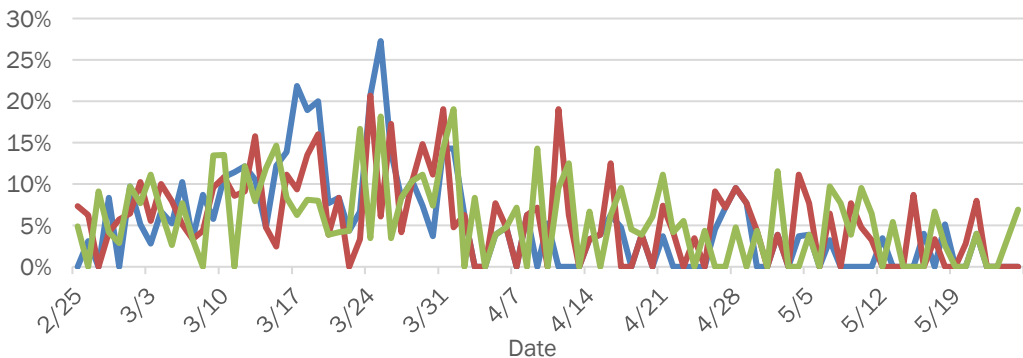
Number and percent of positive labs

These counts include the number of people for whom the department received laboratory results by day. This percent is the number of people who test positive for the first time divided by all the people tested that day, excluding people who have previously tested positive.

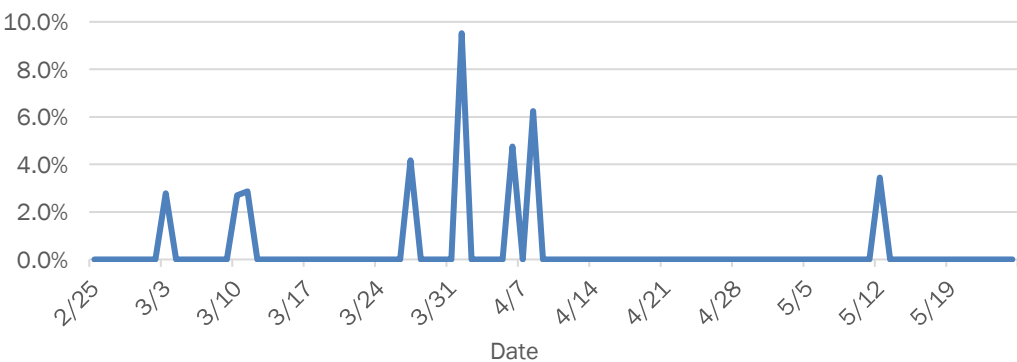


Emergency department (ED) chief complaint and admission data for Washington County

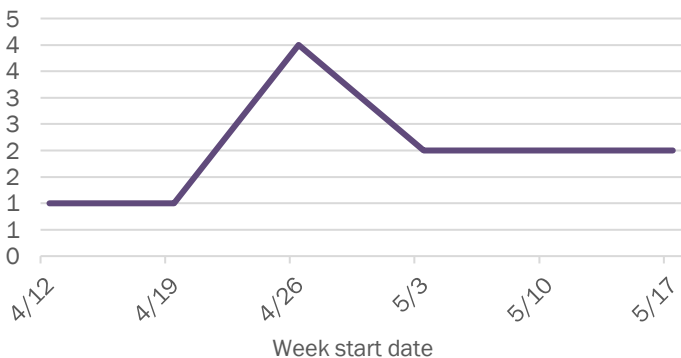
Daily percent of ED visits mentioning cough, fever, or shortness of breath



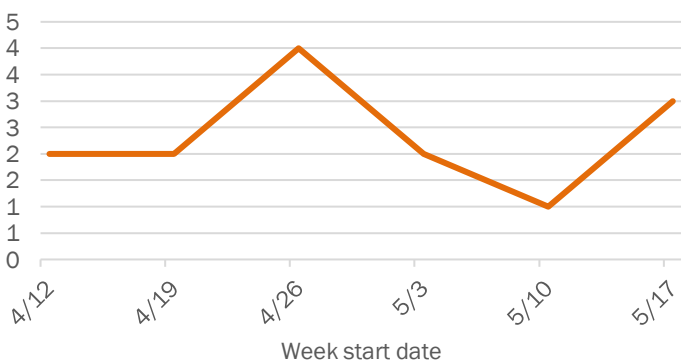
Daily percent of ED visits resulting in cough-associated admissions



Weekly count of ED visits for influenza-like illness



Weekly count of ED visits for COVID-like illness



The Electronic Surveillance System for the Early Notification of Community-Based Epidemics (ESSENCE-FL) includes chief complaint data from 211 of 212 Florida EDs. Data are transmitted electronically to ESSENCE-FL daily or hourly.