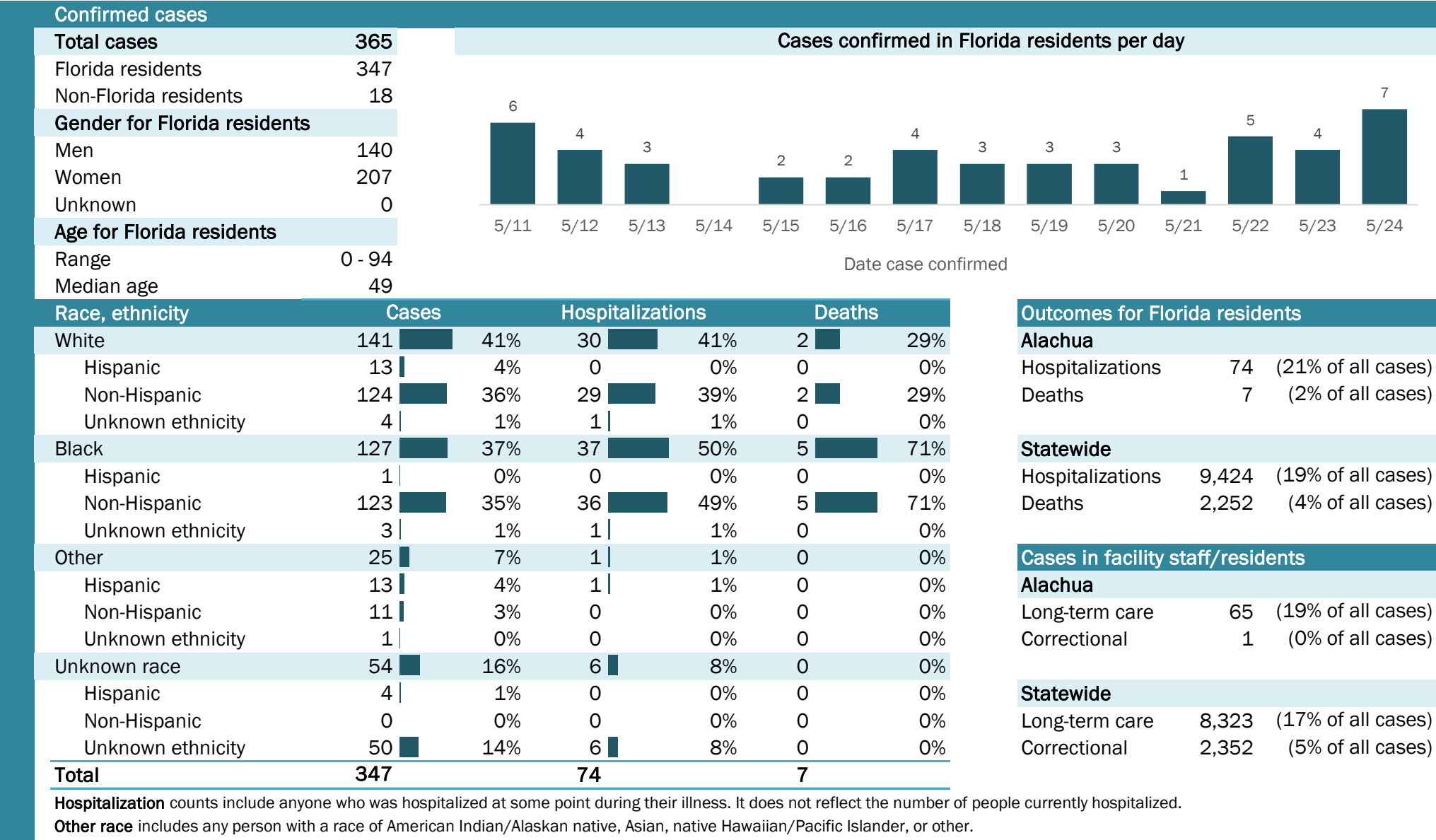


# Coronavirus: summary for Alachua County

Data for May 25, 2020 (verified at 10 AM)

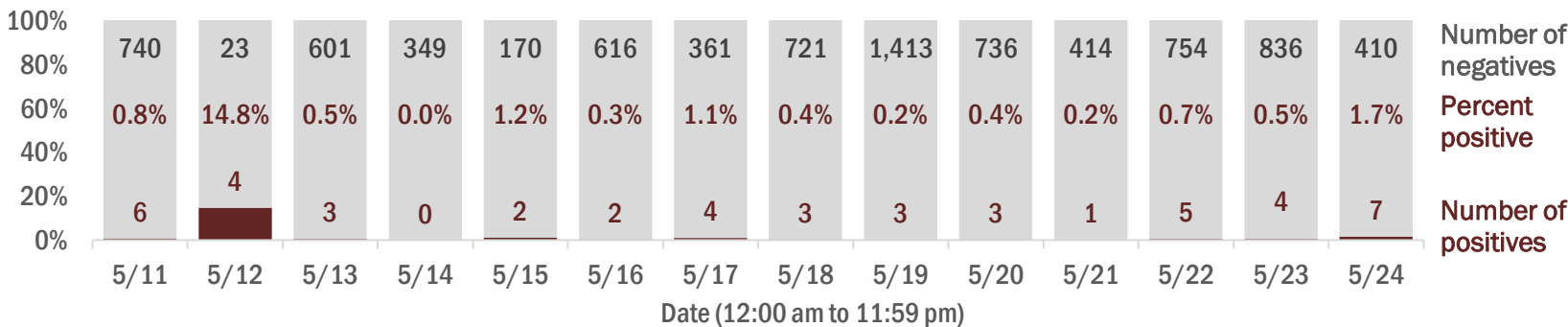
Data in this report are provisional and subject to change.



## Laboratory testing for Florida residents and non-Florida residents over the past 2 weeks

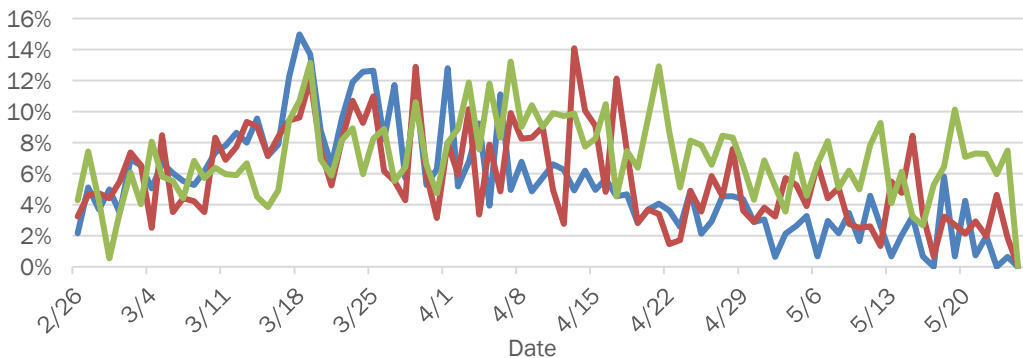
### Number and percent of positive labs

These counts include the number of people for whom the department received laboratory results by day. This percent is the number of people who test positive for the first time divided by all the people tested that day, excluding people who have previously tested positive.

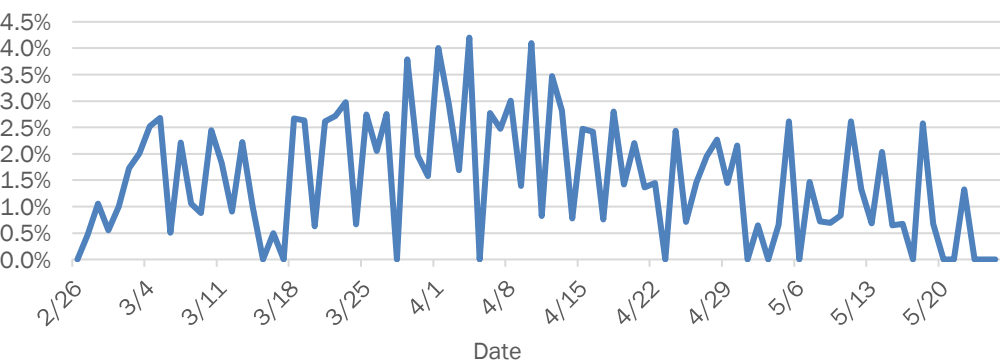


## Emergency department (ED) chief complaint and admission data for Alachua County

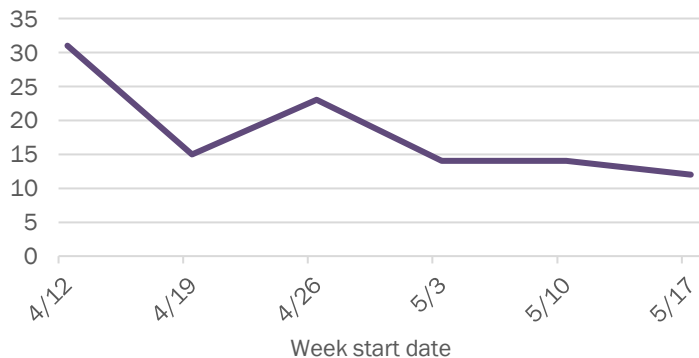
### Daily percent of ED visits mentioning cough, fever, or shortness of breath



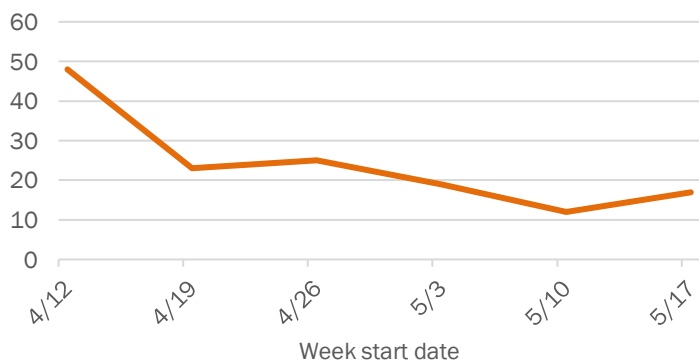
### Daily percent of ED visits resulting in cough-associated admissions



### Weekly count of ED visits for influenza-like illness



### Weekly count of ED visits for COVID-like illness

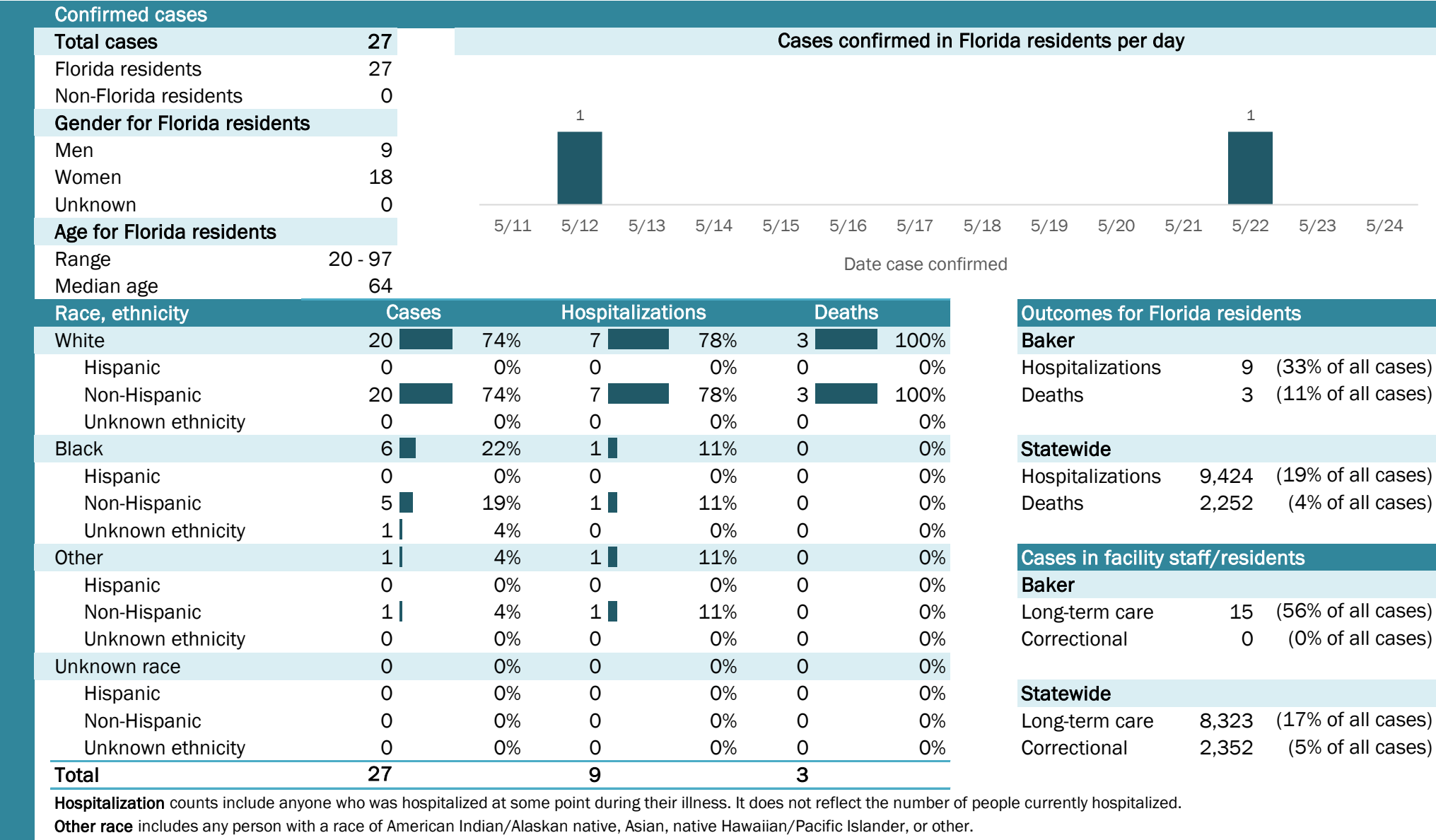


The Electronic Surveillance System for the Early Notification of Community-Based Epidemics (ESSENCE-FL) includes chief complaint data from 211 of 212 Florida EDs. Data are transmitted electronically to ESSENCE-FL daily or hourly.

# Coronavirus: summary for Baker County

Data for May 25, 2020 (verified at 10 AM)

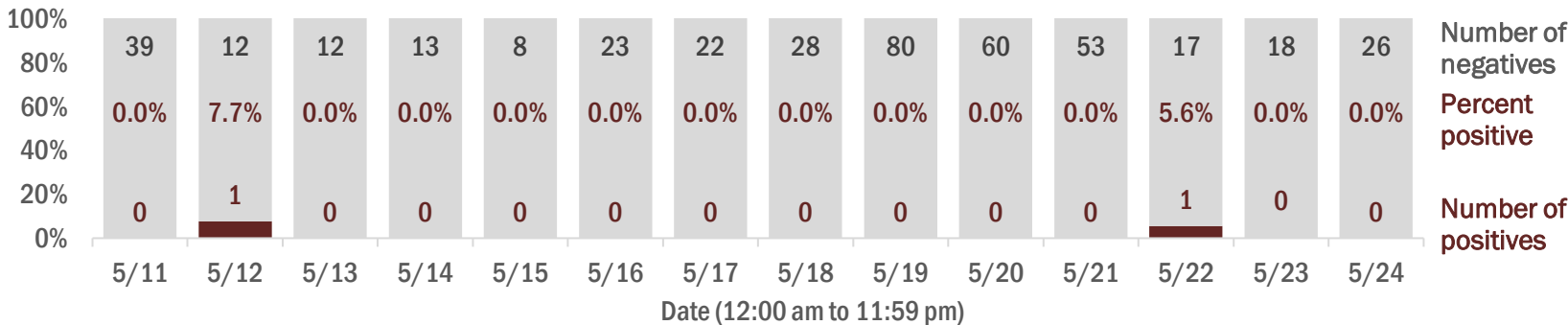
Data in this report are provisional and subject to change.



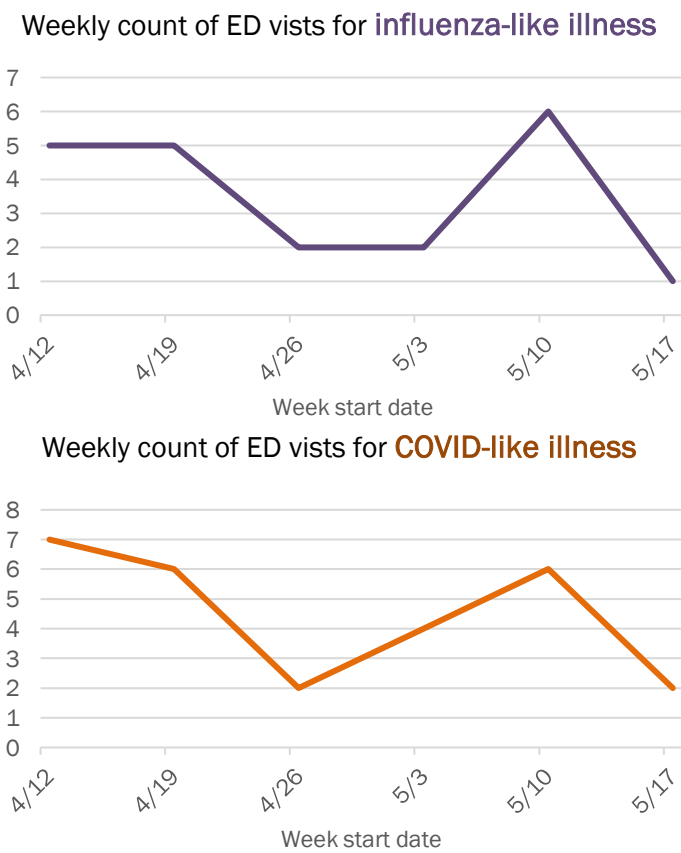
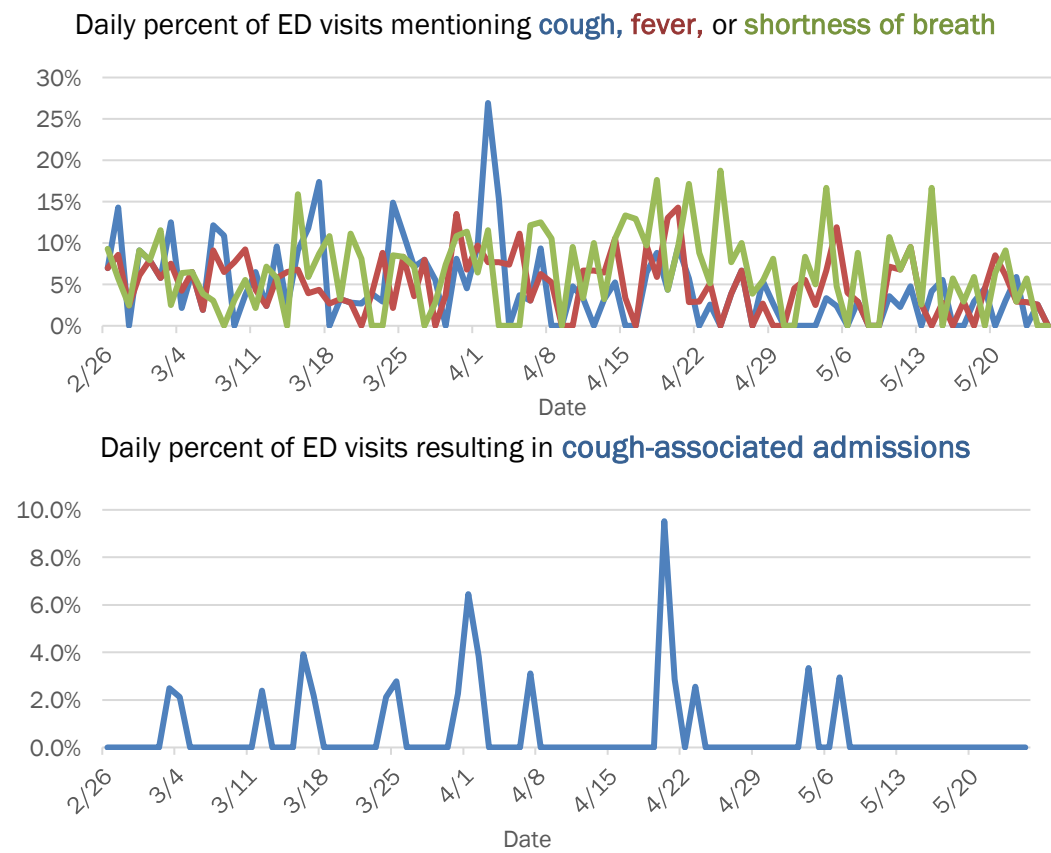
## Laboratory testing for Florida residents and non-Florida residents over the past 2 weeks

### Number and percent of positive labs

These counts include the number of people for whom the department received laboratory results by day. This percent is the number of people who test positive for the first time divided by all the people tested that day, excluding people who have previously tested positive.



## Emergency department (ED) chief complaint and admission data for Baker County

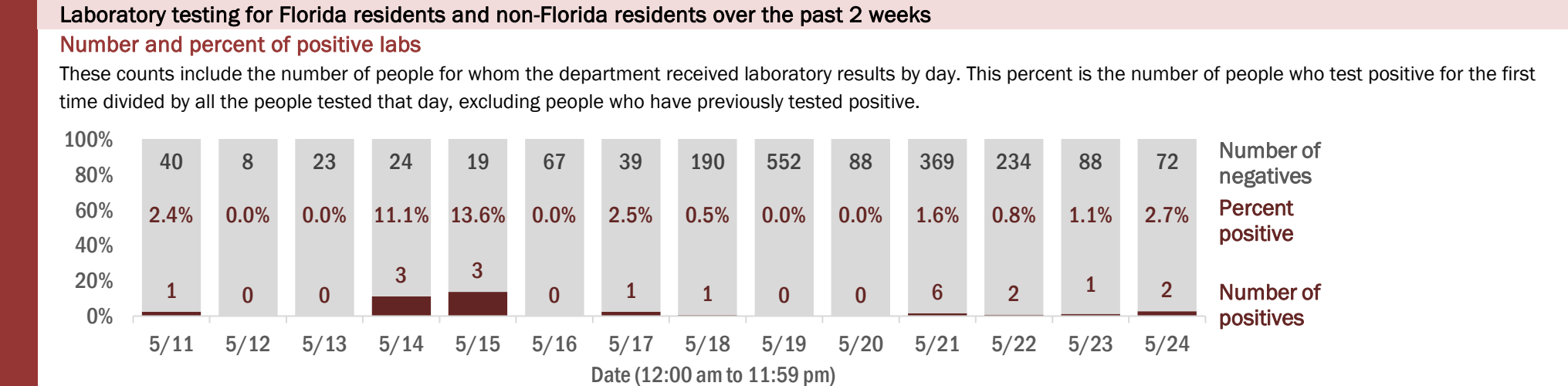
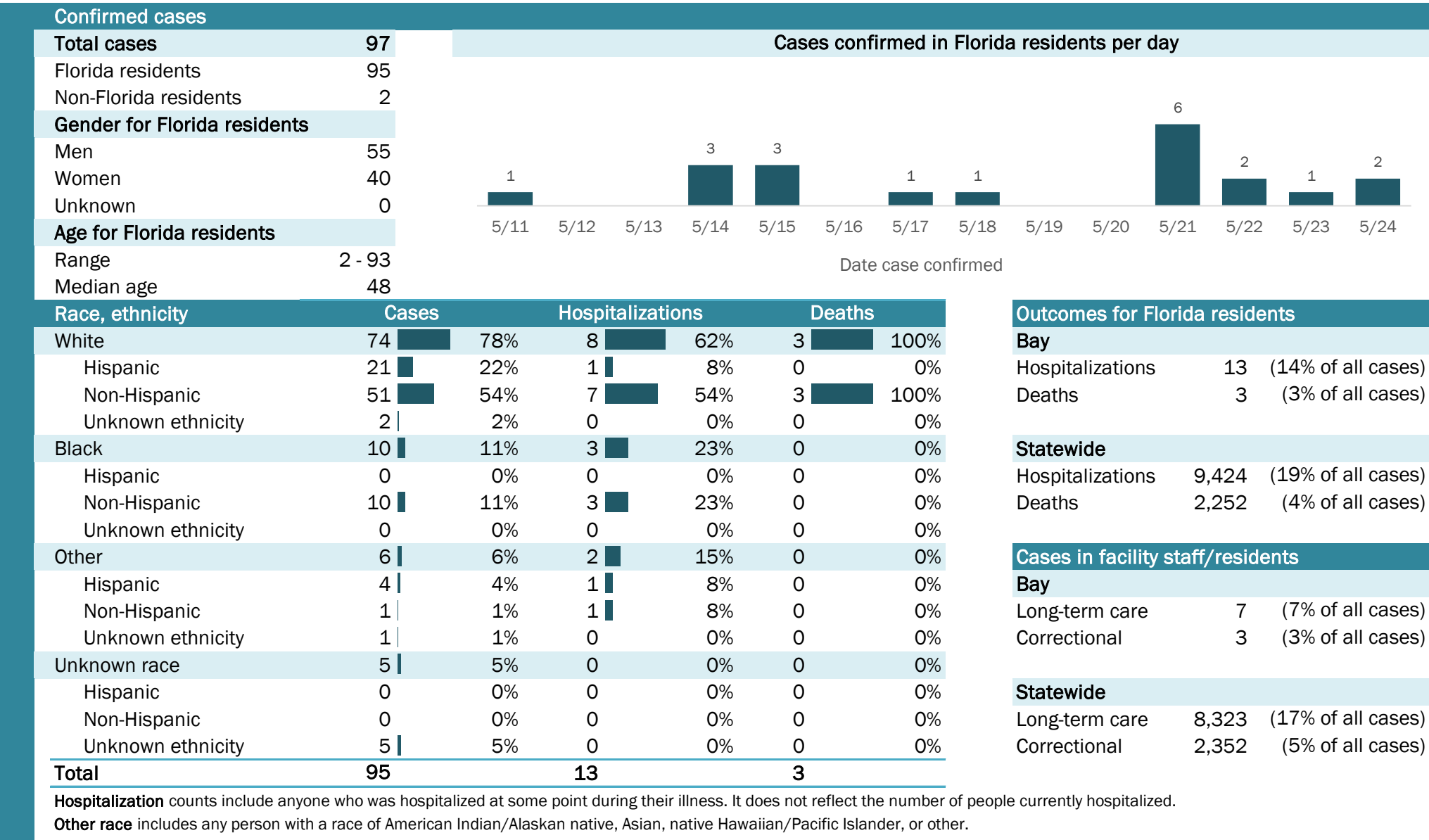


The Electronic Surveillance System for the Early Notification of Community-Based Epidemics (ESSENCE-FL) includes chief complaint data from 211 of 212 Florida EDs. Data are transmitted electronically to ESSENCE-FL daily or hourly.

# Coronavirus: summary for Bay County

Data for May 25, 2020 (verified at 10 AM)

Data in this report are provisional and subject to change.



# Coronavirus: summary for Bradford County

Data for May 25, 2020 (verified at 10 AM)

Data in this report are provisional and subject to change.

Confirmed cases

Total cases	51
Florida residents	51
Non-Florida residents	0
Gender for Florida residents	
Men	10
Women	41
Unknown	0
Age for Florida residents	
Range	8 - 107
Median age	72

Cases confirmed in Florida residents per day

Date	Cases
5/11	0
5/12	0
5/13	0
5/14	1
5/15	0
5/16	1
5/17	0
5/18	0
5/19	0
5/20	0
5/21	0
5/22	0
5/23	1
5/24	0

Race, ethnicity	Cases	Hospitalizations	Deaths
White	45 (88%)	9 (82%)	2 (100%)
Hispanic	0 (0%)	0 (0%)	0 (0%)
Non-Hispanic	45 (88%)	9 (82%)	2 (100%)
Unknown ethnicity	0 (0%)	0 (0%)	0 (0%)
Black	5 (10%)	1 (9%)	0 (0%)
Hispanic	0 (0%)	0 (0%)	0 (0%)
Non-Hispanic	5 (10%)	1 (9%)	0 (0%)
Unknown ethnicity	0 (0%)	0 (0%)	0 (0%)
Other	1 (2%)	1 (9%)	0 (0%)
Hispanic	0 (0%)	0 (0%)	0 (0%)
Non-Hispanic	1 (2%)	1 (9%)	0 (0%)
Unknown ethnicity	0 (0%)	0 (0%)	0 (0%)
Unknown race	0 (0%)	0 (0%)	0 (0%)
Hispanic	0 (0%)	0 (0%)	0 (0%)
Non-Hispanic	0 (0%)	0 (0%)	0 (0%)
Unknown ethnicity	0 (0%)	0 (0%)	0 (0%)
Total	51	11	2

Outcomes for Florida residents

Bradford

Hospitalizations	11	(22% of all cases)
Deaths	2	(4% of all cases)

Statewide

Hospitalizations	9,424	(19% of all cases)
Deaths	2,252	(4% of all cases)

Cases in facility staff/residents

Bradford

Long-term care	28	(55% of all cases)
Correctional	0	(0% of all cases)

Statewide

Long-term care	8,323	(17% of all cases)
Correctional	2,352	(5% of all cases)

Hospitalization counts include anyone who was hospitalized at some point during their illness. It does not reflect the number of people currently hospitalized.

Other race includes any person with a race of American Indian/Alaskan native, Asian, native Hawaiian/Pacific Islander, or other.

Laboratory testing for Florida residents and non-Florida residents over the past 2 weeks

Number and percent of positive labs

These counts include the number of people for whom the department received laboratory results by day. This percent is the number of people who test positive for the first time divided by all the people tested that day, excluding people who have previously tested positive.

Date	Number of negatives	Percent positive	Number of positives
5/11	54	0.0%	0
5/12	59	0.0%	0
5/13	18	0.0%	0
5/14	26	3.7%	1
5/15	8	0.0%	0
5/16	41	2.4%	1
5/17	52	0.0%	0
5/18	36	0.0%	0
5/19	114	0.0%	0
5/20	115	0.0%	0
5/21	19	0.0%	0
5/22	23	0.0%	0
5/23	36	2.7%	1
5/24	83	0.0%	0

Emergency department (ED) chief complaint and admission data for Bradford County

Daily percent of ED visits mentioning cough, fever, or shortness of breath

Daily percent of ED visits resulting in cough-associated admissions

Weekly count of ED visits for influenza-like illness

Weekly count of ED visits for COVID-like illness

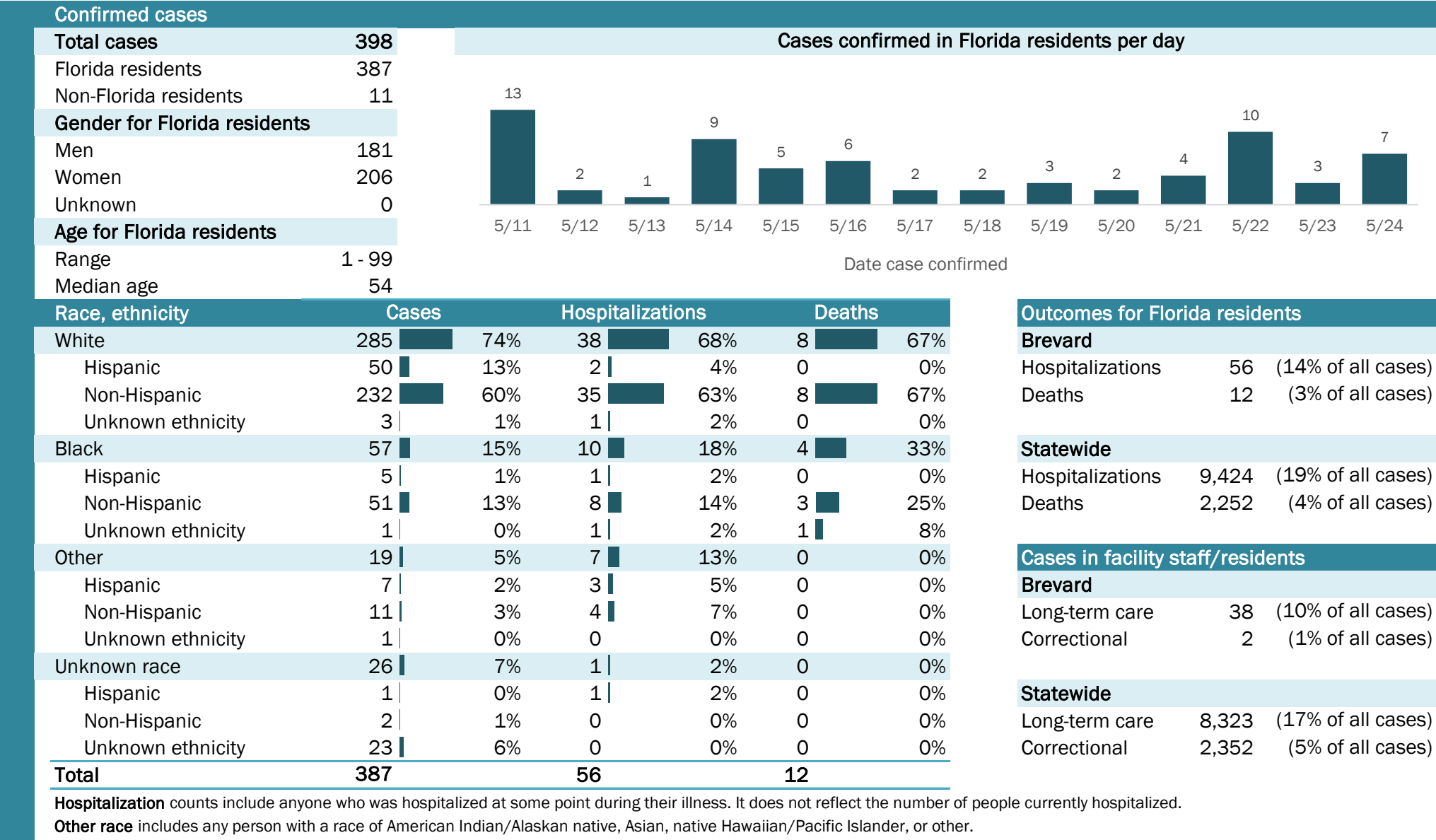
The Electronic Surveillance System for the Early Notification of Community-Based Epidemics (ESSENCE-FL) includes chief complaint data from 211 of 212 Florida EDs. Data are transmitted electronically to ESSENCE-FL daily or hourly.



# Coronavirus: summary for Brevard County

Data for May 25, 2020 (verified at 10 AM)

Data in this report are provisional and subject to change.



# Coronavirus: summary for Broward County

Data for May 25, 2020 (verified at 10 AM)

Data in this report are provisional and subject to change.

Confirmed cases

Total cases

6,760

Florida residents

6,596

Non-Florida residents

164

Gender for Florida residents

Men

3,264

Women

3,332

Unknown

0

Age for Florida residents

Range

0 - 102

Median age

50

Cases confirmed in Florida residents per day

67

59

52

69

41

81

78

48

46

97

63

72

42

79

5/11

5/12

5/13

5/14

5/15

5/16

5/17

5/18

5/19

5/20

5/21

5/22

5/23

5/24

Date case confirmed

Race, ethnicity	Cases	Hospitalizations	Deaths
White	3,328	615	157
Hispanic	1,694	220	22
Non-Hispanic	1,622	395	135
Unknown ethnicity	12	0	0
Black	2,436	663	110
Hispanic	154	42	2
Non-Hispanic	2,275	621	108
Unknown ethnicity	7	0	0
Other	637	130	29
Hispanic	333	57	8
Non-Hispanic	298	73	21
Unknown ethnicity	6	0	0
Unknown race	195	11	2
Hispanic	23	3	0
Non-Hispanic	18	4	1
Unknown ethnicity	154	4	1
Total	6,596	1,419	298

Hospitalization

counts include anyone who was hospitalized at some point during their illness. It does not reflect the number of people currently hospitalized.

Other race

includes any person with a race of American Indian/Alaskan native, Asian, native Hawaiian/Pacific Islander, or other.

Outcomes for Florida residents

Broward

Hospitalizations

1,419

(22% of all cases)

Deaths

298

(5% of all cases)

Statewide

Hospitalizations

9,424

(19% of all cases)

Deaths

2,252

(4% of all cases)

Cases in facility staff/residents

Broward

Long-term care

893

(14% of all cases)

Correctional

126

(2% of all cases)

Statewide

Long-term care

8,323

(17% of all cases)

Correctional

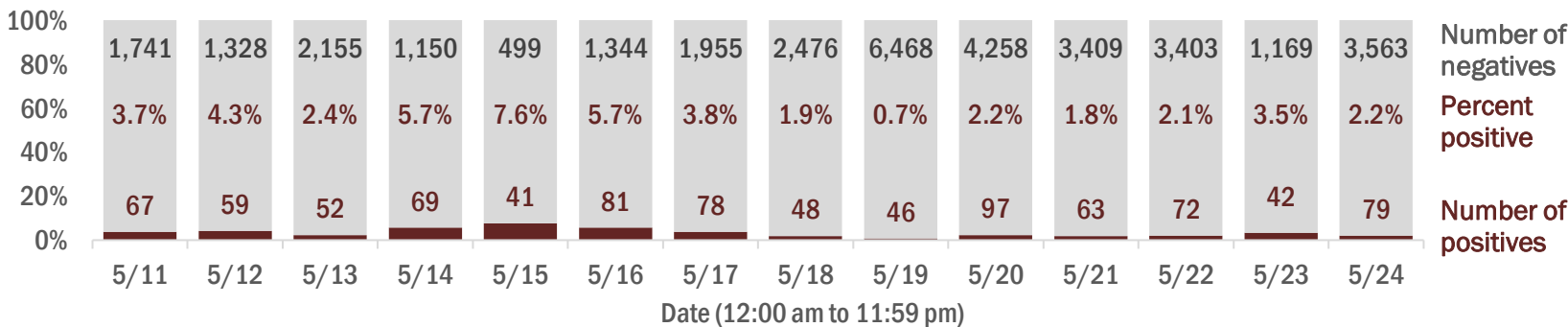
2,352

(5% of all cases)

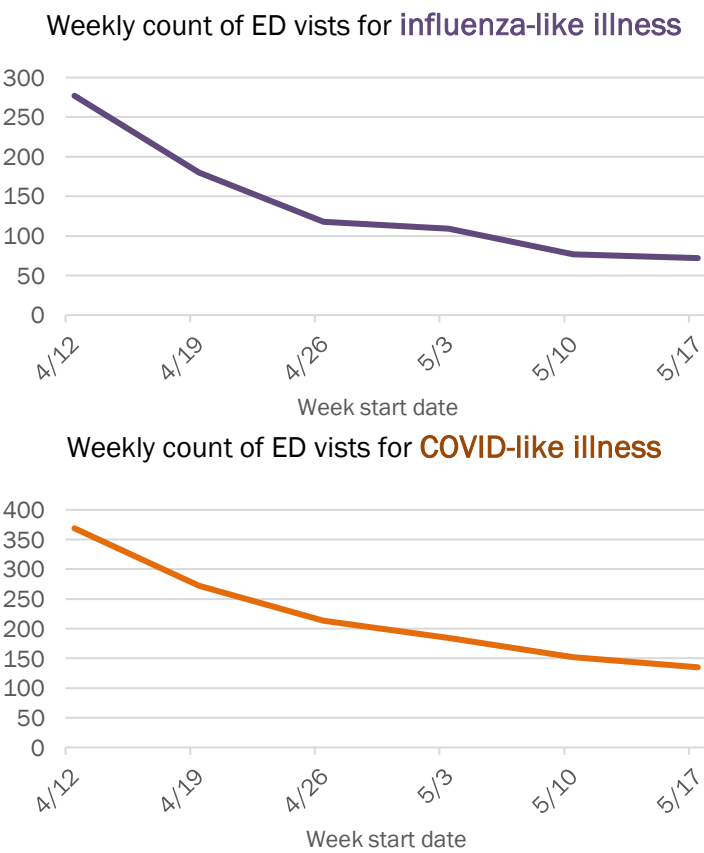
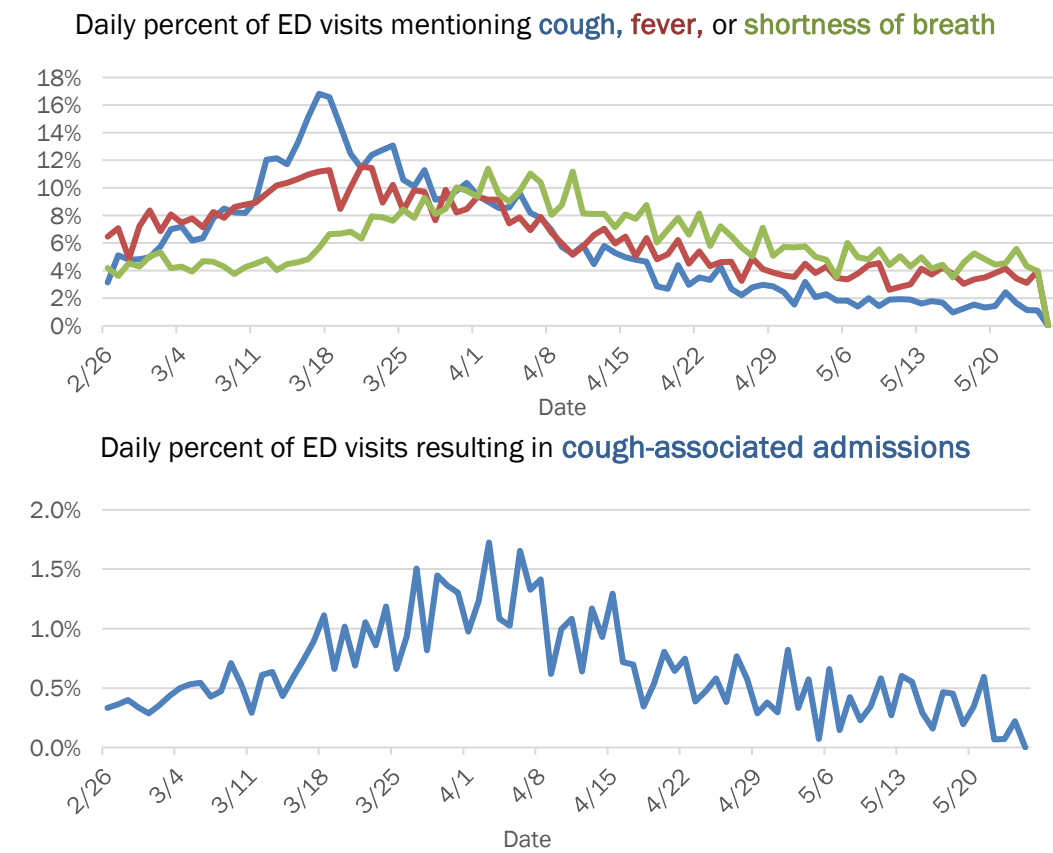
## Laboratory testing for Florida residents and non-Florida residents over the past 2 weeks

### Number and percent of positive labs

These counts include the number of people for whom the department received laboratory results by day. This percent is the number of people who test positive for the first time divided by all the people tested that day, excluding people who have previously tested positive.



## Emergency department (ED) chief complaint and admission data for Broward County

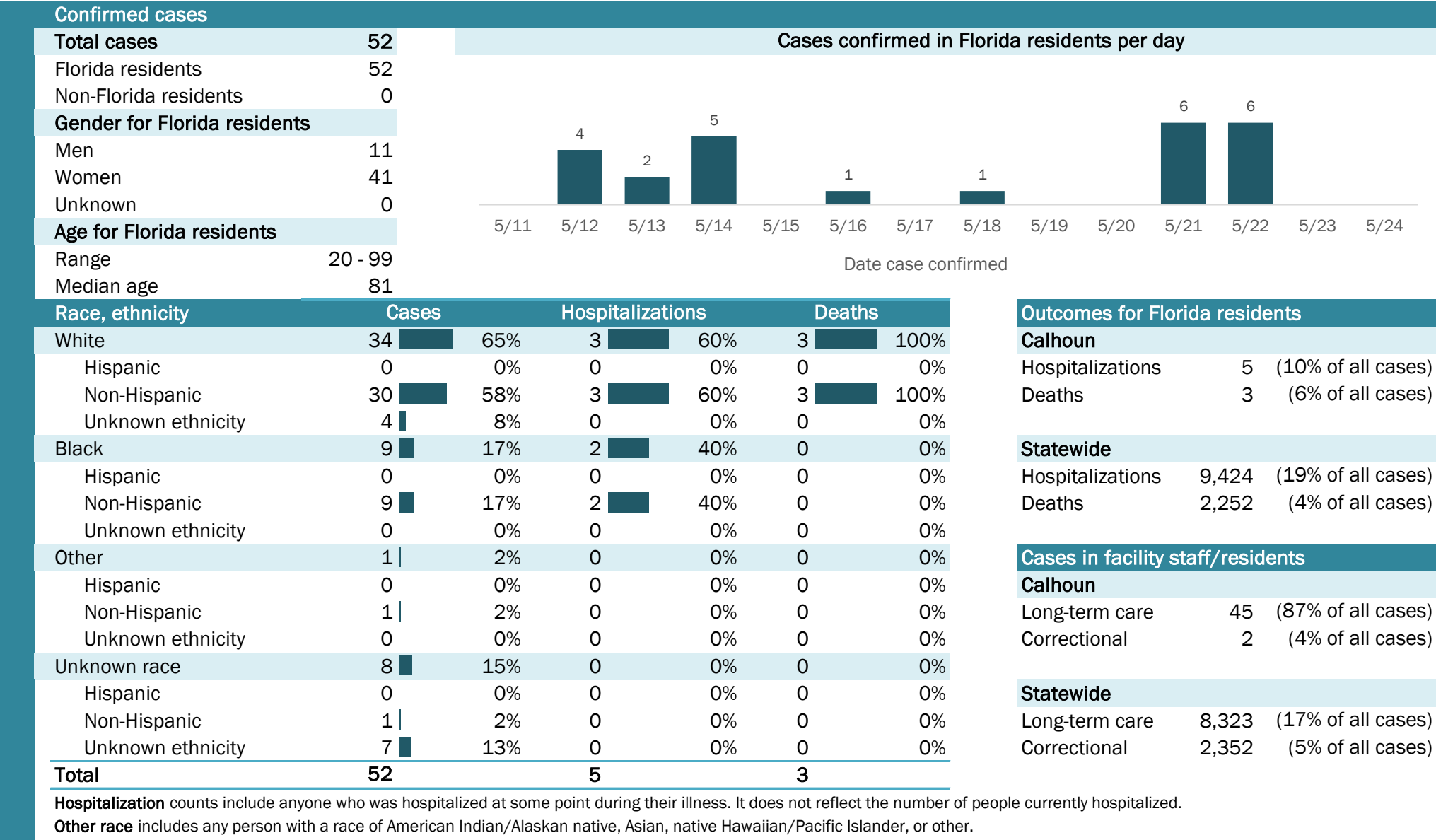


The Electronic Surveillance System for the Early Notification of Community-Based Epidemics (ESSENCE-FL) includes chief complaint data from 211 of 212 Florida EDs. Data are transmitted electronically to ESSENCE-FL daily or hourly.

# Coronavirus: summary for Calhoun County

Data for May 25, 2020 (verified at 10 AM)

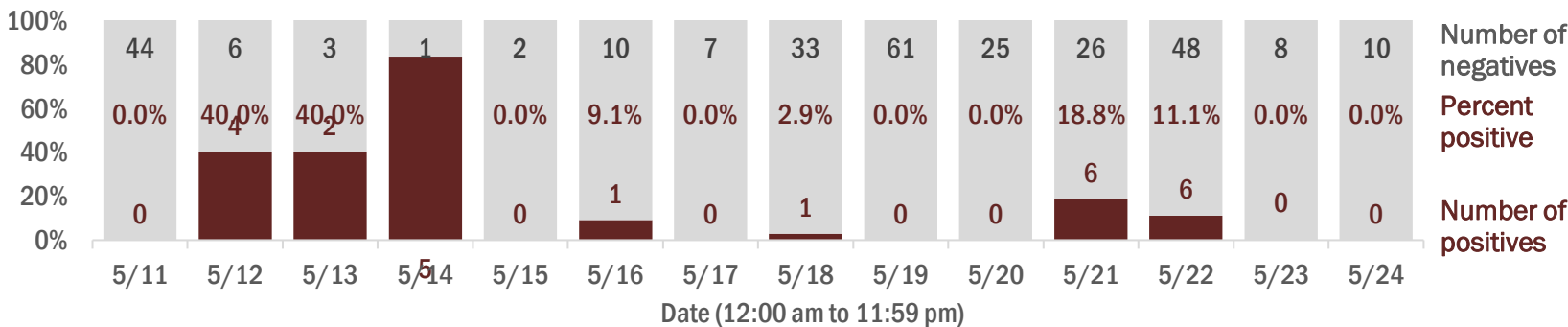
Data in this report are provisional and subject to change.



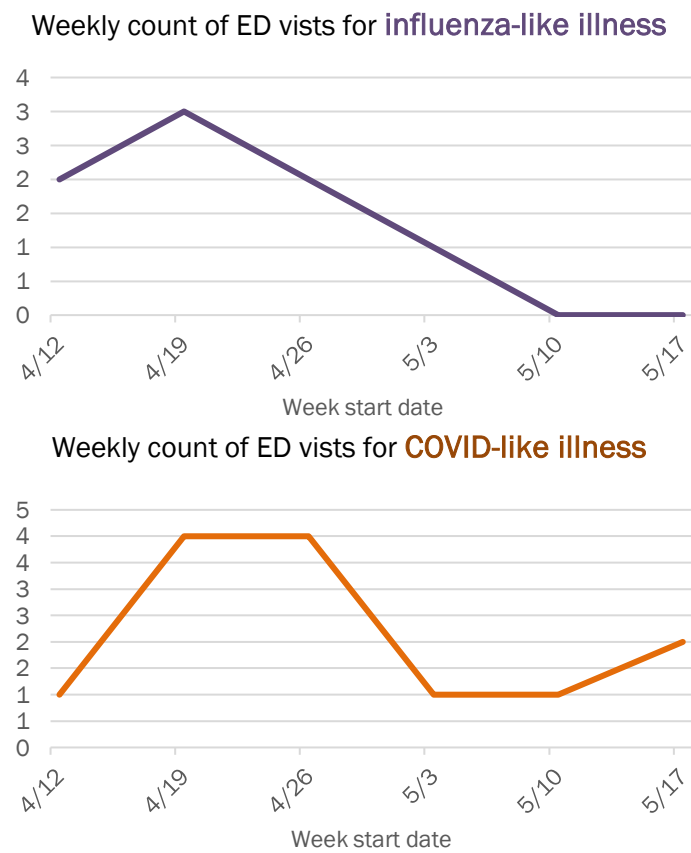
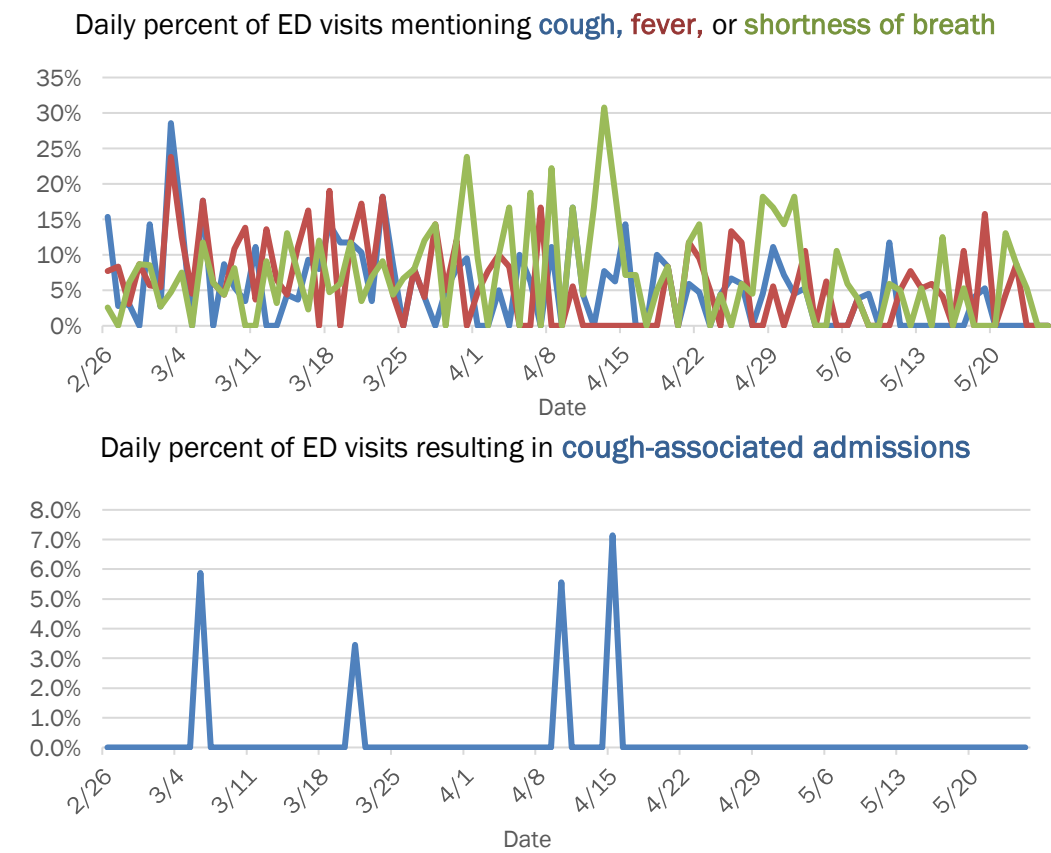
## Laboratory testing for Florida residents and non-Florida residents over the past 2 weeks

### Number and percent of positive labs

These counts include the number of people for whom the department received laboratory results by day. This percent is the number of people who test positive for the first time divided by all the people tested that day, excluding people who have previously tested positive.



## Emergency department (ED) chief complaint and admission data for Calhoun County

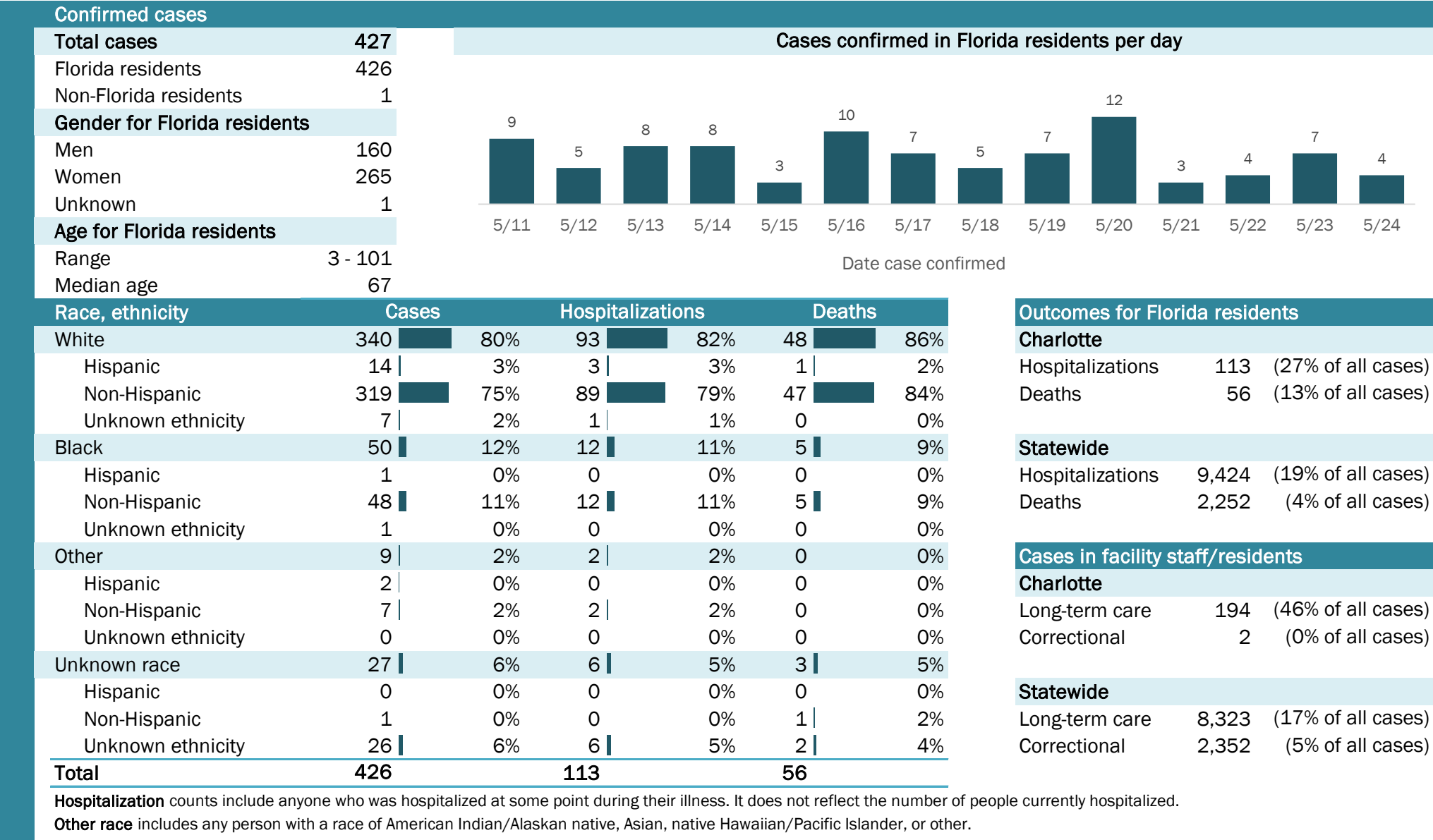


The Electronic Surveillance System for the Early Notification of Community-Based Epidemics (ESSENCE-FL) includes chief complaint data from 211 of 212 Florida EDs. Data are transmitted electronically to ESSENCE-FL daily or hourly.

# Coronavirus: summary for Charlotte County

Data for May 25, 2020 (verified at 10 AM)

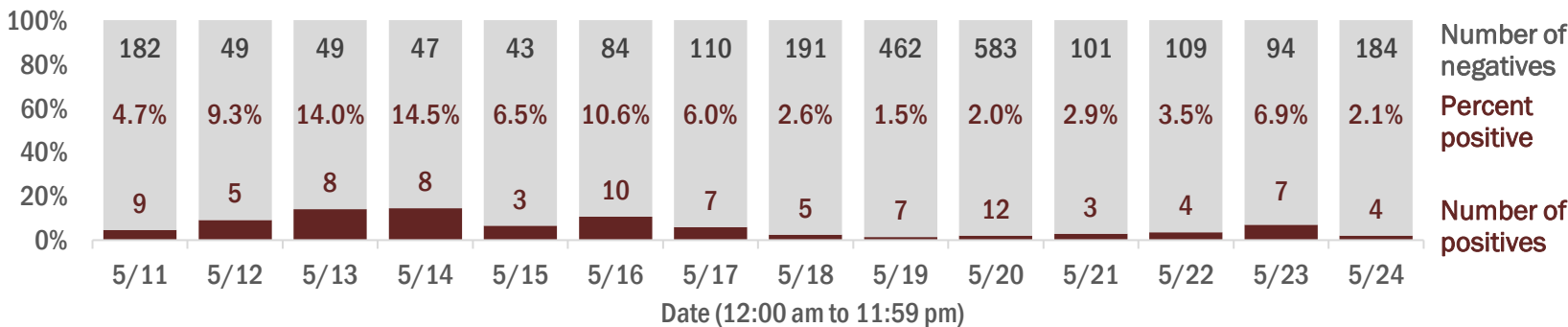
Data in this report are provisional and subject to change.



## Laboratory testing for Florida residents and non-Florida residents over the past 2 weeks

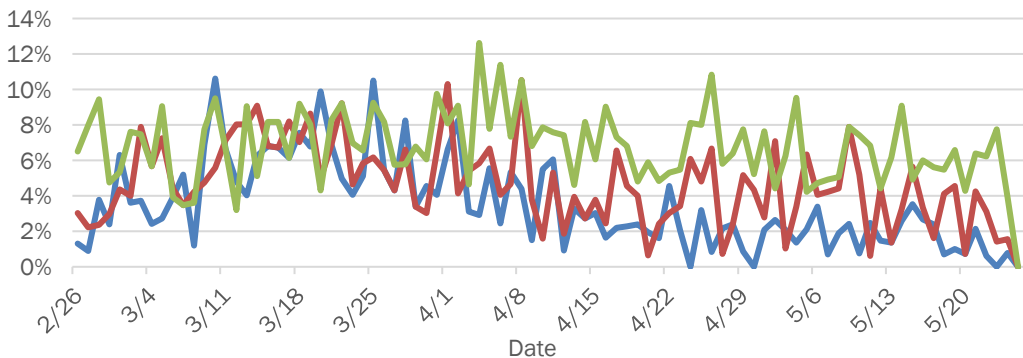
### Number and percent of positive labs

These counts include the number of people for whom the department received laboratory results by day. This percent is the number of people who test positive for the first time divided by all the people tested that day, excluding people who have previously tested positive.

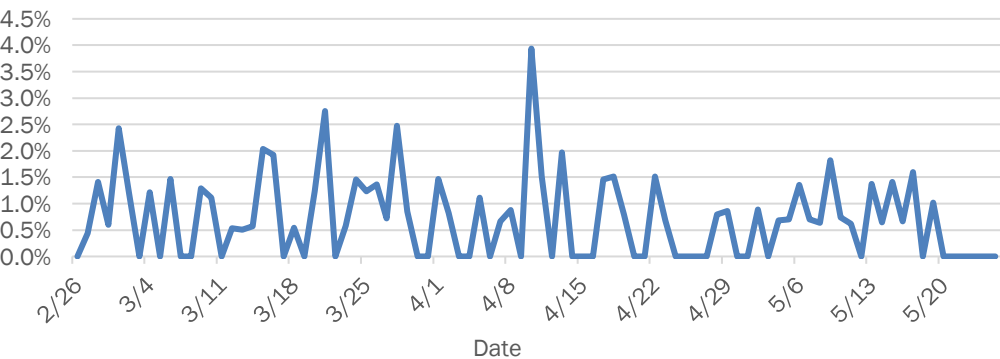


## Emergency department (ED) chief complaint and admission data for Charlotte County

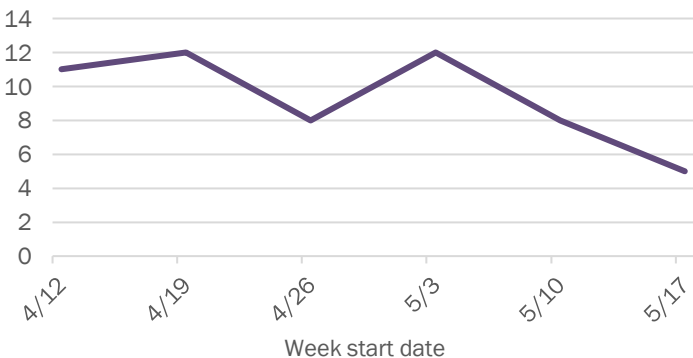
### Daily percent of ED visits mentioning cough, fever, or shortness of breath



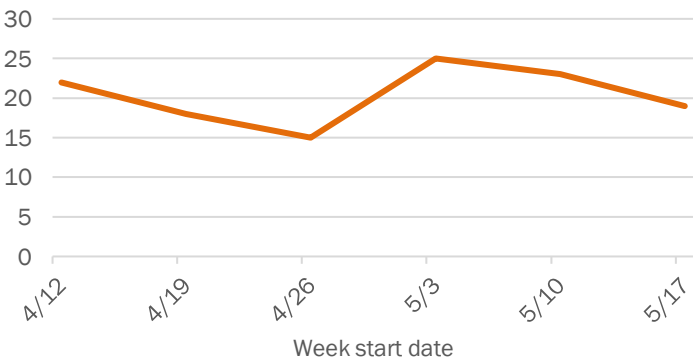
### Daily percent of ED visits resulting in cough-associated admissions



### Weekly count of ED visits for influenza-like illness



### Weekly count of ED visits for COVID-like illness



The Electronic Surveillance System for the Early Notification of Community-Based Epidemics (ESSENCE-FL) includes chief complaint data from 211 of 212 Florida EDs. Data are transmitted electronically to ESSENCE-FL daily or hourly.



# Coronavirus: summary for Citrus County

Data for May 25, 2020 (verified at 10 AM)

Data in this report are provisional and subject to change.

Confirmed cases

Total cases

119

Florida residents

119

Non-Florida residents

0

Gender for Florida residents

Men

61

Women

58

Unknown

0

Age for Florida residents

Range

0 - 97

Median age

60

Cases confirmed in Florida residents per day

1

5/11

1

5/12

1

5/13

1

5/14

2

5/16

1

5/18

2

5/19

3

5/21

1

5/24

Date case confirmed

Race, ethnicity	Cases	Hospitalizations	Deaths
White	83	29	12
Hispanic	7	1	0
Non-Hispanic	74	28	12
Unknown ethnicity	2	0	0
Black	1	0	0
Hispanic	0	0	0
Non-Hispanic	1	0	0
Unknown ethnicity	0	0	0
Other	10	0	0
Hispanic	4	0	0
Non-Hispanic	6	0	0
Unknown ethnicity	0	0	0
Unknown race	25	3	0
Hispanic	3	0	0
Non-Hispanic	0	0	0
Unknown ethnicity	22	3	0
Total	119	32	12

Hospitalization

counts include anyone who was hospitalized at some point during their illness. It does not reflect the number of people currently hospitalized.

Other race

includes any person with a race of American Indian/Alaskan native, Asian, native Hawaiian/Pacific Islander, or other.

Outcomes for Florida residents

Citrus

Hospitalizations

32

(27% of all cases)

Deaths

12

(10% of all cases)

Statewide

Hospitalizations

9,424

(19% of all cases)

Deaths

2,252

(4% of all cases)

Cases in facility staff/residents

Citrus

Long-term care

7

(6% of all cases)

Correctional

3

(3% of all cases)

Statewide

Long-term care

8,323

(17% of all cases)

Correctional

2,352

(5% of all cases)

## Laboratory testing for Florida residents and non-Florida residents over the past 2 weeks

### Number and percent of positive labs

These counts include the number of people for whom the department received laboratory results by day. This percent is the number of people who test positive for the first time divided by all the people tested that day, excluding people who have previously tested positive.

100%

80%

60%

40%

20%

0%

122

0.8%

1

74

1.3%

1

50

2.0%

1

53

1.9%

1

30

0.0%

0

147

1.3%

2

99

0.0%

0

192

0.5%

1

266

0.7%

2

214

0.0%

0

118

2.5%

3

151

0.0%

0

86

0.0%

0

256

0.4%

1

5/11

5/12

5/13

5/14

5/15

5/16

5/17

5/18

5/19

5/20

5/21

5/22

5/23

5/24

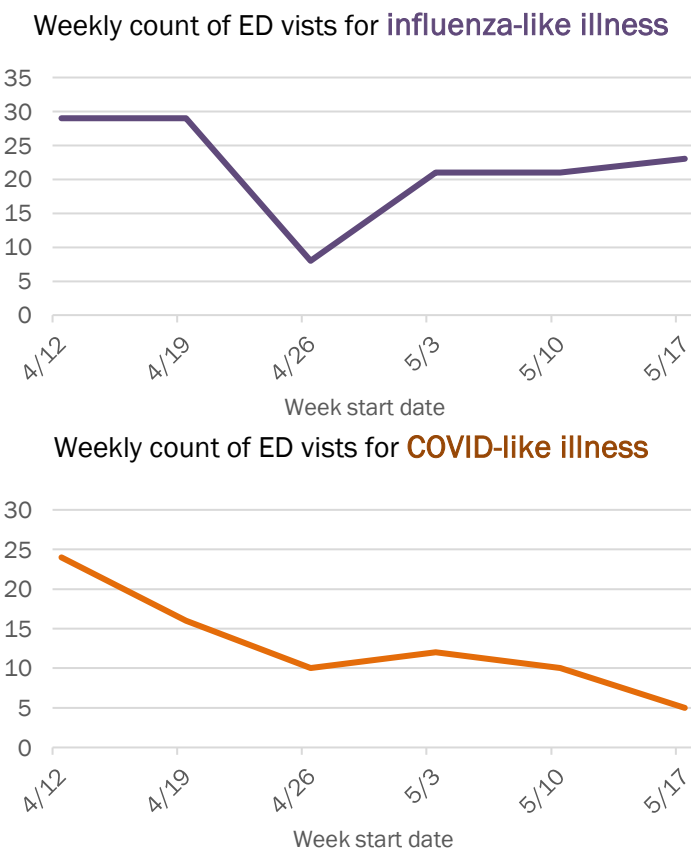
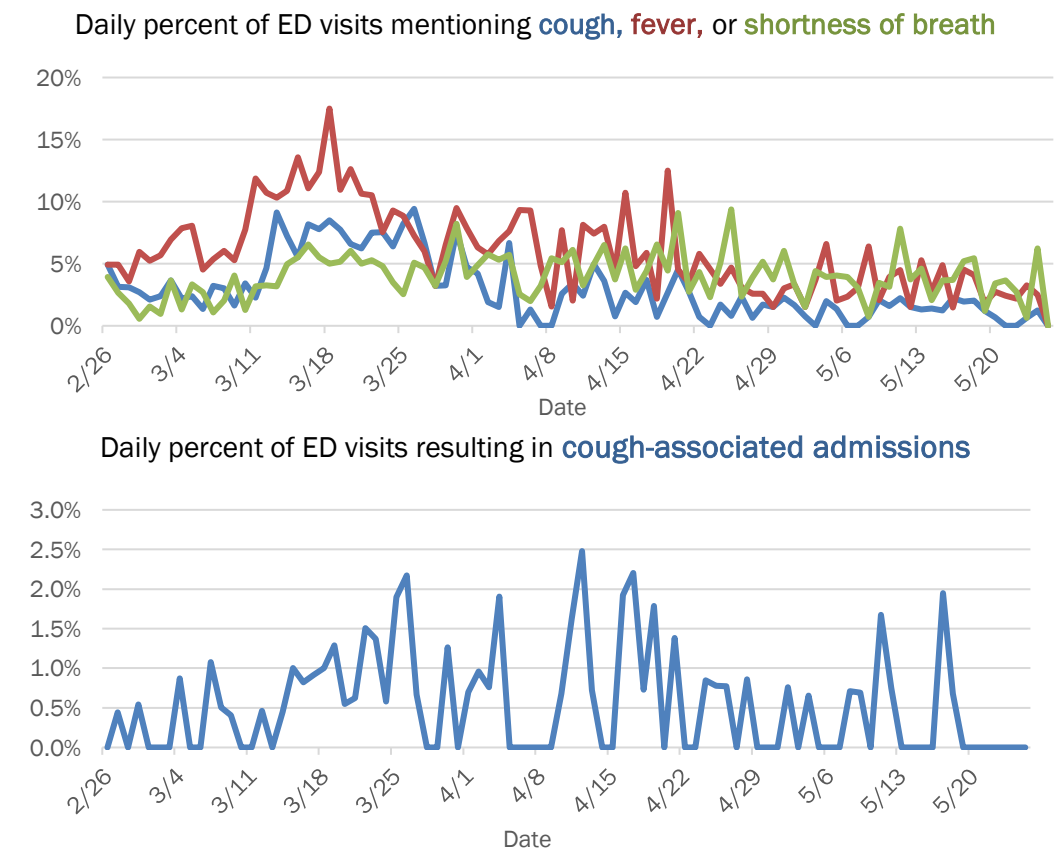
Number of negatives

Percent positive

Number of positives

Date (12:00 am to 11:59 pm)

## Emergency department (ED) chief complaint and admission data for Citrus County



The Electronic Surveillance System for the Early Notification of Community-Based Epidemics (ESSENCE-FL) includes chief complaint data from 211 of 212 Florida EDs. Data are transmitted electronically to ESSENCE-FL daily or hourly.

# Coronavirus: summary for Clay County

Data for May 25, 2020 (verified at 10 AM)

Data in this report are provisional and subject to change.

Confirmed cases

Total cases

362

Florida residents

360

Non-Florida residents

2

Gender for Florida residents

Men

145

Women

215

Unknown

0

Age for Florida residents

Range

6 - 95

Median age

59

Cases confirmed in Florida residents per day

3

5

5

3

3

13

15

8

5/11

5/12

5/13

5/14

5/15

5/16

5/17

5/18

5/19

5/20

5/21

5/22

5/23

5/24

Date case confirmed

Race, ethnicity	Cases	Hospitalizations	Deaths
White	220 61%	57 66%	18 67%
Hispanic	16 4%	6 7%	2 7%
Non-Hispanic	197 55%	50 57%	15 56%
Unknown ethnicity	7 2%	1 1%	1 4%
Black	72 20%	22 25%	6 22%
Hispanic	3 1%	1 1%	0 0%
Non-Hispanic	63 18%	21 24%	6 22%
Unknown ethnicity	6 2%	0 0%	0 0%
Other	20 6%	5 6%	2 7%
Hispanic	4 1%	1 1%	0 0%
Non-Hispanic	16 4%	4 5%	2 7%
Unknown ethnicity	0 0%	0 0%	0 0%
Unknown race	48 13%	3 3%	1 4%
Hispanic	0 0%	0 0%	0 0%
Non-Hispanic	2 1%	0 0%	0 0%
Unknown ethnicity	46 13%	3 3%	1 4%
Total	360	87	27

Hospitalization

counts include anyone who was hospitalized at some point during their illness. It does not reflect the number of people currently hospitalized.

Other race

includes any person with a race of American Indian/Alaskan native, Asian, native Hawaiian/Pacific Islander, or other.

Outcomes for Florida residents

Clay

Hospitalizations

87

(24% of all cases)

Deaths

27

(8% of all cases)

Statewide

Hospitalizations

9,424

(19% of all cases)

Deaths

2,252

(4% of all cases)

Cases in facility staff/residents

Clay

Long-term care

185

(51% of all cases)

Correctional

1

(0% of all cases)

Statewide

Long-term care

8,323

(17% of all cases)

Correctional

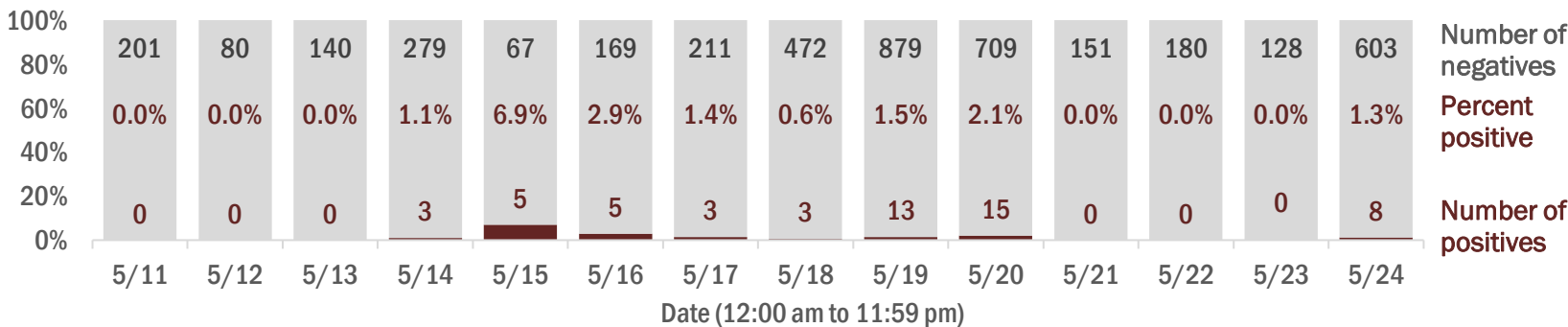
2,352

(5% of all cases)

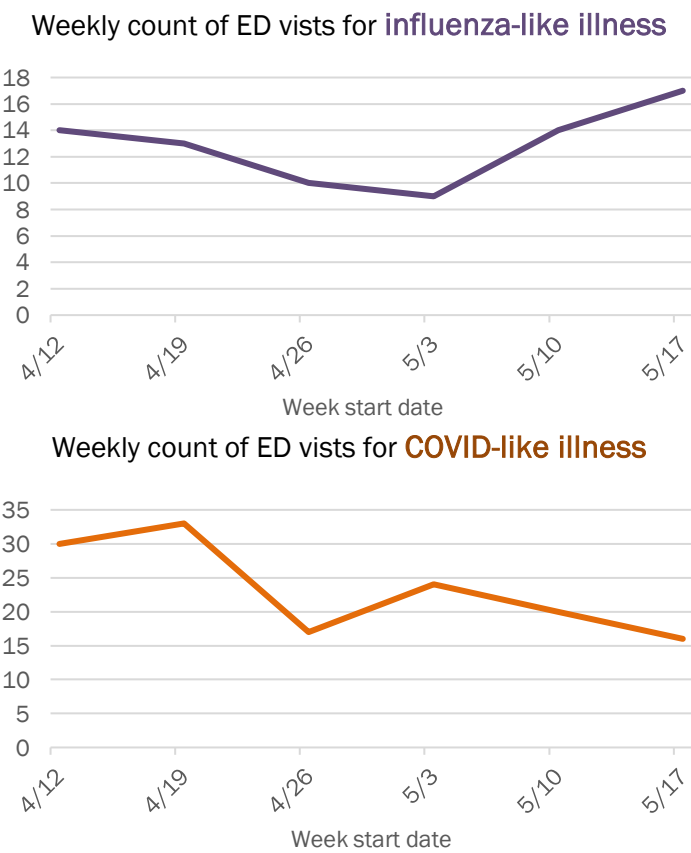
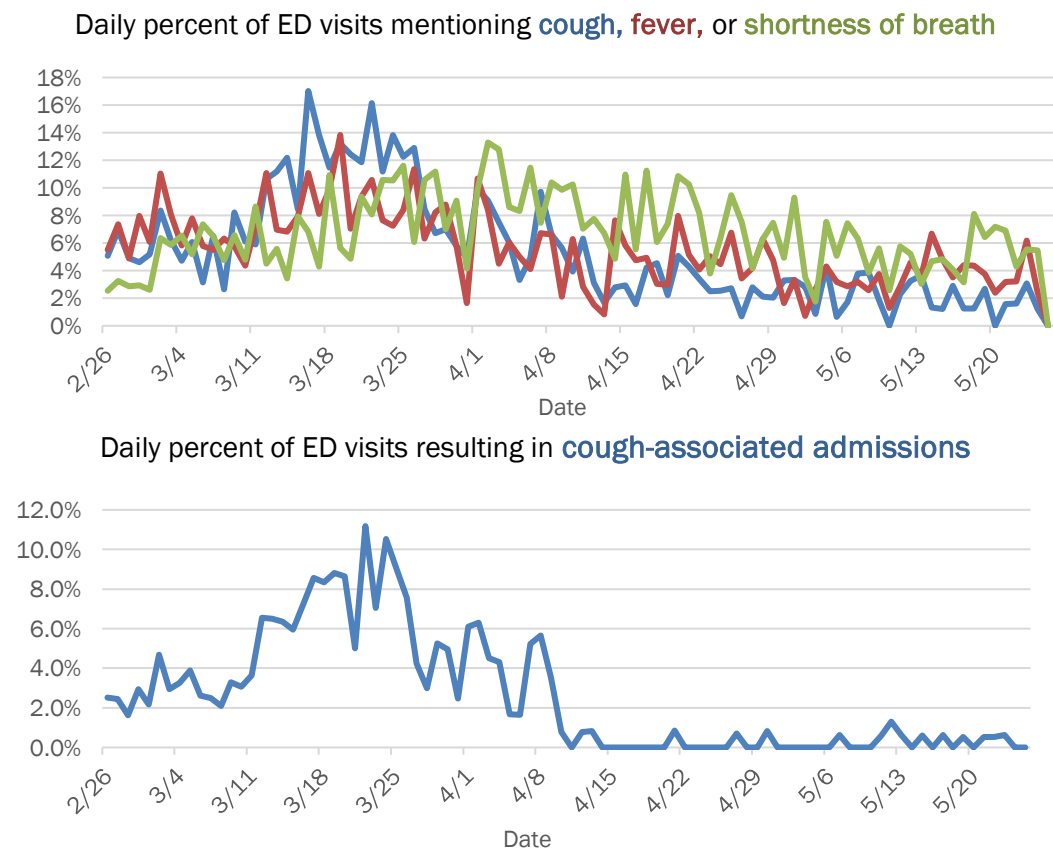
## Laboratory testing for Florida residents and non-Florida residents over the past 2 weeks

### Number and percent of positive labs

These counts include the number of people for whom the department received laboratory results by day. This percent is the number of people who test positive for the first time divided by all the people tested that day, excluding people who have previously tested positive.



## Emergency department (ED) chief complaint and admission data for Clay County

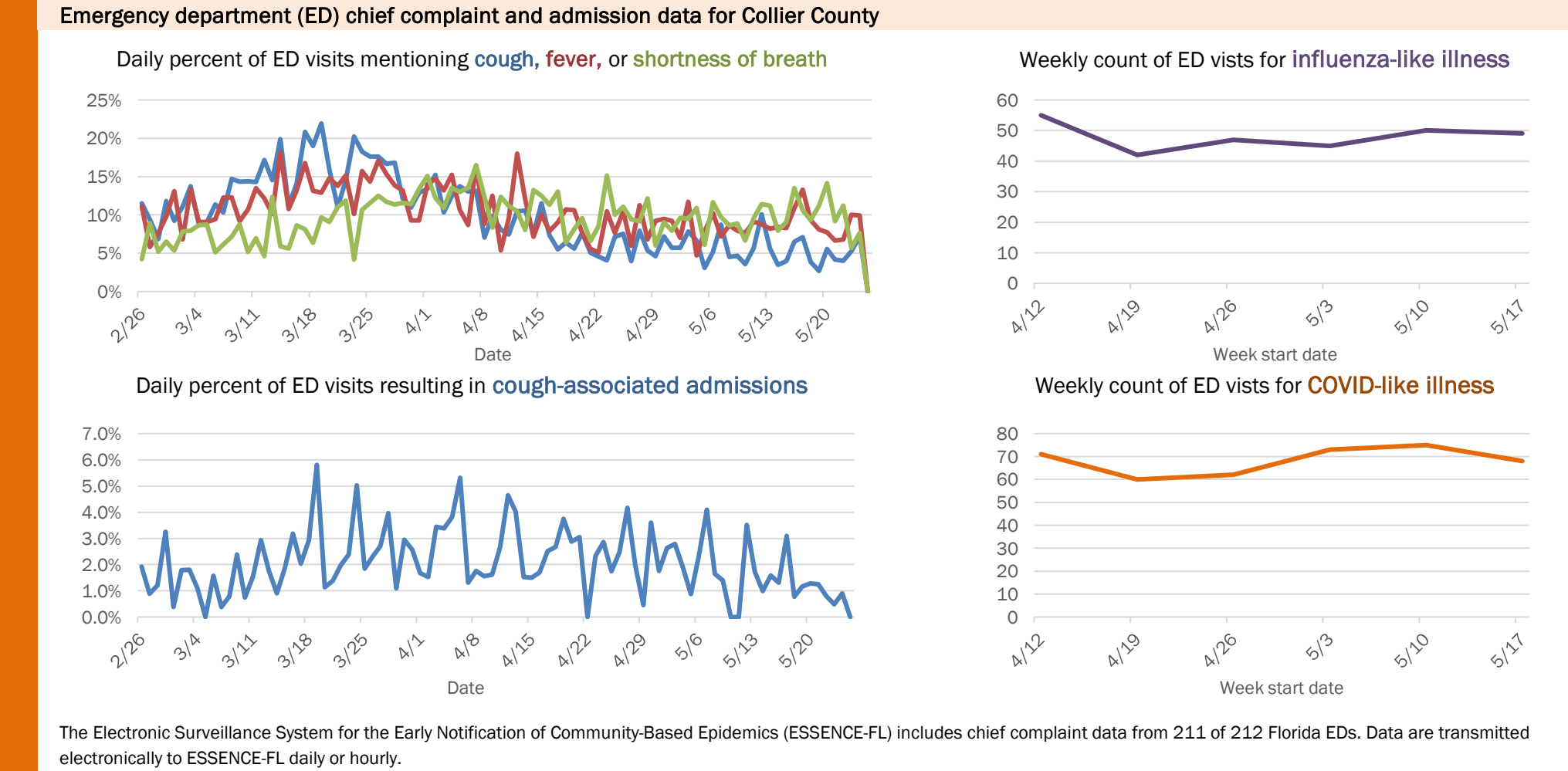
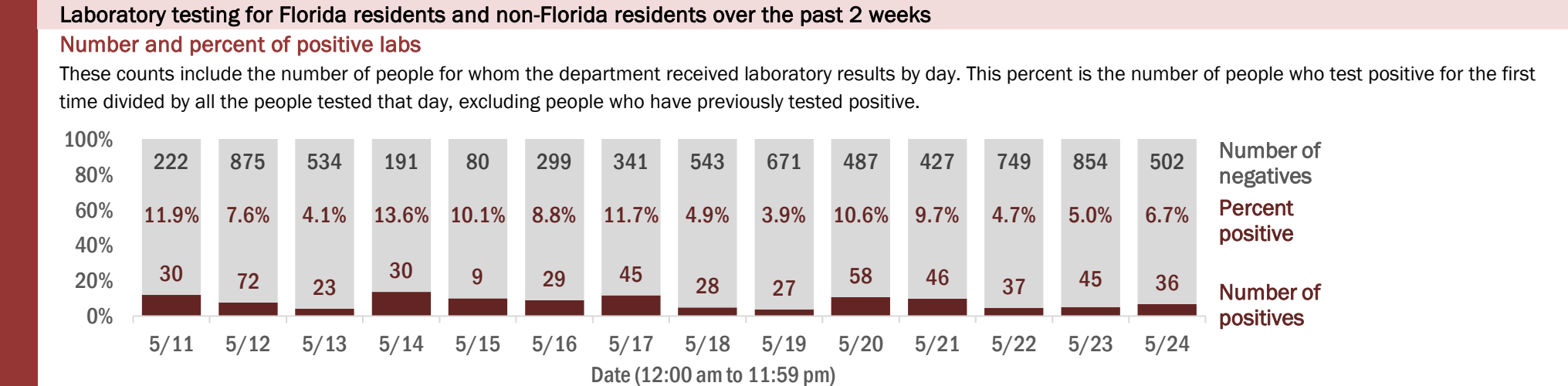
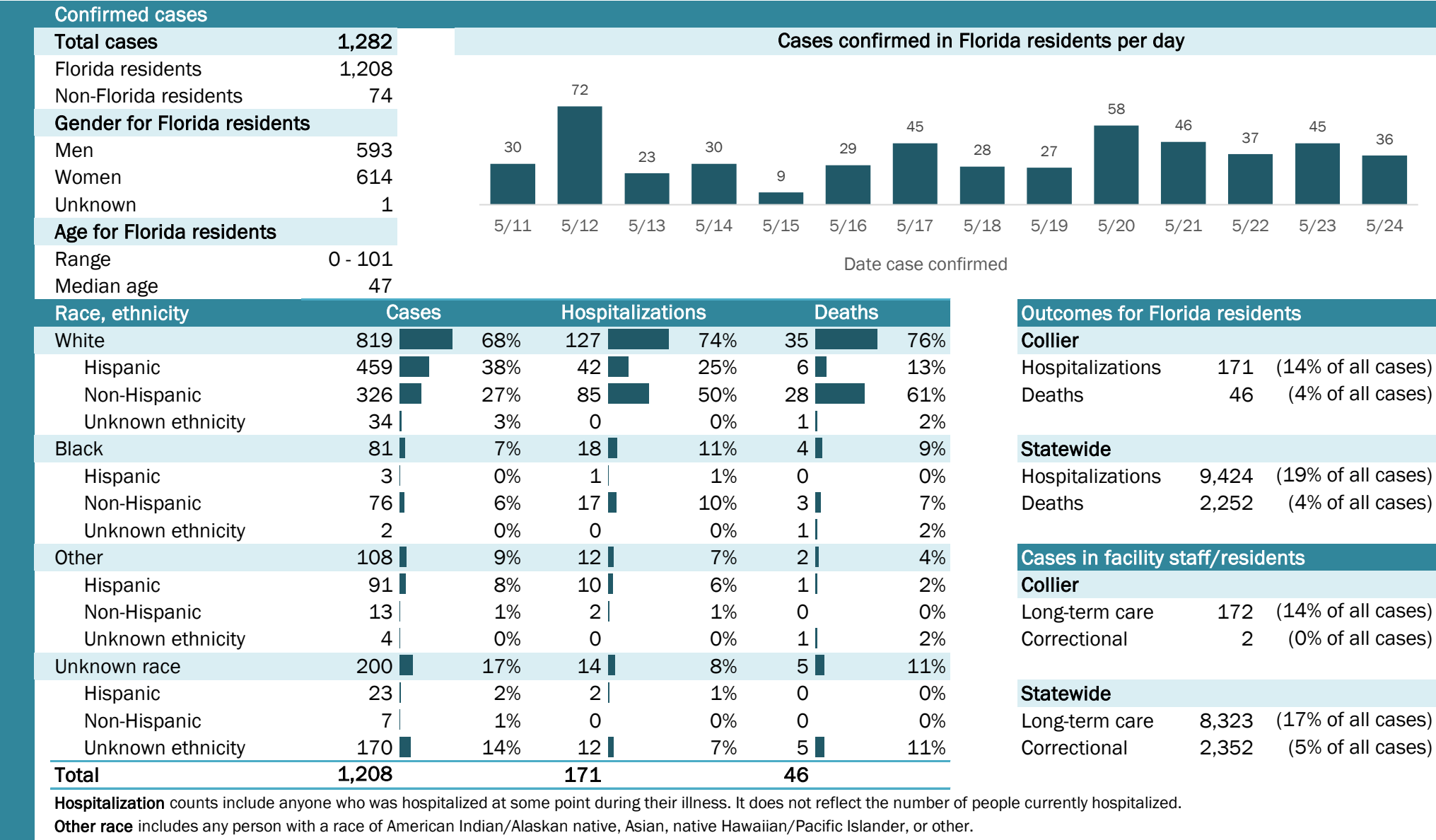


The Electronic Surveillance System for the Early Notification of Community-Based Epidemics (ESSENCE-FL) includes chief complaint data from 211 of 212 Florida EDs. Data are transmitted electronically to ESSENCE-FL daily or hourly.

# Coronavirus: summary for Collier County

Data for May 25, 2020 (verified at 10 AM)

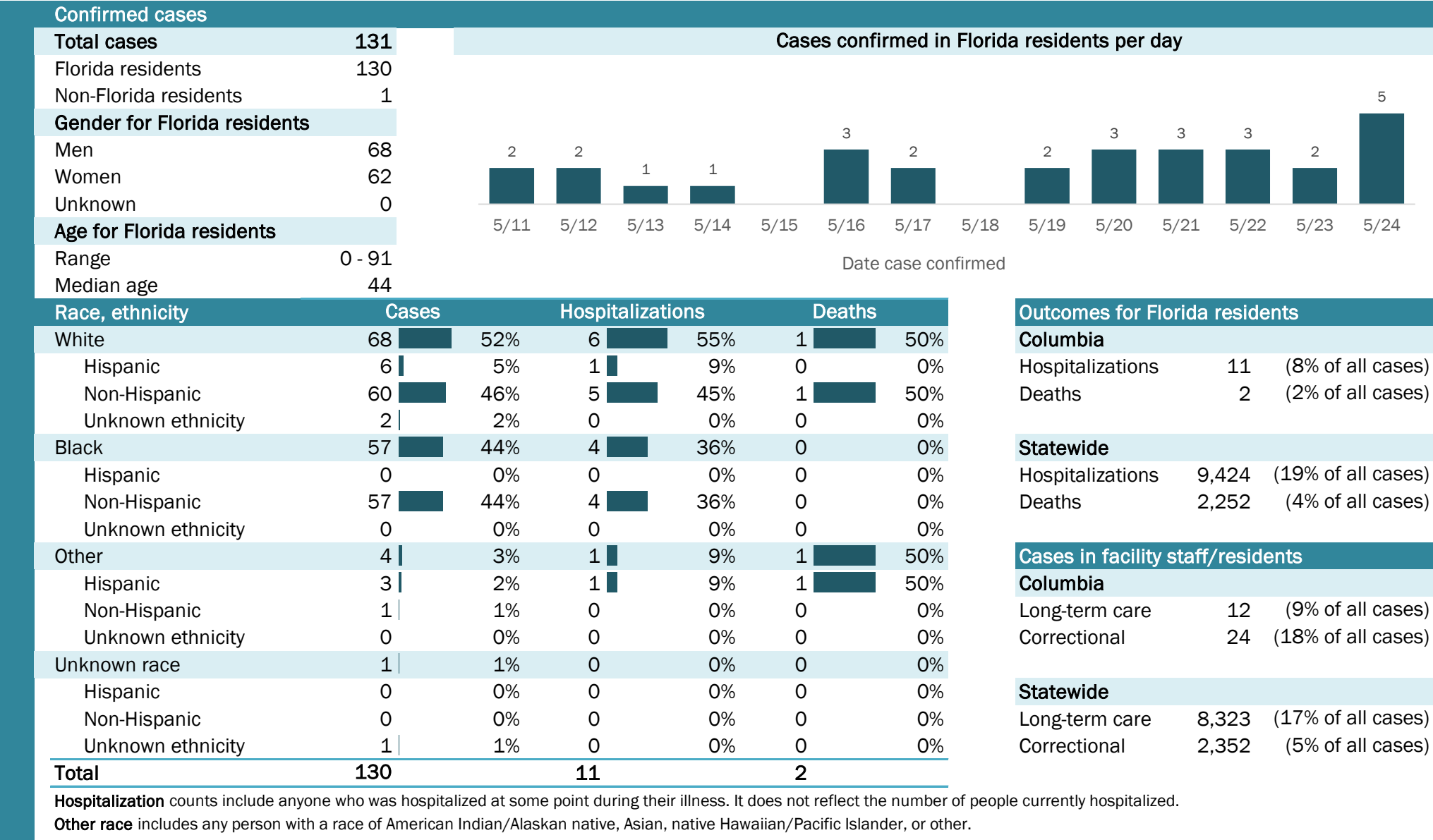
Data in this report are provisional and subject to change.



# Coronavirus: summary for Columbia County

Data for May 25, 2020 (verified at 10 AM)

Data in this report are provisional and subject to change.

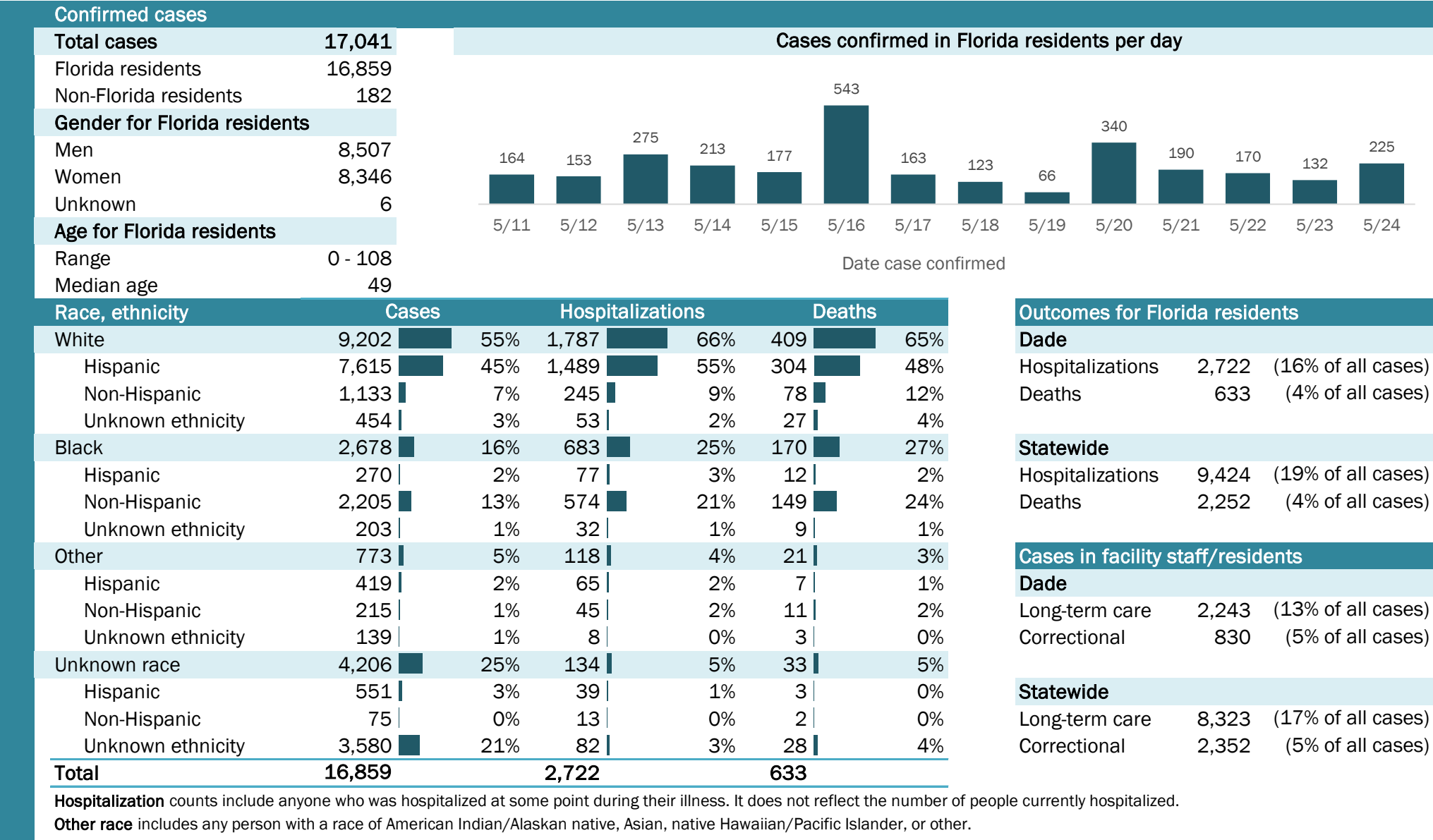




# Coronavirus: summary for Dade County

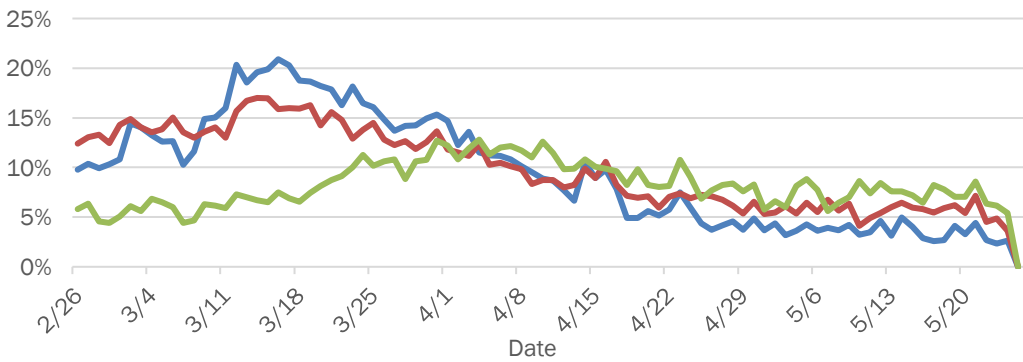
Data for May 25, 2020 (verified at 10 AM)

Data in this report are provisional and subject to change.

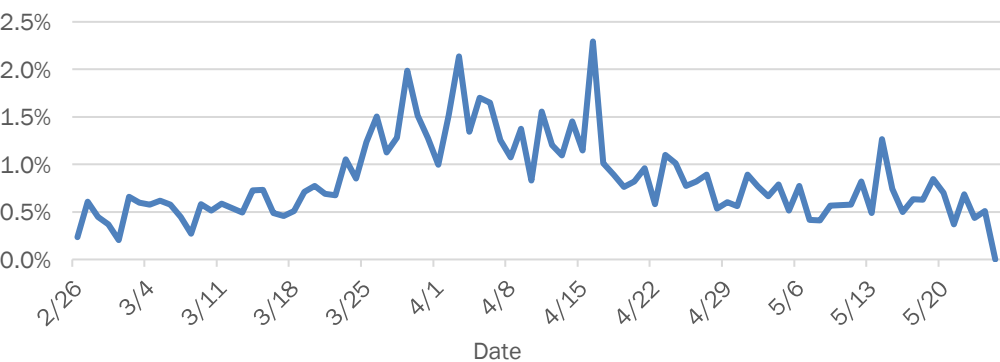


## Emergency department (ED) chief complaint and admission data for Dade County

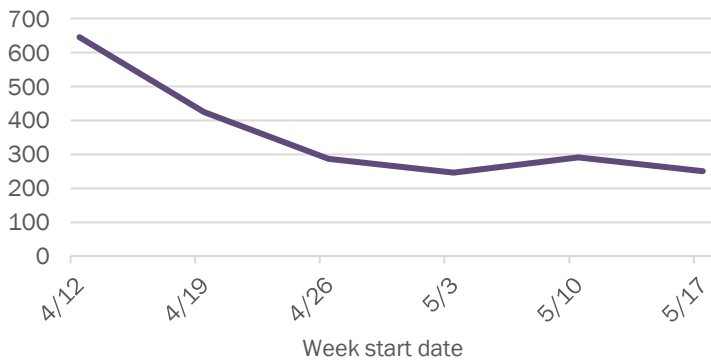
### Daily percent of ED visits mentioning cough, fever, or shortness of breath



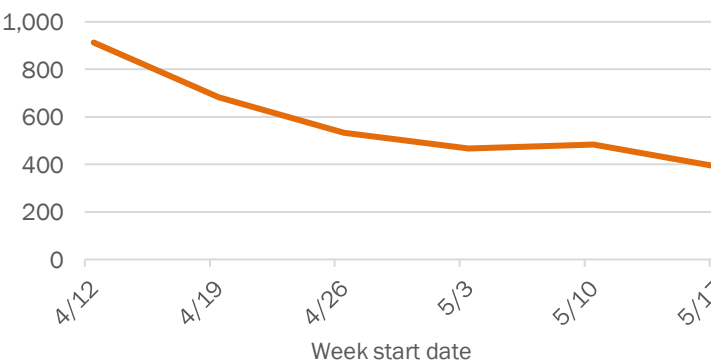
### Daily percent of ED visits resulting in cough-associated admissions



### Weekly count of ED visits for influenza-like illness



### Weekly count of ED visits for COVID-like illness



The Electronic Surveillance System for the Early Notification of Community-Based Epidemics (ESSENCE-FL) includes chief complaint data from 211 of 212 Florida EDs. Data are transmitted electronically to ESSENCE-FL daily or hourly.

# Coronavirus: summary for Desoto County

Data for May 25, 2020 (verified at 10 AM)

Data in this report are provisional and subject to change.

Confirmed cases

Total cases

117

Florida residents

117

Non-Florida residents

0

Gender for Florida residents

Men

64

Women

50

Unknown

3

Age for Florida residents

Range

7 - 92

Median age

46

Cases confirmed in Florida residents per day

2

5/11

1

5/12

6

5/13

2

5/14

0

5/15

6

5/16

1

5/17

2

5/18

2

5/19

23

5/20

2

5/21

5

5/22

12

5/23

2

5/24

Date case confirmed

Race, ethnicity	Cases	Hospitalizations	Deaths
White	9480%	1878%	563%
Hispanic	5345%	417%	00%
Non-Hispanic	3328%	1148%	450%
Unknown ethnicity	87%	313%	113%
Black	43%	14%	00%
Hispanic	00%	00%	00%
Non-Hispanic	33%	14%	00%
Unknown ethnicity	11%	00%	00%
Other	11%	00%	00%
Hispanic	11%	00%	00%
Non-Hispanic	00%	00%	00%
Unknown ethnicity	00%	00%	00%
Unknown race	1815%	417%	338%
Hispanic	11%	14%	00%
Non-Hispanic	00%	00%	00%
Unknown ethnicity	1715%	313%	338%
Total	117	23	8

Hospitalization

counts include anyone who was hospitalized at some point during their illness. It does not reflect the number of people currently hospitalized.

Other race

includes any person with a race of American Indian/Alaskan native, Asian, native Hawaiian/Pacific Islander, or other.

Outcomes for Florida residents

Desoto

Hospitalizations

23

(20% of all cases)

Deaths

8

(7% of all cases)

Statewide

Hospitalizations

9,424

(19% of all cases)

Deaths

2,252

(4% of all cases)

Cases in facility staff/residents

Desoto

Long-term care

15

(13% of all cases)

Correctional

11

(9% of all cases)

Statewide

Long-term care

8,323

(17% of all cases)

Correctional

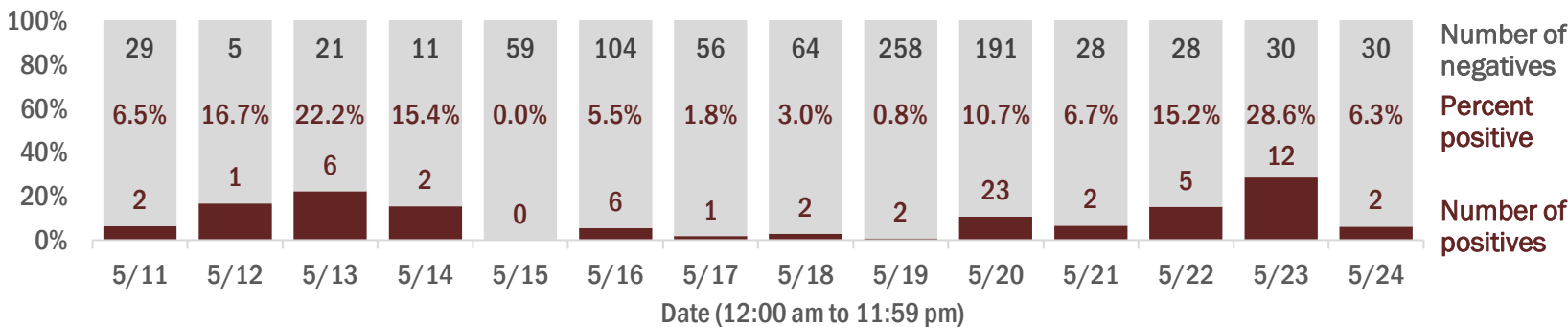
2,352

(5% of all cases)

## Laboratory testing for Florida residents and non-Florida residents over the past 2 weeks

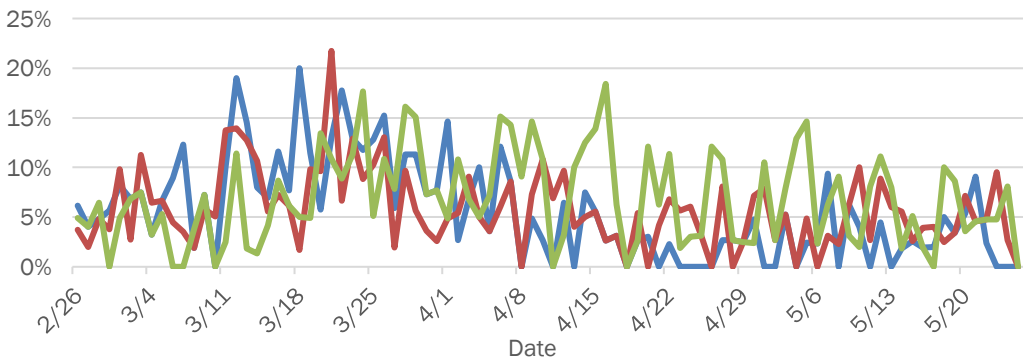
### Number and percent of positive labs

These counts include the number of people for whom the department received laboratory results by day. This percent is the number of people who test positive for the first time divided by all the people tested that day, excluding people who have previously tested positive.

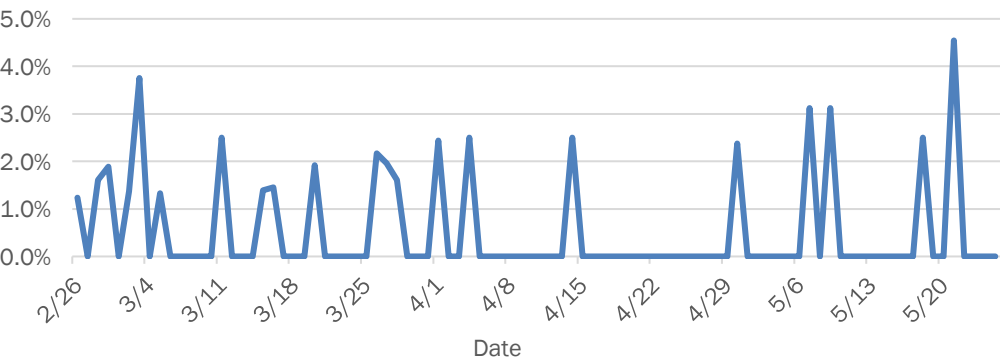


## Emergency department (ED) chief complaint and admission data for Desoto County

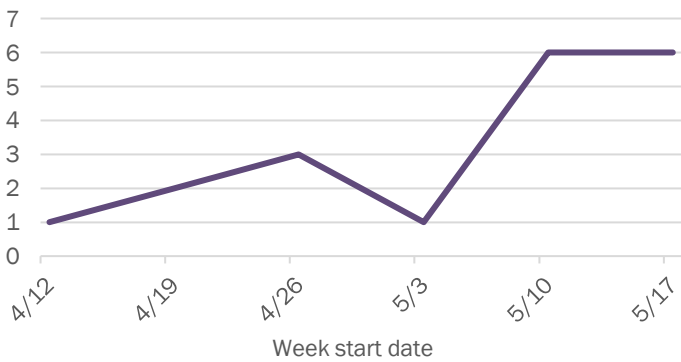
### Daily percent of ED visits mentioning cough, fever, or shortness of breath



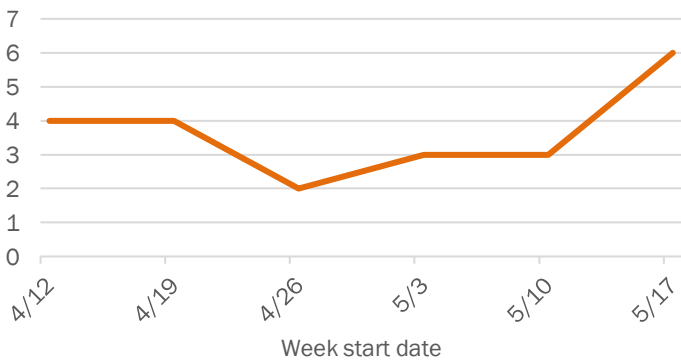
### Daily percent of ED visits resulting in cough-associated admissions



### Weekly count of ED visits for influenza-like illness



### Weekly count of ED visits for COVID-like illness



The Electronic Surveillance System for the Early Notification of Community-Based Epidemics (ESSENCE-FL) includes chief complaint data from 211 of 212 Florida EDs. Data are transmitted electronically to ESSENCE-FL daily or hourly.

# Coronavirus: summary for Dixie County

Data for May 25, 2020 (verified at 10 AM)

Data in this report are provisional and subject to change.

Confirmed cases

Total cases

43

Florida residents

43

Non-Florida residents

0

Gender for Florida residents

Men

24

Women

19

Unknown

0

Age for Florida residents

Range

6 - 91

Median age

49

Race, ethnicity

Cases

Hospitalizations

Deaths

White

30

70%

6

86%

1

100%

Hispanic

0

0%

0

0%

0

0%

Non-Hispanic

30

70%

6

86%

1

100%

Unknown ethnicity

0

0%

0

0%

0

0%

Black

11

26%

1

14%

0

0%

Hispanic

0

0%

0

0%

0

0%

Non-Hispanic

10

23%

1

14%

0

0%

Unknown ethnicity

1

2%

0

0%

0

0%

Other

0

0%

0

0%

0

0%

Hispanic

0

0%

0

0%

0

0%

Non-Hispanic

0

0%

0

0%

0

0%

Unknown ethnicity

0

0%

0

0%

0

0%

Unknown race

2

5%

0

0%

0

0%

Hispanic

0

0%

0

0%

0

0%

Non-Hispanic

0

0%

0

0%

0

0%

Unknown ethnicity

2

5%

0

0%

0

0%

Total

43

7

1

Cases confirmed in Florida residents per day

1

1

3

3

3

1

4

3

5

2

4

5/11

5/12

5/13

5/14

5/15

5/16

5/17

5/18

5/19

5/20

5/21

5/22

5/23

5/24

Date case confirmed

Outcomes for Florida residents

Dixie

Hospitalizations

7

(16% of all cases)

Deaths

1

(2% of all cases)

Statewide

Hospitalizations

9,424

(19% of all cases)

Deaths

2,252

(4% of all cases)

Cases in facility staff/residents

Dixie

Long-term care

4

(9% of all cases)

Correctional

1

(2% of all cases)

Statewide

Long-term care

8,323

(17% of all cases)

Correctional

2,352

(5% of all cases)

Hospitalization counts include anyone who was hospitalized at some point during their illness. It does not reflect the number of people currently hospitalized.

Other race includes any person with a race of American Indian/Alaskan native, Asian, native Hawaiian/Pacific Islander, or other.

Laboratory testing for Florida residents and non-Florida residents over the past 2 weeks

Number and percent of positive labs

These counts include the number of people for whom the department received laboratory results by day. This percent is the number of people who test positive for the first time divided by all the people tested that day, excluding people who have previously tested positive.

100%

80%

60%

40%

20%

0%

23

5

8

10

24

18

14

25

40

30

112

40

41

43

4.2%

16.7%

27.3%

23.1%

0.0%

0.0%

17.6%

0.0%

2.4%

11.8%

2.6%

11.1%

4.7%

8.5%

1

1

3

3

0

0

3

0

1

4

3

5

2

4

5/11

5/12

5/13

5/14

5/15

5/16

5/17

5/18

5/19

5/20

5/21

5/22

5/23

5/24

Number of negatives

Percent positive

Number of positives

Date (12:00 am to 11:59 pm)

Emergency department (ED) chief complaint and admission data for Dixie County

Daily percent of ED visits mentioning cough, fever, or shortness of breath

Weekly count of ED vists for influenza-like illness

Daily percent of ED visits resulting in cough-associated admissions

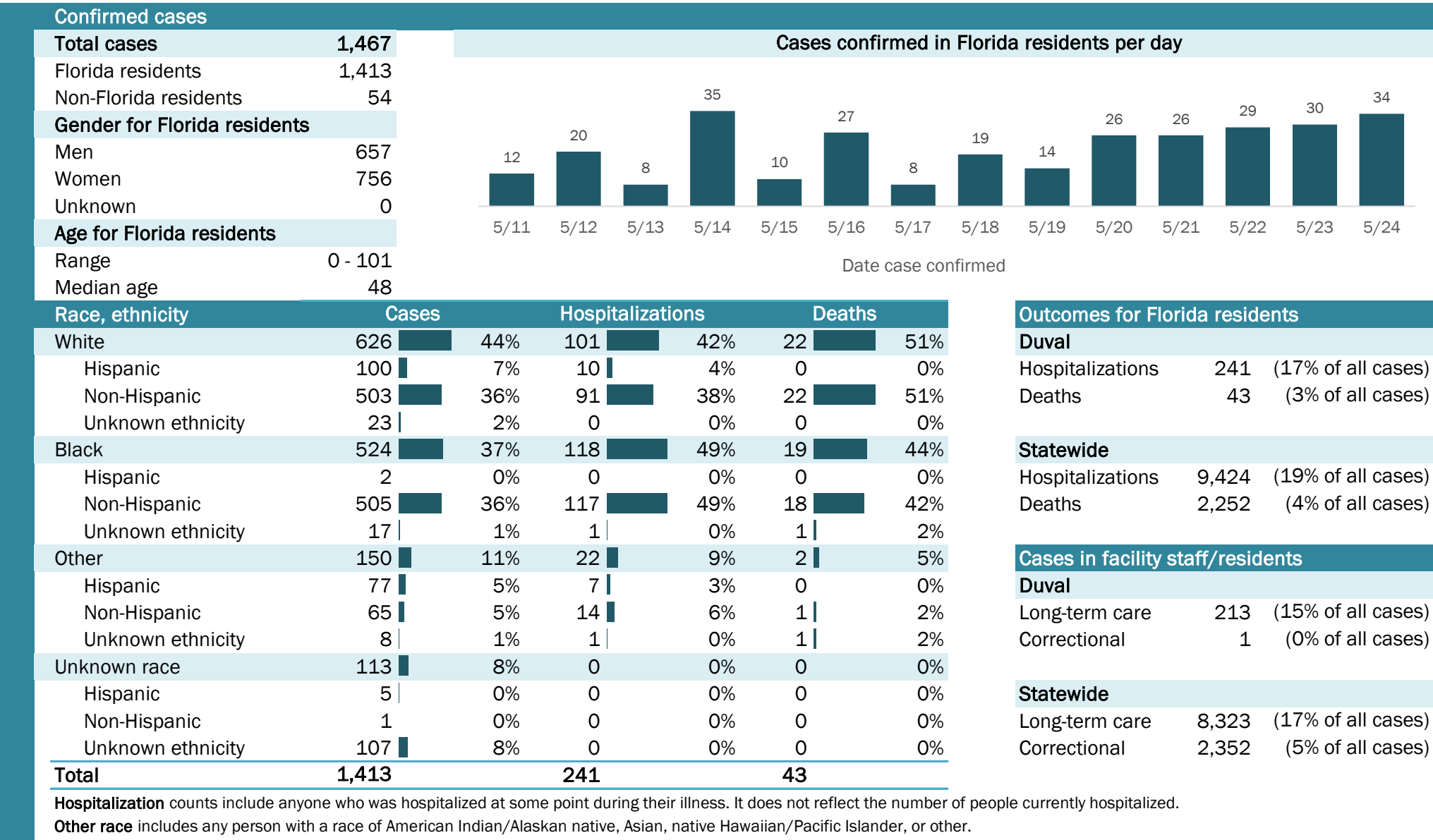
Weekly count of ED vists for COVID-like illness

The Electronic Surveillance System for the Early Notification of Community-Based Epidemics (ESSENCE-FL) includes chief complaint data from 211 of 212 Florida EDs. Data are transmitted electronically to ESSENCE-FL daily or hourly.

# Coronavirus: summary for Duval County

Data for May 25, 2020 (verified at 10 AM)

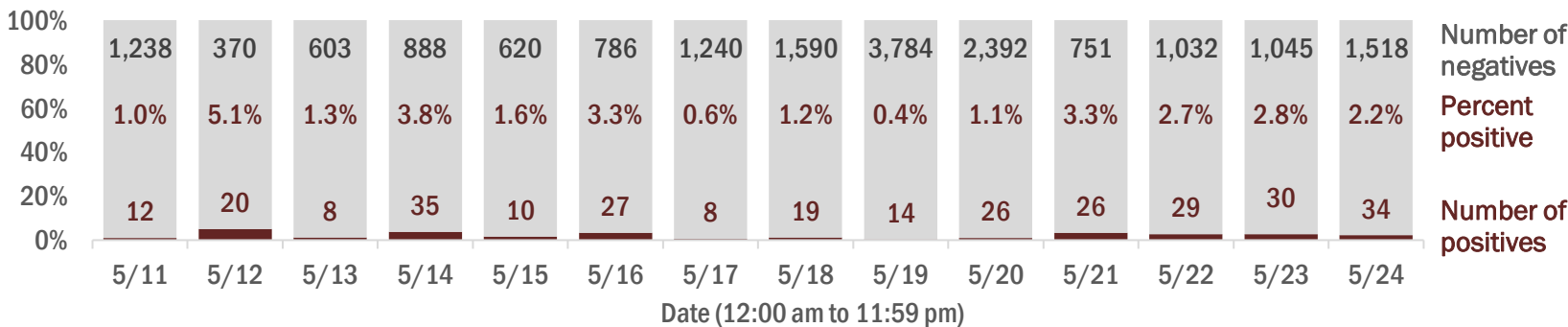
Data in this report are provisional and subject to change.



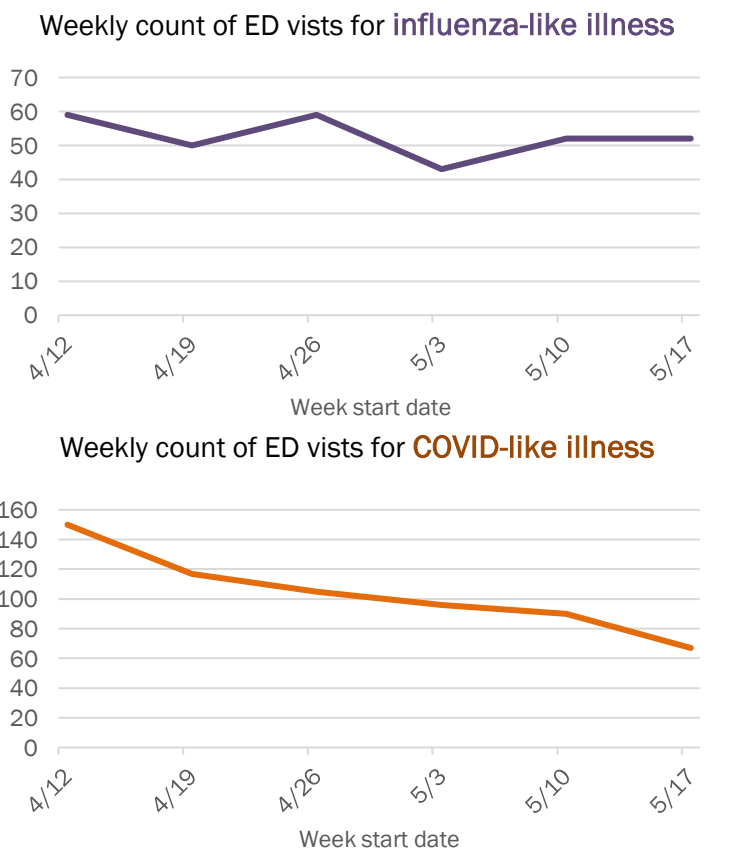
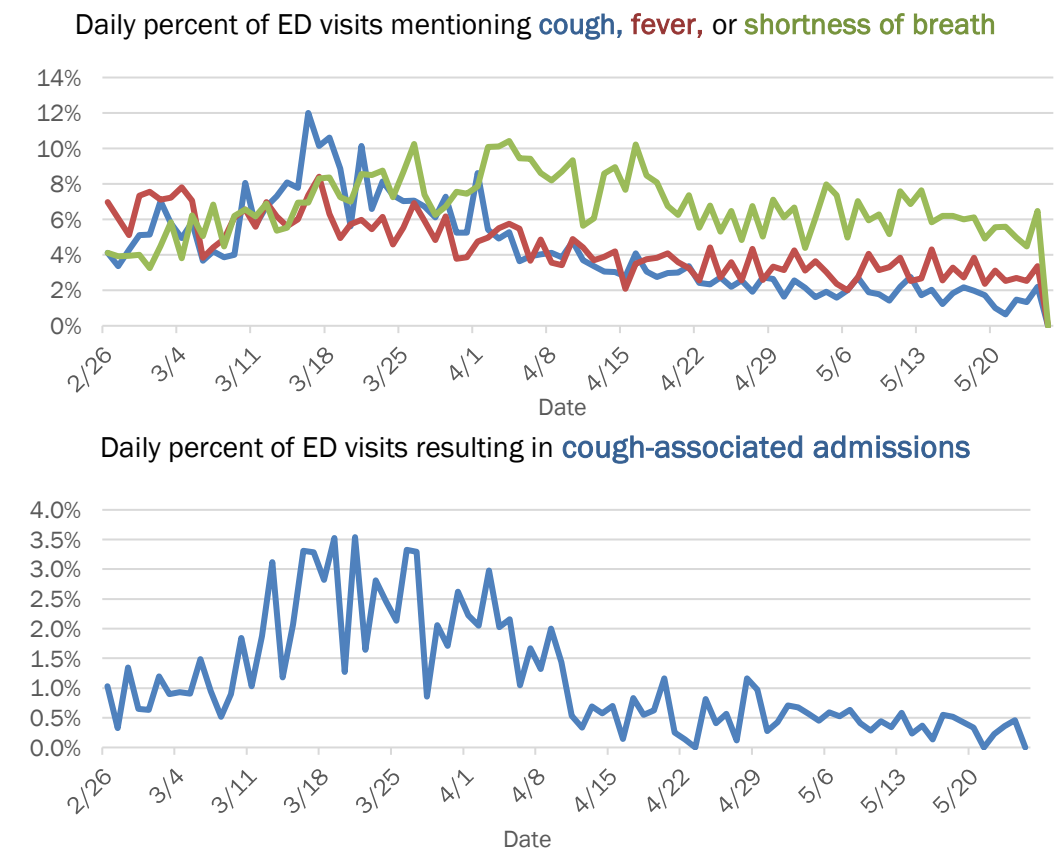
## Laboratory testing for Florida residents and non-Florida residents over the past 2 weeks

### Number and percent of positive labs

These counts include the number of people for whom the department received laboratory results by day. This percent is the number of people who test positive for the first time divided by all the people tested that day, excluding people who have previously tested positive.



## Emergency department (ED) chief complaint and admission data for Duval County



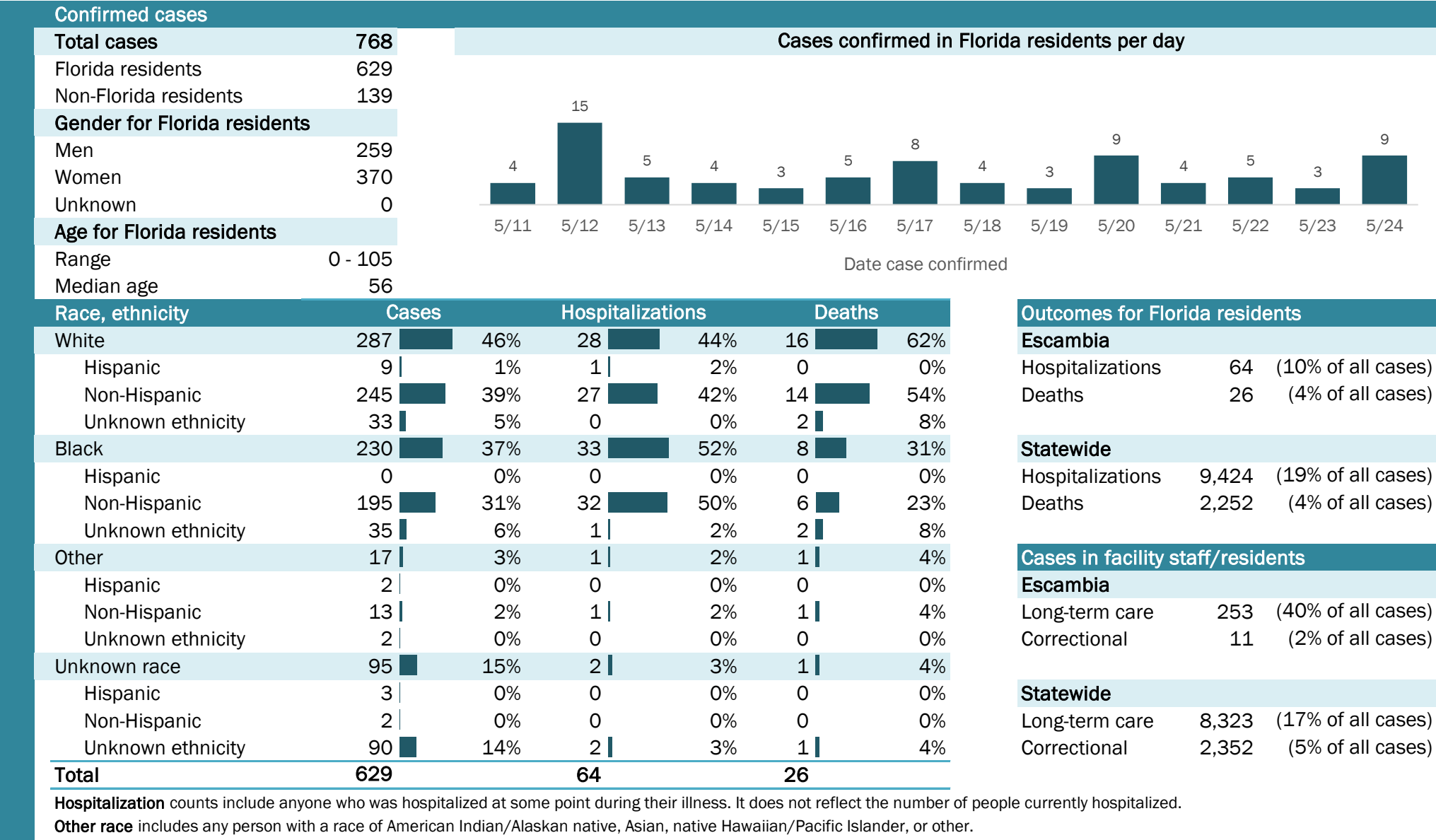
The Electronic Surveillance System for the Early Notification of Community-Based Epidemics (ESSENCE-FL) includes chief complaint data from 211 of 212 Florida EDs. Data are transmitted electronically to ESSENCE-FL daily or hourly.



# Coronavirus: summary for Escambia County

Data for May 25, 2020 (verified at 10 AM)

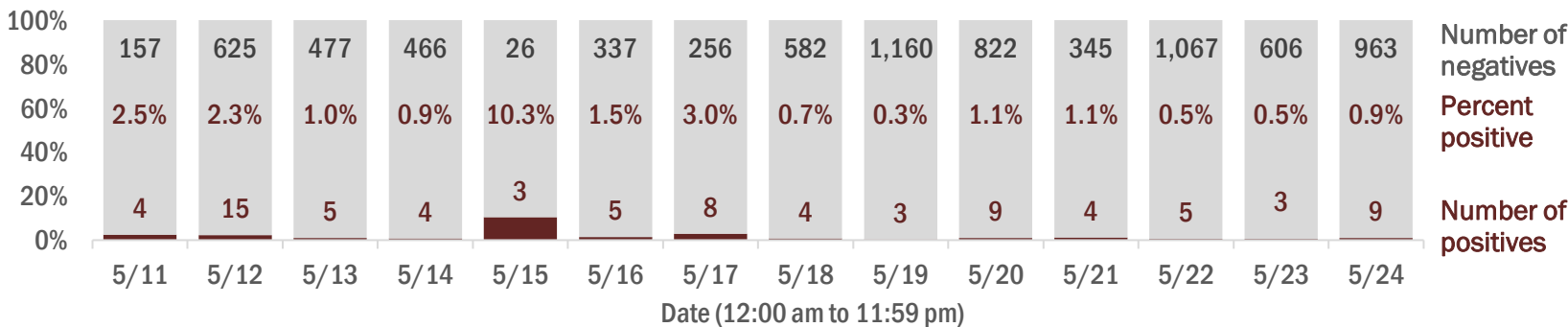
Data in this report are provisional and subject to change.



## Laboratory testing for Florida residents and non-Florida residents over the past 2 weeks

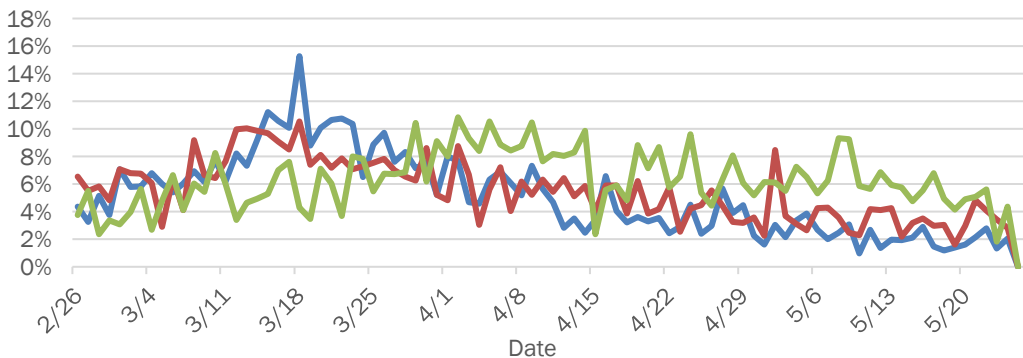
### Number and percent of positive labs

These counts include the number of people for whom the department received laboratory results by day. This percent is the number of people who test positive for the first time divided by all the people tested that day, excluding people who have previously tested positive.

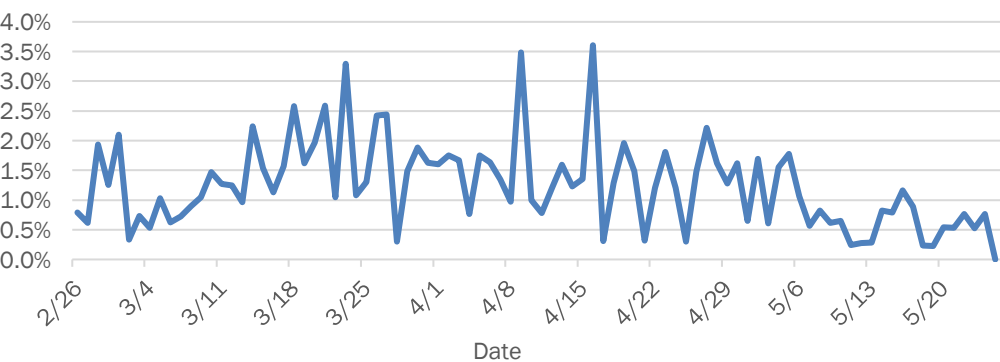


## Emergency department (ED) chief complaint and admission data for Escambia County

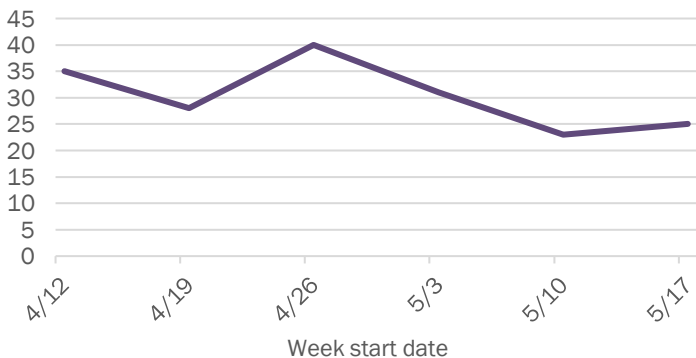
### Daily percent of ED visits mentioning cough, fever, or shortness of breath



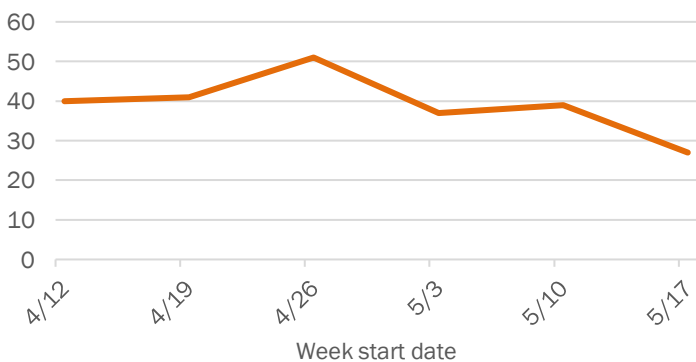
### Daily percent of ED visits resulting in cough-associated admissions



### Weekly count of ED visits for influenza-like illness



### Weekly count of ED visits for COVID-like illness

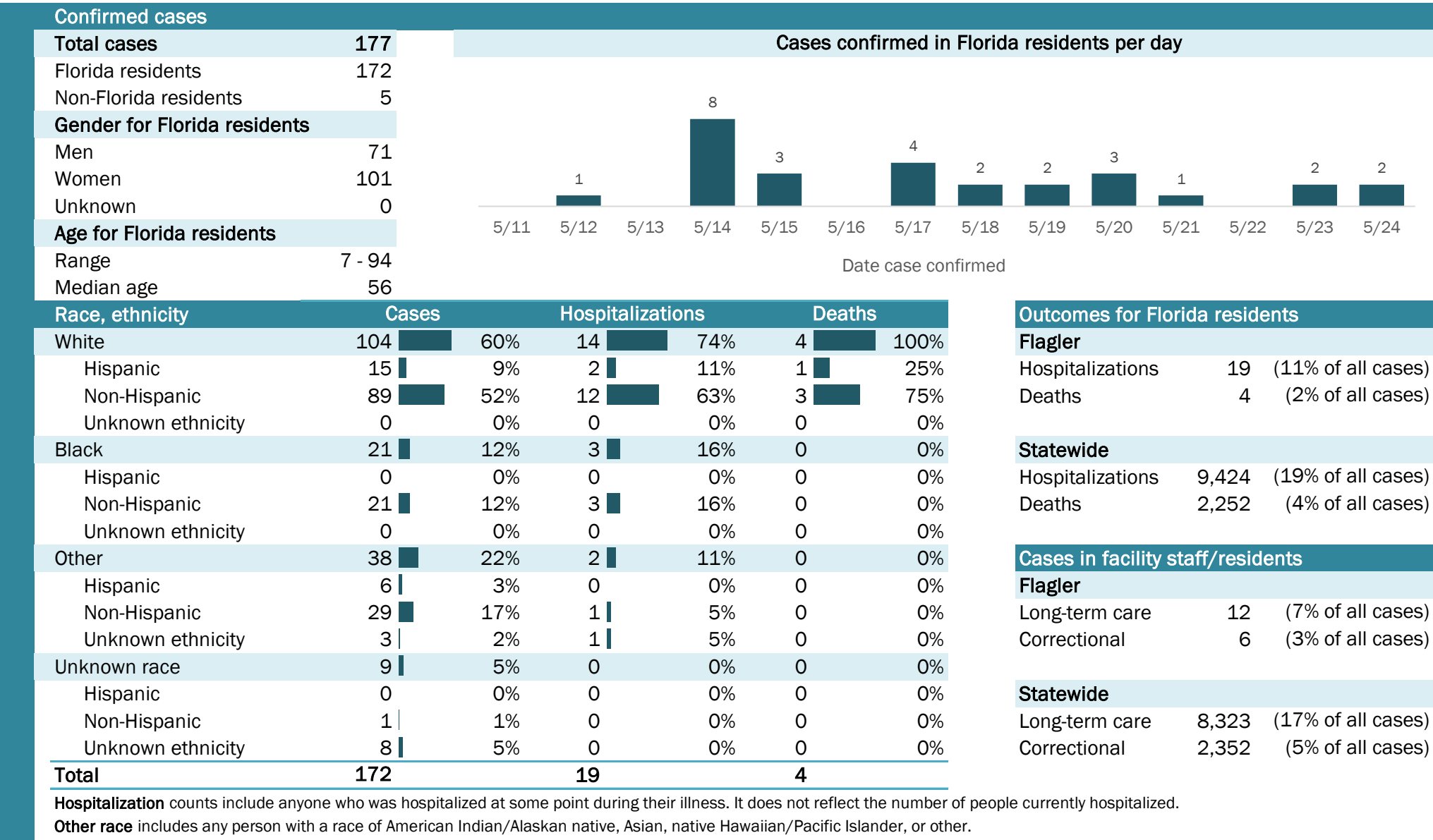


The Electronic Surveillance System for the Early Notification of Community-Based Epidemics (ESSENCE-FL) includes chief complaint data from 211 of 212 Florida EDs. Data are transmitted electronically to ESSENCE-FL daily or hourly.

# Coronavirus: summary for Flagler County

Data for May 25, 2020 (verified at 10 AM)

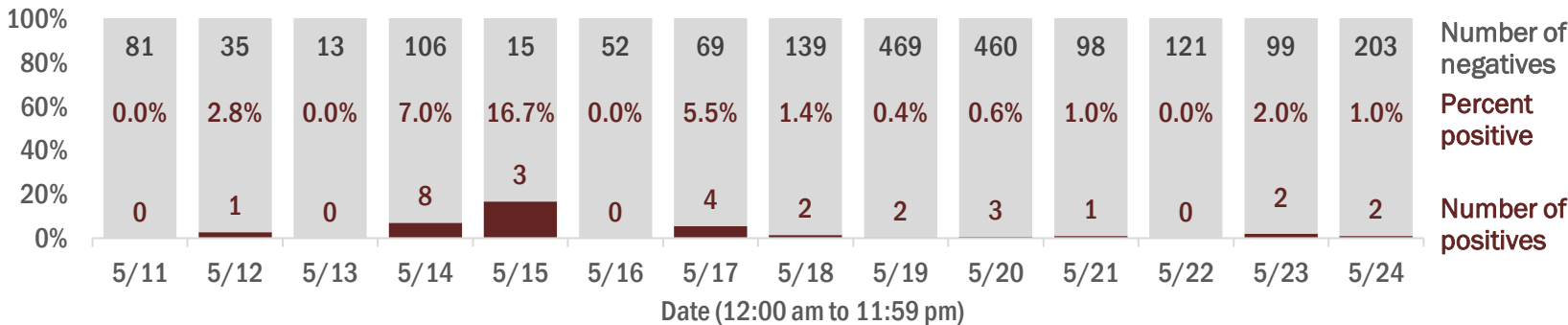
Data in this report are provisional and subject to change.



## Laboratory testing for Florida residents and non-Florida residents over the past 2 weeks

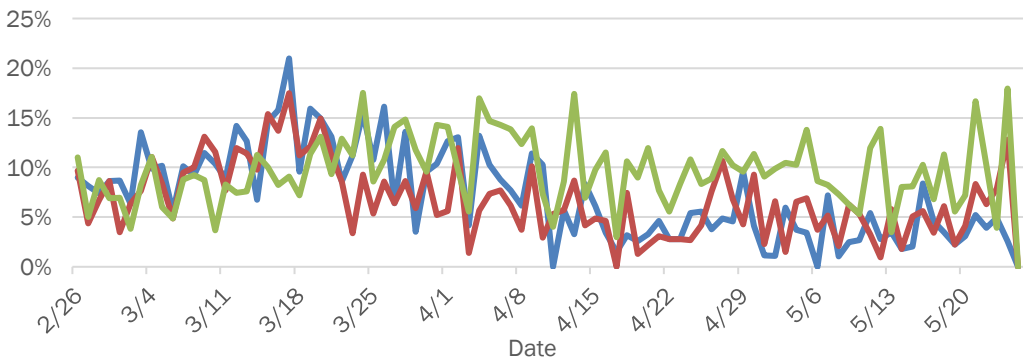
### Number and percent of positive labs

These counts include the number of people for whom the department received laboratory results by day. This percent is the number of people who test positive for the first time divided by all the people tested that day, excluding people who have previously tested positive.

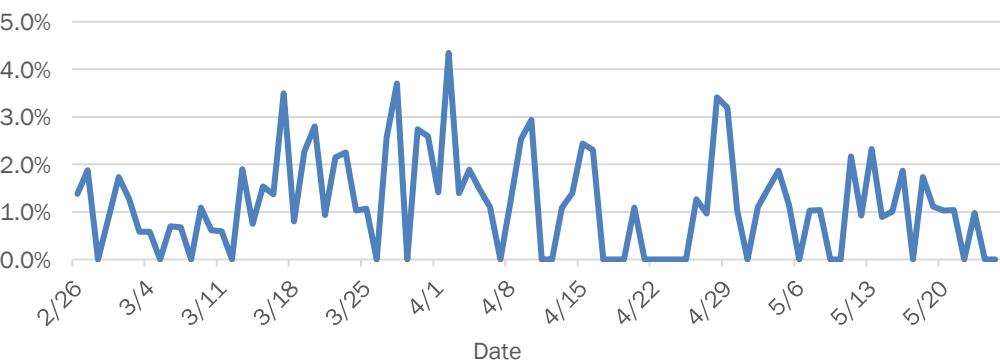


## Emergency department (ED) chief complaint and admission data for Flagler County

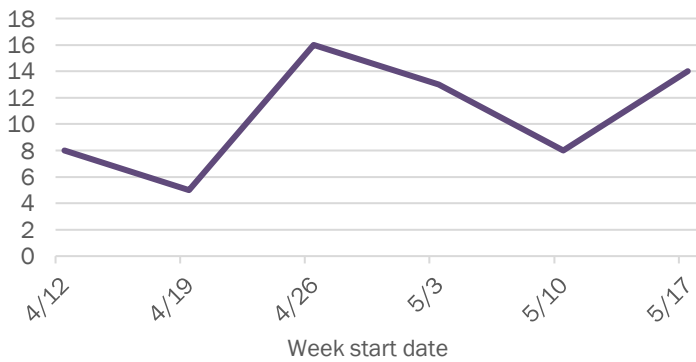
### Daily percent of ED visits mentioning cough, fever, or shortness of breath



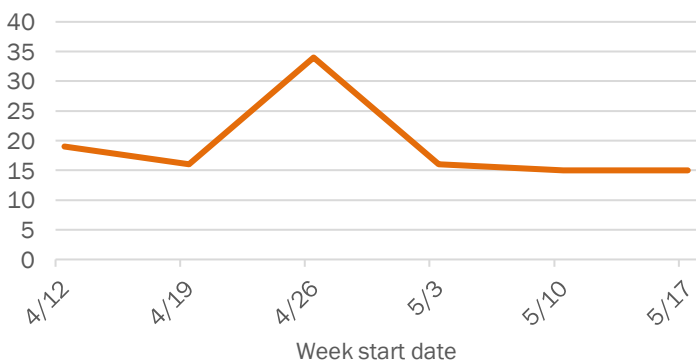
### Daily percent of ED visits resulting in cough-associated admissions



### Weekly count of ED visits for influenza-like illness



### Weekly count of ED visits for COVID-like illness



The Electronic Surveillance System for the Early Notification of Community-Based Epidemics (ESSENCE-FL) includes chief complaint data from 211 of 212 Florida EDs. Data are transmitted electronically to ESSENCE-FL daily or hourly.

# Coronavirus: summary for Franklin County

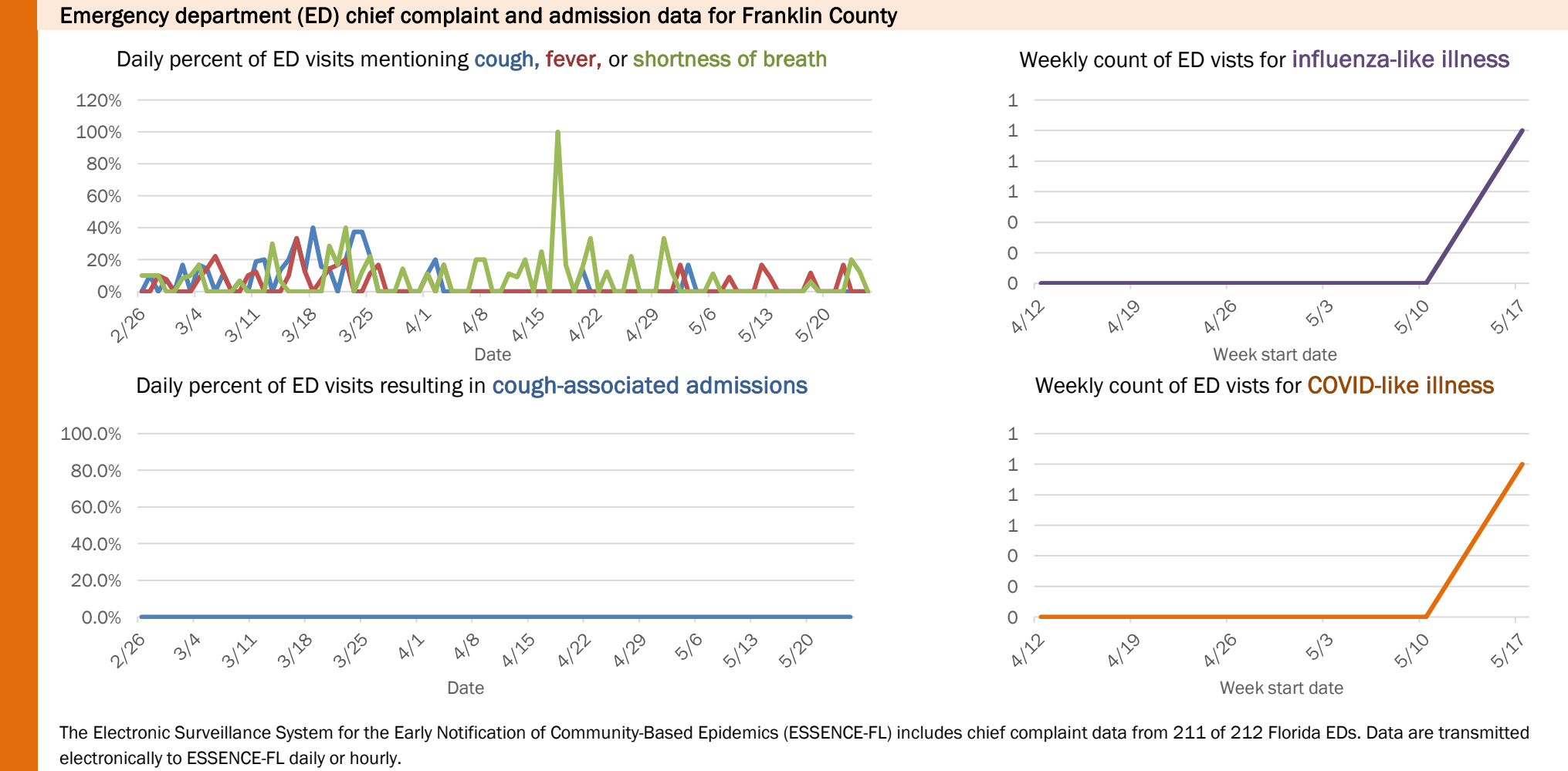
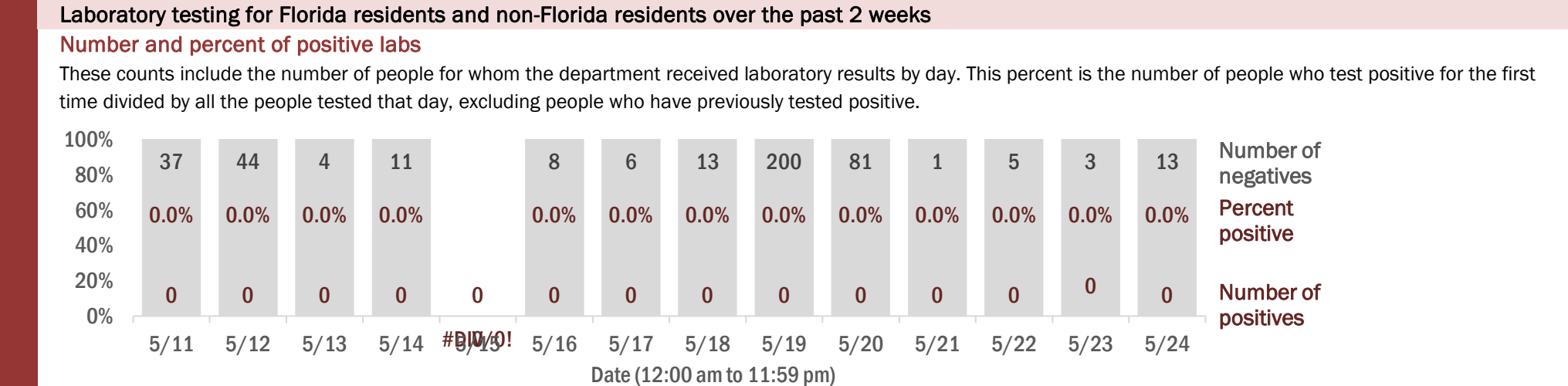
Data for May 25, 2020 (verified at 10 AM)

Data in this report are provisional and subject to change.

Confirmed cases																
Total cases	2	Cases confirmed in Florida residents per day														
Florida residents	1															
Non-Florida residents	1															
Gender for Florida residents																
Men	0															
Women	1															
Unknown	0															
Age for Florida residents		5/11	5/12	5/13	5/14	5/15	5/16	5/17	5/18	5/19	5/20	5/21	5/22	5/23	5/24	
Range	60 - 60	Date case confirmed														
Median age	60															
Race, ethnicity	Cases	Hospitalizations			Deaths			Outcomes for Florida residents								
White	1	<div><div></div></div> 100%	0	N/A	0	N/A	<b>Franklin</b>									
Hispanic	0	<div><div></div></div> 0%	0	N/A	0	N/A	Hospitalizations 0 (0% of all cases)									
Non-Hispanic	1	<div><div></div></div> 100%	0	N/A	0	N/A	Deaths 0 (0% of all cases)									
Unknown ethnicity	0	<div><div></div></div> 0%	0	N/A	0	N/A										
Black	0	<div><div></div></div> 0%	0	N/A	0	N/A	<b>Statewide</b>									
Hispanic	0	<div><div></div></div> 0%	0	N/A	0	N/A	Hospitalizations 9,424 (19% of all cases)									
Non-Hispanic	0	<div><div></div></div> 0%	0	N/A	0	N/A	Deaths 2,252 (4% of all cases)									
Unknown ethnicity	0	<div><div></div></div> 0%	0	N/A	0	N/A										
Other	0	<div><div></div></div> 0%	0	N/A	0	N/A	<b>Cases in facility staff/residents</b>									
Hispanic	0	<div><div></div></div> 0%	0	N/A	0	N/A	<b>Franklin</b>									
Non-Hispanic	0	<div><div></div></div> 0%	0	N/A	0	N/A	Long-term care 0 (0% of all cases)									
Unknown ethnicity	0	<div><div></div></div> 0%	0	N/A	0	N/A	Correctional 0 (0% of all cases)									
Unknown race	0	<div><div></div></div> 0%	0	N/A	0	N/A	<b>Statewide</b>									
Hispanic	0	<div><div></div></div> 0%	0	N/A	0	N/A	Long-term care 8,323 (17% of all cases)									
Non-Hispanic	0	<div><div></div></div> 0%	0	N/A	0	N/A	Correctional 2,352 (5% of all cases)									
Unknown ethnicity	0	<div><div></div></div> 0%	0	N/A	0	N/A										
Total	1		0		0											

**Hospitalization** counts include anyone who was hospitalized at some point during their illness. It does not reflect the number of people currently hospitalized.

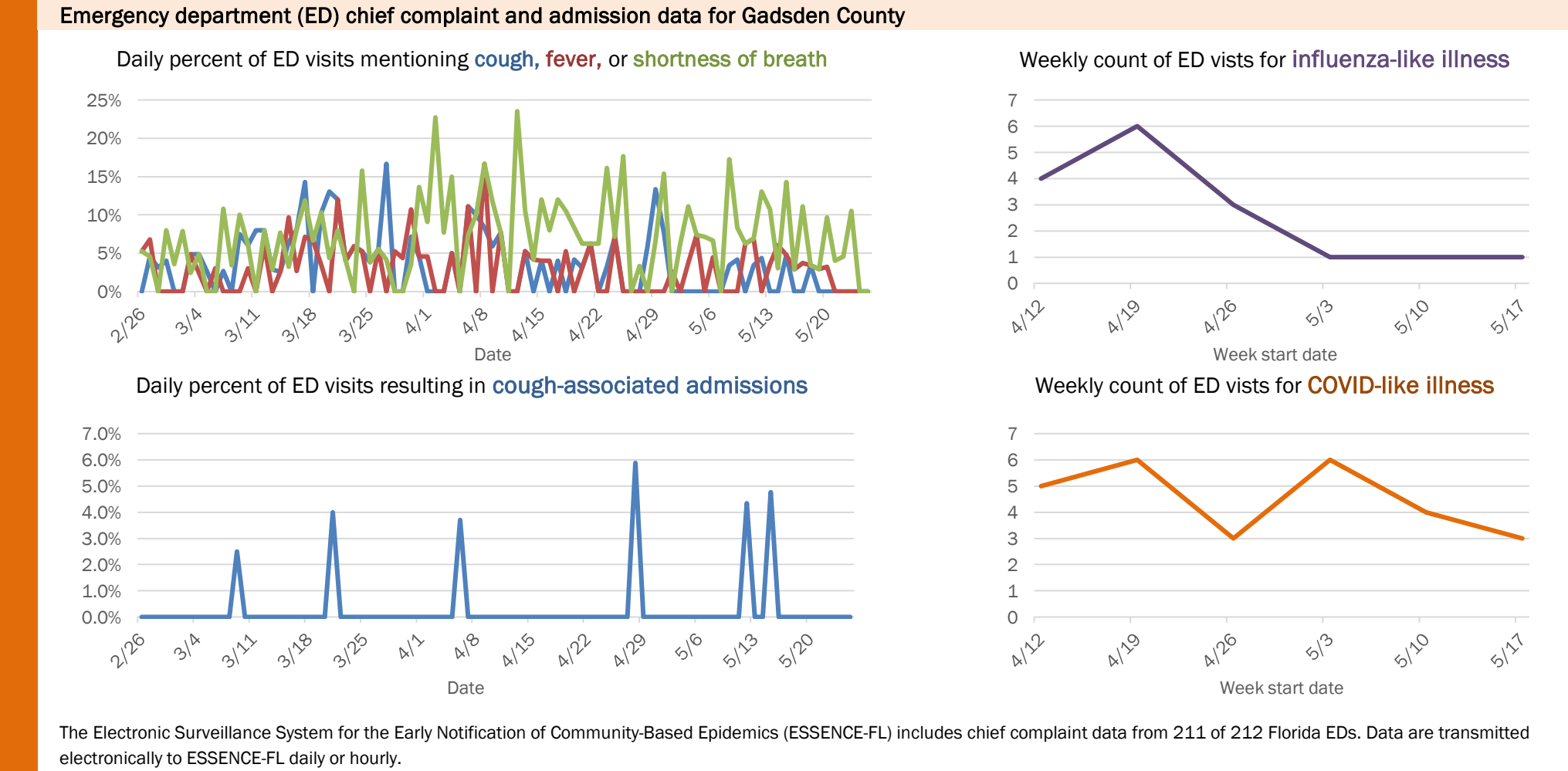
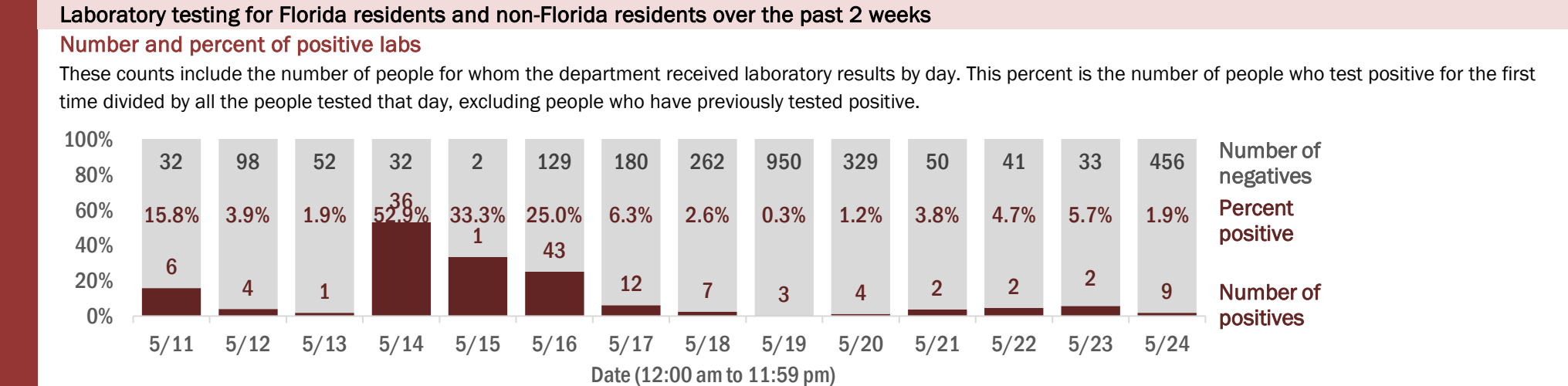
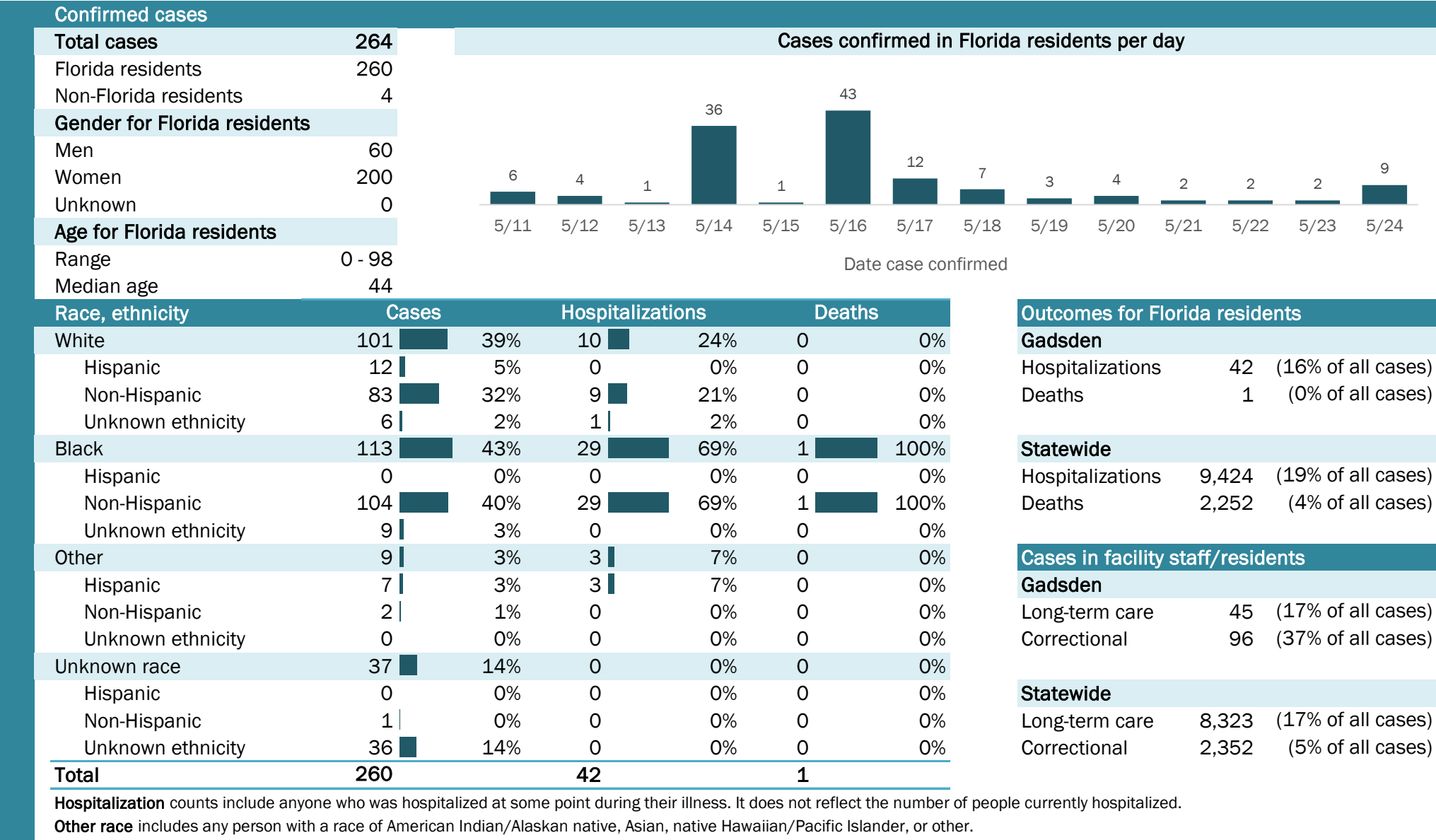
**Other race** includes any person with a race of American Indian/Alaskan native, Asian, native Hawaiian/Pacific Islander, or other.



# Coronavirus: summary for Gadsden County

Data for May 25, 2020 (verified at 10 AM)

Data in this report are provisional and subject to change.



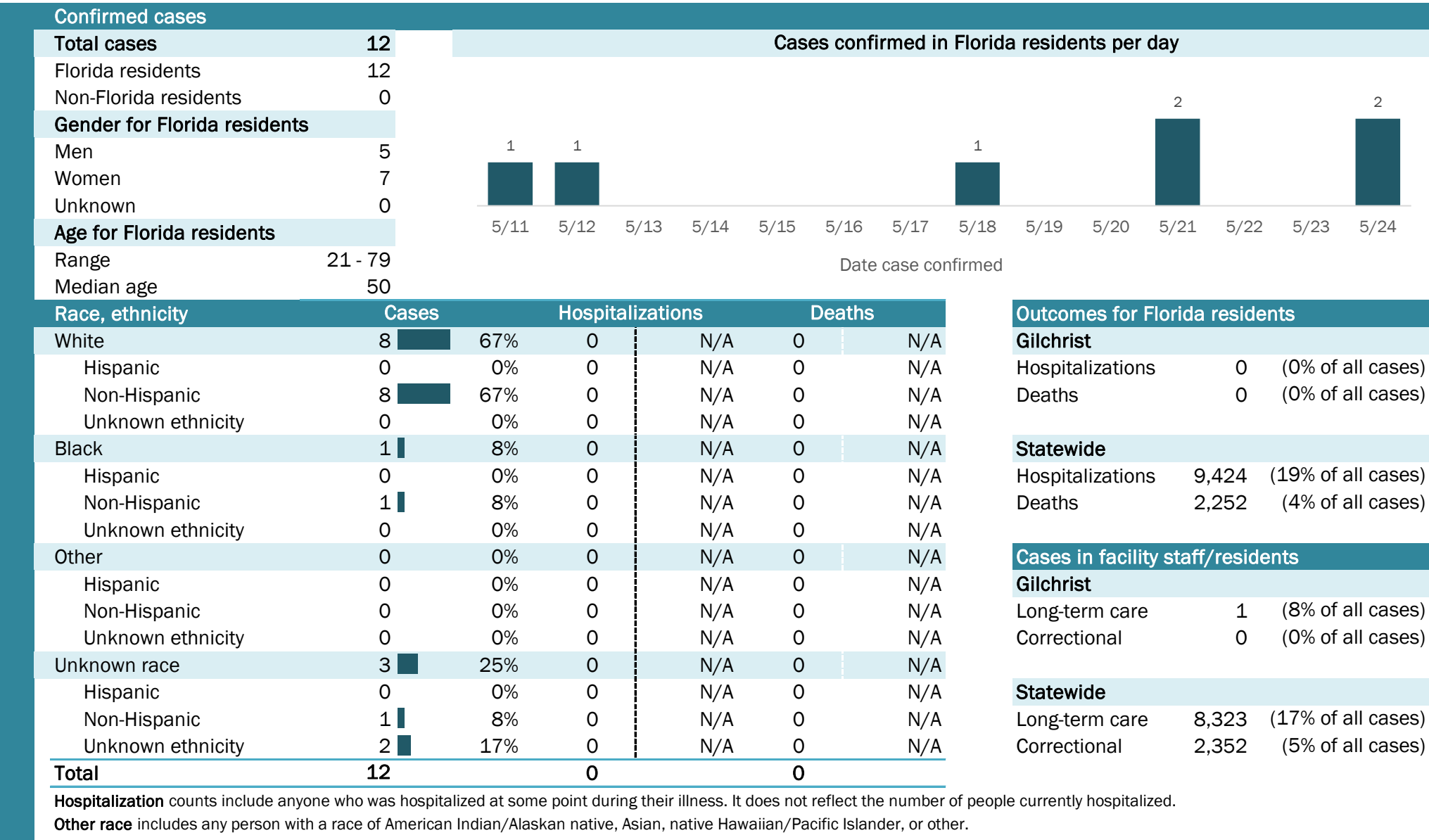
The Electronic Surveillance System for the Early Notification of Community-Based Epidemics (ESSENCE-FL) includes chief complaint data from 211 of 212 Florida EDs. Data are transmitted electronically to ESSENCE-FL daily or hourly.



# Coronavirus: summary for Gilchrist County

Data for May 25, 2020 (verified at 10 AM)

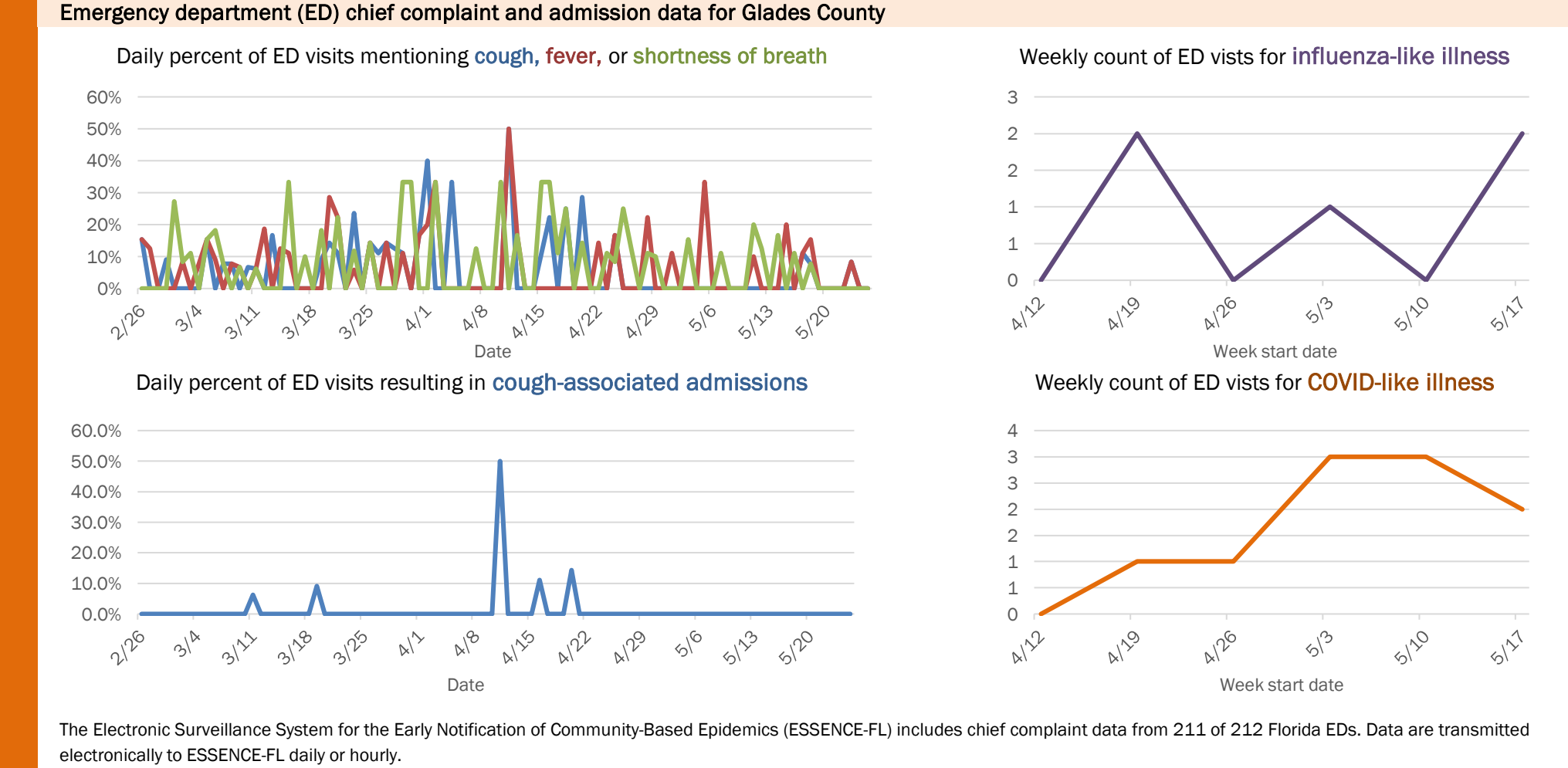
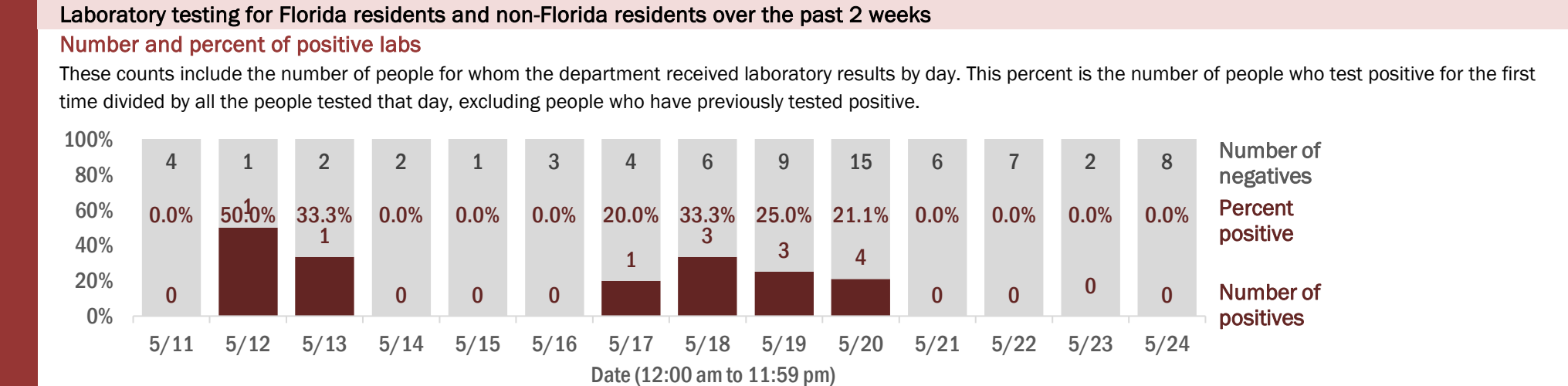
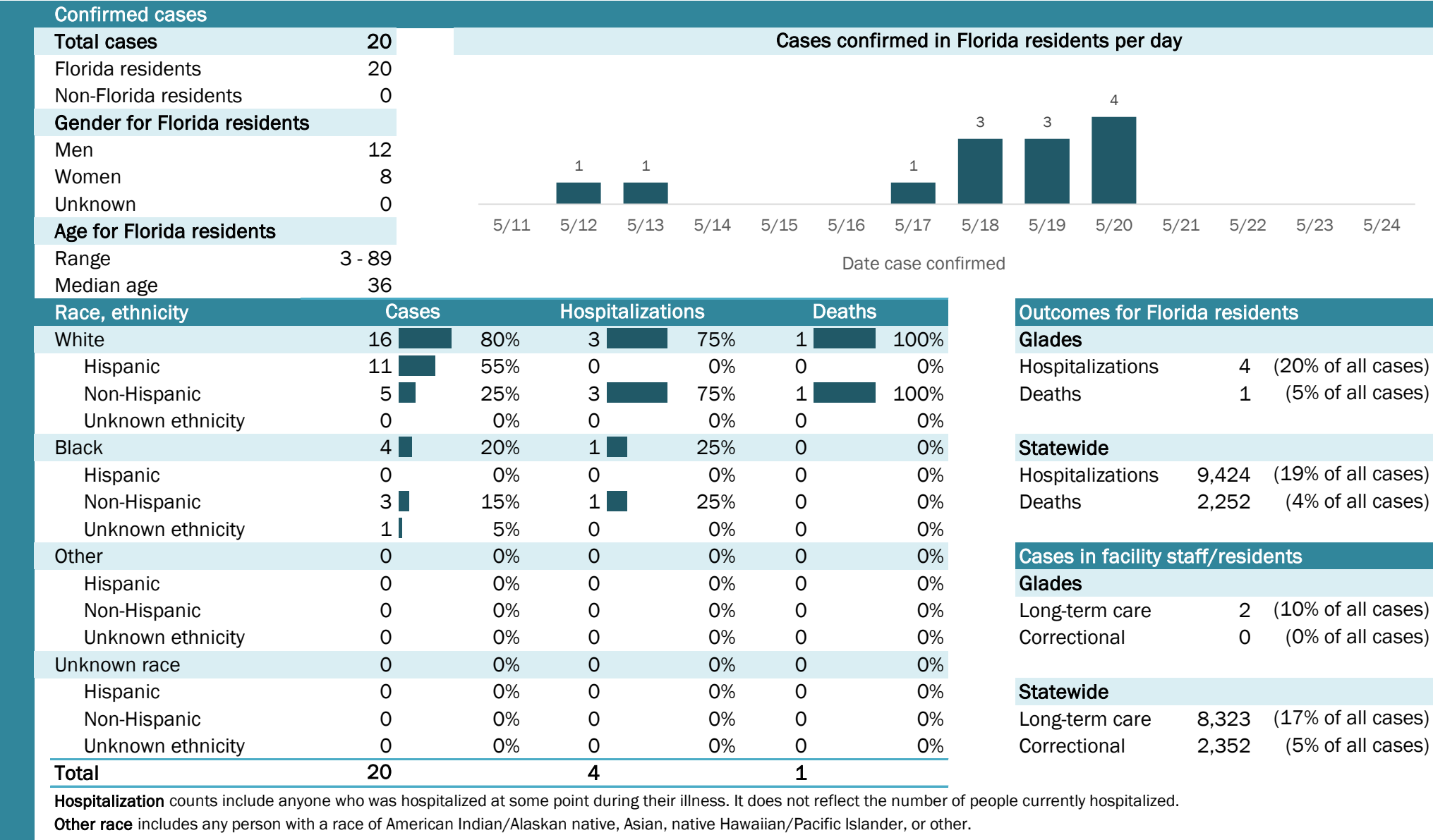
Data in this report are provisional and subject to change.



# Coronavirus: summary for Glades County

Data for May 25, 2020 (verified at 10 AM)

Data in this report are provisional and subject to change.



# Coronavirus: summary for Gulf County

Data for May 25, 2020 (verified at 10 AM)

Data in this report are provisional and subject to change.

Confirmed cases																	
Total cases	1	Cases confirmed in Florida residents per day															
Florida residents	1																
Non-Florida residents	0																
Gender for Florida residents																	
Men	0																
Women	1																
Unknown	0																
Age for Florida residents		5/11	5/12	5/13	5/14	5/15	5/16	5/17	5/18	5/19	5/20	5/21	5/22	5/23	5/24		
Range	42 - 42	Date case confirmed															
Median age	42																
Race, ethnicity	Cases	Hospitalizations			Deaths			Outcomes for Florida residents									
White	1	<div></div> 100%	0	N/A	0	N/A	<b>Gulf</b>										
Hispanic	0	<div></div> 0%	0	N/A	0	N/A	Hospitalizations 0 (0% of all cases)										
Non-Hispanic	1	<div></div> 100%	0	N/A	0	N/A	Deaths 0 (0% of all cases)										
Unknown ethnicity	0	<div></div> 0%	0	N/A	0	N/A											
Black	0	<div></div> 0%	0	N/A	0	N/A	<b>Statewide</b>										
Hispanic	0	<div></div> 0%	0	N/A	0	N/A	Hospitalizations 9,424 (19% of all cases)										
Non-Hispanic	0	<div></div> 0%	0	N/A	0	N/A	Deaths 2,252 (4% of all cases)										
Unknown ethnicity	0	<div></div> 0%	0	N/A	0	N/A											
Other	0	<div></div> 0%	0	N/A	0	N/A	<b>Cases in facility staff/residents</b>										
Hispanic	0	<div></div> 0%	0	N/A	0	N/A	<b>Gulf</b>										
Non-Hispanic	0	<div></div> 0%	0	N/A	0	N/A	Long-term care 0 (0% of all cases)										
Unknown ethnicity	0	<div></div> 0%	0	N/A	0	N/A	Correctional 0 (0% of all cases)										
Unknown race	0	<div></div> 0%	0	N/A	0	N/A	<b>Statewide</b>										
Hispanic	0	<div></div> 0%	0	N/A	0	N/A	Long-term care 8,323 (17% of all cases)										
Non-Hispanic	0	<div></div> 0%	0	N/A	0	N/A	Correctional 2,352 (5% of all cases)										
Unknown ethnicity	0	<div></div> 0%	0	N/A	0	N/A											
Total	1	0			0												

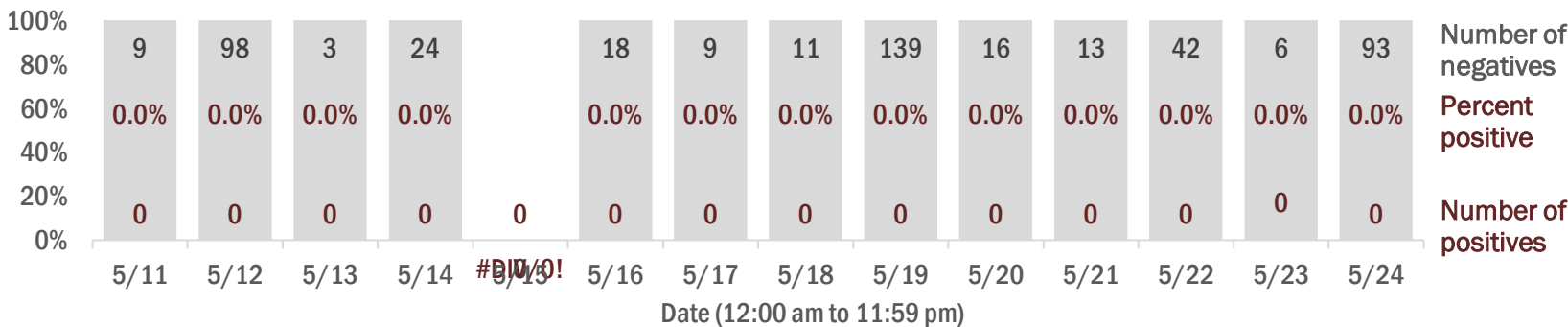
**Hospitalization** counts include anyone who was hospitalized at some point during their illness. It does not reflect the number of people currently hospitalized.

**Other race** includes any person with a race of American Indian/Alaskan native, Asian, native Hawaiian/Pacific Islander, or other.

## Laboratory testing for Florida residents and non-Florida residents over the past 2 weeks

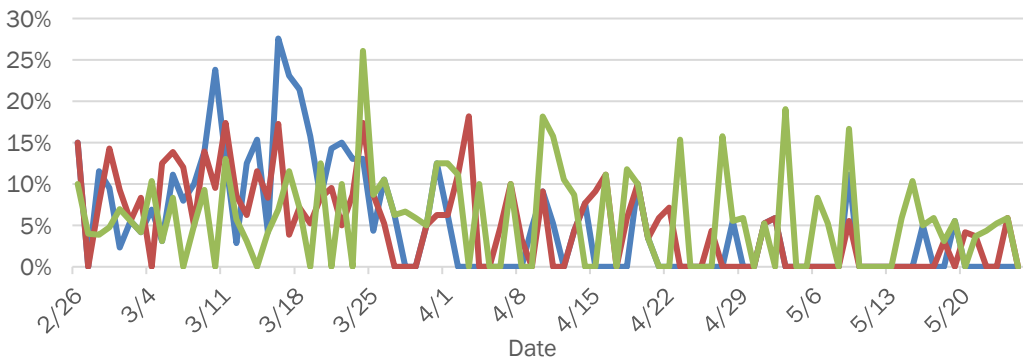
### Number and percent of positive labs

These counts include the number of people for whom the department received laboratory results by day. This percent is the number of people who test positive for the first time divided by all the people tested that day, excluding people who have previously tested positive.

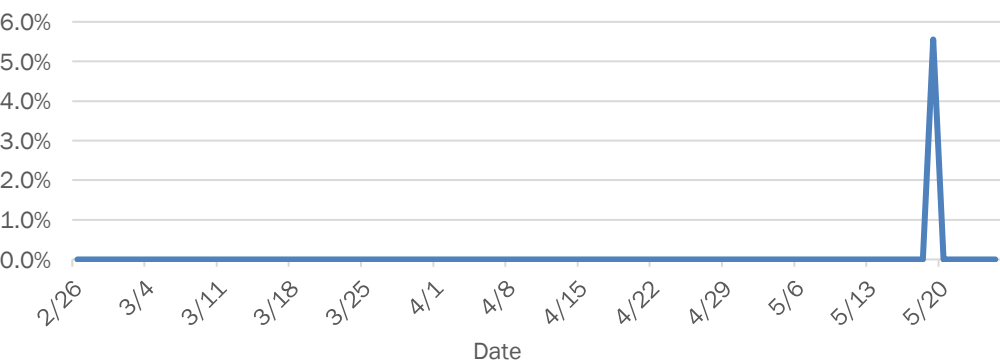


## Emergency department (ED) chief complaint and admission data for Gulf County

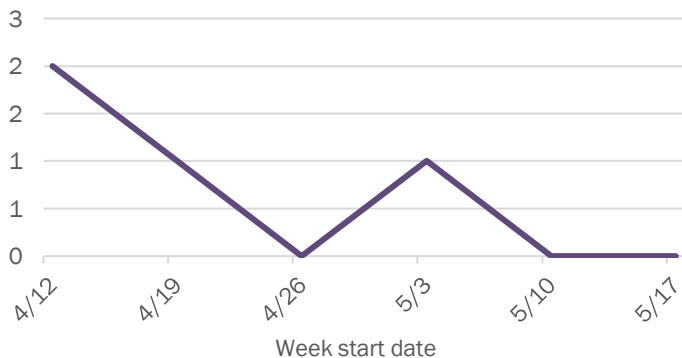
### Daily percent of ED visits mentioning cough, fever, or shortness of breath



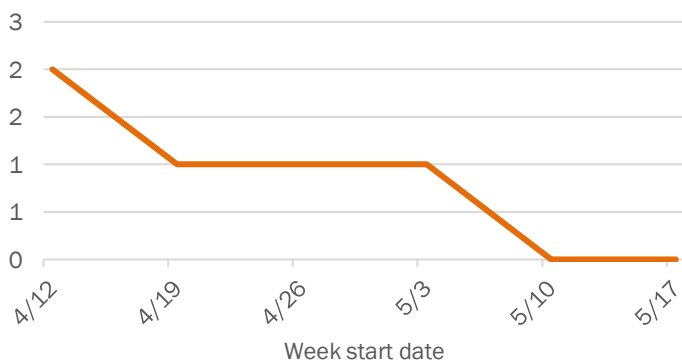
### Daily percent of ED visits resulting in cough-associated admissions



### Weekly count of ED visits for influenza-like illness



### Weekly count of ED visits for COVID-like illness



The Electronic Surveillance System for the Early Notification of Community-Based Epidemics (ESSENCE-FL) includes chief complaint data from 211 of 212 Florida EDs. Data are transmitted electronically to ESSENCE-FL daily or hourly.

# Coronavirus: summary for Hamilton County

Data for May 25, 2020 (verified at 10 AM)

Data in this report are provisional and subject to change.

Confirmed cases

Total cases	206
Florida residents	205
Non-Florida residents	1
Gender for Florida residents	
Men	194
Women	11
Unknown	0
Age for Florida residents	
Range	20 - 84
Median age	41

Cases confirmed in Florida residents per day

Date case confirmed	Cases
5/11	0
5/12	67
5/13	48
5/14	10
5/15	0
5/16	3
5/17	0
5/18	0
5/19	6
5/20	3
5/21	3
5/22	2
5/23	33
5/24	9

Race, ethnicity	Cases	Hospitalizations	Deaths
White	97 47%	0 0%	0 N/A
Hispanic	7 3%	0 0%	0 N/A
Non-Hispanic	29 14%	0 0%	0 N/A
Unknown ethnicity	61 30%	0 0%	0 N/A
Black	95 46%	0 0%	0 N/A
Hispanic	1 0%	0 0%	0 N/A
Non-Hispanic	31 15%	0 0%	0 N/A
Unknown ethnicity	63 31%	0 0%	0 N/A
Other	12 6%	1 100%	0 N/A
Hispanic	3 1%	1 100%	0 N/A
Non-Hispanic	0 0%	0 0%	0 N/A
Unknown ethnicity	9 4%	0 0%	0 N/A
Unknown race	1 0%	0 0%	0 N/A
Hispanic	0 0%	0 0%	0 N/A
Non-Hispanic	0 0%	0 0%	0 N/A
Unknown ethnicity	1 0%	0 0%	0 N/A
Total	205	1	0

Outcomes for Florida residents

Hamilton

Hospitalizations	1	(0% of all cases)
Deaths	0	(0% of all cases)

Statewide

Hospitalizations	9,424	(19% of all cases)
Deaths	2,252	(4% of all cases)

Cases in facility staff/residents

Hamilton

Long-term care	2	(1% of all cases)
Correctional	187	(91% of all cases)

Statewide

Long-term care	8,323	(17% of all cases)
Correctional	2,352	(5% of all cases)

**Hospitalization** counts include anyone who was hospitalized at some point during their illness. It does not reflect the number of people currently hospitalized.  
**Other race** includes any person with a race of American Indian/Alaskan native, Asian, native Hawaiian/Pacific Islander, or other.

## Laboratory testing for Florida residents and non-Florida residents over the past 2 weeks

### Number and percent of positive labs

These counts include the number of people for whom the department received laboratory results by day. This percent is the number of people who test positive for the first time divided by all the people tested that day, excluding people who have previously tested positive.

Date	Number of negatives	Percent positive	Number of positives
5/11	92	0.0%	0
5/12	72	48.2%	35
5/13	175	21.5%	38
5/14	10	50.0%	5
5/15	376	0.0%	0
5/16	31	8.8%	3
5/17	141	0.0%	0
5/18	74	0.0%	0
5/19	64	8.6%	6
5/20	36	7.7%	3
5/21	34	8.1%	3
5/22	62	3.1%	2
5/23	155	17.6%	27
5/24	77	10.5%	9

## Emergency department (ED) chief complaint and admission data for Hamilton County

### Daily percent of ED visits mentioning cough, fever, or shortness of breath

### Daily percent of ED visits resulting in cough-associated admissions

### Weekly count of ED visits for influenza-like illness

### Weekly count of ED visits for COVID-like illness

The Electronic Surveillance System for the Early Notification of Community-Based Epidemics (ESSENCE-FL) includes chief complaint data from 211 of 212 Florida EDs. Data are transmitted electronically to ESSENCE-FL daily or hourly.



# Coronavirus: summary for Hardee County

Data for May 25, 2020 (verified at 10 AM)

Data in this report are provisional and subject to change.

Confirmed cases

Total cases

85

Florida residents

83

Non-Florida residents

2

Gender for Florida residents

Men

46

Women

37

Unknown

0

Age for Florida residents

Range

2 - 83

Median age

29

Cases confirmed in Florida residents per day

1

1

1

1

1

2

4

4

8

4

12

10

5/11

5/12

5/13

5/14

5/15

5/16

5/17

5/18

5/19

5/20

5/21

5/22

5/23

5/24

Date case confirmed

Race, ethnicity	Cases	Hospitalizations	Deaths
White	3036%	220%	0N/A
Hispanic	1923%	00%	0N/A
Non-Hispanic	1113%	220%	0N/A
Unknown ethnicity	00%	00%	0N/A
Black	3239%	550%	0N/A
Hispanic	00%	00%	0N/A
Non-Hispanic	3137%	550%	0N/A
Unknown ethnicity	11%	00%	0N/A
Other	1923%	330%	0N/A
Hispanic	1619%	110%	0N/A
Non-Hispanic	34%	220%	0N/A
Unknown ethnicity	00%	00%	0N/A
Unknown race	22%	00%	0N/A
Hispanic	00%	00%	0N/A
Non-Hispanic	00%	00%	0N/A
Unknown ethnicity	22%	00%	0N/A
Total	83	10	0

Hospitalization

counts include anyone who was hospitalized at some point during their illness. It does not reflect the number of people currently hospitalized.

Other race

includes any person with a race of American Indian/Alaskan native, Asian, native Hawaiian/Pacific Islander, or other.

Outcomes for Florida residents

Hardee

Hospitalizations

10

(12% of all cases)

Deaths

0

(0% of all cases)

Statewide

Hospitalizations

9,424

(19% of all cases)

Deaths

2,252

(4% of all cases)

Cases in facility staff/residents

Hardee

Long-term care

5

(6% of all cases)

Correctional

2

(2% of all cases)

Statewide

Long-term care

8,323

(17% of all cases)

Correctional

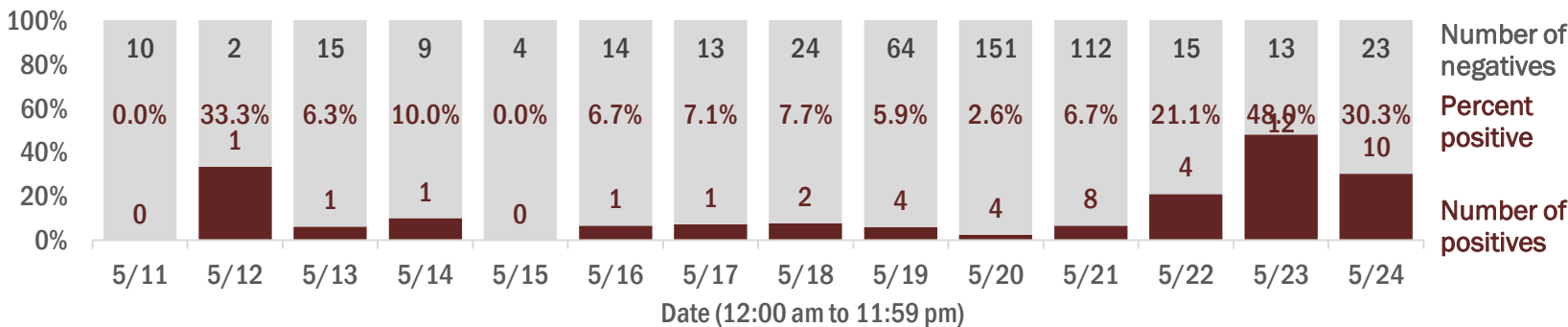
2,352

(5% of all cases)

## Laboratory testing for Florida residents and non-Florida residents over the past 2 weeks

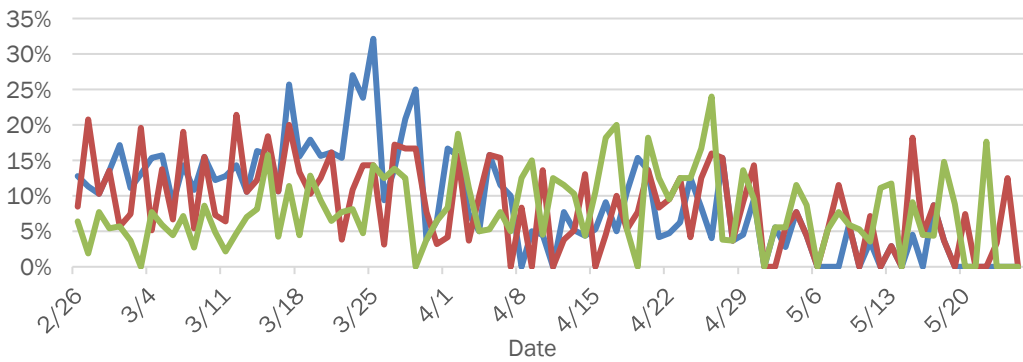
### Number and percent of positive labs

These counts include the number of people for whom the department received laboratory results by day. This percent is the number of people who test positive for the first time divided by all the people tested that day, excluding people who have previously tested positive.

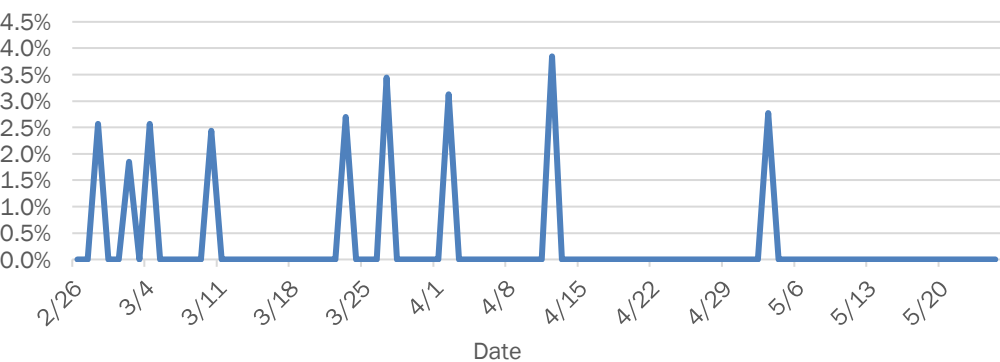


## Emergency department (ED) chief complaint and admission data for Hardee County

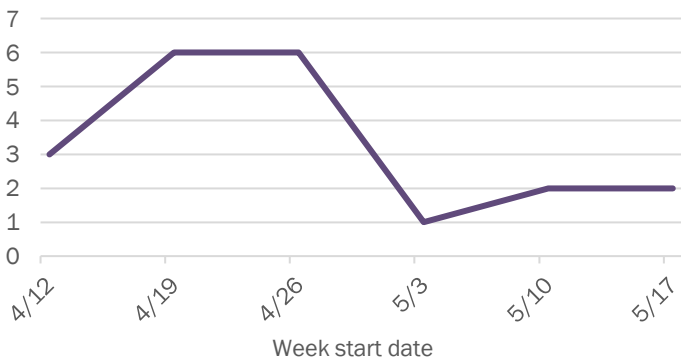
### Daily percent of ED visits mentioning cough, fever, or shortness of breath



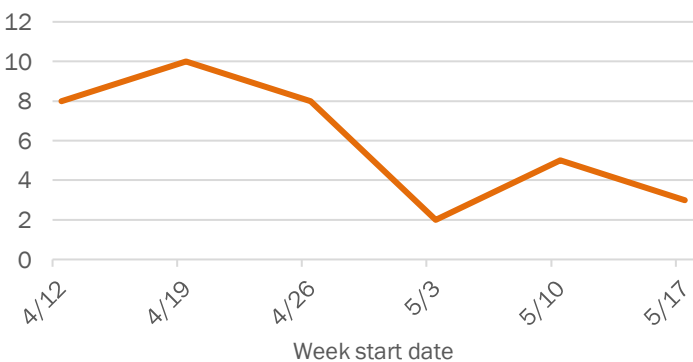
### Daily percent of ED visits resulting in cough-associated admissions



### Weekly count of ED visits for influenza-like illness



### Weekly count of ED visits for COVID-like illness

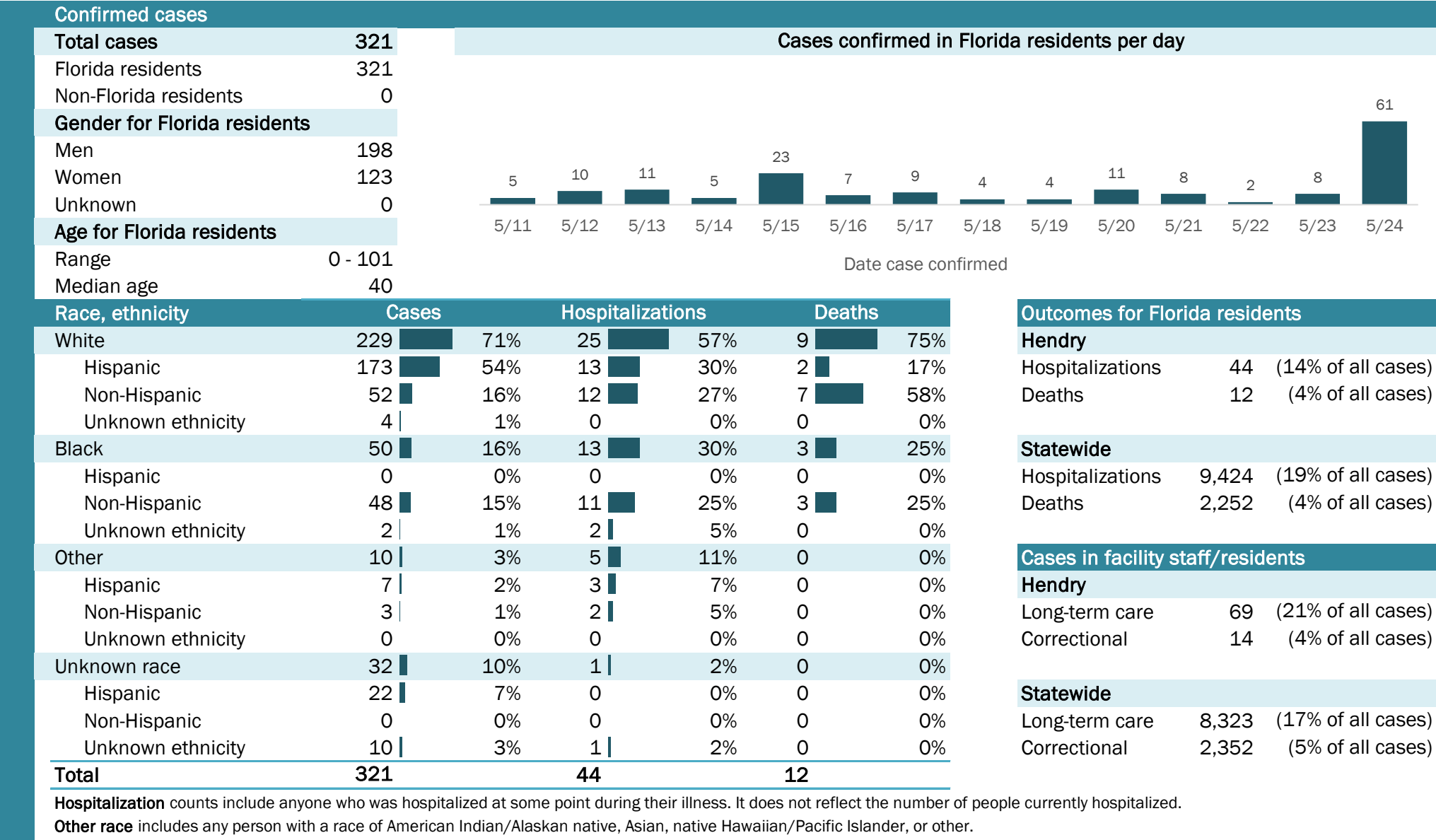


The Electronic Surveillance System for the Early Notification of Community-Based Epidemics (ESSENCE-FL) includes chief complaint data from 211 of 212 Florida EDs. Data are transmitted electronically to ESSENCE-FL daily or hourly.

# Coronavirus: summary for Hendry County

Data for May 25, 2020 (verified at 10 AM)

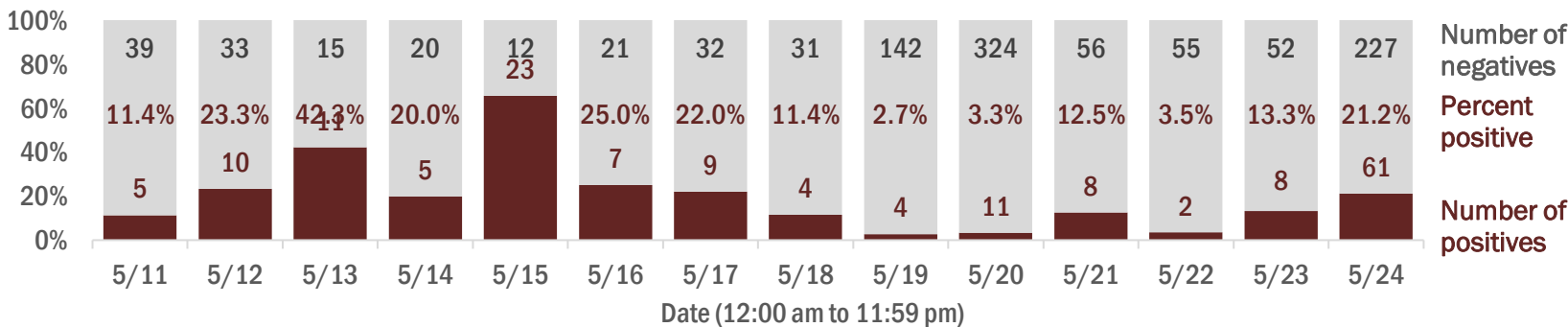
Data in this report are provisional and subject to change.



## Laboratory testing for Florida residents and non-Florida residents over the past 2 weeks

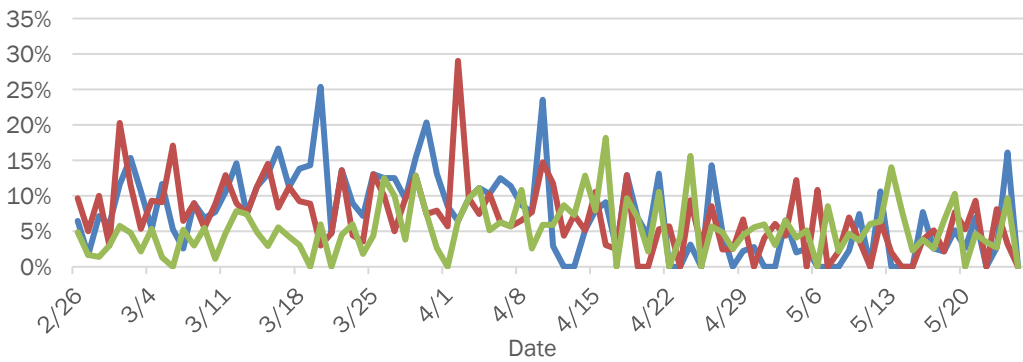
### Number and percent of positive labs

These counts include the number of people for whom the department received laboratory results by day. This percent is the number of people who test positive for the first time divided by all the people tested that day, excluding people who have previously tested positive.

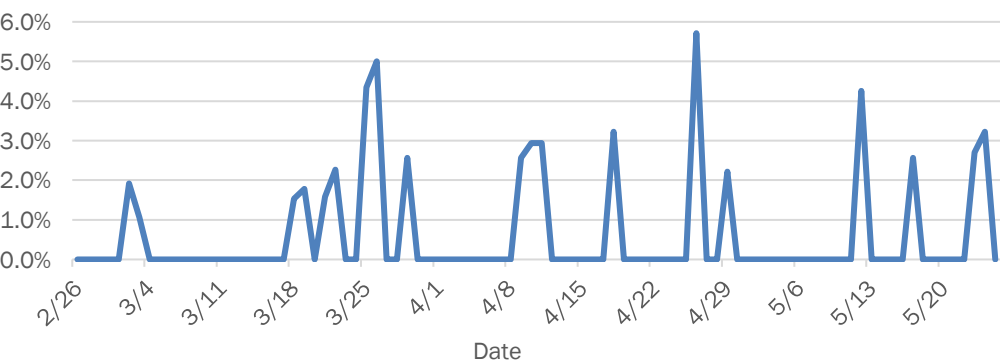


## Emergency department (ED) chief complaint and admission data for Hendry County

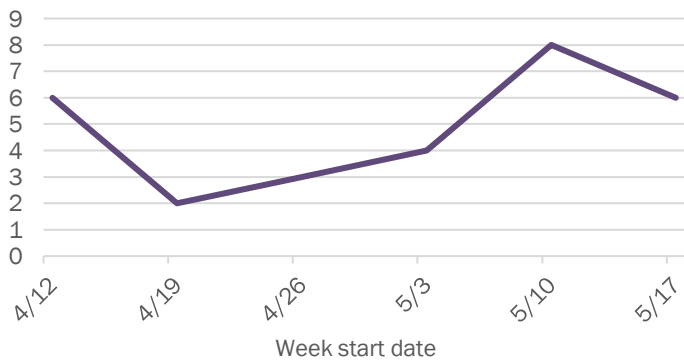
### Daily percent of ED visits mentioning cough, fever, or shortness of breath



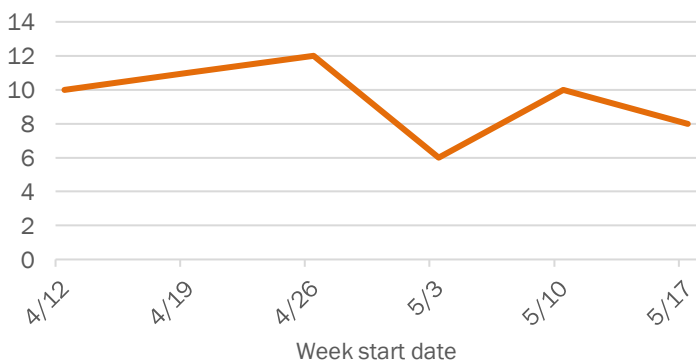
### Daily percent of ED visits resulting in cough-associated admissions



### Weekly count of ED visits for influenza-like illness



### Weekly count of ED visits for COVID-like illness

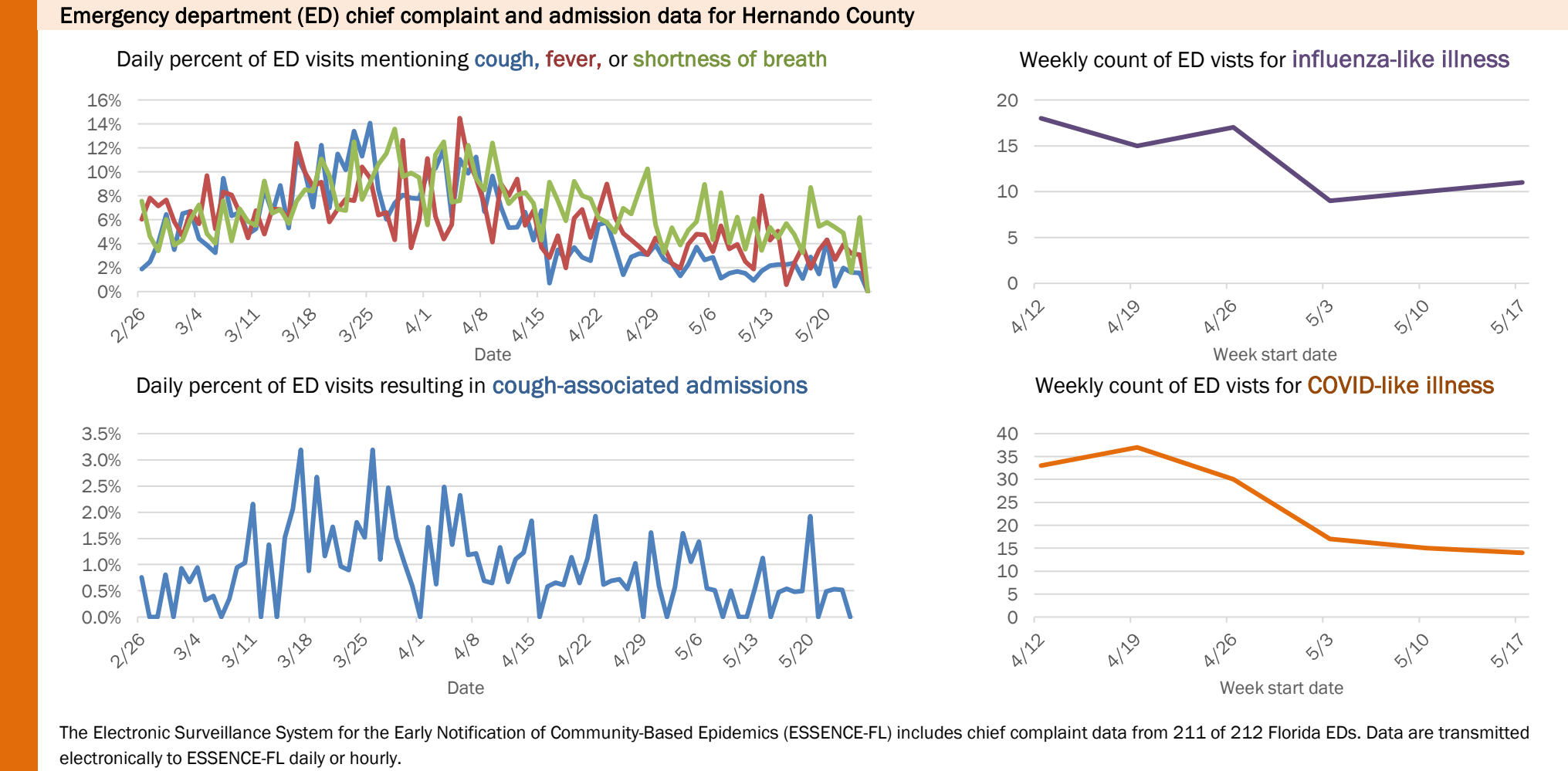
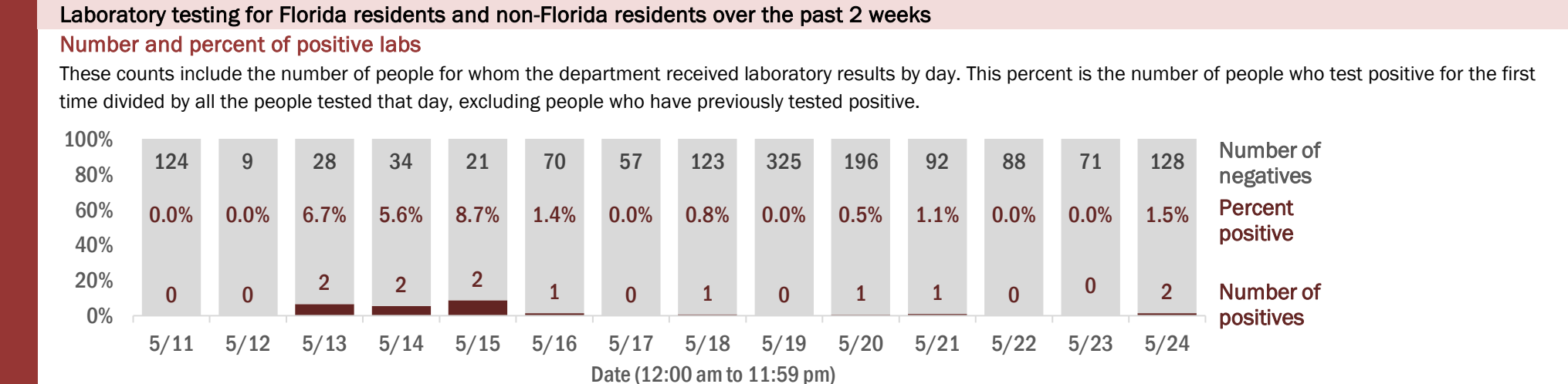
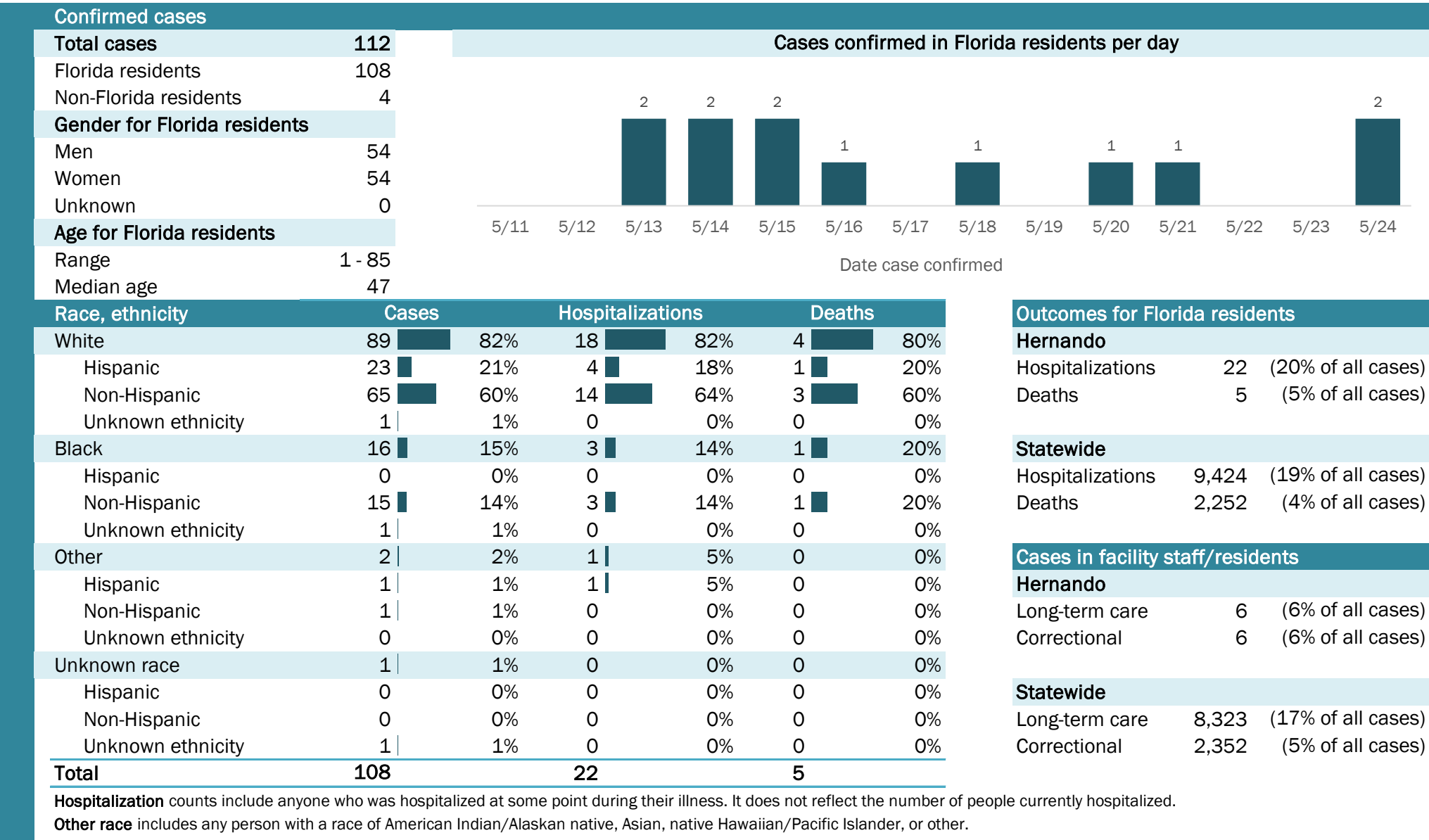


The Electronic Surveillance System for the Early Notification of Community-Based Epidemics (ESSENCE-FL) includes chief complaint data from 211 of 212 Florida EDs. Data are transmitted electronically to ESSENCE-FL daily or hourly.

# Coronavirus: summary for Hernando County

Data for May 25, 2020 (verified at 10 AM)

Data in this report are provisional and subject to change.



# Coronavirus: summary for Highlands County

Data for May 25, 2020 (verified at 10 AM)

Data in this report are provisional and subject to change.

Confirmed cases

Total cases

114

Florida residents

113

Non-Florida residents

1

Gender for Florida residents

Men

58

Women

55

Unknown

0

Age for Florida residents

Range

0 - 85

Median age

55

Cases confirmed in Florida residents per day

2

5/11

1

5/12

2

5/13

1

5/14

1

5/15

0

5/16

0

5/17

2

5/18

1

5/19

1

5/20

3

5/21

1

5/22

0

5/23

1

5/24

Race, ethnicity

Cases

Hospitalizations

Deaths

White

64

57%

16

46%

2

25%

Hispanic

20

18%

4

11%

0

0%

Non-Hispanic

38

34%

10

29%

2

25%

Unknown ethnicity

6

5%

2

6%

0

0%

Black

26

23%

11

31%

4

50%

Hispanic

1

1%

0

0%

0

0%

Non-Hispanic

24

21%

10

29%

3

38%

Unknown ethnicity

1

1%

1

3%

1

13%

Other

20

18%

8

23%

2

25%

Hispanic

14

12%

6

17%

1

13%

Non-Hispanic

6

5%

2

6%

1

13%

Unknown ethnicity

0

0%

0

0%

0

0%

Unknown race

3

3%

0

0%

0

0%

Hispanic

1

1%

0

0%

0

0%

Non-Hispanic

0

0%

0

0%

0

0%

Unknown ethnicity

2

2%

0

0%

0

0%

Total

113

35

8

Outcomes for Florida residents

Highlands

Hospitalizations

35

(31% of all cases)

Deaths

8

(7% of all cases)

Statewide

Hospitalizations

9,424

(19% of all cases)

Deaths

2,252

(4% of all cases)

Cases in facility staff/residents

Highlands

Long-term care

10

(9% of all cases)

Correctional

1

(1% of all cases)

Statewide

Long-term care

8,323

(17% of all cases)

Correctional

2,352

(5% of all cases)

Hospitalization counts include anyone who was hospitalized at some point during their illness. It does not reflect the number of people currently hospitalized.

Other race includes any person with a race of American Indian/Alaskan native, Asian, native Hawaiian/Pacific Islander, or other.

## Laboratory testing for Florida residents and non-Florida residents over the past 2 weeks

### Number and percent of positive labs

These counts include the number of people for whom the department received laboratory results by day. This percent is the number of people who test positive for the first time divided by all the people tested that day, excluding people who have previously tested positive.

Date	Number of negatives	Percent positive	Number of positives
5/11	70	2.8%	2
5/12	109	0.9%	1
5/13	29	6.5%	2
5/14	68	1.4%	1
5/15	14	6.7%	1
5/16	67	0.0%	0
5/17	104	0.0%	0
5/18	152	1.3%	2
5/19	403	0.2%	1
5/20	610	0.2%	1
5/21	124	2.4%	3
5/22	100	1.0%	1
5/23	55	0.0%	0
5/24	76	1.3%	1

## Emergency department (ED) chief complaint and admission data for Highlands County

### Daily percent of ED visits mentioning cough, fever, or shortness of breath

### Daily percent of ED visits resulting in cough-associated admissions

### Weekly count of ED visits for influenza-like illness

### Weekly count of ED visits for COVID-like illness

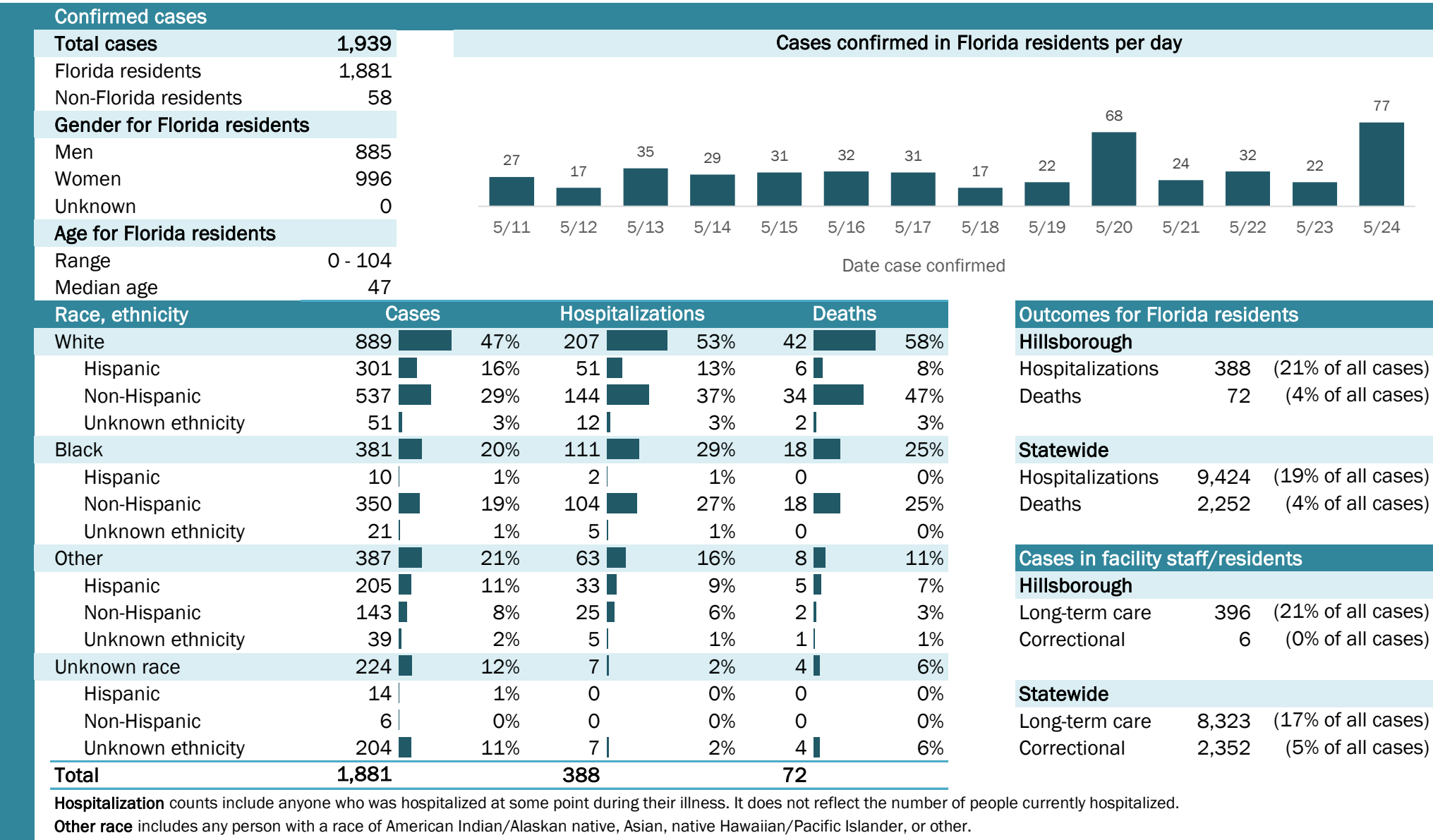
The Electronic Surveillance System for the Early Notification of Community-Based Epidemics (ESSENCE-FL) includes chief complaint data from 211 of 212 Florida EDs. Data are transmitted electronically to ESSENCE-FL daily or hourly.



# Coronavirus: summary for Hillsborough County

Data for May 25, 2020 (verified at 10 AM)

Data in this report are provisional and subject to change.



# Coronavirus: summary for Holmes County

Data for May 25, 2020 (verified at 10 AM)

Data in this report are provisional and subject to change.

Confirmed cases

Total cases

14

Cases confirmed in Florida residents per day

1

2

1

5/19

5/20

5/21

Florida residents

14

Non-Florida residents

0

Gender for Florida residents

Men

8

Women

6

Unknown

0

Age for Florida residents

Range

1 - 73

Median age

40

Race, ethnicity	Cases	Hospitalizations	Deaths
White	9	0	0
Hispanic	0	0	0
Non-Hispanic	9	0	0
Unknown ethnicity	0	0	0
Black	3	1	0
Hispanic	0	0	0
Non-Hispanic	3	1	0
Unknown ethnicity	0	0	0
Other	1	0	0
Hispanic	0	0	0
Non-Hispanic	1	0	0
Unknown ethnicity	0	0	0
Unknown race	1	0	0
Hispanic	0	0	0
Non-Hispanic	0	0	0
Unknown ethnicity	1	0	0
Total	14	1	0

Hospitalization counts include anyone who was hospitalized at some point during their illness. It does not reflect the number of people currently hospitalized.

Other race includes any person with a race of American Indian/Alaskan native, Asian, native Hawaiian/Pacific Islander, or other.

Outcomes for Florida residents

Holmes

Hospitalizations

1

(7% of all cases)

Deaths

0

(0% of all cases)

Statewide

Hospitalizations

9,424

(19% of all cases)

Deaths

2,252

(4% of all cases)

Cases in facility staff/residents

Holmes

Long-term care

2

(14% of all cases)

Correctional

0

(0% of all cases)

Statewide

Long-term care

8,323

(17% of all cases)

Correctional

2,352

(5% of all cases)

## Laboratory testing for Florida residents and non-Florida residents over the past 2 weeks

### Number and percent of positive labs

These counts include the number of people for whom the department received laboratory results by day. This percent is the number of people who test positive for the first time divided by all the people tested that day, excluding people who have previously tested positive.

Date	Number of positives	Percent positive	Number of negatives
5/11	0	0.0%	6
5/12	0	0.0%	6
5/13	0	0.0%	12
5/14	0	0.0%	2
5/15	0	0.0%	0
5/16	0	0.0%	8
5/17	0	0.0%	7
5/18	0	0.0%	14
5/19	1	7.7%	12
5/20	2	5.6%	34
5/21	1	1.4%	69
5/22	0	0.0%	27
5/23	0	0.0%	4
5/24	0	0.0%	26

## Emergency department (ED) chief complaint and admission data for Holmes County

### Daily percent of ED visits mentioning cough, fever, or shortness of breath

Date	Cough	Fever	Shortness of breath
2/26	10%	10%	10%
3/4	10%	10%	10%
3/11	10%	10%	10%
3/18	10%	10%	10%
3/25	10%	10%	10%
4/1	10%	10%	10%
4/8	10%	10%	10%
4/15	10%	10%	10%
4/22	10%	10%	10%
4/29	10%	10%	10%
5/6	10%	10%	10%
5/13	10%	10%	10%
5/20	10%	10%	10%

### Daily percent of ED visits resulting in cough-associated admissions

Date	Cough-associated admissions
2/26	0.0%
3/4	0.0%
3/11	0.0%
3/18	0.0%
3/25	0.0%
4/1	0.0%
4/8	0.0%
4/15	0.0%
4/22	0.0%
4/29	0.0%
5/6	0.0%
5/13	0.0%
5/20	0.0%

### Weekly count of ED visits for influenza-like illness

Week start date	Influenza-like illness
4/12	2
4/19	2
4/26	1
5/3	2
5/10	0
5/17	3

### Weekly count of ED visits for COVID-like illness

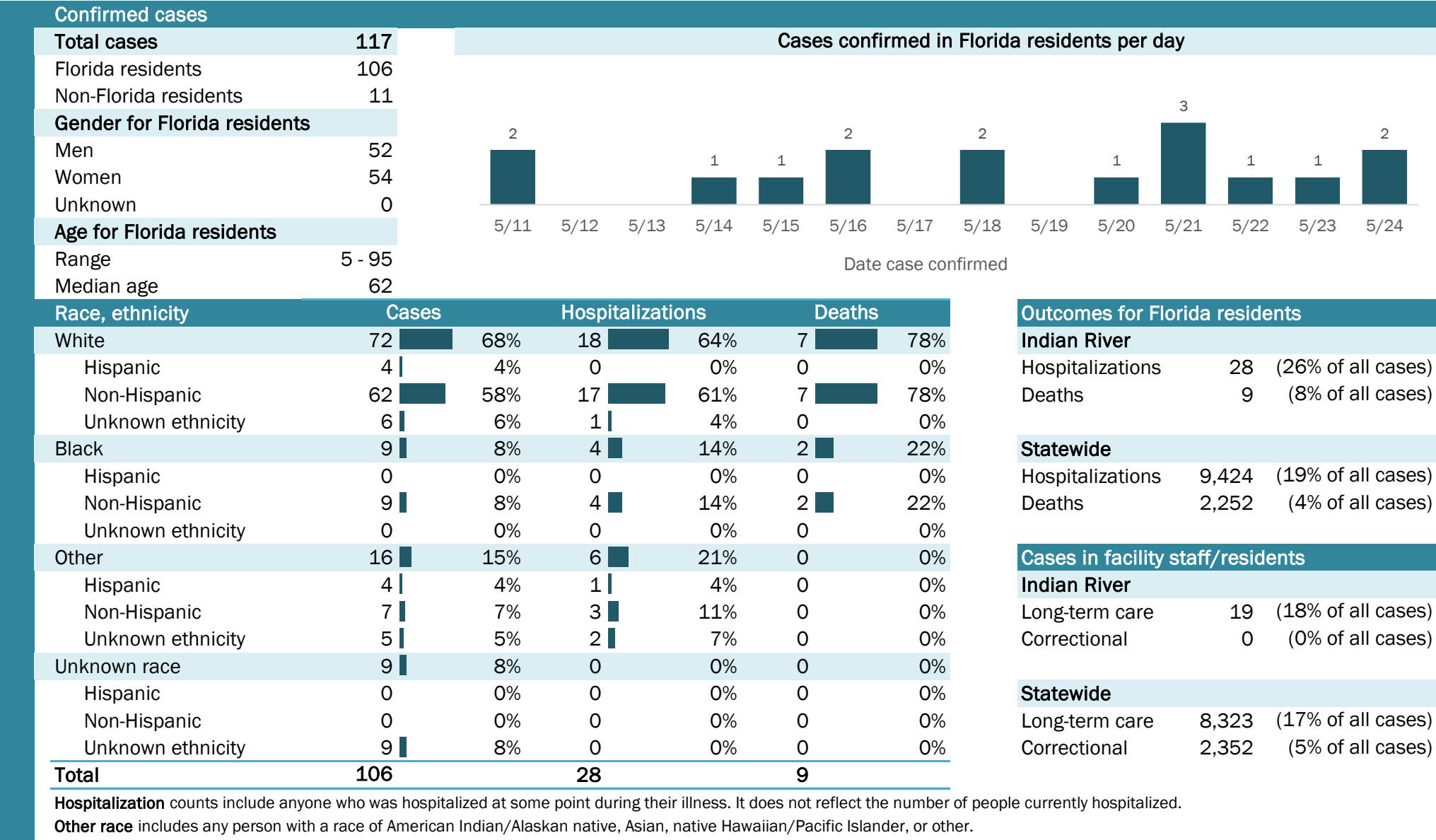
Week start date	COVID-like illness
4/12	4
4/19	5
4/26	1
5/3	5
5/10	2
5/17	3

The Electronic Surveillance System for the Early Notification of Community-Based Epidemics (ESSENCE-FL) includes chief complaint data from 211 of 212 Florida EDs. Data are transmitted electronically to ESSENCE-FL daily or hourly.

# Coronavirus: summary for Indian River County

Data for May 25, 2020 (verified at 10 AM)

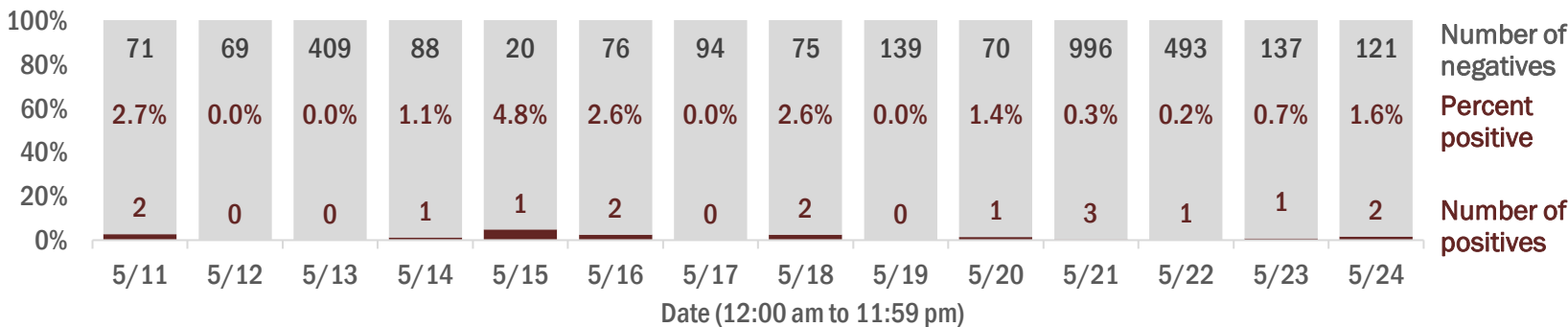
Data in this report are provisional and subject to change.



## Laboratory testing for Florida residents and non-Florida residents over the past 2 weeks

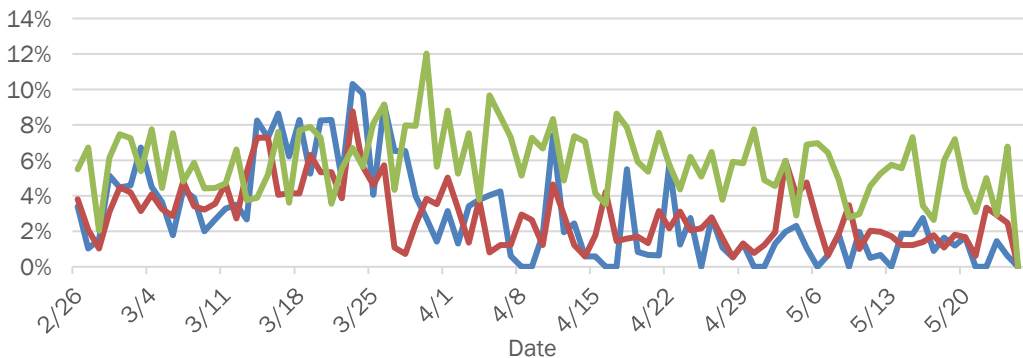
### Number and percent of positive labs

These counts include the number of people for whom the department received laboratory results by day. This percent is the number of people who test positive for the first time divided by all the people tested that day, excluding people who have previously tested positive.

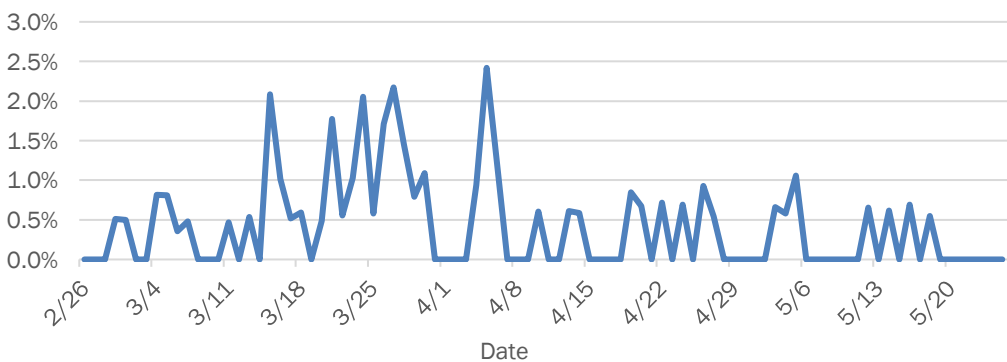


## Emergency department (ED) chief complaint and admission data for Indian River County

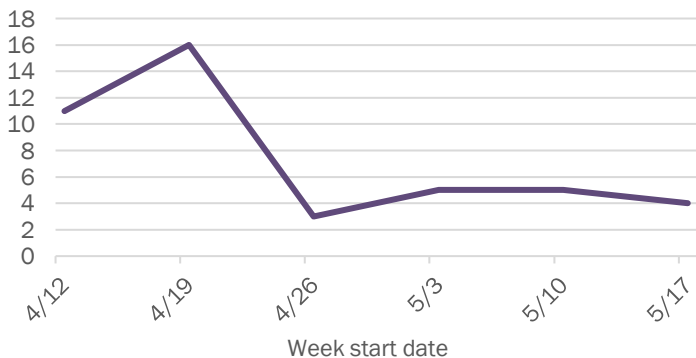
### Daily percent of ED visits mentioning cough, fever, or shortness of breath



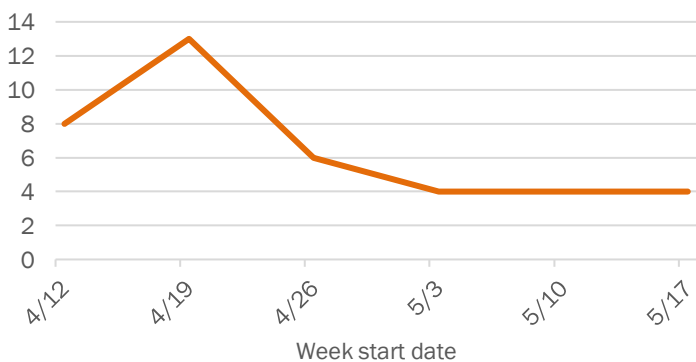
### Daily percent of ED visits resulting in cough-associated admissions



### Weekly count of ED visits for influenza-like illness



### Weekly count of ED visits for COVID-like illness

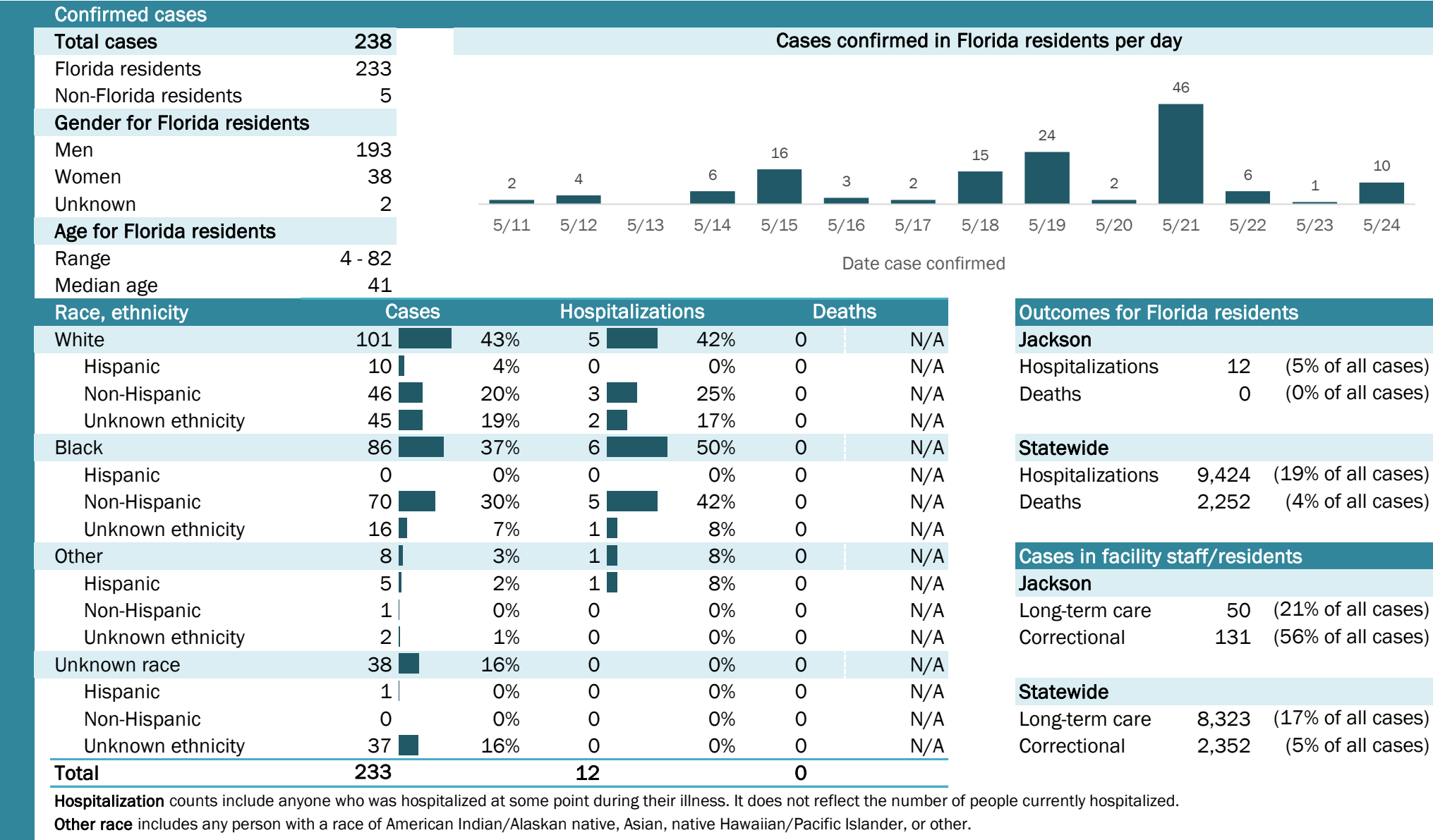


The Electronic Surveillance System for the Early Notification of Community-Based Epidemics (ESSENCE-FL) includes chief complaint data from 211 of 212 Florida EDs. Data are transmitted electronically to ESSENCE-FL daily or hourly.

# Coronavirus: summary for Jackson County

Data for May 25, 2020 (verified at 10 AM)

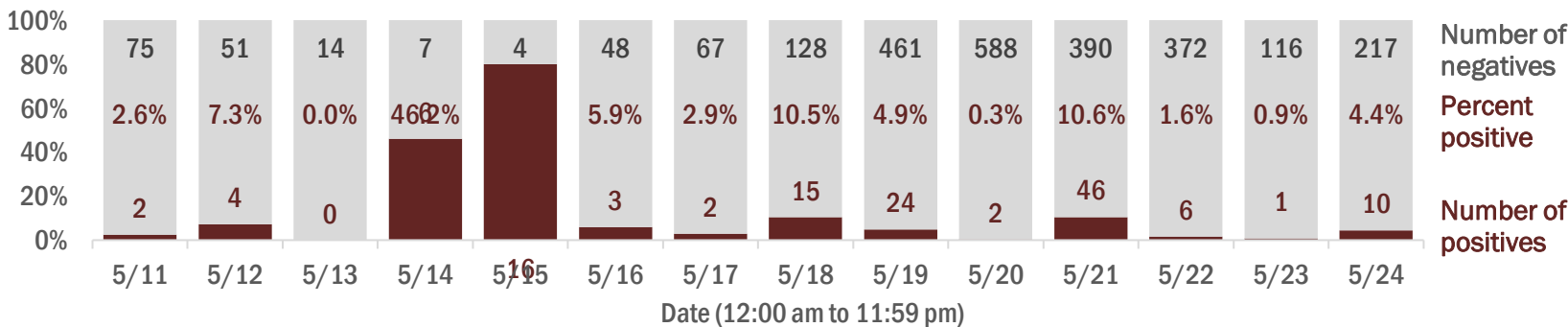
Data in this report are provisional and subject to change.



## Laboratory testing for Florida residents and non-Florida residents over the past 2 weeks

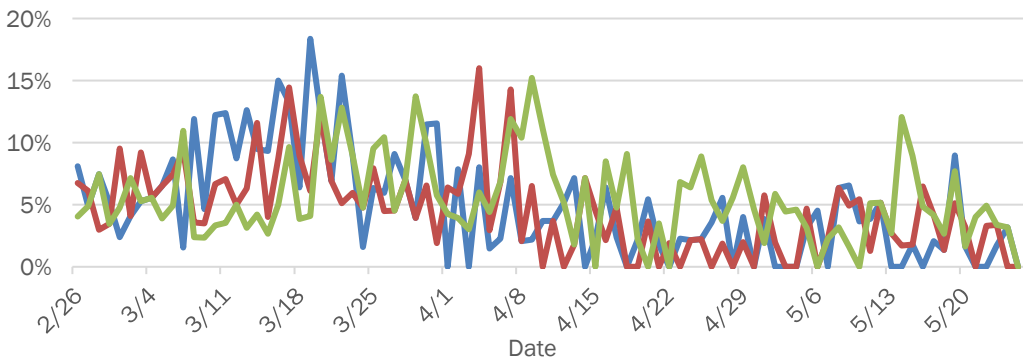
### Number and percent of positive labs

These counts include the number of people for whom the department received laboratory results by day. This percent is the number of people who test positive for the first time divided by all the people tested that day, excluding people who have previously tested positive.

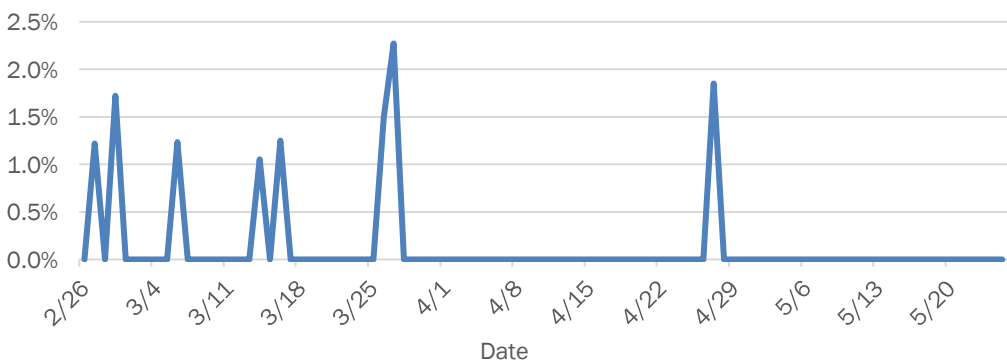


## Emergency department (ED) chief complaint and admission data for Jackson County

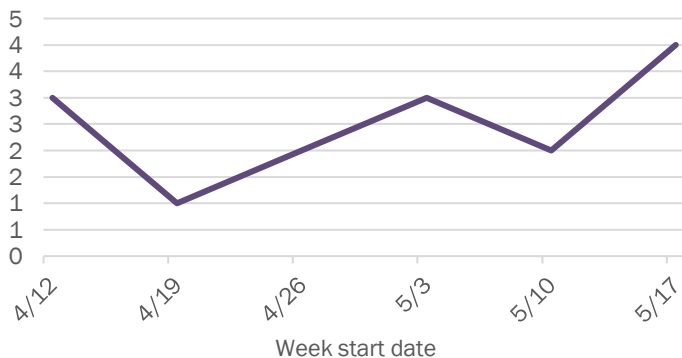
### Daily percent of ED visits mentioning cough, fever, or shortness of breath



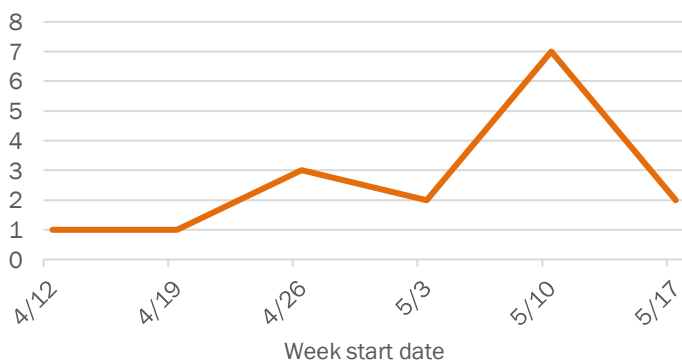
### Daily percent of ED visits resulting in cough-associated admissions



### Weekly count of ED visits for influenza-like illness



### Weekly count of ED visits for COVID-like illness



The Electronic Surveillance System for the Early Notification of Community-Based Epidemics (ESSENCE-FL) includes chief complaint data from 211 of 212 Florida EDs. Data are transmitted electronically to ESSENCE-FL daily or hourly.



# Coronavirus: summary for Jefferson County

Data for May 25, 2020 (verified at 10 AM)

Data in this report are provisional and subject to change.

Confirmed cases

Total cases

29

Cases confirmed in Florida residents per day

1

5/115/125/135/145/155/165/175/185/195/205/215/225/235/24

Florida residents

27

Non-Florida residents

2

Gender for Florida residents

Men

12

Women

15

Unknown

0

Age for Florida residents

Range

29 - 95

Median age

66

Race, ethnicity	Cases	Hospitalizations	Deaths
White	1037%	343%	267%
Hispanic	00%	00%	00%
Non-Hispanic	933%	343%	133%
Unknown ethnicity	14%	00%	133%
Black	1244%	343%	133%
Hispanic	00%	00%	00%
Non-Hispanic	1244%	343%	133%
Unknown ethnicity	00%	00%	00%
Other	519%	114%	00%
Hispanic	311%	00%	00%
Non-Hispanic	27%	114%	00%
Unknown ethnicity	00%	00%	00%
Unknown race	00%	00%	00%
Hispanic	00%	00%	00%
Non-Hispanic	00%	00%	00%
Unknown ethnicity	00%	00%	00%
Total	27	7	3

Hospitalization

counts include anyone who was hospitalized at some point during their illness. It does not reflect the number of people currently hospitalized.

Other race

includes any person with a race of American Indian/Alaskan native, Asian, native Hawaiian/Pacific Islander, or other.

Outcomes for Florida residents

Jefferson

Hospitalizations

7

(26% of all cases)

Deaths

3

(11% of all cases)

Statewide

Hospitalizations

9,424

(19% of all cases)

Deaths

2,252

(4% of all cases)

Cases in facility staff/residents

Jefferson

Long-term care

20

(74% of all cases)

Correctional

0

(0% of all cases)

Statewide

Long-term care

8,323

(17% of all cases)

Correctional

2,352

(5% of all cases)

## Laboratory testing for Florida residents and non-Florida residents over the past 2 weeks

### Number and percent of positive labs

These counts include the number of people for whom the department received laboratory results by day. This percent is the number of people who test positive for the first time divided by all the people tested that day, excluding people who have previously tested positive.

Date	Number of negatives	Percent positive	Number of positives
5/11	31	0.0%	0
5/12	29	0.0%	0
5/13	10	0.0%	0
5/14	8	0.0%	0
5/15	1	0.0%	0
5/16	23	0.0%	0
5/17	25	0.0%	0
5/18	58	0.0%	0
5/19	34	0.0%	0
5/20	48	2.0%	1
5/21	45	0.0%	0
5/22	32	0.0%	0
5/23	7	0.0%	0
5/24	60	0.0%	0

## Emergency department (ED) chief complaint and admission data for Jefferson County

### Daily percent of ED visits mentioning cough, fever, or shortness of breath

### Daily percent of ED visits resulting in cough-associated admissions

### Weekly count of ED visits for influenza-like illness

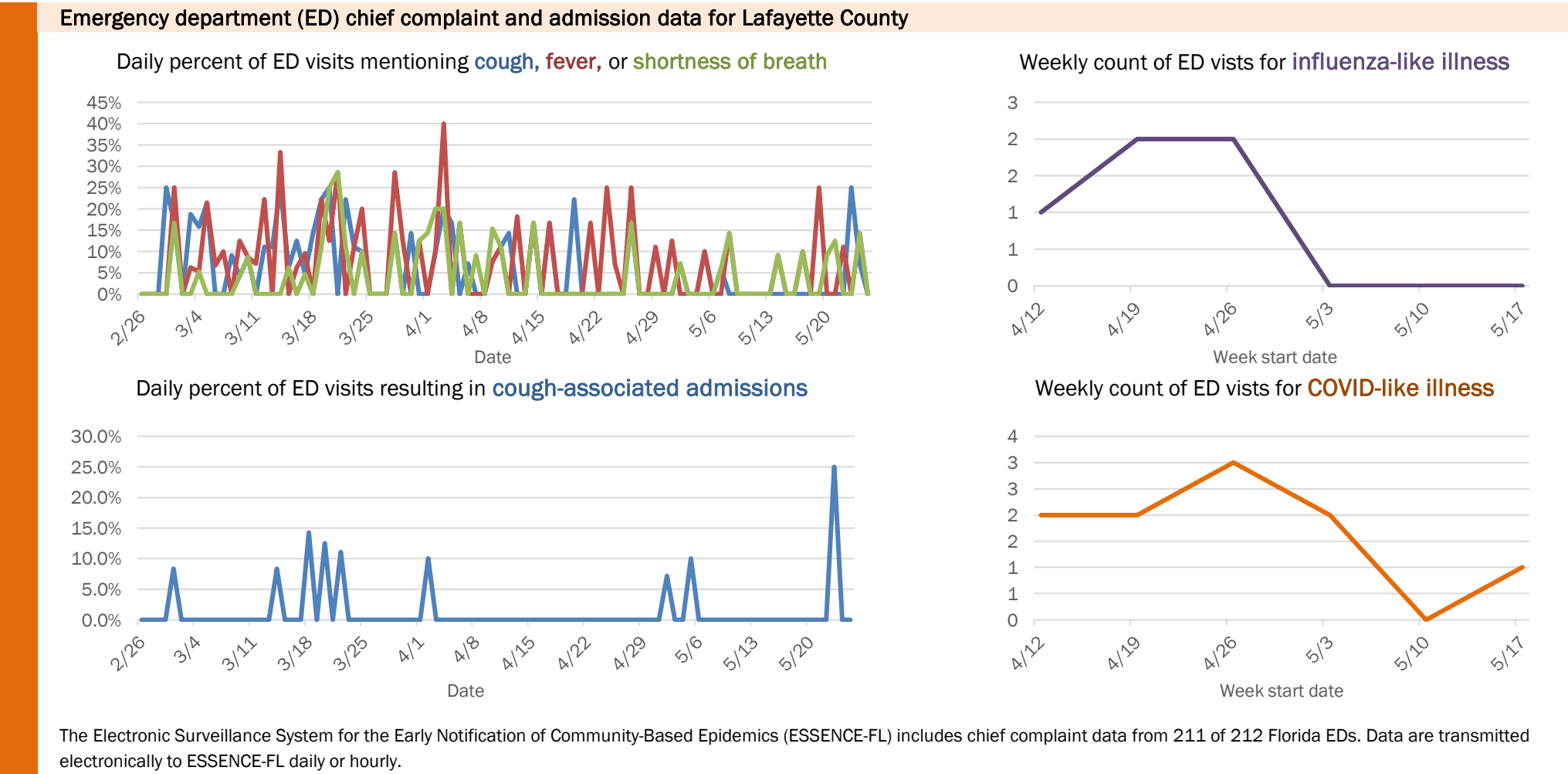
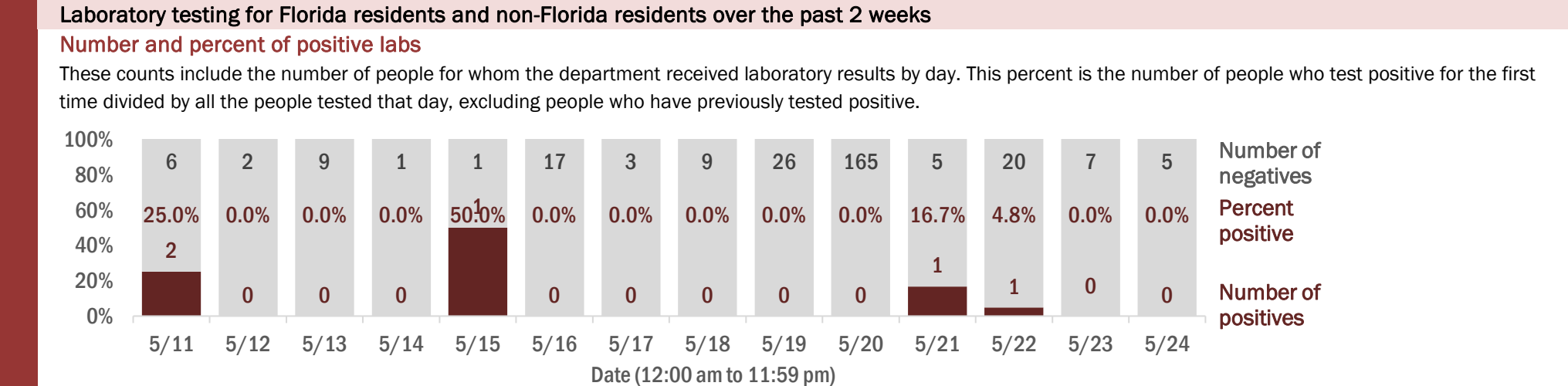
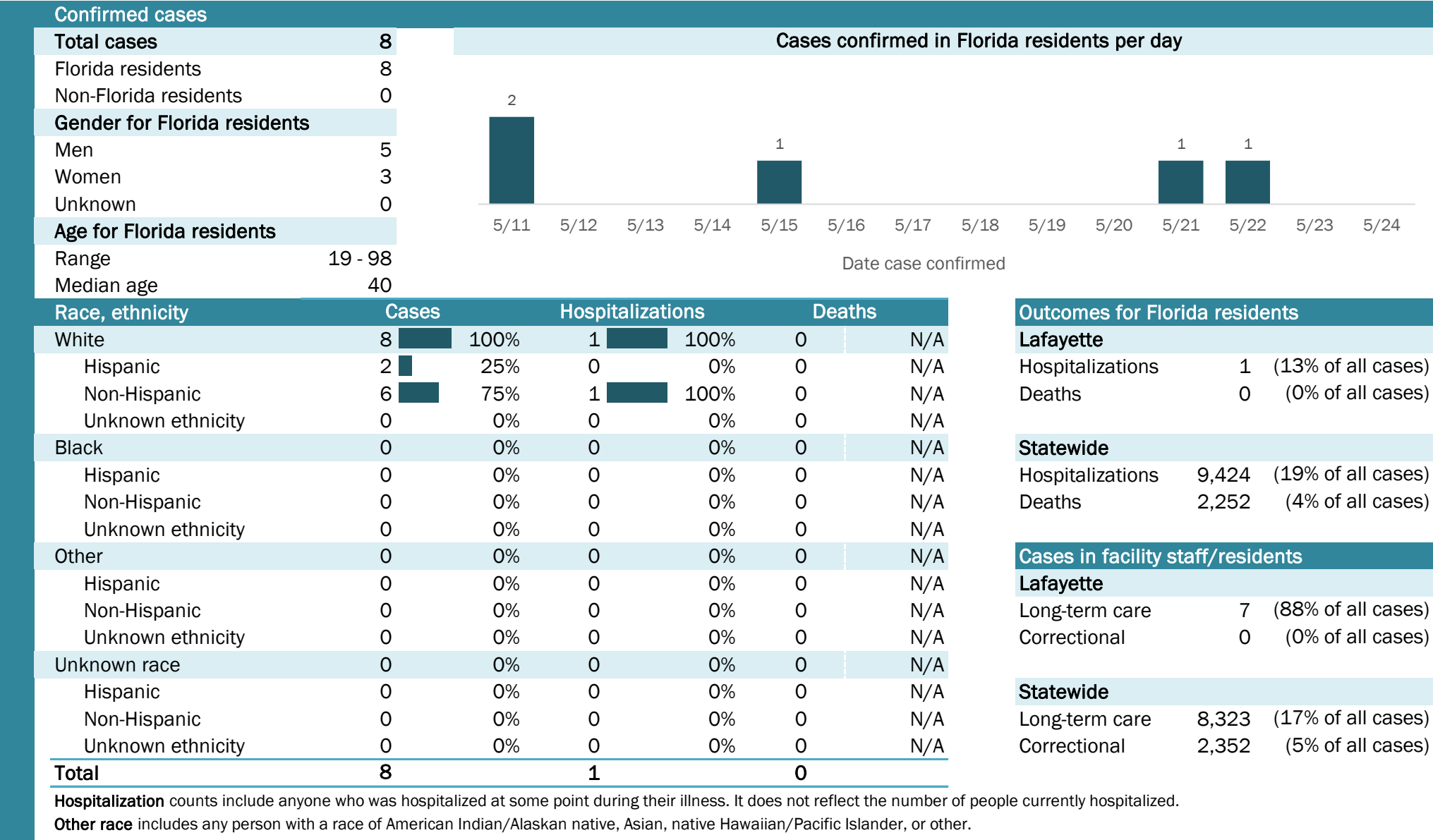
### Weekly count of ED visits for COVID-like illness

The Electronic Surveillance System for the Early Notification of Community-Based Epidemics (ESSENCE-FL) includes chief complaint data from 211 of 212 Florida EDs. Data are transmitted electronically to ESSENCE-FL daily or hourly.

# Coronavirus: summary for Lafayette County

Data for May 25, 2020 (verified at 10 AM)

Data in this report are provisional and subject to change.



The Electronic Surveillance System for the Early Notification of Community-Based Epidemics (ESSENCE-FL) includes chief complaint data from 211 of 212 Florida EDs. Data are transmitted electronically to ESSENCE-FL daily or hourly.

# Coronavirus: summary for Lake County

Data for May 25, 2020 (verified at 10 AM)

Data in this report are provisional and subject to change.

Confirmed cases

Total cases

275

Florida residents

262

Non-Florida residents

13

Gender for Florida residents

Men

129

Women

133

Unknown

0

Age for Florida residents

Range

1 - 98

Median age

51

Cases confirmed in Florida residents per day

3

1

1

2

2

1

2

3

5

2

4

4

5/11

5/12

5/13

5/14

5/15

5/16

5/17

5/18

5/19

5/20

5/21

5/22

5/23

5/24

Date case confirmed

Race, ethnicity	Cases	Hospitalizations	Deaths
White	135 52%	38 55%	10 67%
Hispanic	21 8%	4 6%	2 13%
Non-Hispanic	112 43%	33 48%	8 53%
Unknown ethnicity	2 1%	1 1%	0 0%
Black	37 14%	7 10%	0 0%
Hispanic	1 0%	0 0%	0 0%
Non-Hispanic	36 14%	7 10%	0 0%
Unknown ethnicity	0 0%	0 0%	0 0%
Other	74 28%	22 32%	5 33%
Hispanic	51 19%	13 19%	3 20%
Non-Hispanic	21 8%	8 12%	2 13%
Unknown ethnicity	2 1%	1 1%	0 0%
Unknown race	16 6%	2 3%	0 0%
Hispanic	0 0%	0 0%	0 0%
Non-Hispanic	2 1%	0 0%	0 0%
Unknown ethnicity	14 5%	2 3%	0 0%
Total	262	69	15

Hospitalization

counts include anyone who was hospitalized at some point during their illness. It does not reflect the number of people currently hospitalized.

Other race

includes any person with a race of American Indian/Alaskan native, Asian, native Hawaiian/Pacific Islander, or other.

Outcomes for Florida residents

Lake

Hospitalizations

69

(26% of all cases)

Deaths

15

(6% of all cases)

Statewide

Hospitalizations

9,424

(19% of all cases)

Deaths

2,252

(4% of all cases)

Cases in facility staff/residents

Lake

Long-term care

10

(4% of all cases)

Correctional

2

(1% of all cases)

Statewide

Long-term care

8,323

(17% of all cases)

Correctional

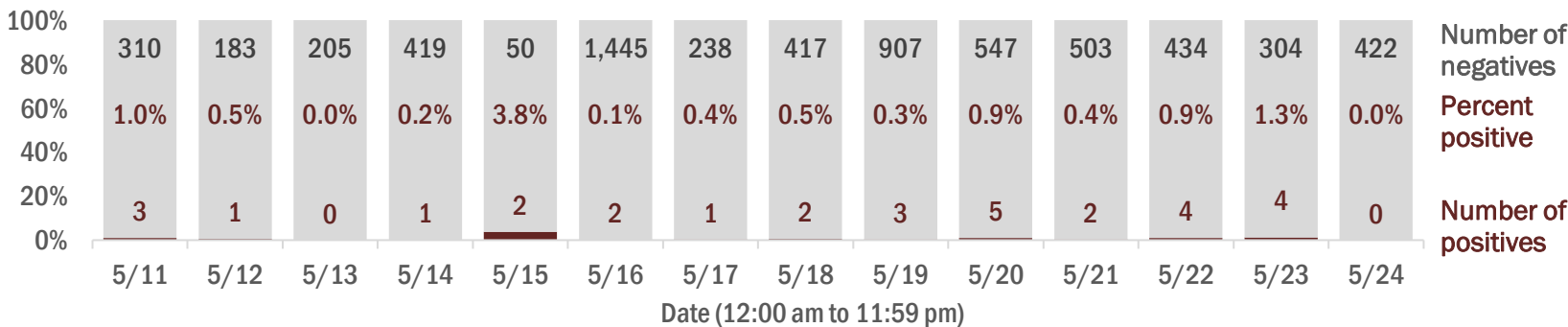
2,352

(5% of all cases)

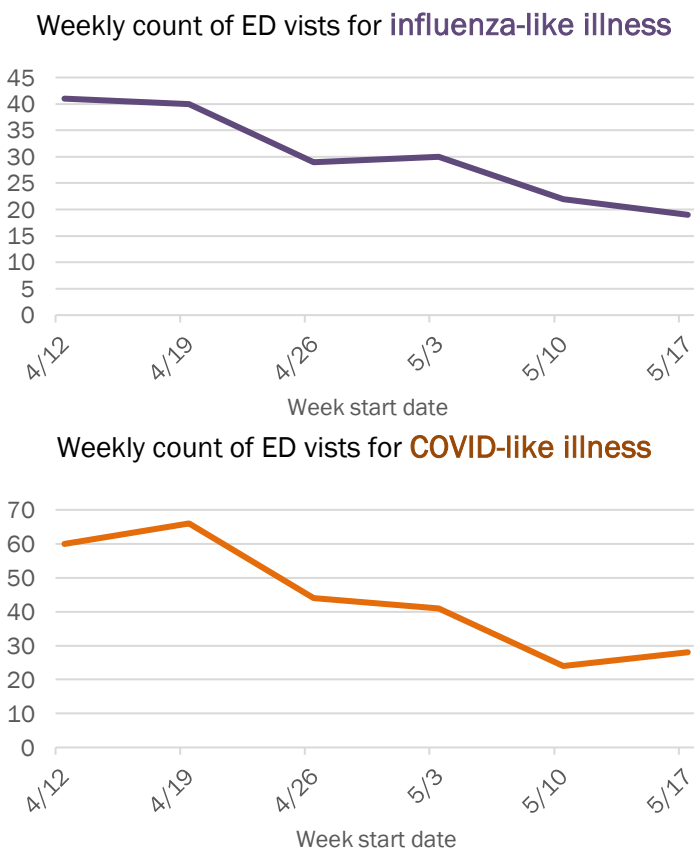
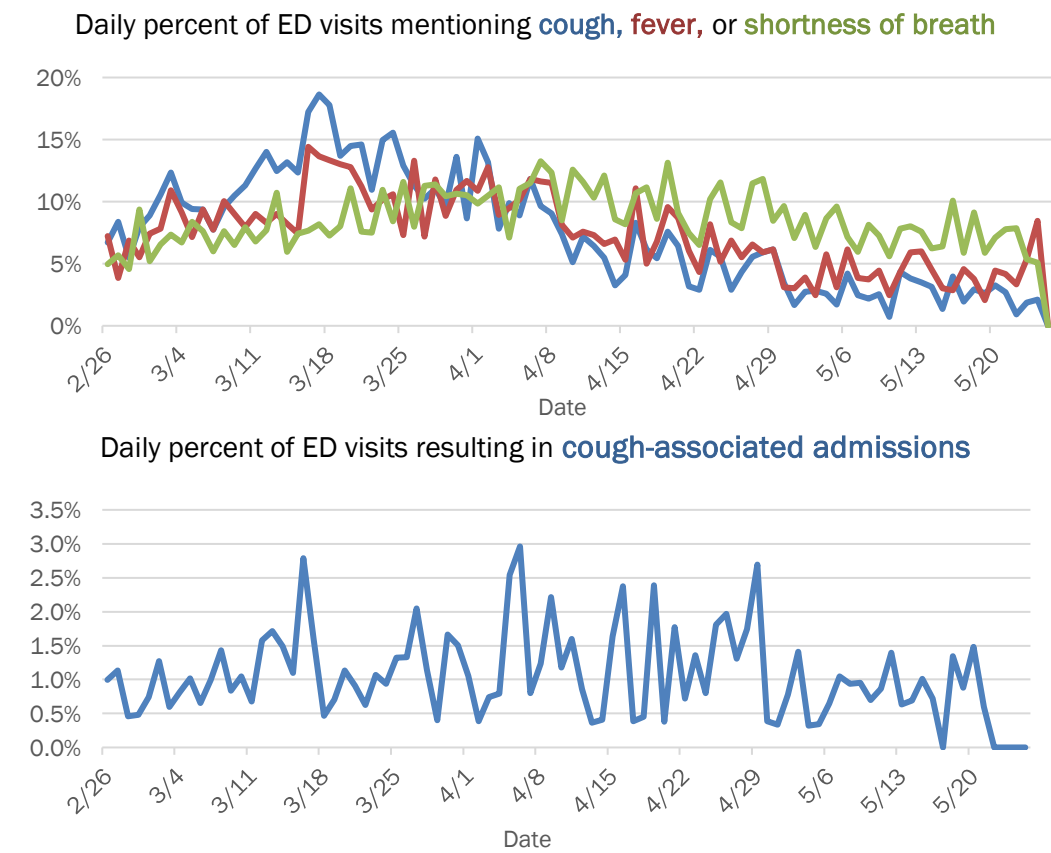
## Laboratory testing for Florida residents and non-Florida residents over the past 2 weeks

### Number and percent of positive labs

These counts include the number of people for whom the department received laboratory results by day. This percent is the number of people who test positive for the first time divided by all the people tested that day, excluding people who have previously tested positive.



## Emergency department (ED) chief complaint and admission data for Lake County



The Electronic Surveillance System for the Early Notification of Community-Based Epidemics (ESSENCE-FL) includes chief complaint data from 211 of 212 Florida EDs. Data are transmitted electronically to ESSENCE-FL daily or hourly.

# Coronavirus: summary for Lee County

Data for May 25, 2020 (verified at 10 AM)

Data in this report are provisional and subject to change.

Confirmed cases

Total cases	1,736
Florida residents	1,683
Non-Florida residents	53
Gender for Florida residents	
Men	765
Women	915
Unknown	3
Age for Florida residents	
Range	0 - 101
Median age	54

Cases confirmed in Florida residents per day

Date	Cases
5/11	9
5/12	36
5/13	21
5/14	30
5/15	14
5/16	57
5/17	22
5/18	40
5/19	20
5/20	45
5/21	33
5/22	61
5/23	19
5/24	35

Race, ethnicity	Cases	Hospitalizations	Deaths
White	1,070	290	78
Hispanic	361	70	5
Non-Hispanic	673	218	67
Unknown ethnicity	36	2	6
Black	285	66	7
Hispanic	5	1	0
Non-Hispanic	268	64	7
Unknown ethnicity	12	1	0
Other	43	8	0
Hispanic	18	2	0
Non-Hispanic	25	6	0
Unknown ethnicity	0	0	0
Unknown race	285	21	8
Hispanic	12	0	0
Non-Hispanic	6	1	1
Unknown ethnicity	267	20	7
Total	1,683	385	93

**Hospitalization** counts include anyone who was hospitalized at some point during their illness. It does not reflect the number of people currently hospitalized.

**Other race** includes any person with a race of American Indian/Alaskan native, Asian, native Hawaiian/Pacific Islander, or other.

Outcomes for Florida residents

Lee

Hospitalizations	385	(23% of all cases)
Deaths	93	(6% of all cases)

Statewide

Hospitalizations	9,424	(19% of all cases)
Deaths	2,252	(4% of all cases)

Cases in facility staff/residents

Lee

Long-term care	474	(28% of all cases)
Correctional	3	(0% of all cases)

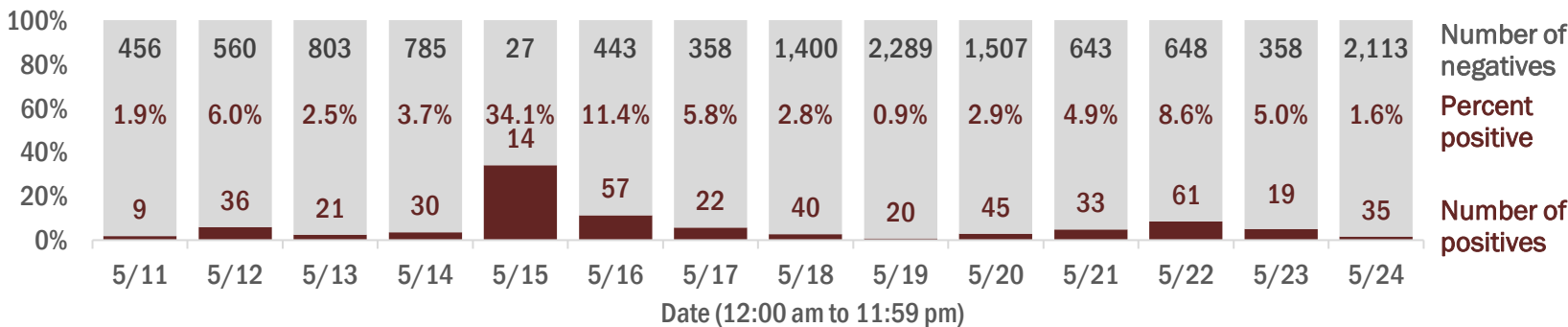
Statewide

Long-term care	8,323	(17% of all cases)
Correctional	2,352	(5% of all cases)

## Laboratory testing for Florida residents and non-Florida residents over the past 2 weeks

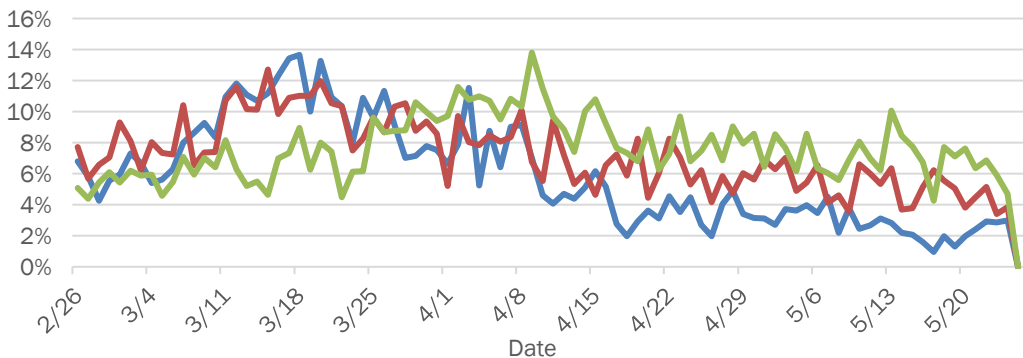
### Number and percent of positive labs

These counts include the number of people for whom the department received laboratory results by day. This percent is the number of people who test positive for the first time divided by all the people tested that day, excluding people who have previously tested positive.

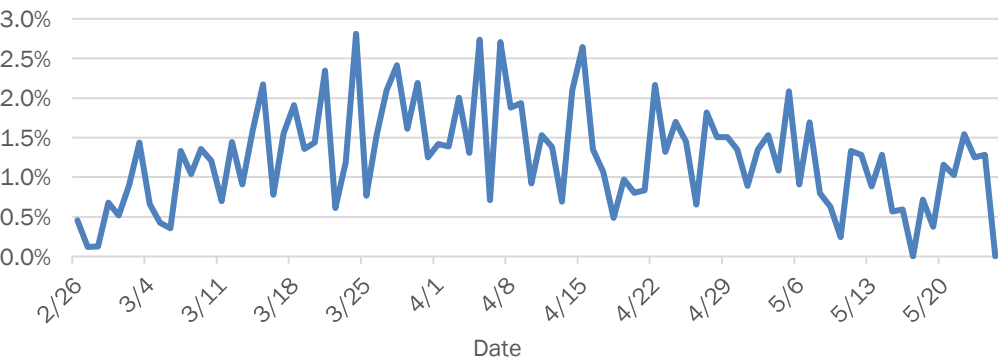


## Emergency department (ED) chief complaint and admission data for Lee County

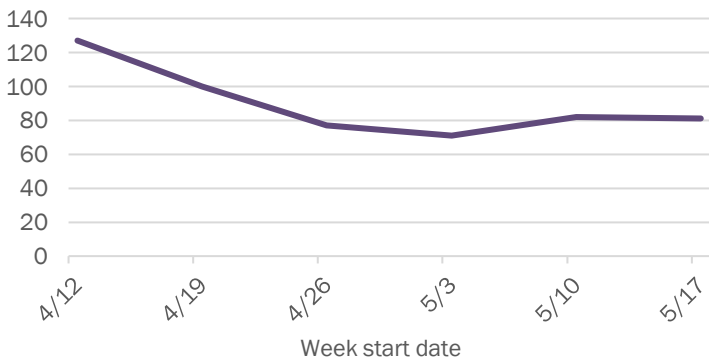
### Daily percent of ED visits mentioning cough, fever, or shortness of breath



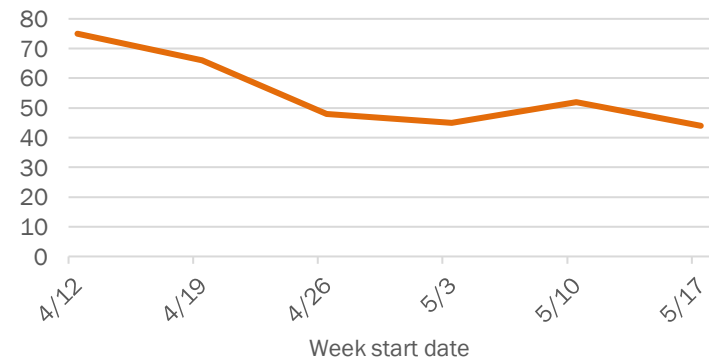
### Daily percent of ED visits resulting in cough-associated admissions



### Weekly count of ED visits for influenza-like illness



### Weekly count of ED visits for COVID-like illness



The Electronic Surveillance System for the Early Notification of Community-Based Epidemics (ESSENCE-FL) includes chief complaint data from 211 of 212 Florida EDs. Data are transmitted electronically to ESSENCE-FL daily or hourly.



# Coronavirus: summary for Leon County

Data for May 25, 2020 (verified at 10 AM)

Data in this report are provisional and subject to change.

Confirmed cases

Total cases

372

Florida residents

347

Non-Florida residents

25

Gender for Florida residents

Men

161

Women

186

Unknown

0

Age for Florida residents

Range

2 - 86

Median age

36

Cases confirmed in Florida residents per day

4

5/11

11

5/12

5

5/13

1

5/15

4

5/16

9

5/17

15

5/18

1

5/19

9

5/20

5

5/21

5

5/22

2

5/23

37

5/24

Date case confirmed

Race, ethnicity

Cases

Hospitalizations

Deaths

White

132

38%

19

53%

3

50%

Hispanic

12

3%

1

3%

0

0%

Non-Hispanic

117

34%

17

47%

3

50%

Unknown ethnicity

3

1%

1

3%

0

0%

Black

191

55%

15

42%

3

50%

Hispanic

5

1%

0

0%

0

0%

Non-Hispanic

182

52%

15

42%

3

50%

Unknown ethnicity

4

1%

0

0%

0

0%

Other

8

2%

1

3%

0

0%

Hispanic

3

1%

1

3%

0

0%

Non-Hispanic

5

1%

0

0%

0

0%

Unknown ethnicity

0

0%

0

0%

0

0%

Unknown race

16

5%

1

3%

0

0%

Hispanic

1

0%

0

0%

0

0%

Non-Hispanic

1

0%

0

0%

0

0%

Unknown ethnicity

14

4%

1

3%

0

0%

Total

347

36

6

Outcomes for Florida residents

Leon

Hospitalizations

36

(10% of all cases)

Deaths

6

(2% of all cases)

Statewide

Hospitalizations

9,424

(19% of all cases)

Deaths

2,252

(4% of all cases)

Cases in facility staff/residents

Leon

Long-term care

80

(23% of all cases)

Correctional

16

(5% of all cases)

Statewide

Long-term care

8,323

(17% of all cases)

Correctional

2,352

(5% of all cases)

Hospitalization counts include anyone who was hospitalized at some point during their illness. It does not reflect the number of people currently hospitalized.

Other race includes any person with a race of American Indian/Alaskan native, Asian, native Hawaiian/Pacific Islander, or other.

## Laboratory testing for Florida residents and non-Florida residents over the past 2 weeks

### Number and percent of positive labs

These counts include the number of people for whom the department received laboratory results by day. This percent is the number of people who test positive for the first time divided by all the people tested that day, excluding people who have previously tested positive.

723

0.6%

4

600

1.8%

11

302

1.6%

5

267

0.0%

0

134

0.7%

1

258

1.5%

4

254

3.4%

9

550

2.7%

15

1,211

0.1%

1

761

1.2%

9

410

1.2%

5

352

1.4%

5

220

0.9%

2

1,168

3.1%

37

Number of negatives

Percent positive

Number of positives

Date (12:00 am to 11:59 pm)

## Emergency department (ED) chief complaint and admission data for Leon County

### Daily percent of ED visits mentioning cough, fever, or shortness of breath

16%

14%

12%

10%

8%

6%

4%

2%

0%

2/26

3/4

3/11

3/18

3/25

4/1

4/8

4/15

4/22

4/29

5/6

5/13

5/20

Date

### Daily percent of ED visits resulting in cough-associated admissions

2.5%

2.0%

1.5%

1.0%

0.5%

0.0%

2/26

3/4

3/11

3/18

3/25

4/1

4/8

4/15

4/22

4/29

5/6

5/13

5/20

Date

### Weekly count of ED vists for influenza-like illness

14

12

10

8

6

4

2

0

4/12

4/19

4/26

5/3

5/10

5/17

Week start date

### Weekly count of ED vists for COVID-like illness

18

16

14

12

10

8

6

4

2

0

4/12

4/19

4/26

5/3

5/10

5/17

Week start date

The Electronic Surveillance System for the Early Notification of Community-Based Epidemics (ESSENCE-FL) includes chief complaint data from 211 of 212 Florida EDs. Data are transmitted electronically to ESSENCE-FL daily or hourly.

# Coronavirus: summary for Levy County

Data for May 25, 2020 (verified at 10 AM)

Data in this report are provisional and subject to change.

Confirmed cases

Total cases

29

Florida residents

29

Non-Florida residents

0

Gender for Florida residents

Men

8

Women

21

Unknown

0

Age for Florida residents

Range

16 - 99

Median age

48

Cases confirmed in Florida residents per day

1

2

1

1

1

5/11

5/12

5/13

5/14

5/15

5/16

5/17

5/18

5/19

5/20

5/21

5/22

5/23

5/24

Date case confirmed

Race, ethnicity	Cases	Hospitalizations	Deaths
White	1655%	133%	0N/A
Hispanic	27%	00%	0N/A
Non-Hispanic	1448%	133%	0N/A
Unknown ethnicity	00%	00%	0N/A
Black	828%	133%	0N/A
Hispanic	00%	00%	0N/A
Non-Hispanic	828%	133%	0N/A
Unknown ethnicity	00%	00%	0N/A
Other	13%	133%	0N/A
Hispanic	13%	133%	0N/A
Non-Hispanic	00%	00%	0N/A
Unknown ethnicity	00%	00%	0N/A
Unknown race	414%	00%	0N/A
Hispanic	00%	00%	0N/A
Non-Hispanic	00%	00%	0N/A
Unknown ethnicity	414%	00%	0N/A
Total	29	3	0

Hospitalization

counts include anyone who was hospitalized at some point during their illness. It does not reflect the number of people currently hospitalized.

Other race

includes any person with a race of American Indian/Alaskan native, Asian, native Hawaiian/Pacific Islander, or other.

Outcomes for Florida residents

Levy

Hospitalizations

3

(10% of all cases)

Deaths

0

(0% of all cases)

Statewide

Hospitalizations

9,424

(19% of all cases)

Deaths

2,252

(4% of all cases)

Cases in facility staff/residents

Levy

Long-term care

8

(28% of all cases)

Correctional

1

(3% of all cases)

Statewide

Long-term care

8,323

(17% of all cases)

Correctional

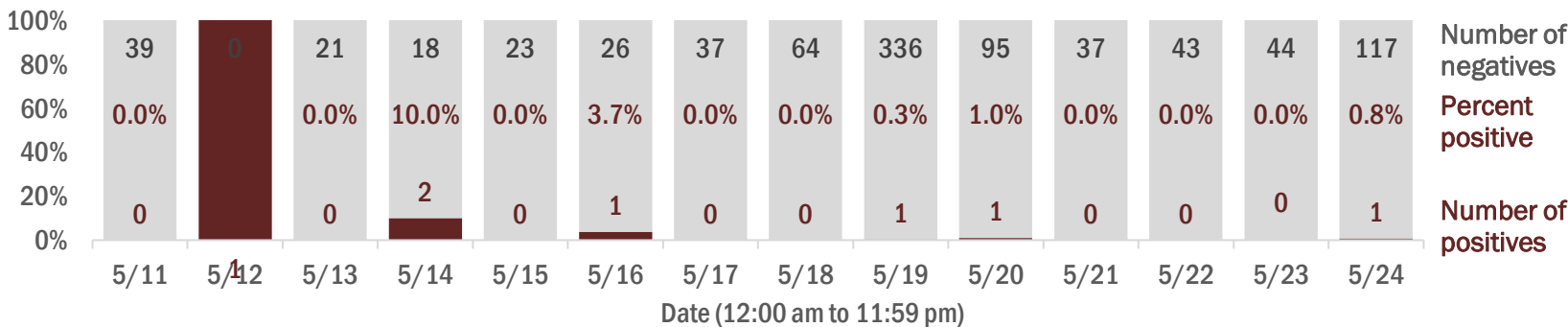
2,352

(5% of all cases)

## Laboratory testing for Florida residents and non-Florida residents over the past 2 weeks

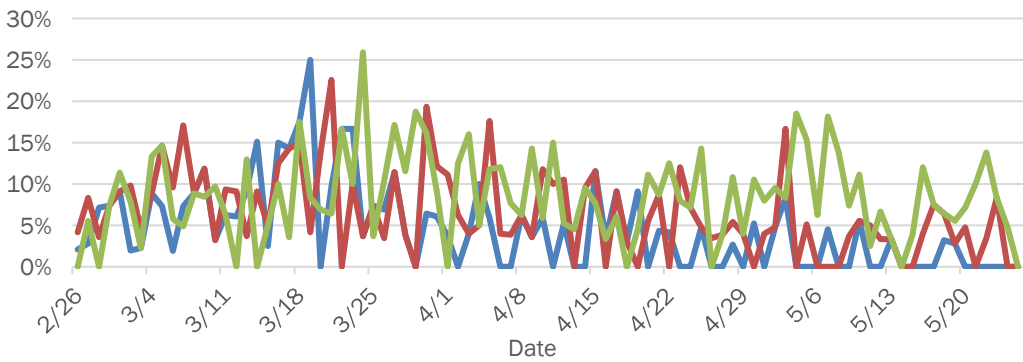
### Number and percent of positive labs

These counts include the number of people for whom the department received laboratory results by day. This percent is the number of people who test positive for the first time divided by all the people tested that day, excluding people who have previously tested positive.

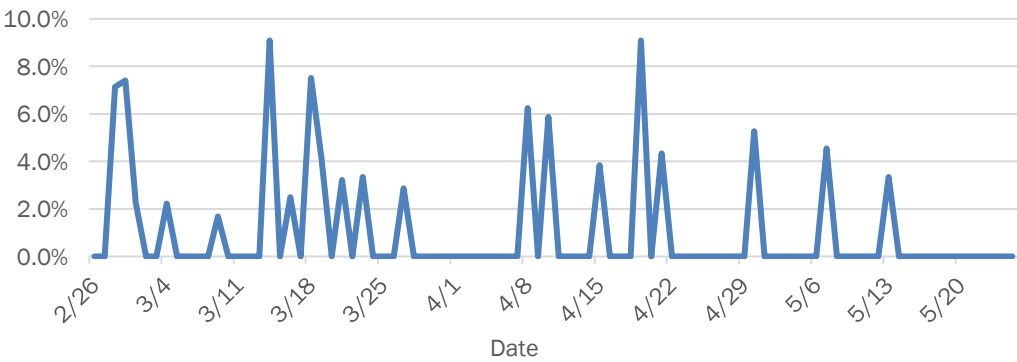


## Emergency department (ED) chief complaint and admission data for Levy County

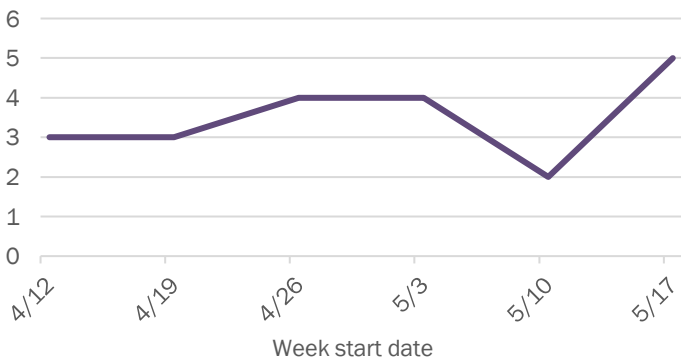
### Daily percent of ED visits mentioning cough, fever, or shortness of breath



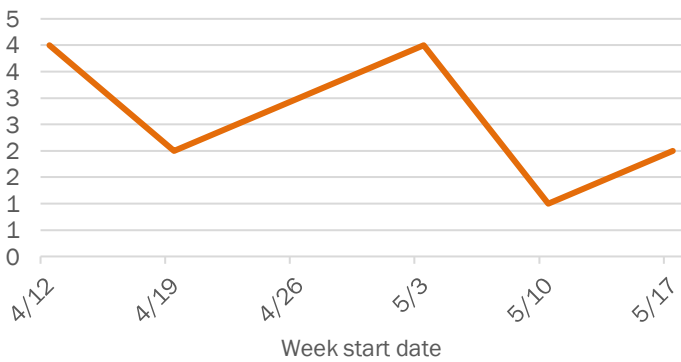
### Daily percent of ED visits resulting in cough-associated admissions



### Weekly count of ED visits for influenza-like illness



### Weekly count of ED visits for COVID-like illness



The Electronic Surveillance System for the Early Notification of Community-Based Epidemics (ESSENCE-FL) includes chief complaint data from 211 of 212 Florida EDs. Data are transmitted electronically to ESSENCE-FL daily or hourly.

# Coronavirus: summary for Liberty County

Data for May 25, 2020 (verified at 10 AM)

Data in this report are provisional and subject to change.

Confirmed cases

Total cases

209

Florida residents

209

Non-Florida residents

0

Gender for Florida residents

Men

204

Women

5

Unknown

0

Age for Florida residents

Range

20 - 73

Median age

41

Cases confirmed in Florida residents per day

5/11

5/12

5/13

5/14

5/15

5/16

5/17

5/18

5/19

5/20

5/21

5/22

5/23

5/24

1

5

2

3

Race, ethnicity	Cases	Hospitalizations	Deaths
White	109	52%	0
Hispanic	5	2%	0
Non-Hispanic	50	24%	0
Unknown ethnicity	54	26%	0
Black	93	44%	1
Hispanic	0	0%	0
Non-Hispanic	79	38%	1
Unknown ethnicity	14	7%	0
Other	4	2%	0
Hispanic	1	0%	0
Non-Hispanic	0	0%	0
Unknown ethnicity	3	1%	0
Unknown race	3	1%	0
Hispanic	0	0%	0
Non-Hispanic	0	0%	0
Unknown ethnicity	3	1%	0
Total	209	1	0

Hospitalization

counts include anyone who was hospitalized at some point during their illness. It does not reflect the number of people currently hospitalized.

Other race

includes any person with a race of American Indian/Alaskan native, Asian, native Hawaiian/Pacific Islander, or other.

Outcomes for Florida residents

Liberty

Hospitalizations

1

(0% of all cases)

Deaths

0

(0% of all cases)

Statewide

Hospitalizations

9,424

(19% of all cases)

Deaths

2,252

(4% of all cases)

Cases in facility staff/residents

Liberty

Long-term care

3

(1% of all cases)

Correctional

201

(96% of all cases)

Statewide

Long-term care

8,323

(17% of all cases)

Correctional

2,352

(5% of all cases)

## Laboratory testing for Florida residents and non-Florida residents over the past 2 weeks

### Number and percent of positive labs

These counts include the number of people for whom the department received laboratory results by day. This percent is the number of people who test positive for the first time divided by all the people tested that day, excluding people who have previously tested positive.

Date	Number of negatives	Percent positive	Number of positives
5/11	6	0.0%	0
5/12	4	0.0%	0
5/13	2	33.3%	1
5/14	4	0.0%	0
5/15	1	0.0%	0
5/16	6	0.0%	0
5/17	5	0.0%	0
5/18	11	0.0%	0
5/19	30	0.0%	0
5/20	15	0.0%	0
5/21	32	13.5%	5
5/22	9	0.0%	0
5/23	4	33.3%	2
5/24	10	23.1%	3

## Emergency department (ED) chief complaint and admission data for Liberty County

Daily percent of ED visits mentioning cough, fever, or shortness of breath

Daily percent of ED visits resulting in cough-associated admissions

Weekly count of ED visits for influenza-like illness

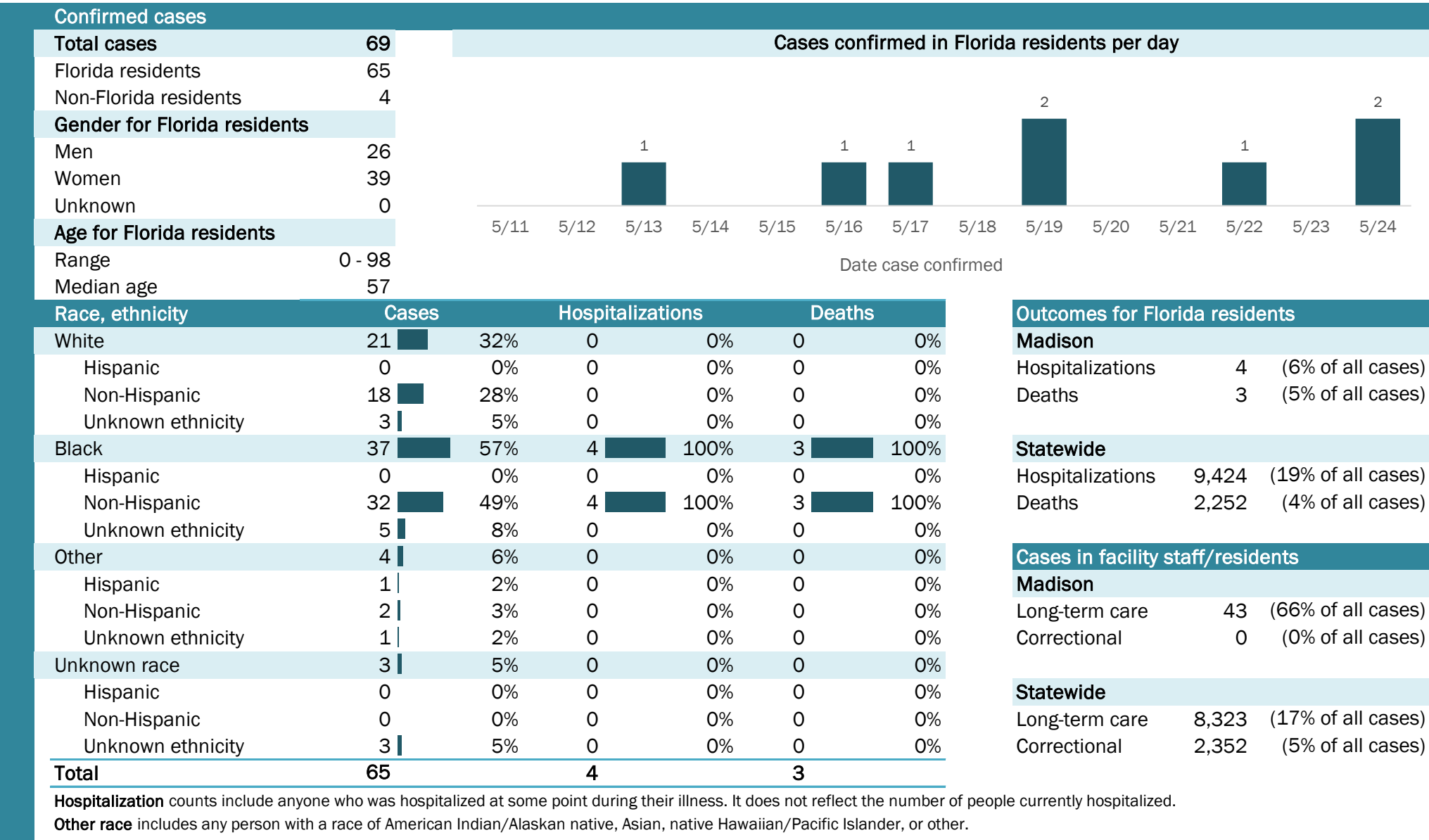
Weekly count of ED visits for COVID-like illness

The Electronic Surveillance System for the Early Notification of Community-Based Epidemics (ESSENCE-FL) includes chief complaint data from 211 of 212 Florida EDs. Data are transmitted electronically to ESSENCE-FL daily or hourly.

# Coronavirus: summary for Madison County

Data for May 25, 2020 (verified at 10 AM)

Data in this report are provisional and subject to change.

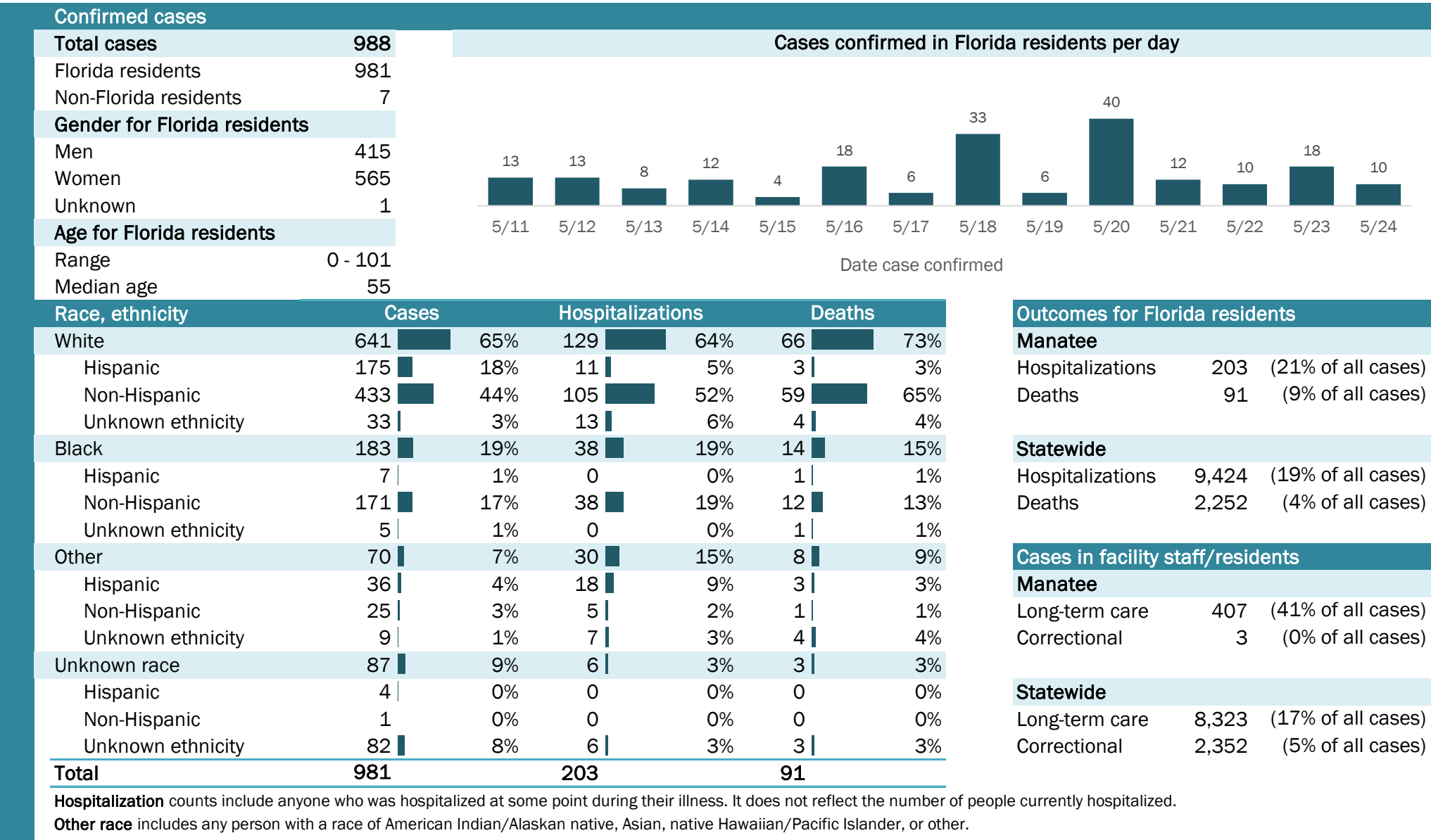




# Coronavirus: summary for Manatee County

Data for May 25, 2020 (verified at 10 AM)

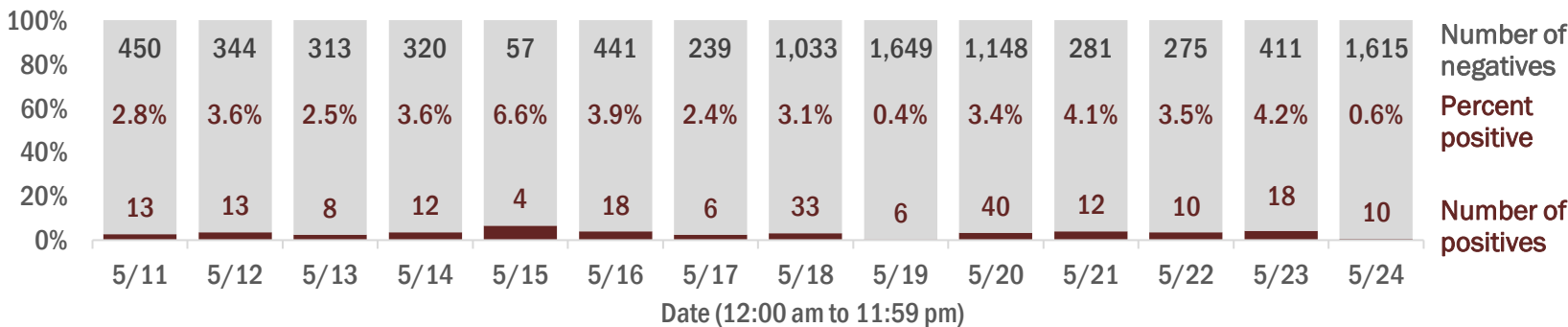
Data in this report are provisional and subject to change.



## Laboratory testing for Florida residents and non-Florida residents over the past 2 weeks

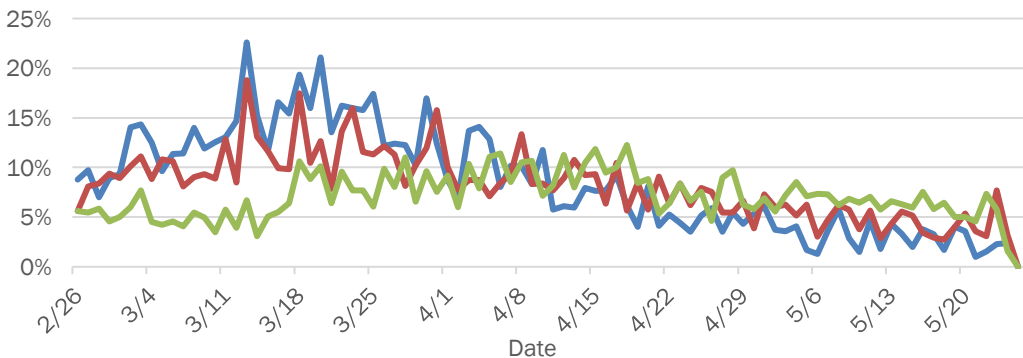
### Number and percent of positive labs

These counts include the number of people for whom the department received laboratory results by day. This percent is the number of people who test positive for the first time divided by all the people tested that day, excluding people who have previously tested positive.

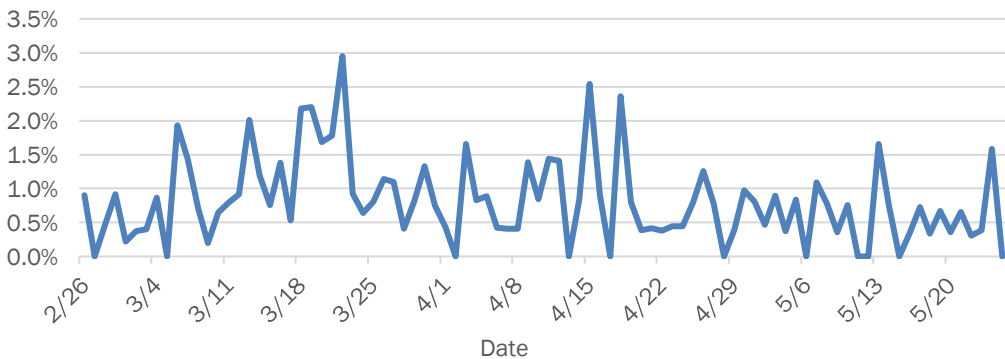


## Emergency department (ED) chief complaint and admission data for Manatee County

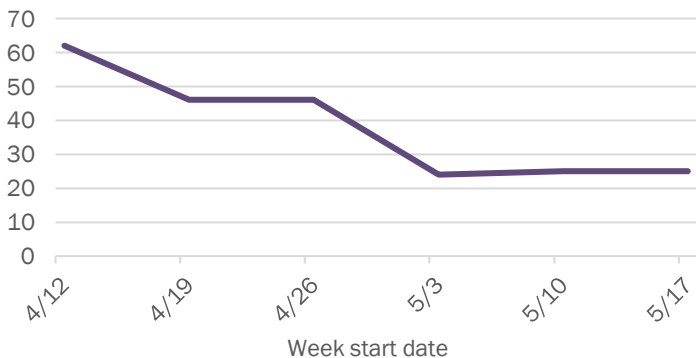
### Daily percent of ED visits mentioning cough, fever, or shortness of breath



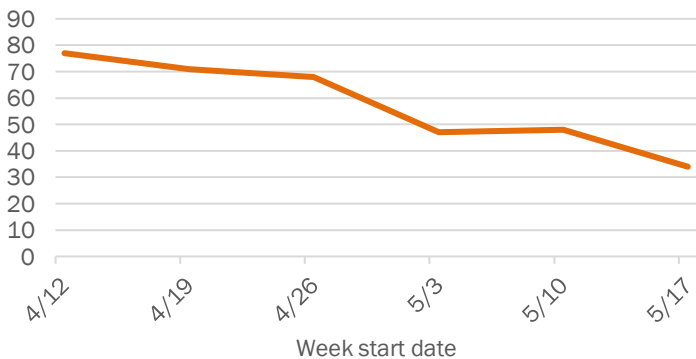
### Daily percent of ED visits resulting in cough-associated admissions



### Weekly count of ED visits for influenza-like illness



### Weekly count of ED visits for COVID-like illness

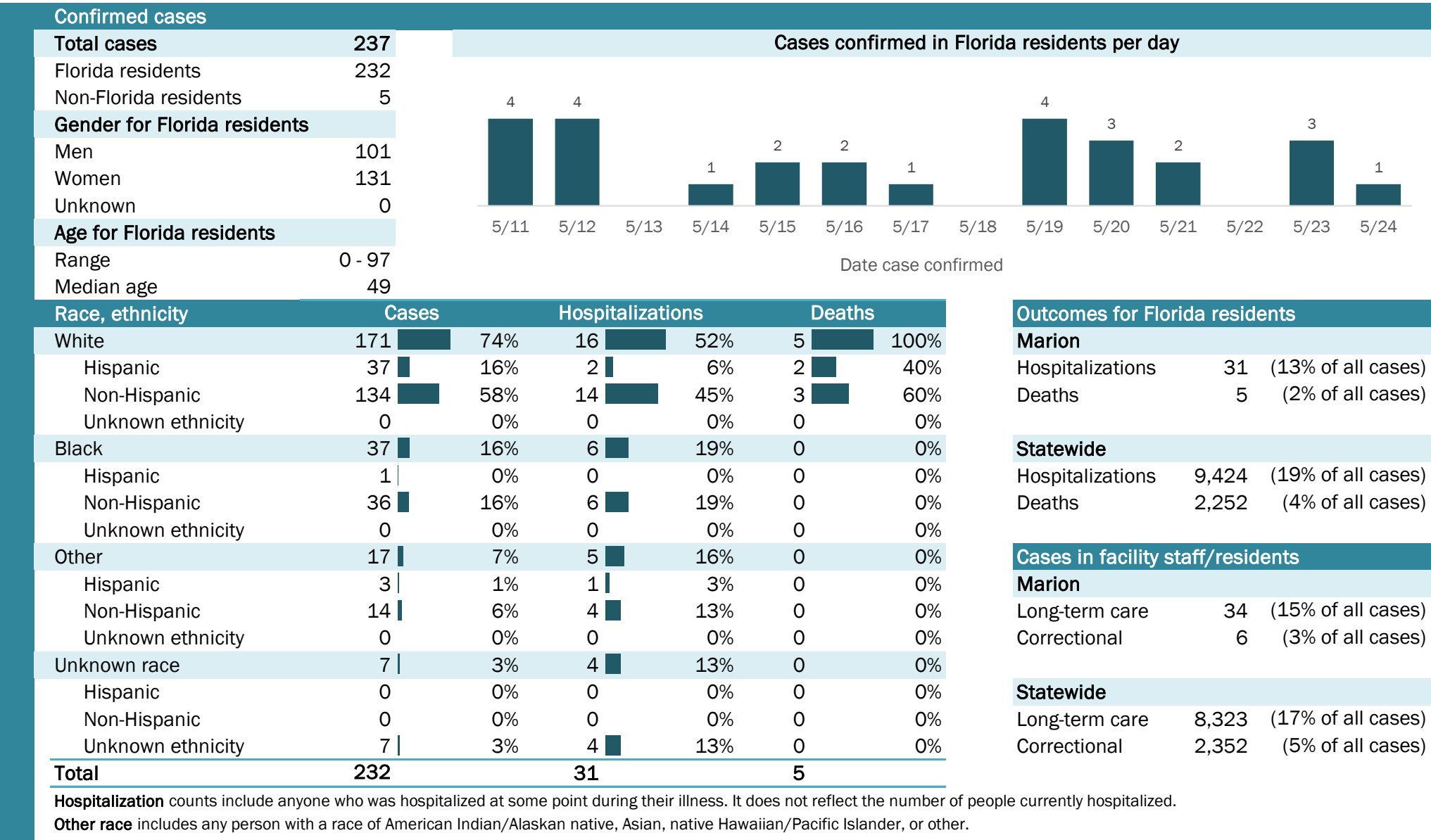


The Electronic Surveillance System for the Early Notification of Community-Based Epidemics (ESSENCE-FL) includes chief complaint data from 211 of 212 Florida EDs. Data are transmitted electronically to ESSENCE-FL daily or hourly.

# Coronavirus: summary for Marion County

Data for May 25, 2020 (verified at 10 AM)

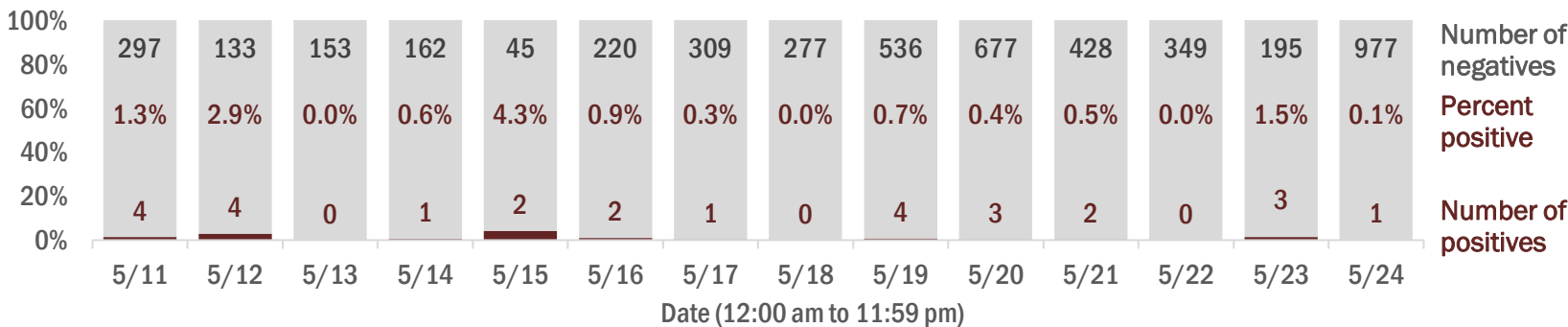
Data in this report are provisional and subject to change.



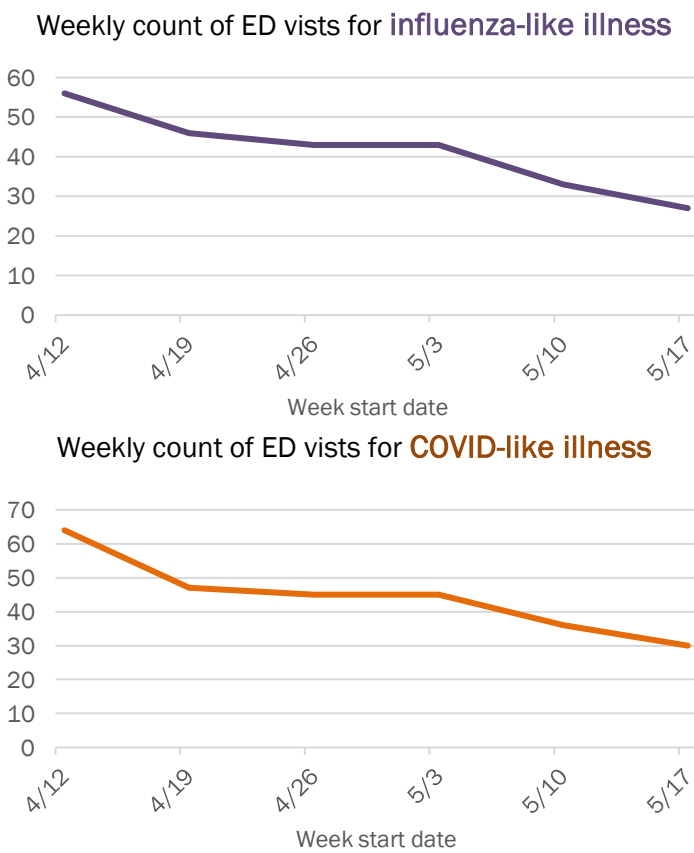
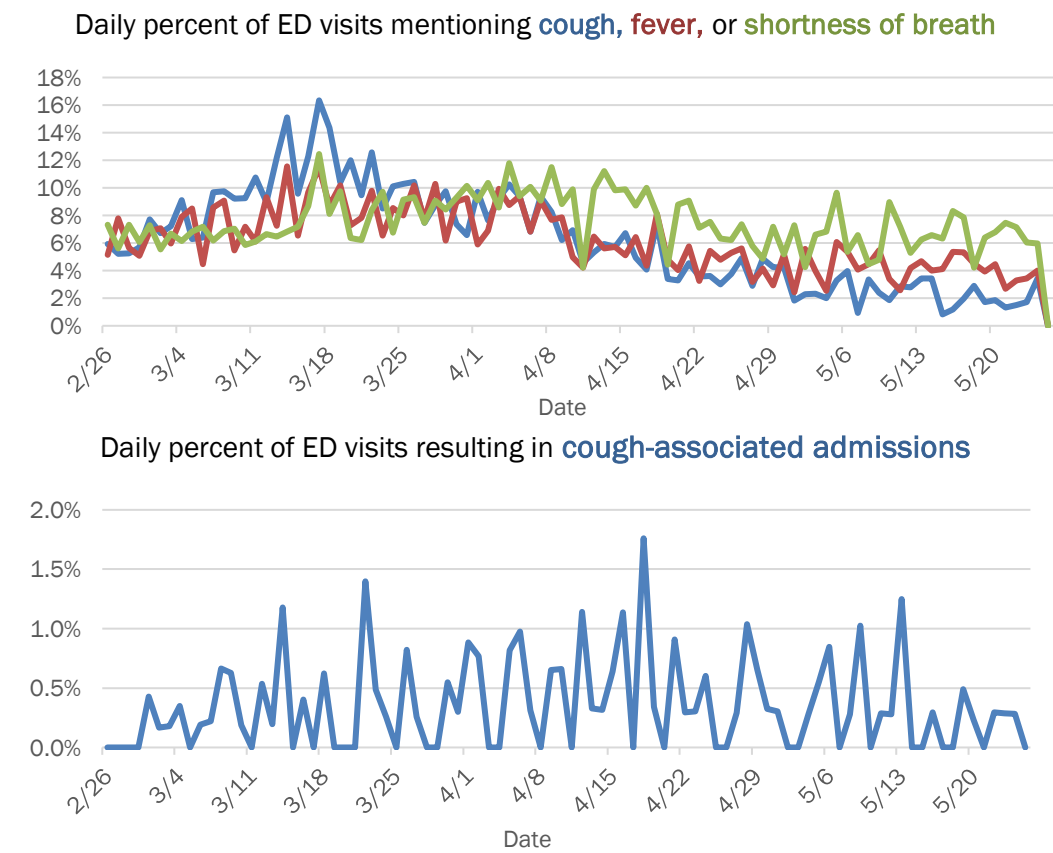
## Laboratory testing for Florida residents and non-Florida residents over the past 2 weeks

### Number and percent of positive labs

These counts include the number of people for whom the department received laboratory results by day. This percent is the number of people who test positive for the first time divided by all the people tested that day, excluding people who have previously tested positive.



## Emergency department (ED) chief complaint and admission data for Marion County

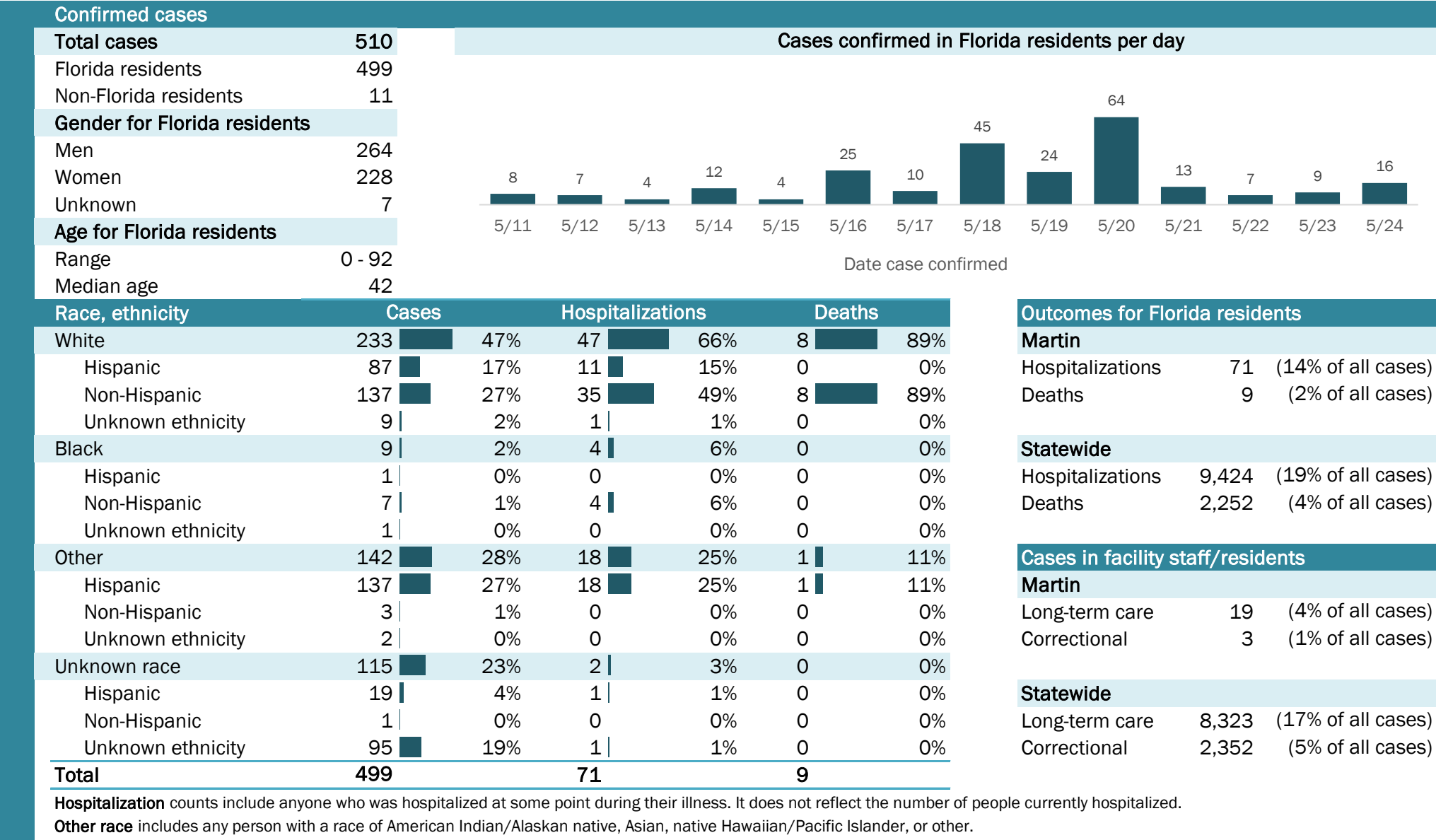


The Electronic Surveillance System for the Early Notification of Community-Based Epidemics (ESSENCE-FL) includes chief complaint data from 211 of 212 Florida EDs. Data are transmitted electronically to ESSENCE-FL daily or hourly.

# Coronavirus: summary for Martin County

Data for May 25, 2020 (verified at 10 AM)

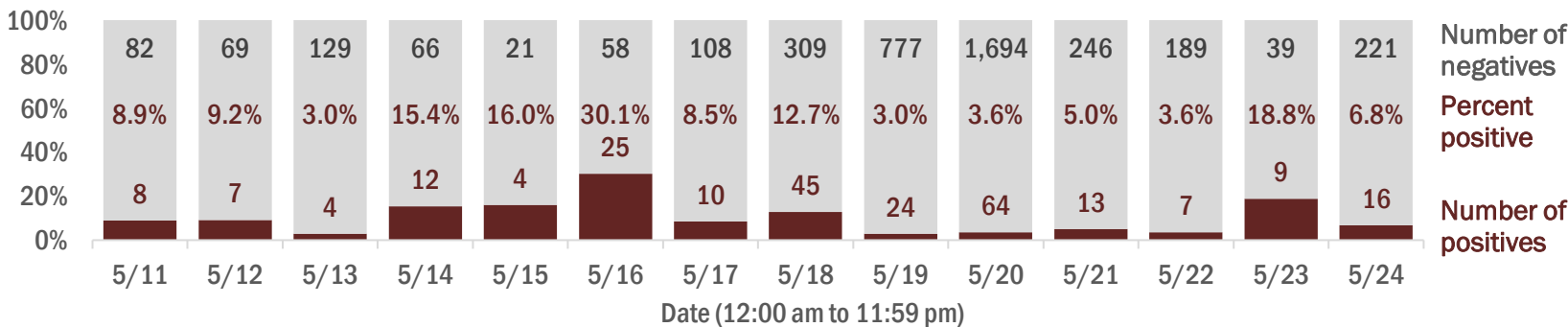
Data in this report are provisional and subject to change.



## Laboratory testing for Florida residents and non-Florida residents over the past 2 weeks

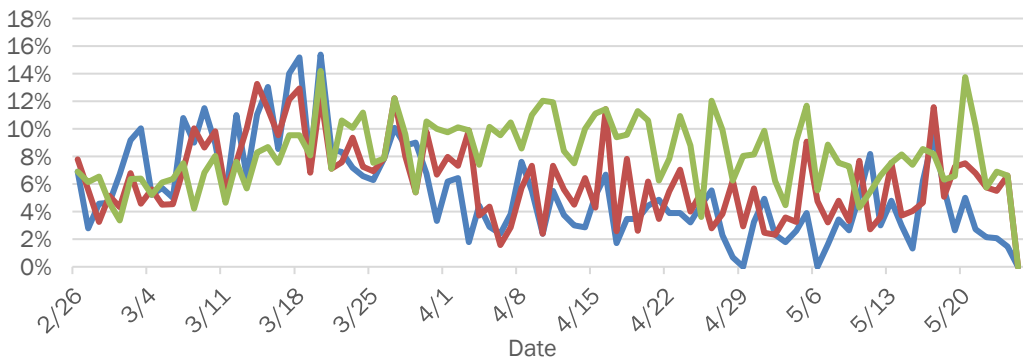
### Number and percent of positive labs

These counts include the number of people for whom the department received laboratory results by day. This percent is the number of people who test positive for the first time divided by all the people tested that day, excluding people who have previously tested positive.

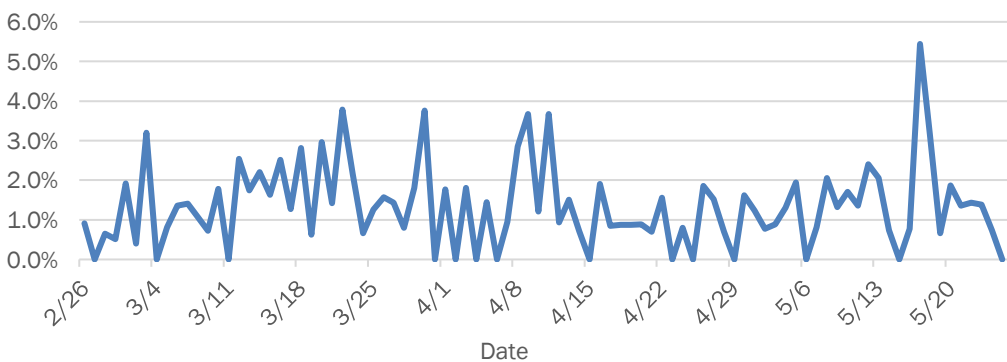


## Emergency department (ED) chief complaint and admission data for Martin County

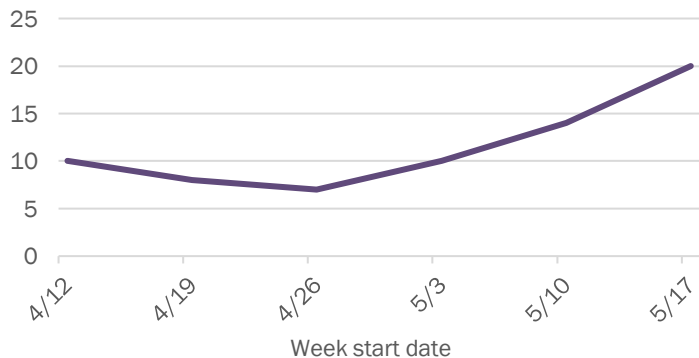
### Daily percent of ED visits mentioning cough, fever, or shortness of breath



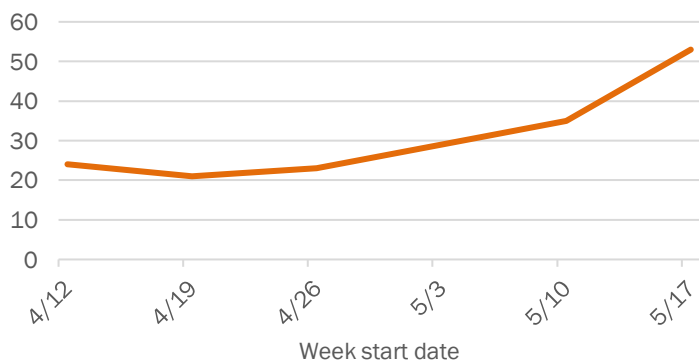
### Daily percent of ED visits resulting in cough-associated admissions



### Weekly count of ED visits for influenza-like illness



### Weekly count of ED visits for COVID-like illness

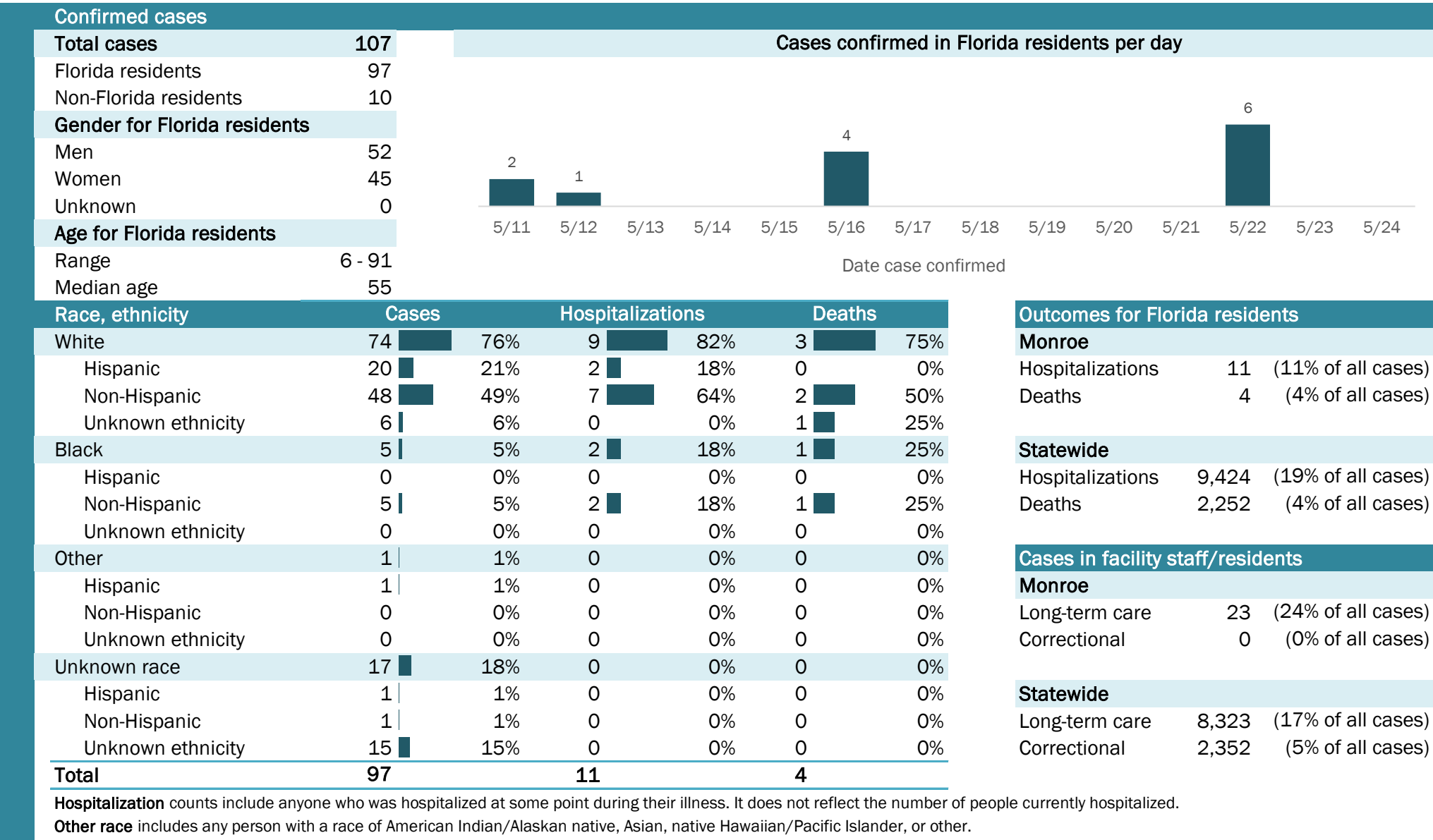


The Electronic Surveillance System for the Early Notification of Community-Based Epidemics (ESSENCE-FL) includes chief complaint data from 211 of 212 Florida EDs. Data are transmitted electronically to ESSENCE-FL daily or hourly.

# Coronavirus: summary for Monroe County

Data for May 25, 2020 (verified at 10 AM)

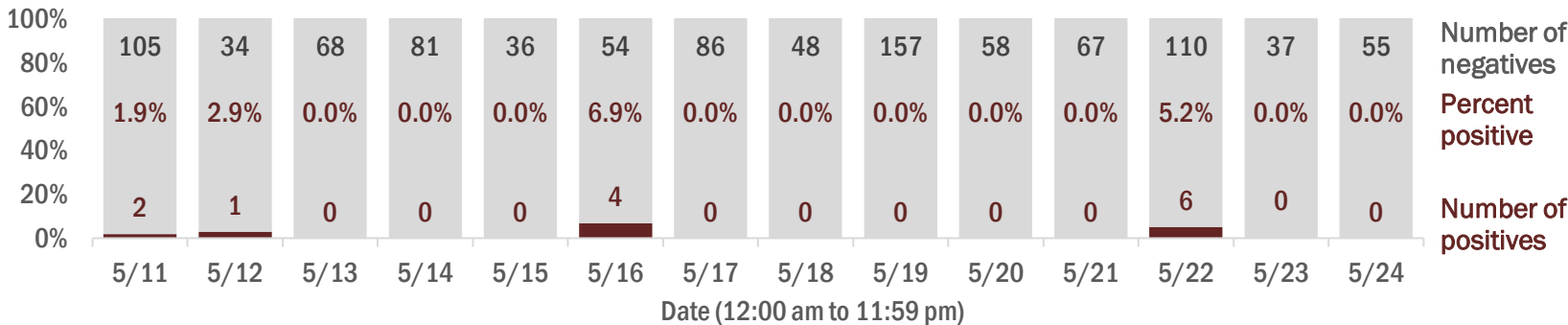
Data in this report are provisional and subject to change.



## Laboratory testing for Florida residents and non-Florida residents over the past 2 weeks

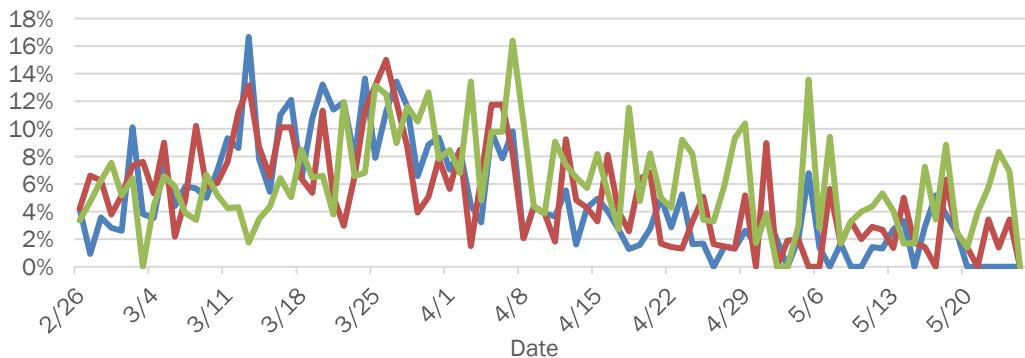
### Number and percent of positive labs

These counts include the number of people for whom the department received laboratory results by day. This percent is the number of people who test positive for the first time divided by all the people tested that day, excluding people who have previously tested positive.

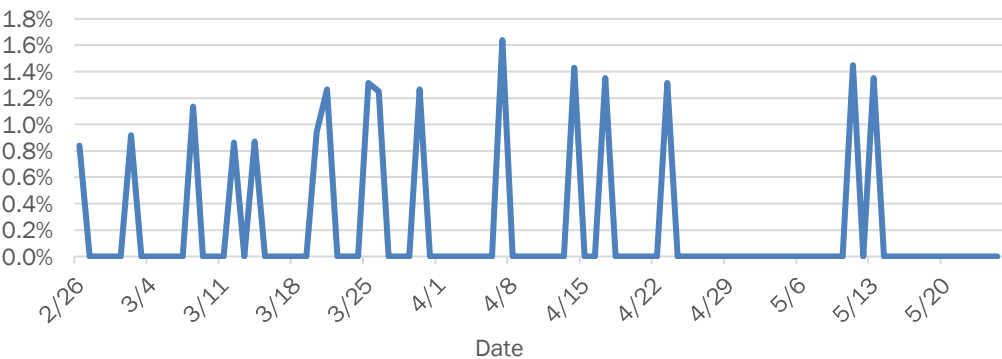


## Emergency department (ED) chief complaint and admission data for Monroe County

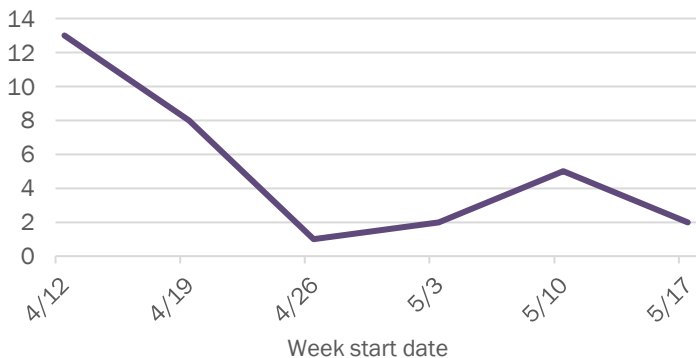
### Daily percent of ED visits mentioning cough, fever, or shortness of breath



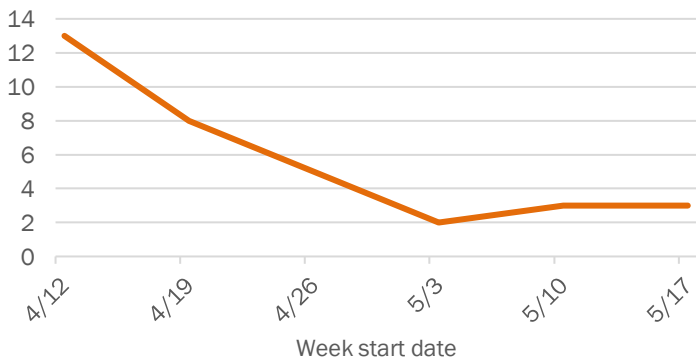
### Daily percent of ED visits resulting in cough-associated admissions



### Weekly count of ED visits for influenza-like illness



### Weekly count of ED visits for COVID-like illness



The Electronic Surveillance System for the Early Notification of Community-Based Epidemics (ESSENCE-FL) includes chief complaint data from 211 of 212 Florida EDs. Data are transmitted electronically to ESSENCE-FL daily or hourly.



# Coronavirus: summary for Nassau County

Data for May 25, 2020 (verified at 10 AM)

Data in this report are provisional and subject to change.

Confirmed cases

Total cases

70

Florida residents

65

Non-Florida residents

5

Gender for Florida residents

Men

29

Women

36

Unknown

0

Age for Florida residents

Range

15 - 89

Median age

49

Cases confirmed in Florida residents per day

1

5/11

1

5/12

1

5/13

1

5/14

5/15

1

5/16

5/17

5/18

1

5/19

5/20

5/21

5/22

5/23

1

5/24

Date case confirmed

Race, ethnicity	Cases	Hospitalizations	Deaths
White	5280%754%1100%		
Hispanic	00%00%00%		
Non-Hispanic	5178%754%1100%		
Unknown ethnicity	12%00%00%		
Black	812%431%00%		
Hispanic	00%00%00%		
Non-Hispanic	812%431%00%		
Unknown ethnicity	00%00%00%		
Other	23%215%00%		
Hispanic	12%18%00%		
Non-Hispanic	12%18%00%		
Unknown ethnicity	00%00%00%		
Unknown race	35%00%00%		
Hispanic	00%00%00%		
Non-Hispanic	12%00%00%		
Unknown ethnicity	23%00%00%		
Total	65131		

Hospitalization

counts include anyone who was hospitalized at some point during their illness. It does not reflect the number of people currently hospitalized.

Other race

includes any person with a race of American Indian/Alaskan native, Asian, native Hawaiian/Pacific Islander, or other.

Outcomes for Florida residents

Nassau

Hospitalizations

13

(20% of all cases)

Deaths

1

(2% of all cases)

Statewide

Hospitalizations

9,424

(19% of all cases)

Deaths

2,252

(4% of all cases)

Cases in facility staff/residents

Nassau

Long-term care

12

(18% of all cases)

Correctional

0

(0% of all cases)

Statewide

Long-term care

8,323

(17% of all cases)

Correctional

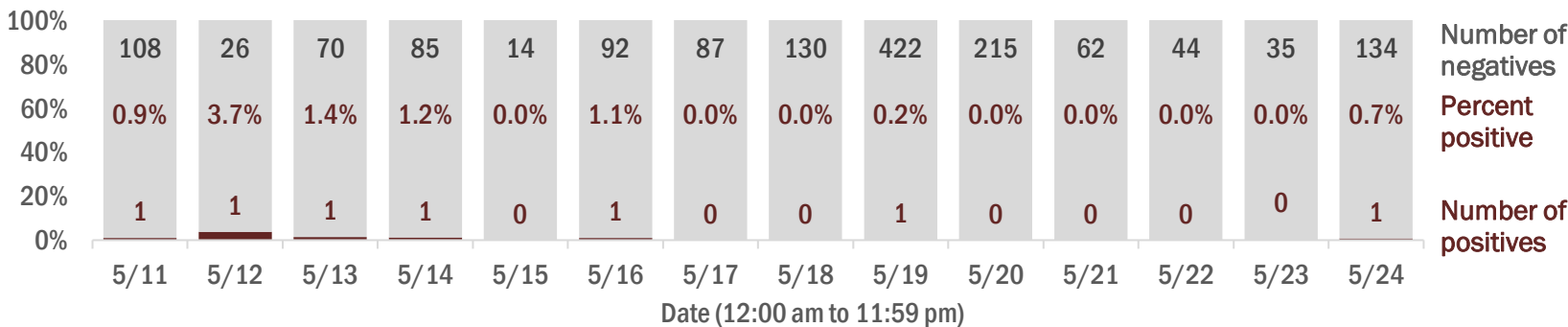
2,352

(5% of all cases)

## Laboratory testing for Florida residents and non-Florida residents over the past 2 weeks

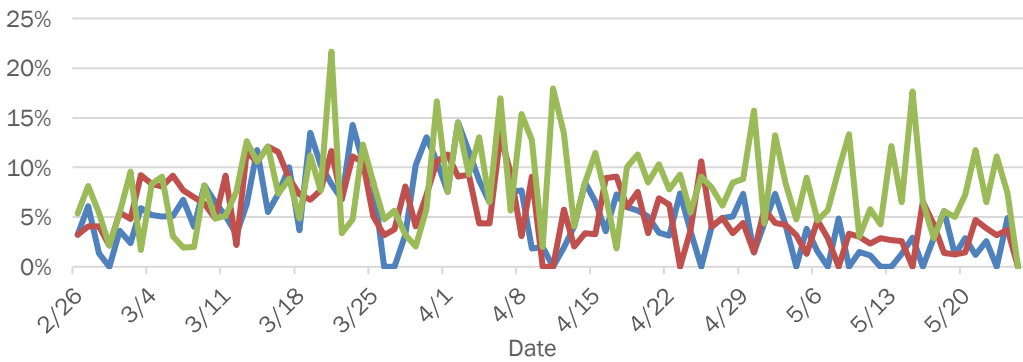
### Number and percent of positive labs

These counts include the number of people for whom the department received laboratory results by day. This percent is the number of people who test positive for the first time divided by all the people tested that day, excluding people who have previously tested positive.



## Emergency department (ED) chief complaint and admission data for Nassau County

### Daily percent of ED visits mentioning cough, fever, or shortness of breath



# Coronavirus: summary for Okaloosa County

Data for May 25, 2020 (verified at 10 AM)

Data in this report are provisional and subject to change.

Confirmed cases

Total cases

193

Florida residents

184

Non-Florida residents

9

Gender for Florida residents

Men

84

Women

100

Unknown

0

Age for Florida residents

Range

0 - 96

Median age

56

Cases confirmed in Florida residents per day

5/11

5/12

5/13

5/14

5/15

5/16

5/17

5/18

5/19

5/20

5/21

5/22

5/23

5/24

1

1

1

4

0

1

1

3

1

2

6

1

0

Date case confirmed

Race, ethnicity

Cases

Hospitalizations

Deaths

White

144

78%

18

60%

5

83%

Hispanic

27

15%

3

10%

0

0%

Non-Hispanic

117

64%

15

50%

5

83%

Unknown ethnicity

0

0%

0

0%

0

0%

Black

30

16%

11

37%

1

17%

Hispanic

3

2%

0

0%

0

0%

Non-Hispanic

27

15%

11

37%

1

17%

Unknown ethnicity

0

0%

0

0%

0

0%

Other

9

5%

1

3%

0

0%

Hispanic

0

0%

0

0%

0

0%

Non-Hispanic

9

5%

1

3%

0

0%

Unknown ethnicity

0

0%

0

0%

0

0%

Unknown race

1

1%

0

0%

0

0%

Hispanic

0

0%

0

0%

0

0%

Non-Hispanic

1

1%

0

0%

0

0%

Unknown ethnicity

0

0%

0

0%

0

0%

Total

184

30

6

Outcomes for Florida residents

Okaloosa

Hospitalizations

30

(16% of all cases)

Deaths

6

(3% of all cases)

Statewide

Hospitalizations

9,424

(19% of all cases)

Deaths

2,252

(4% of all cases)

Cases in facility staff/residents

Okaloosa

Long-term care

33

(18% of all cases)

Correctional

1

(1% of all cases)

Statewide

Long-term care

8,323

(17% of all cases)

Correctional

2,352

(5% of all cases)

Hospitalization counts include anyone who was hospitalized at some point during their illness. It does not reflect the number of people currently hospitalized.

Other race includes any person with a race of American Indian/Alaskan native, Asian, native Hawaiian/Pacific Islander, or other.

## Laboratory testing for Florida residents and non-Florida residents over the past 2 weeks

### Number and percent of positive labs

These counts include the number of people for whom the department received laboratory results by day. This percent is the number of people who test positive for the first time divided by all the people tested that day, excluding people who have previously tested positive.

100%

80%

60%

40%

20%

0%

72

45

48

89

7

90

71

158

538

631

912

972

52

239

0.0%

2.2%

2.0%

1.1%

36.4%

0.0%

1.4%

0.6%

0.6%

0.2%

0.2%

0.6%

1.9%

0.0%

0

1

1

1

4

0

1

1

3

1

2

6

1

0

5/11

5/12

5/13

5/14

5/15

5/16

5/17

5/18

5/19

5/20

5/21

5/22

5/23

5/24

Number of negatives

Percent positive

Number of positives

Date (12:00 am to 11:59 pm)

## Emergency department (ED) chief complaint and admission data for Okaloosa County

### Daily percent of ED visits mentioning cough, fever, or shortness of breath

16%

14%

12%

10%

8%

6%

4%

2%

0%

2/26

3/4

3/11

3/18

3/25

4/1

4/8

4/15

4/22

4/29

5/6

5/13

5/20

Date

### Daily percent of ED visits resulting in cough-associated admissions

2.0%

1.5%

1.0%

0.5%

0.0%

2/26

3/4

3/11

3/18

3/25

4/1

4/8

4/15

4/22

4/29

5/6

5/13

5/20

Date

### Weekly count of ED vists for influenza-like illness

25

20

15

10

5

0

4/12

4/19

4/26

5/3

5/10

5/17

Week start date

### Weekly count of ED vists for COVID-like illness

25

20

15

10

5

0

4/12

4/19

4/26

5/3

5/10

5/17

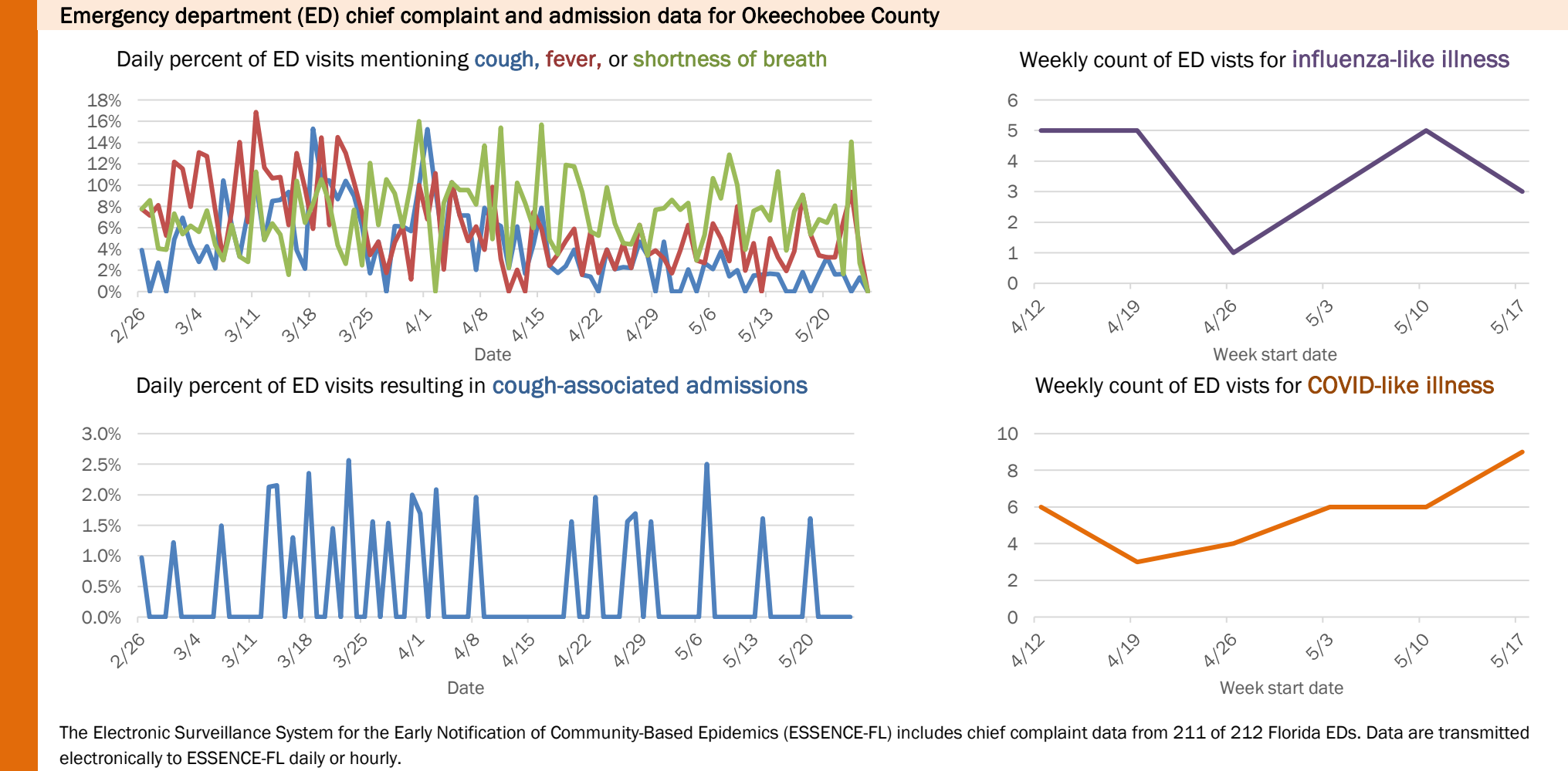
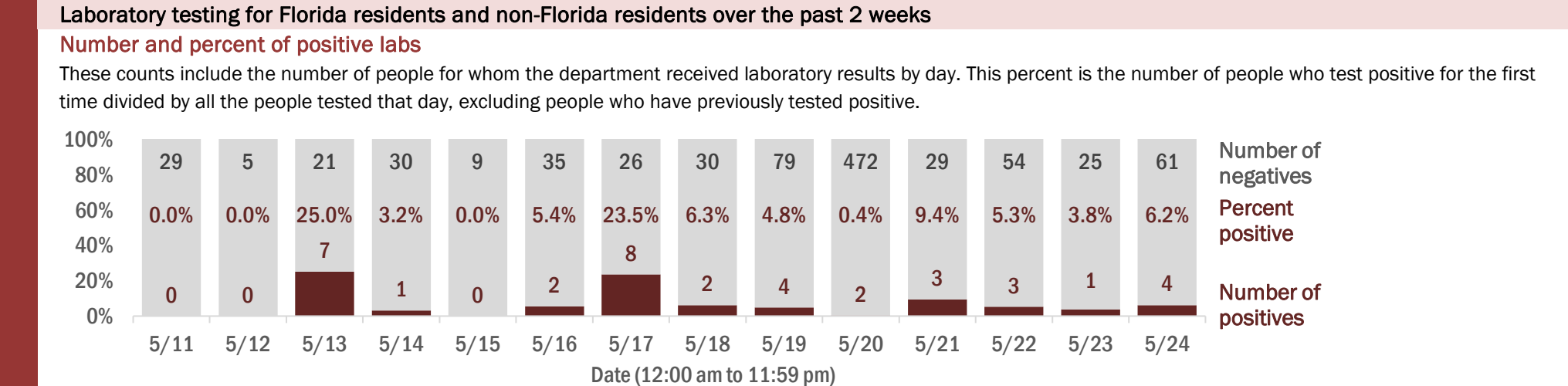
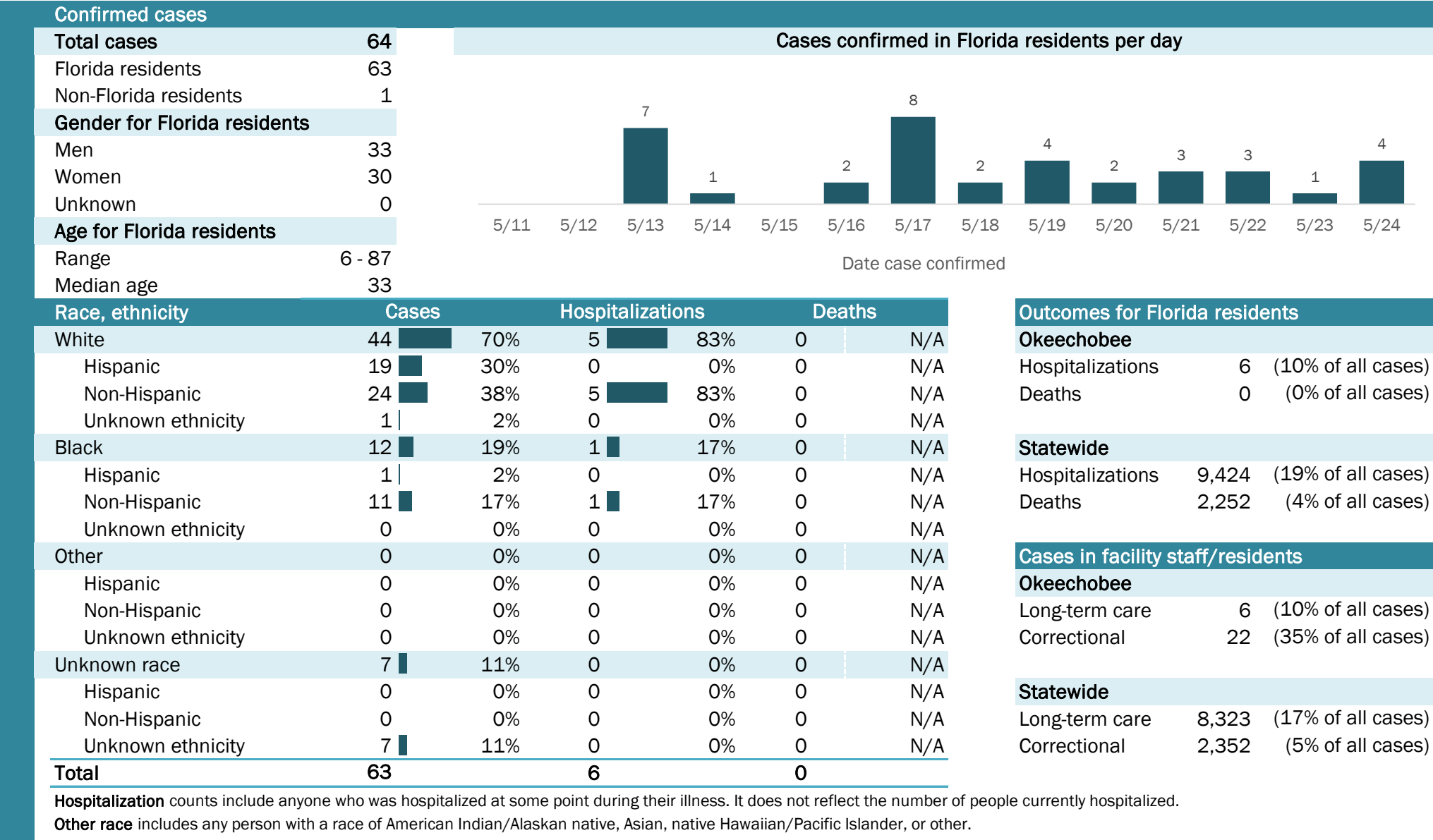
Week start date

The Electronic Surveillance System for the Early Notification of Community-Based Epidemics (ESSENCE-FL) includes chief complaint data from 211 of 212 Florida EDs. Data are transmitted electronically to ESSENCE-FL daily or hourly.

# Coronavirus: summary for Okeechobee County

Data for May 25, 2020 (verified at 10 AM)

Data in this report are provisional and subject to change.



# Coronavirus: summary for Orange County

Data for May 25, 2020 (verified at 10 AM)

Data in this report are provisional and subject to change.

Confirmed cases

Total cases

1,831

Florida residents

1,754

Non-Florida residents

77

Gender for Florida residents

Men

915

Women

838

Unknown

1

Age for Florida residents

Range

0 - 101

Median age

44

Cases confirmed in Florida residents per day

13

29

14

26

17

26

20

30

13

19

20

30

26

35

5/11

5/12

5/13

5/14

5/15

5/16

5/17

5/18

5/19

5/20

5/21

5/22

5/23

5/24

Date case confirmed

Race, ethnicity	Cases	Hospitalizations	Deaths
White	773 44%	140 46%	18 46%
Hispanic	367 21%	61 20%	9 23%
Non-Hispanic	395 23%	79 26%	9 23%
Unknown ethnicity	11 1%	0 0%	0 0%
Black	263 15%	54 18%	10 26%
Hispanic	22 1%	2 1%	0 0%
Non-Hispanic	231 13%	52 17%	10 26%
Unknown ethnicity	10 1%	0 0%	0 0%
Other	606 35%	110 36%	11 28%
Hispanic	403 23%	70 23%	6 15%
Non-Hispanic	186 11%	38 13%	5 13%
Unknown ethnicity	17 1%	2 1%	0 0%
Unknown race	112 6%	0 0%	0 0%
Hispanic	2 0%	0 0%	0 0%
Non-Hispanic	2 0%	0 0%	0 0%
Unknown ethnicity	108 6%	0 0%	0 0%
Total	1,754	304	39

Hospitalization

counts include anyone who was hospitalized at some point during their illness. It does not reflect the number of people currently hospitalized.

Other race

includes any person with a race of American Indian/Alaskan native, Asian, native Hawaiian/Pacific Islander, or other.

Outcomes for Florida residents

Orange

Hospitalizations

304

(17% of all cases)

Deaths

39

(2% of all cases)

Statewide

Hospitalizations

9,424

(19% of all cases)

Deaths

2,252

(4% of all cases)

Cases in facility staff/residents

Orange

Long-term care

57

(3% of all cases)

Correctional

11

(1% of all cases)

Statewide

Long-term care

8,323

(17% of all cases)

Correctional

2,352

(5% of all cases)

Laboratory testing for Florida residents and non-Florida residents over the past 2 weeks

Number and percent of positive labs

These counts include the number of people for whom the department received laboratory results by day. This percent is the number of people who test positive for the first time divided by all the people tested that day, excluding people who have previously tested positive.

100%

80%

60%

40%

20%

0%

1,281

897

904

1,312

301

6,072

1,311

2,676

7,023

2,814

1,348

1,813

1,210

2,265

1.0%

3.1%

1.5%

1.9%

5.3%

0.4%

1.5%

1.1%

0.2%

0.7%

1.5%

1.6%

2.1%

1.5%

13

29

14

26

17

26

20

30

13

19

20

30

26

35

5/11

5/12

5/13

5/14

5/15

5/16

5/17

5/18

5/19

5/20

5/21

5/22

5/23

5/24

Date (12:00 am to 11:59 pm)

Number of negatives

Percent positive

Number of positives

Emergency department (ED) chief complaint and admission data for Orange County

Daily percent of ED visits mentioning cough, fever, or shortness of breath

20%

15%

10%

5%

0%

2/26

3/4

3/11

3/18

3/25

4/1

4/8

4/15

4/22

4/29

5/6

5/13

5/20

Date

Daily percent of ED visits resulting in cough-associated admissions

2.5%

2.0%

1.5%

1.0%

0.5%

0.0%

2/26

3/4

3/11

3/18

3/25

4/1

4/8

4/15

4/22

4/29

5/6

5/13

5/20

Date

Weekly count of ED vists for influenza-like illness

120

100

80

60

40

20

0

4/12

4/19

4/26

5/3

5/10

5/17

Week start date

Weekly count of ED vists for COVID-like illness

120

100

80

60

40

20

0

4/12

4/19

4/26

5/3

5/10

5/17

Week start date

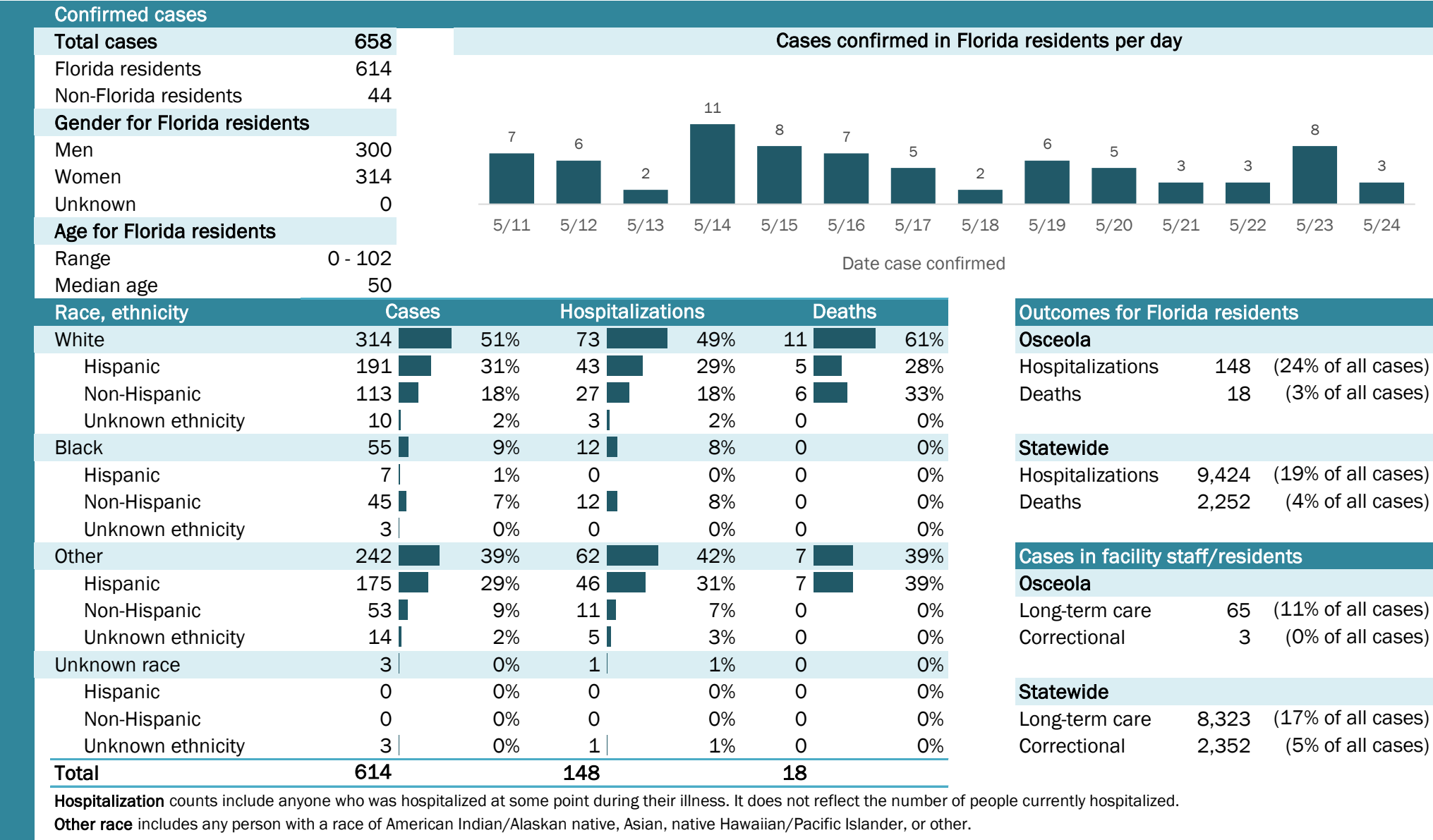
The Electronic Surveillance System for the Early Notification of Community-Based Epidemics (ESSENCE-FL) includes chief complaint data from 211 of 212 Florida EDs. Data are transmitted electronically to ESSENCE-FL daily or hourly.



# Coronavirus: summary for Osceola County

Data for May 25, 2020 (verified at 10 AM)

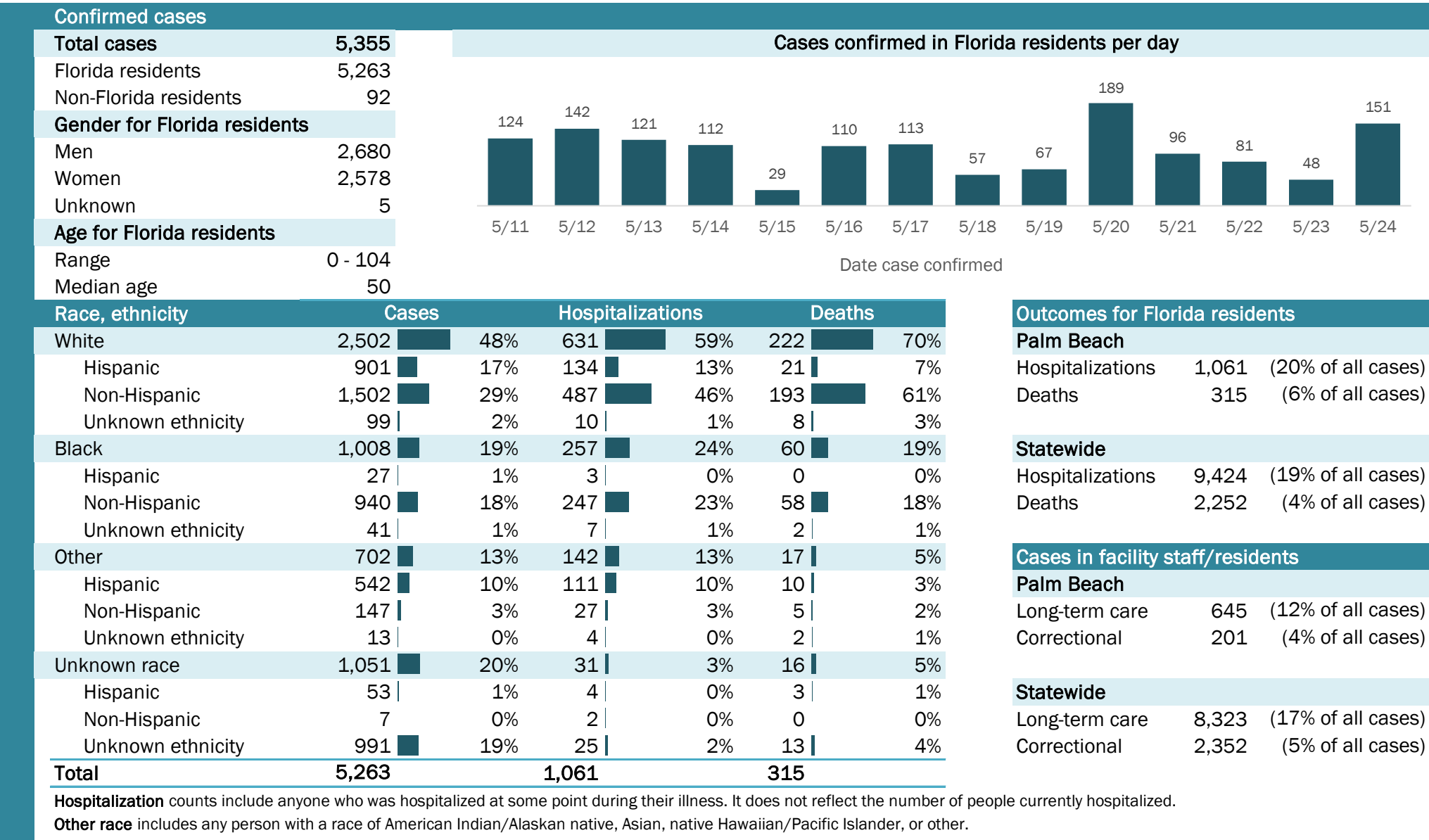
Data in this report are provisional and subject to change.



# Coronavirus: summary for Palm Beach County

Data for May 25, 2020 (verified at 10 AM)

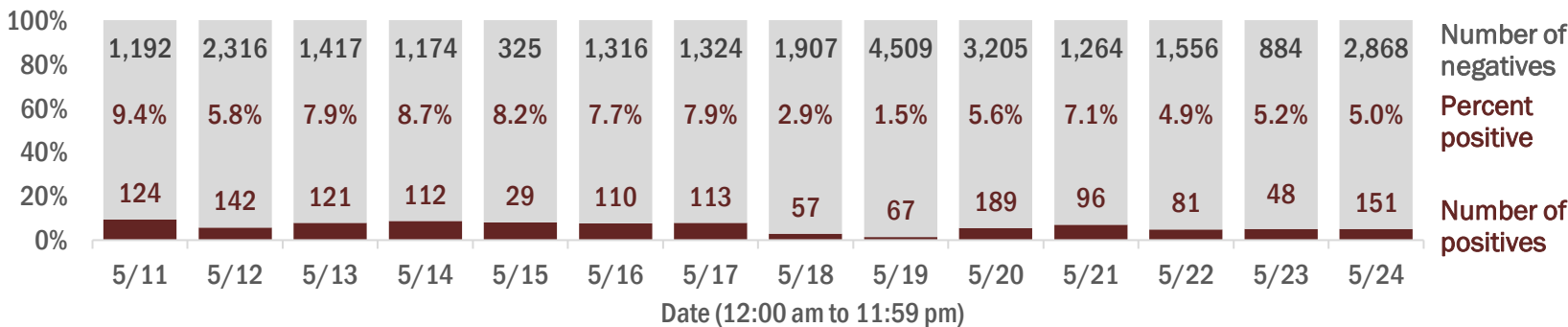
Data in this report are provisional and subject to change.



## Laboratory testing for Florida residents and non-Florida residents over the past 2 weeks

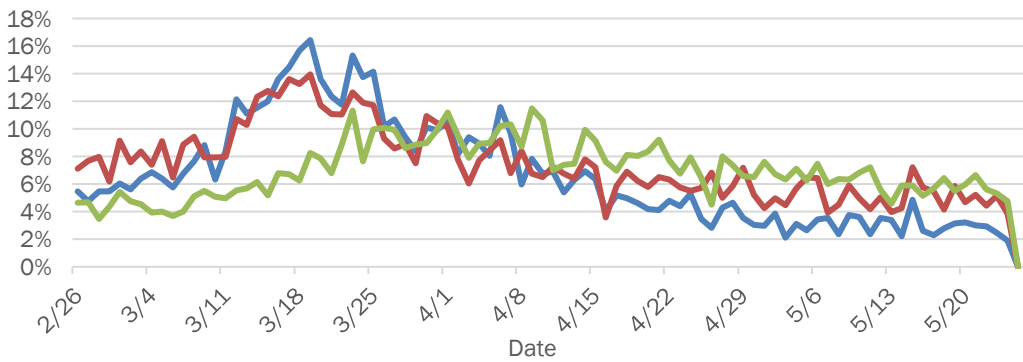
### Number and percent of positive labs

These counts include the number of people for whom the department received laboratory results by day. This percent is the number of people who test positive for the first time divided by all the people tested that day, excluding people who have previously tested positive.

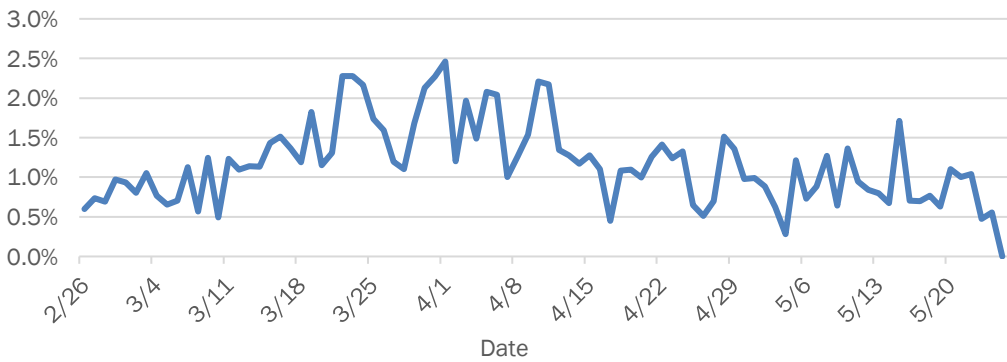


## Emergency department (ED) chief complaint and admission data for Palm Beach County

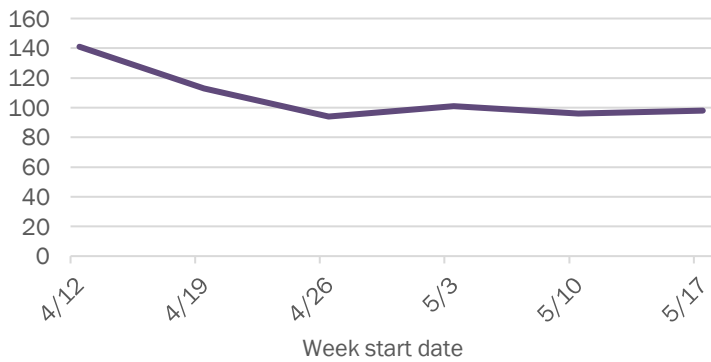
### Daily percent of ED visits mentioning cough, fever, or shortness of breath



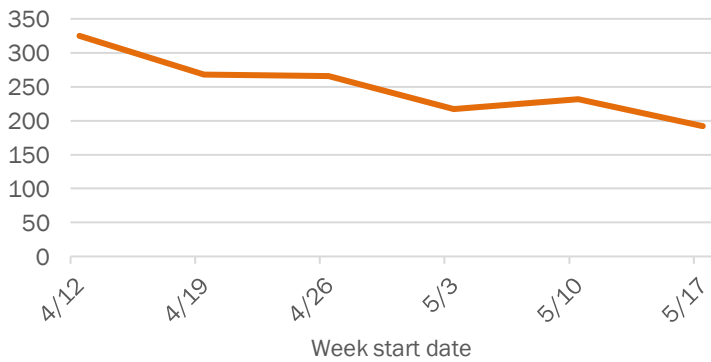
### Daily percent of ED visits resulting in cough-associated admissions



### Weekly count of ED visits for influenza-like illness



### Weekly count of ED visits for COVID-like illness

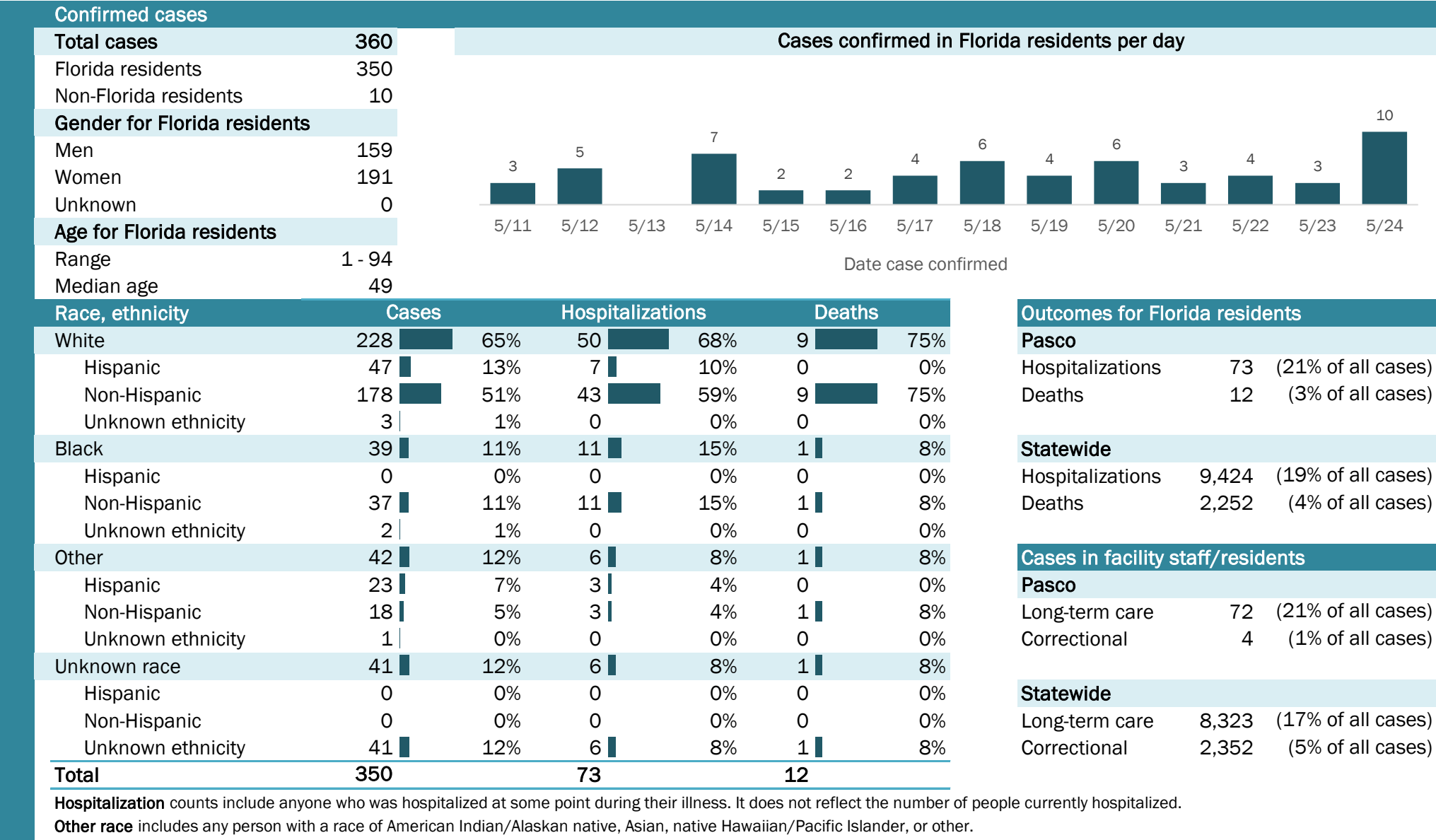


The Electronic Surveillance System for the Early Notification of Community-Based Epidemics (ESSENCE-FL) includes chief complaint data from 211 of 212 Florida EDs. Data are transmitted electronically to ESSENCE-FL daily or hourly.

# Coronavirus: summary for Pasco County

Data for May 25, 2020 (verified at 10 AM)

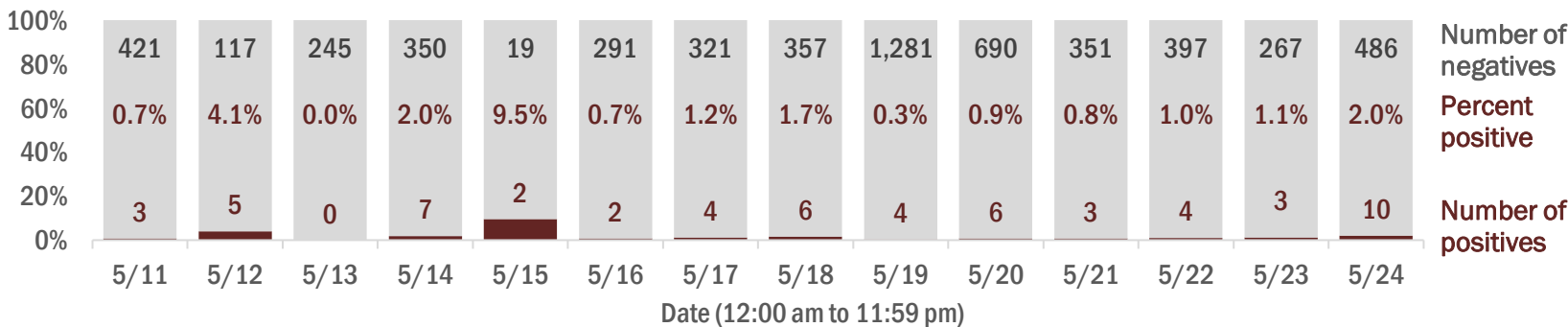
Data in this report are provisional and subject to change.



## Laboratory testing for Florida residents and non-Florida residents over the past 2 weeks

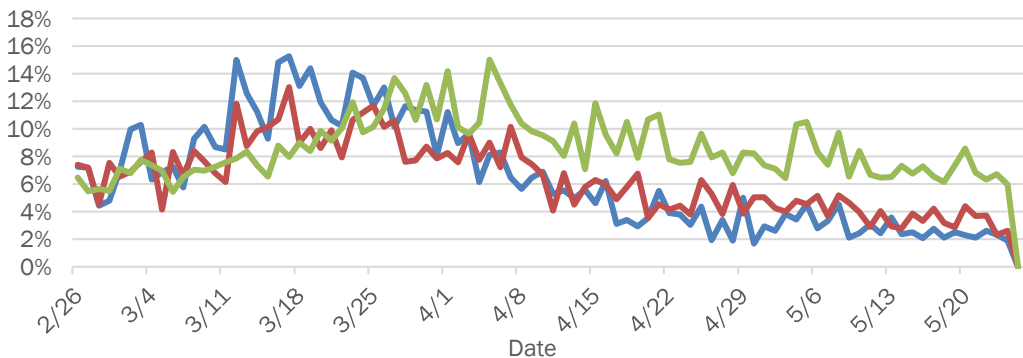
### Number and percent of positive labs

These counts include the number of people for whom the department received laboratory results by day. This percent is the number of people who test positive for the first time divided by all the people tested that day, excluding people who have previously tested positive.

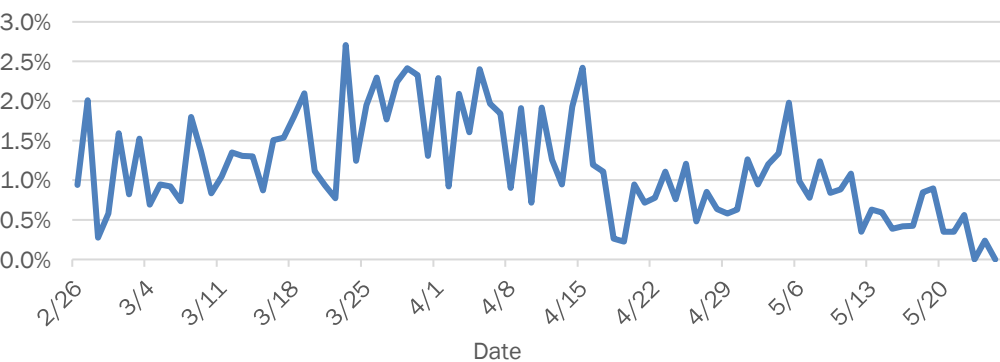


## Emergency department (ED) chief complaint and admission data for Pasco County

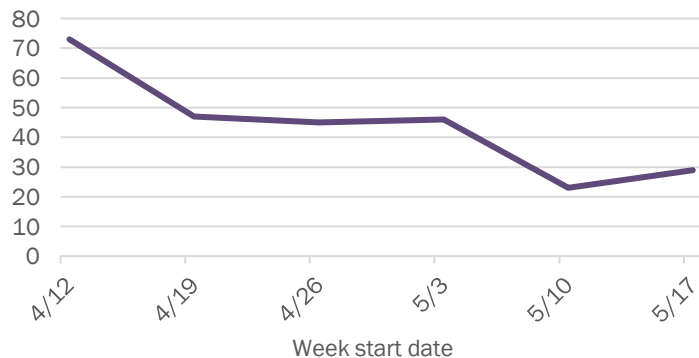
### Daily percent of ED visits mentioning cough, fever, or shortness of breath



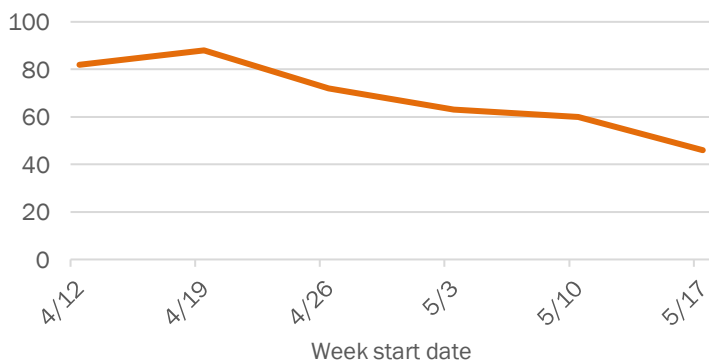
### Daily percent of ED visits resulting in cough-associated admissions



### Weekly count of ED visits for influenza-like illness



### Weekly count of ED visits for COVID-like illness

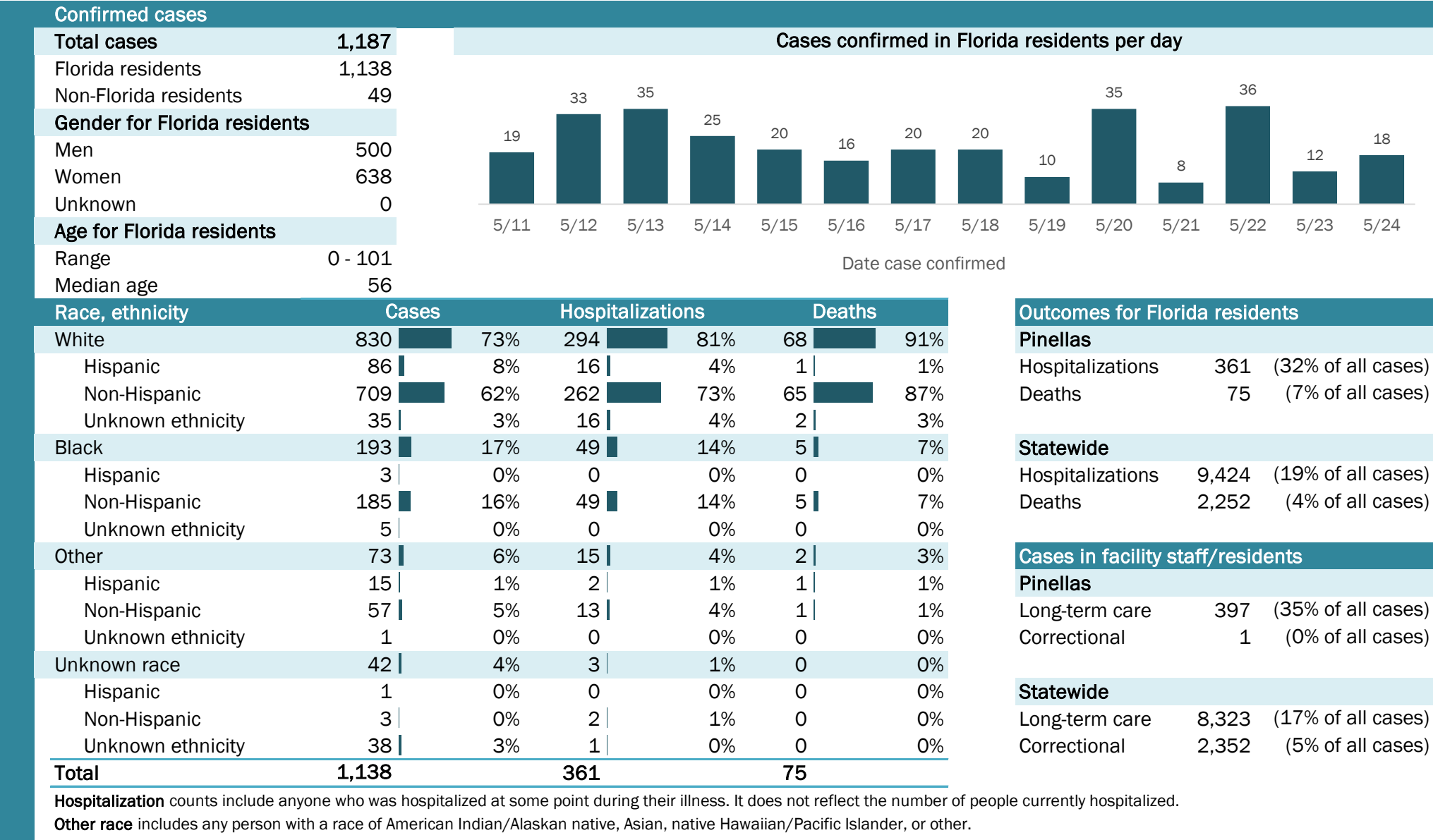


The Electronic Surveillance System for the Early Notification of Community-Based Epidemics (ESSENCE-FL) includes chief complaint data from 211 of 212 Florida EDs. Data are transmitted electronically to ESSENCE-FL daily or hourly.

# Coronavirus: summary for Pinellas County

Data for May 25, 2020 (verified at 10 AM)

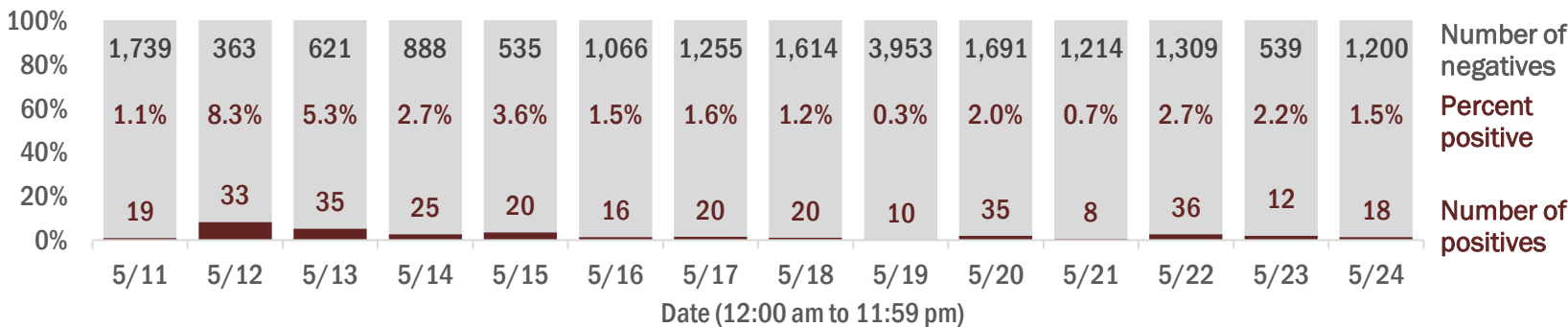
Data in this report are provisional and subject to change.



## Laboratory testing for Florida residents and non-Florida residents over the past 2 weeks

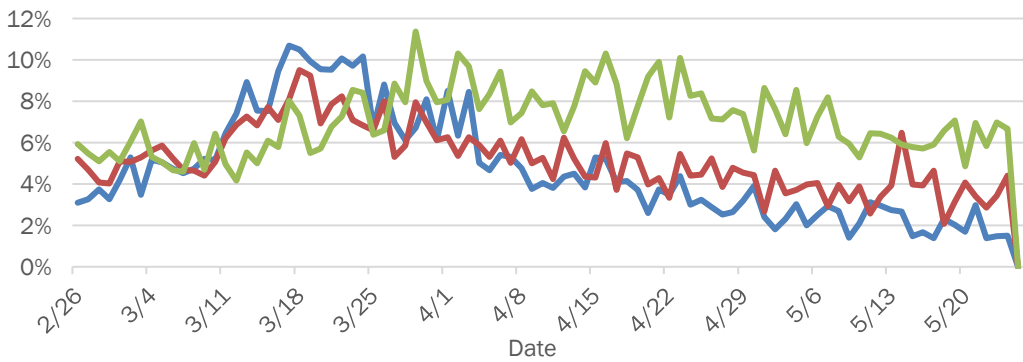
### Number and percent of positive labs

These counts include the number of people for whom the department received laboratory results by day. This percent is the number of people who test positive for the first time divided by all the people tested that day, excluding people who have previously tested positive.

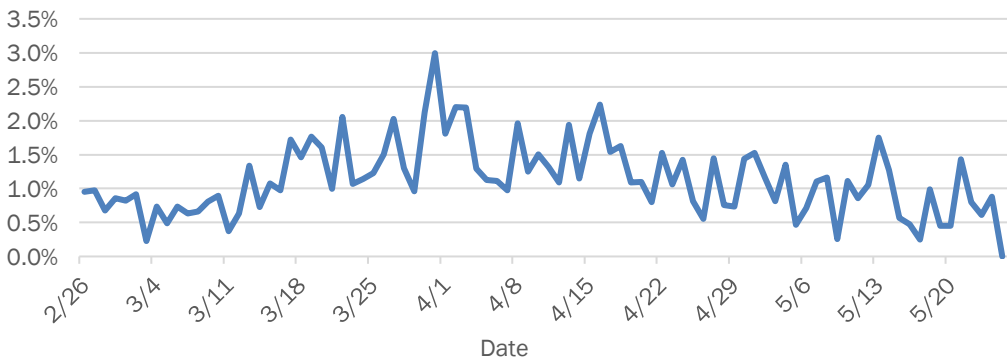


## Emergency department (ED) chief complaint and admission data for Pinellas County

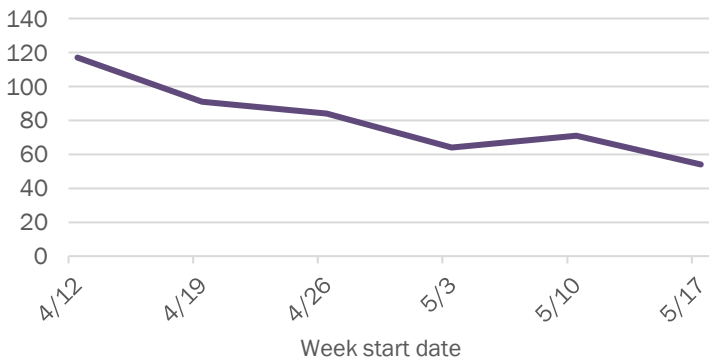
### Daily percent of ED visits mentioning cough, fever, or shortness of breath



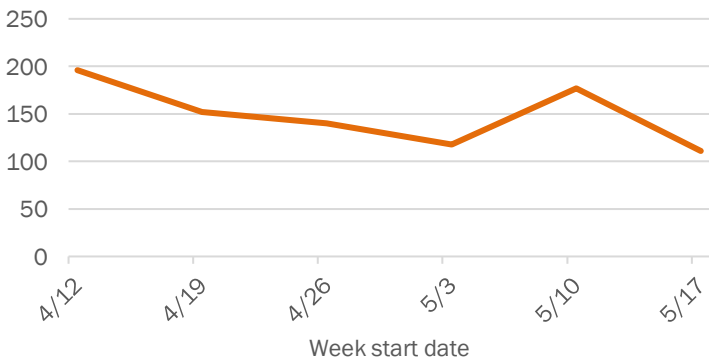
### Daily percent of ED visits resulting in cough-associated admissions



### Weekly count of ED visits for influenza-like illness



### Weekly count of ED visits for COVID-like illness



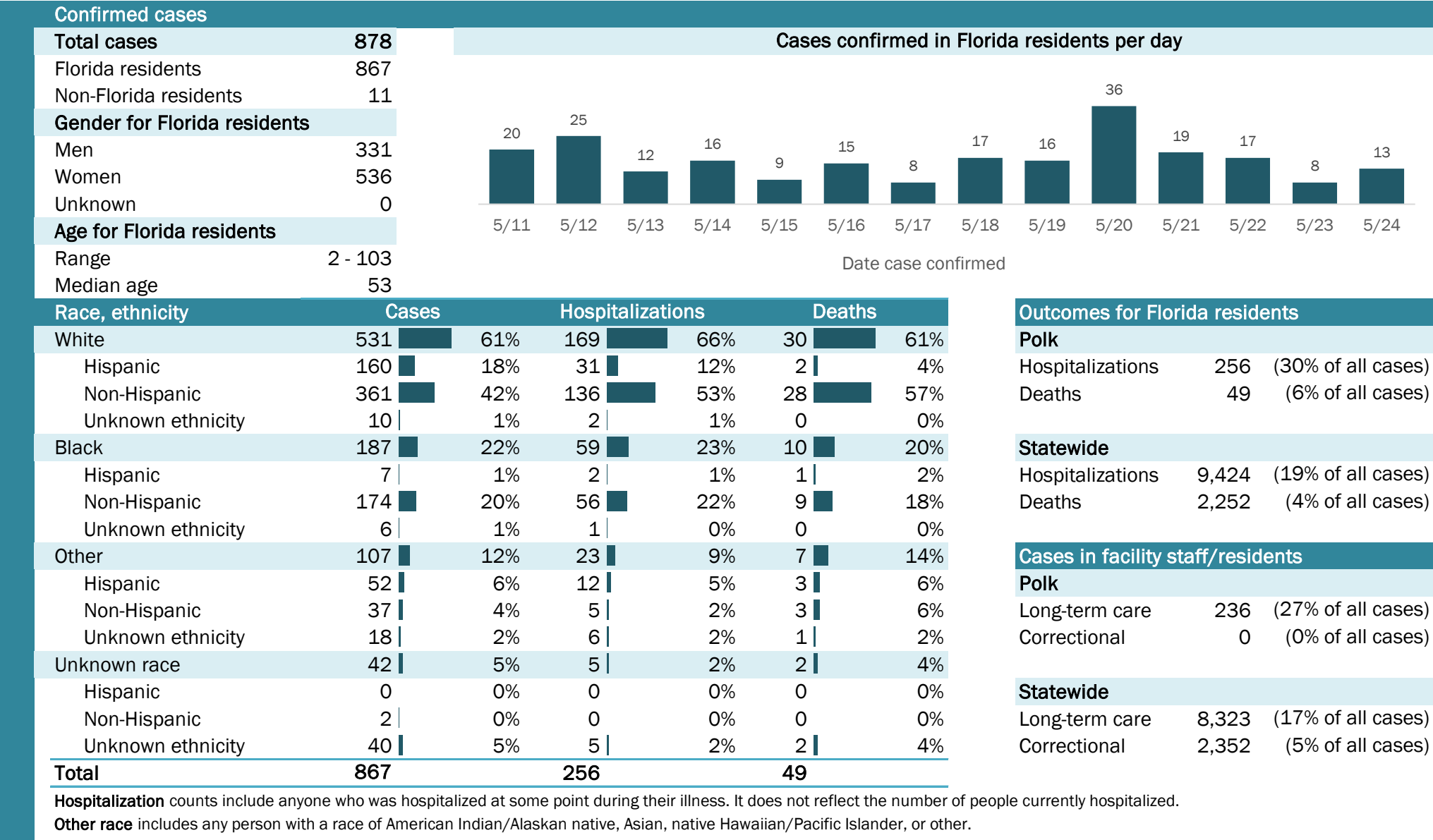
The Electronic Surveillance System for the Early Notification of Community-Based Epidemics (ESSENCE-FL) includes chief complaint data from 211 of 212 Florida EDs. Data are transmitted electronically to ESSENCE-FL daily or hourly.



# Coronavirus: summary for Polk County

Data for May 25, 2020 (verified at 10 AM)

Data in this report are provisional and subject to change.



# Coronavirus: summary for Putnam County

Data for May 25, 2020 (verified at 10 AM)

Data in this report are provisional and subject to change.

Confirmed cases

Total cases	143
Florida residents	143
Non-Florida residents	0
Gender for Florida residents	
Men	57
Women	86
Unknown	0
Age for Florida residents	
Range	6 - 98
Median age	47

Cases confirmed in Florida residents per day

Date	Cases
5/11	0
5/12	0
5/13	1
5/14	0
5/15	0
5/16	4
5/17	3
5/18	0
5/19	0
5/20	1
5/21	3
5/22	1
5/23	0
5/24	4

Race, ethnicity	Cases	Hospitalizations	Deaths
White	80 56%	10 56%	1 25%
Hispanic	1 1%	0 0%	0 0%
Non-Hispanic	78 55%	10 56%	1 25%
Unknown ethnicity	1 1%	0 0%	0 0%
Black	54 38%	7 39%	3 75%
Hispanic	0 0%	0 0%	0 0%
Non-Hispanic	52 36%	5 28%	2 50%
Unknown ethnicity	2 1%	2 11%	1 25%
Other	8 6%	1 6%	0 0%
Hispanic	5 3%	1 6%	0 0%
Non-Hispanic	2 1%	0 0%	0 0%
Unknown ethnicity	1 1%	0 0%	0 0%
Unknown race	1 1%	0 0%	0 0%
Hispanic	0 0%	0 0%	0 0%
Non-Hispanic	0 0%	0 0%	0 0%
Unknown ethnicity	1 1%	0 0%	0 0%
Total	143	18	4

**Hospitalization** counts include anyone who was hospitalized at some point during their illness. It does not reflect the number of people currently hospitalized.

**Other race** includes any person with a race of American Indian/Alaskan native, Asian, native Hawaiian/Pacific Islander, or other.

Outcomes for Florida residents

Putnam

Hospitalizations	18	(13% of all cases)
Deaths	4	(3% of all cases)

Statewide

Hospitalizations	9,424	(19% of all cases)
Deaths	2,252	(4% of all cases)

Cases in facility staff/residents

Putnam

Long-term care	46	(32% of all cases)
Correctional	1	(1% of all cases)

Statewide

Long-term care	8,323	(17% of all cases)
Correctional	2,352	(5% of all cases)

Laboratory testing for Florida residents and non-Florida residents over the past 2 weeks

Number and percent of positive labs

These counts include the number of people for whom the department received laboratory results by day. This percent is the number of people who test positive for the first time divided by all the people tested that day, excluding people who have previously tested positive.

Date	Number of negatives	Percent positive	Number of positives
5/11	35	0.0%	0
5/12	10	0.0%	0
5/13	33	2.9%	1
5/14	65	0.0%	0
5/15	13	0.0%	0
5/16	122	3.2%	4
5/17	63	4.5%	3
5/18	115	0.0%	0
5/19	284	0.0%	0
5/20	319	0.3%	1
5/21	78	3.7%	3
5/22	67	1.5%	1
5/23	55	0.0%	0
5/24	153	2.5%	4

Emergency department (ED) chief complaint and admission data for Putnam County

Daily percent of ED visits mentioning cough, fever, or shortness of breath

Daily percent of ED visits resulting in cough-associated admissions

Weekly count of ED visits for influenza-like illness

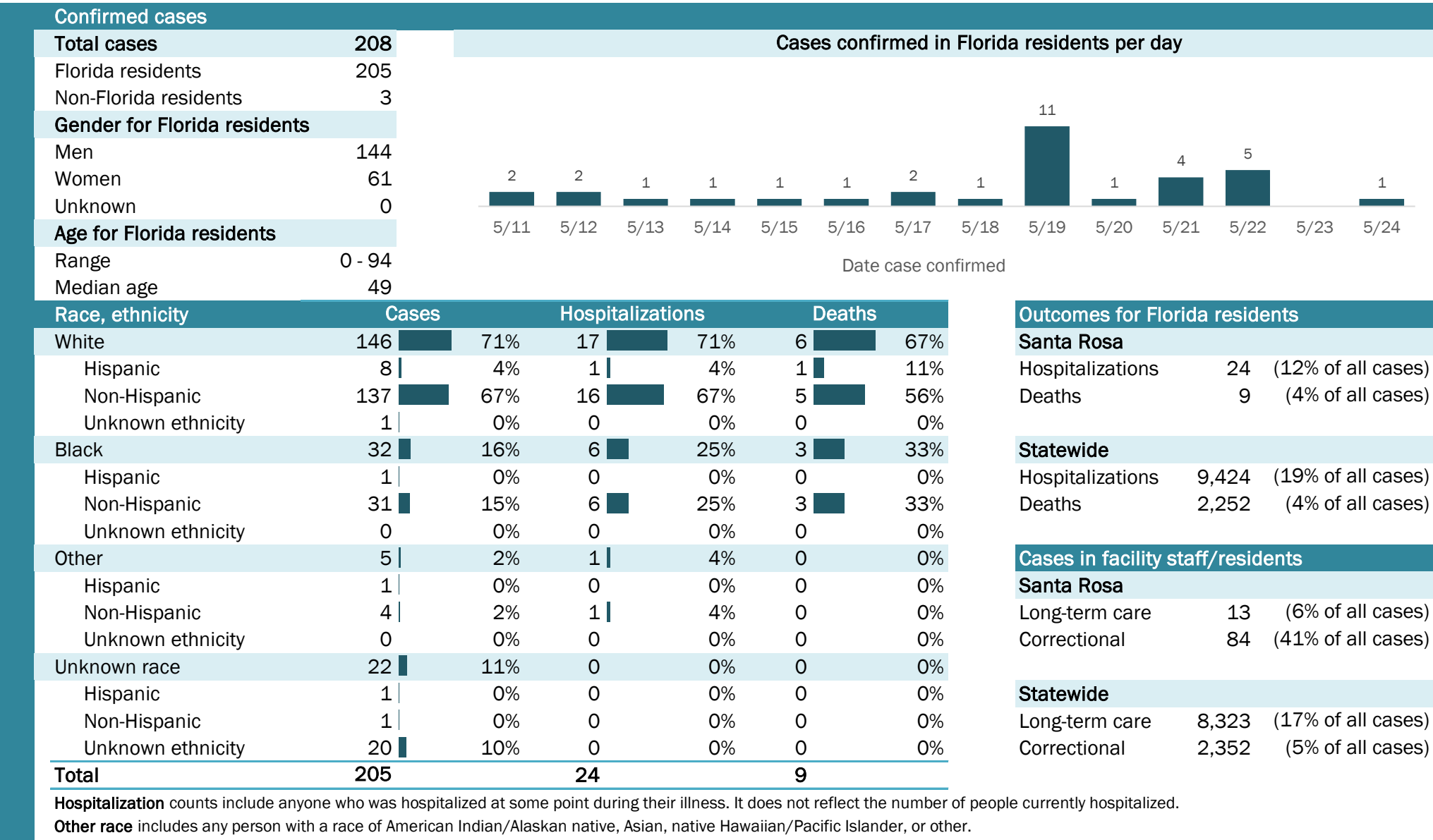
Weekly count of ED visits for COVID-like illness

The Electronic Surveillance System for the Early Notification of Community-Based Epidemics (ESSENCE-FL) includes chief complaint data from 211 of 212 Florida EDs. Data are transmitted electronically to ESSENCE-FL daily or hourly.

# Coronavirus: summary for Santa Rosa County

Data for May 25, 2020 (verified at 10 AM)

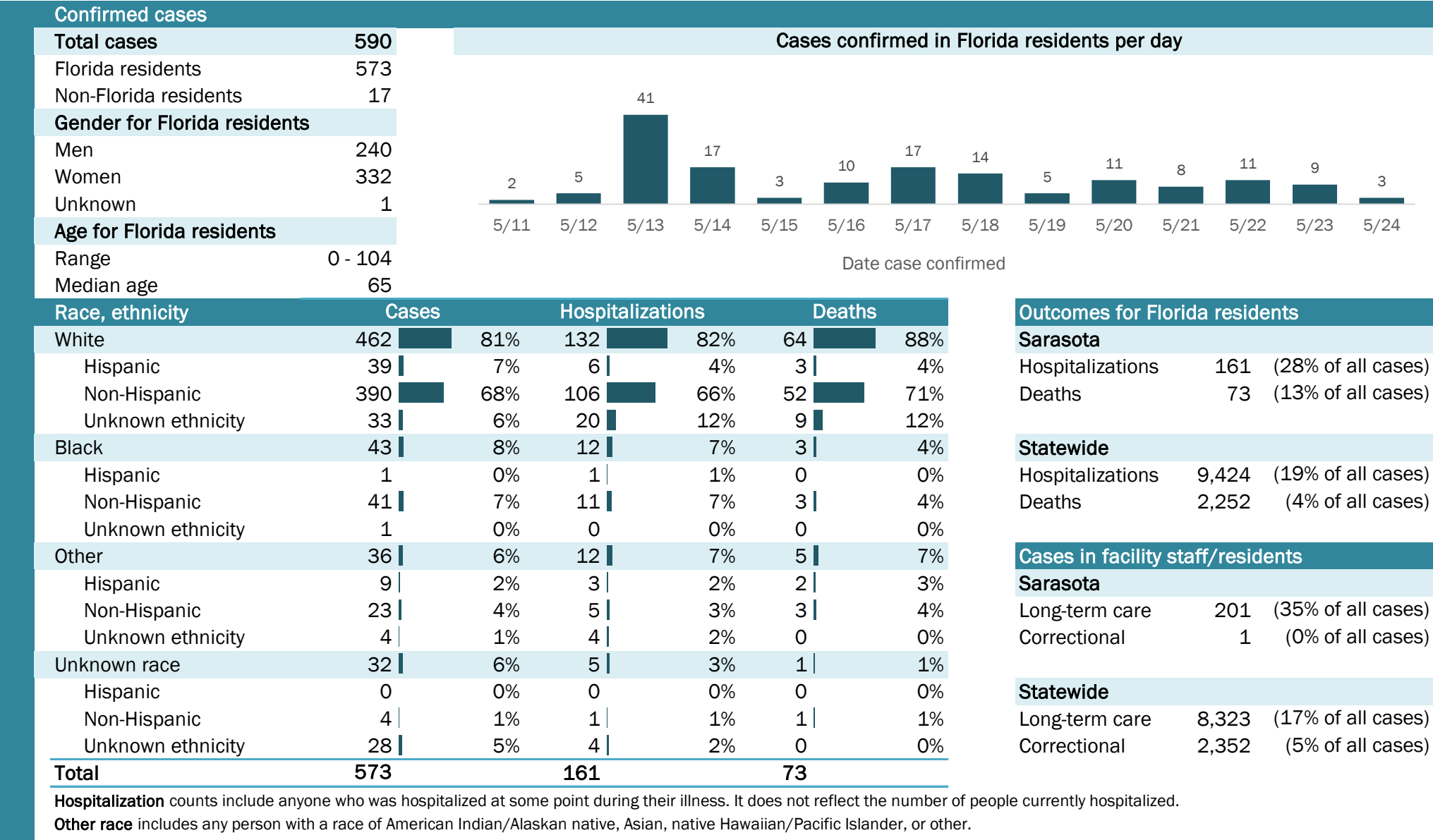
Data in this report are provisional and subject to change.



# Coronavirus: summary for Sarasota County

Data for May 25, 2020 (verified at 10 AM)

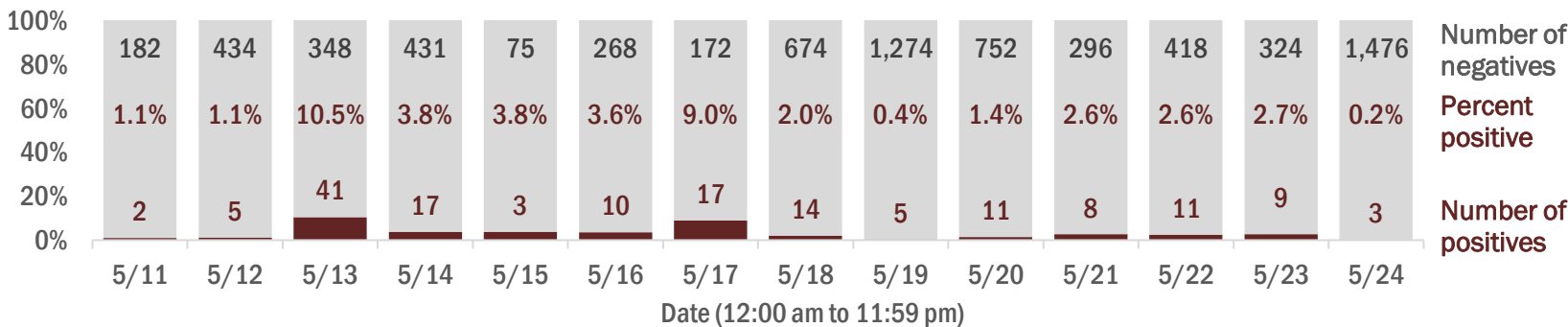
Data in this report are provisional and subject to change.



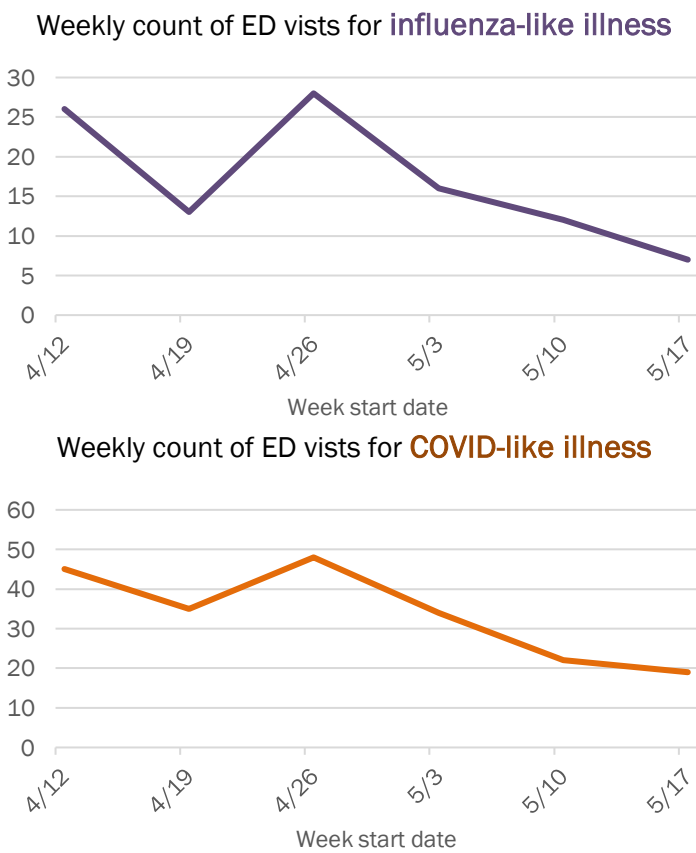
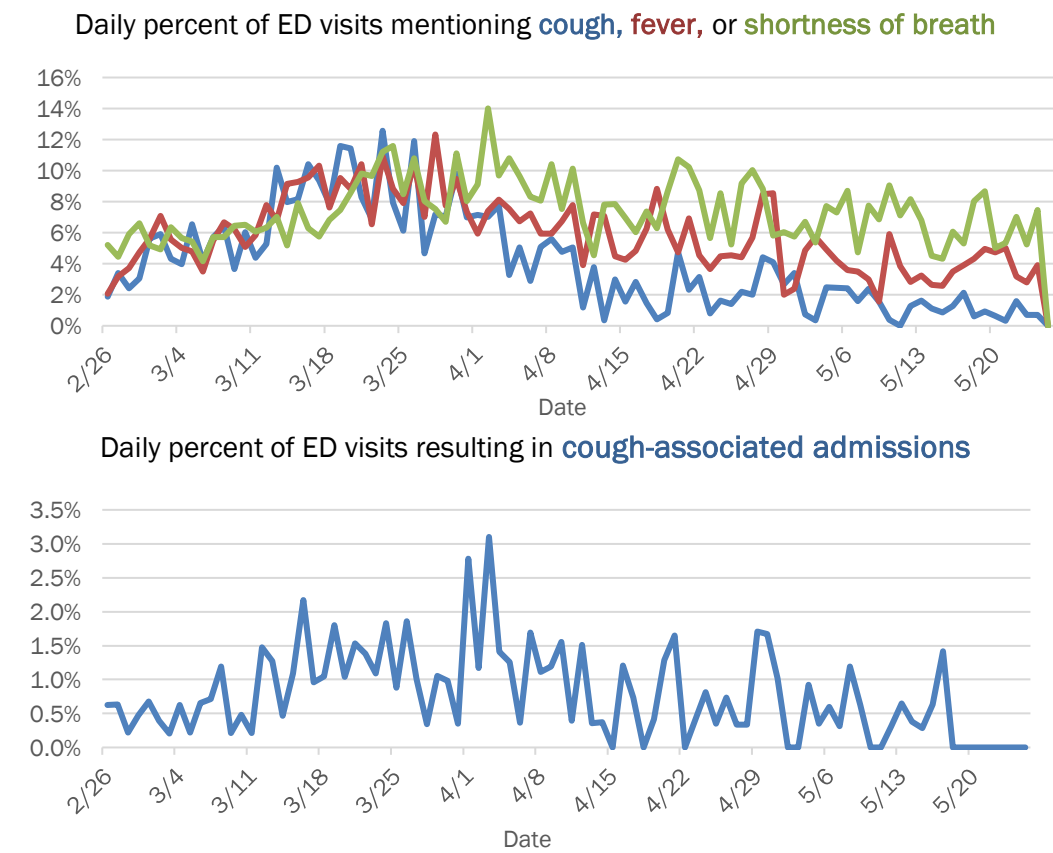
## Laboratory testing for Florida residents and non-Florida residents over the past 2 weeks

### Number and percent of positive labs

These counts include the number of people for whom the department received laboratory results by day. This percent is the number of people who test positive for the first time divided by all the people tested that day, excluding people who have previously tested positive.



## Emergency department (ED) chief complaint and admission data for Sarasota County



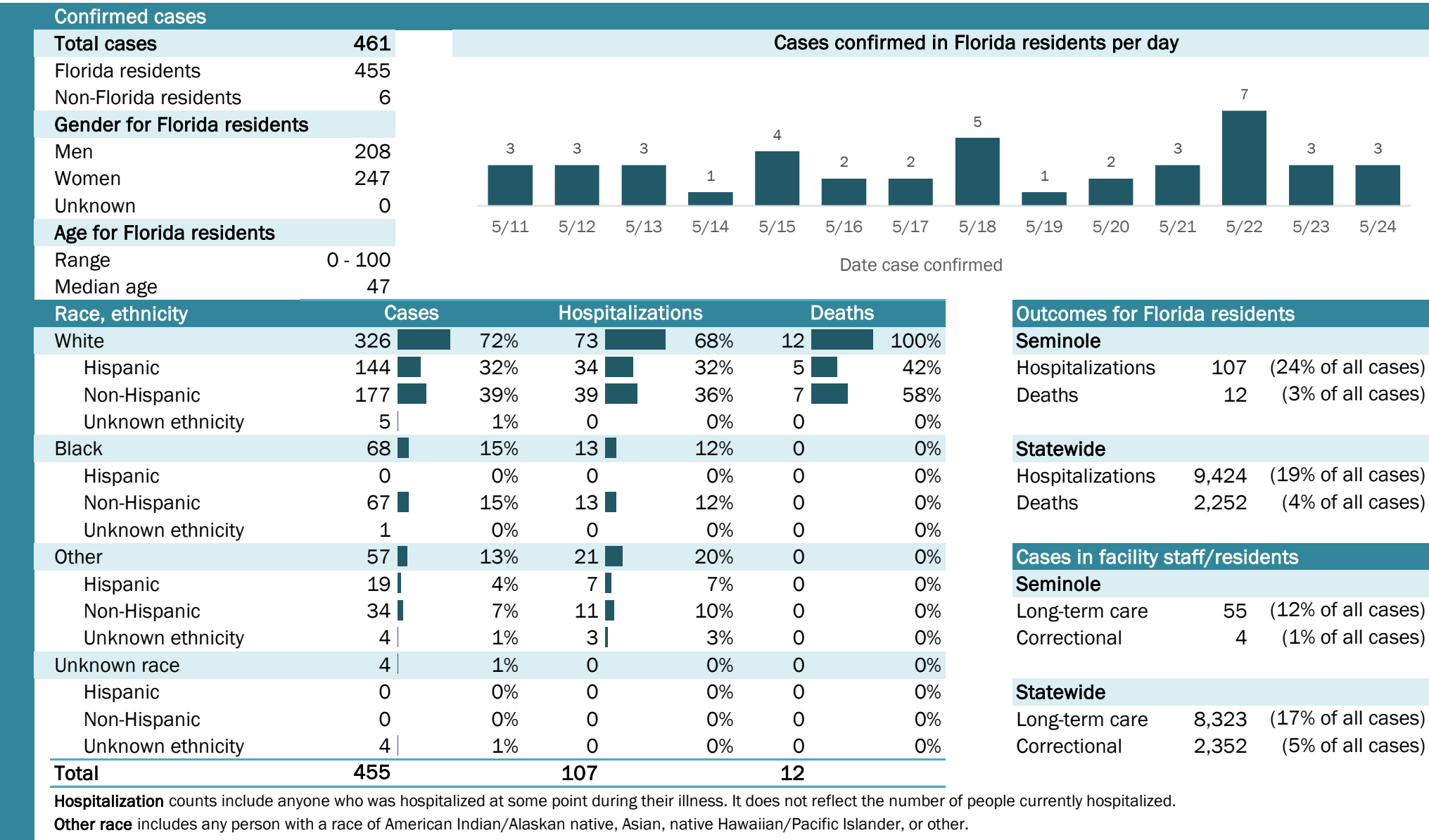
The Electronic Surveillance System for the Early Notification of Community-Based Epidemics (ESSENCE-FL) includes chief complaint data from 211 of 212 Florida EDs. Data are transmitted electronically to ESSENCE-FL daily or hourly.



# Coronavirus: summary for Seminole County

Data for May 25, 2020 (verified at 10 AM)

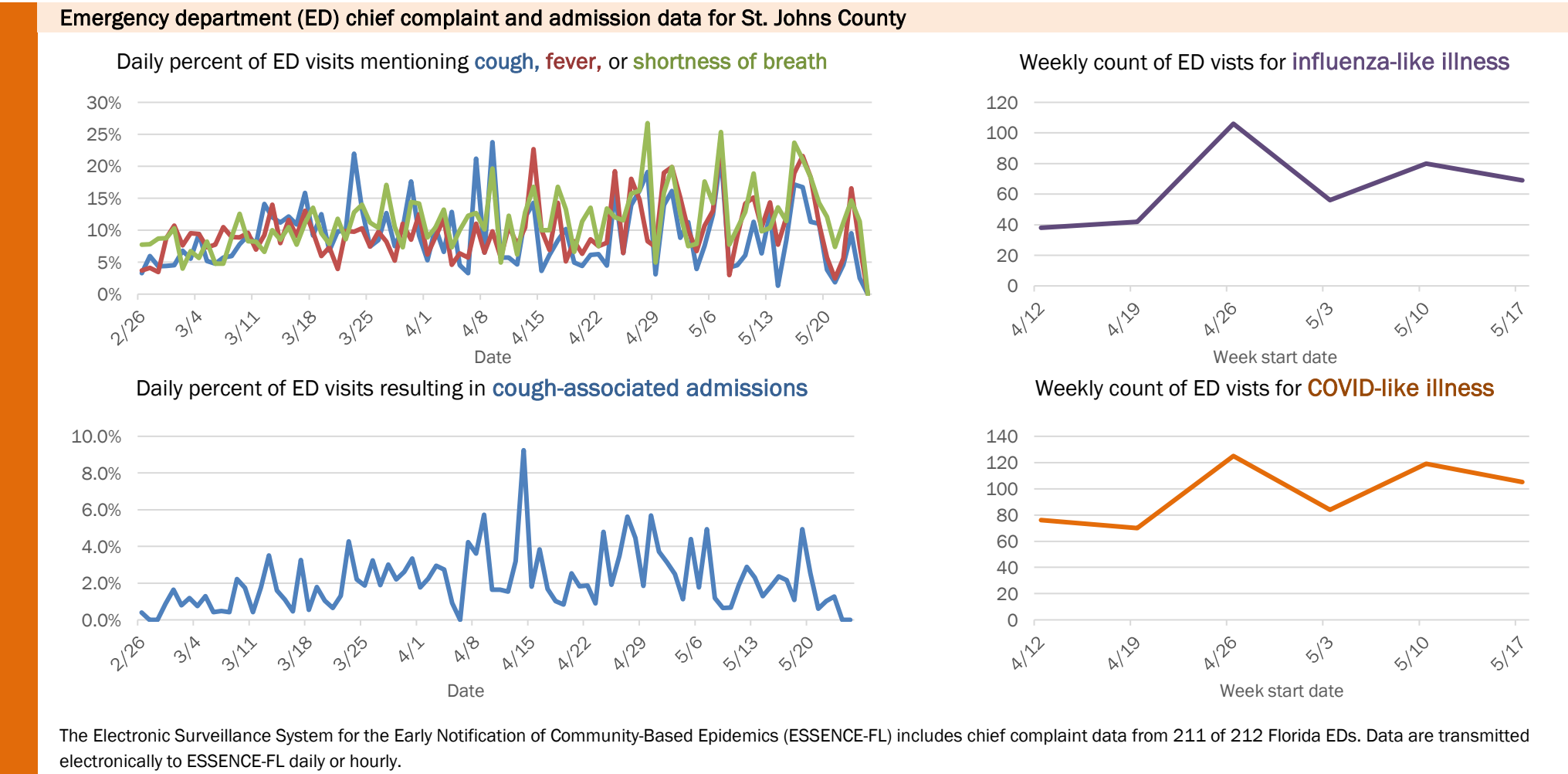
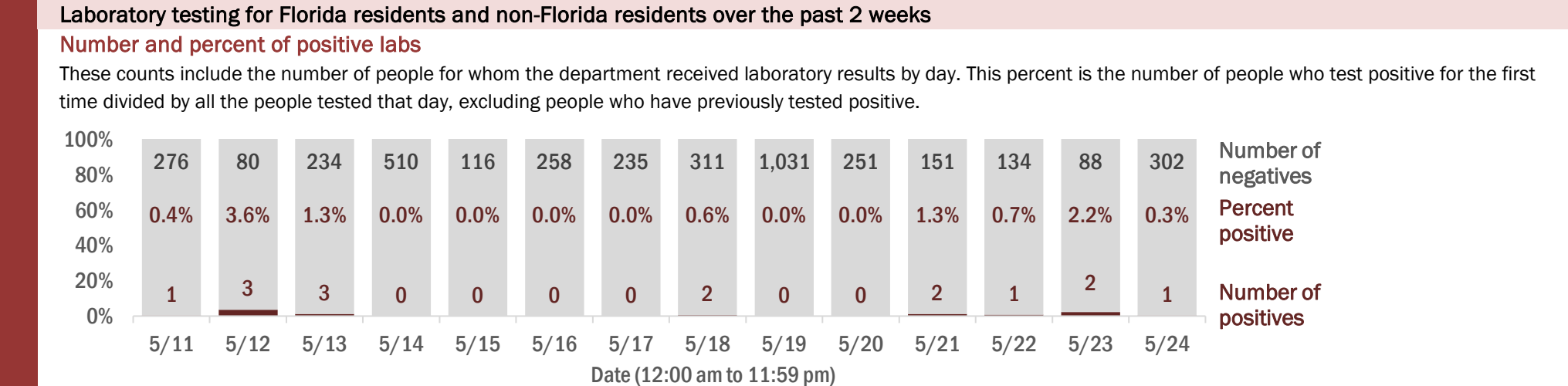
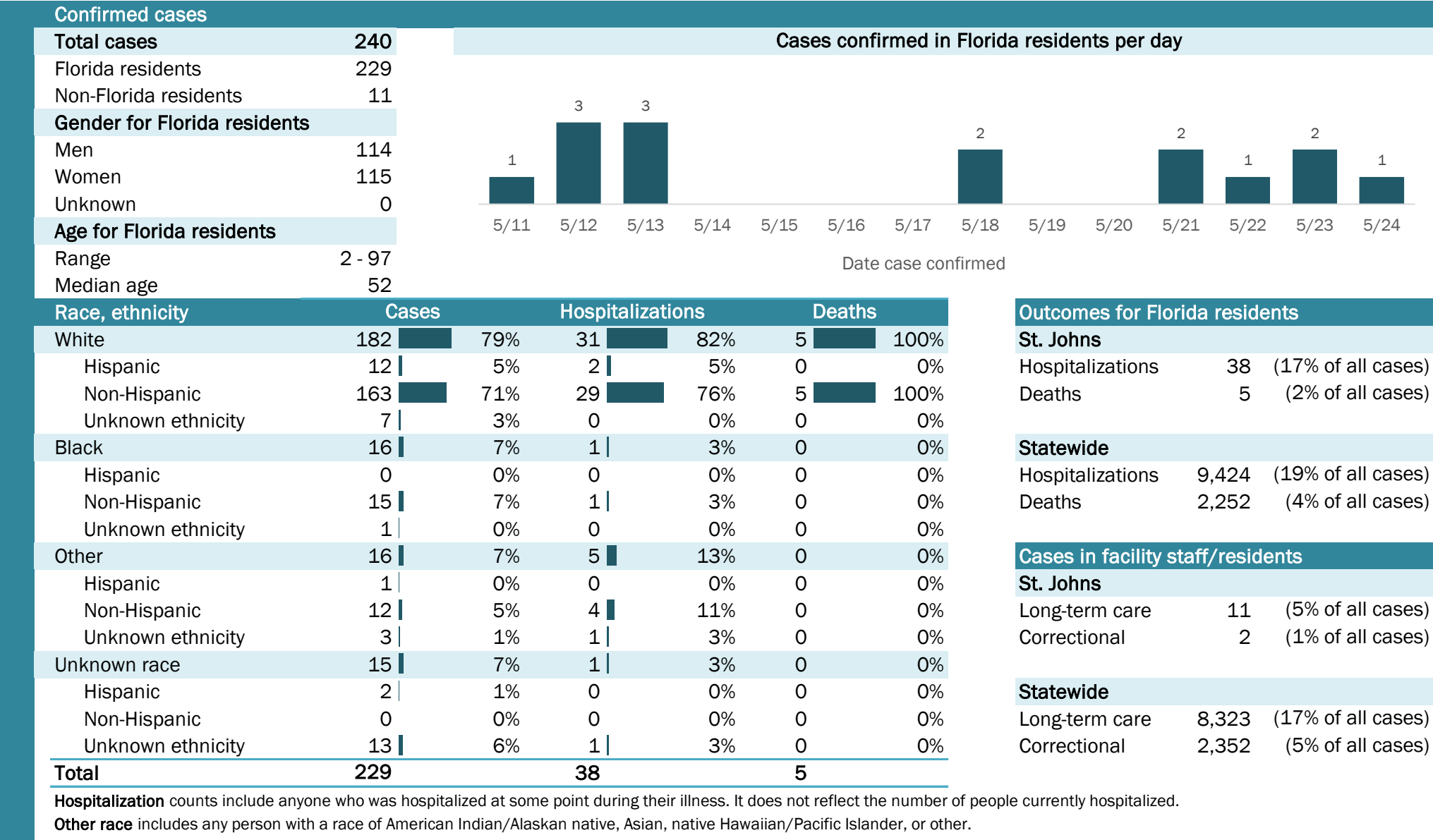
Data in this report are provisional and subject to change.



# Coronavirus: summary for St. Johns County

Data for May 25, 2020 (verified at 10 AM)

Data in this report are provisional and subject to change.



# Coronavirus: summary for St. Lucie County

Data for May 25, 2020 (verified at 10 AM)

Data in this report are provisional and subject to change.

Confirmed cases

Total cases

404

Florida residents

394

Non-Florida residents

10

Gender for Florida residents

Men

186

Women

208

Unknown

0

Age for Florida residents

Range

3 - 97

Median age

52

Race, ethnicity

Cases

Hospitalizations

Deaths

White

202

51%

57

63%

21

72%

Hispanic

41

10%

6

7%

1

3%

Non-Hispanic

154

39%

51

57%

20

69%

Unknown ethnicity

7

2%

0

0%

0

0%

Black

96

24%

21

23%

5

17%

Hispanic

1

0%

1

1%

0

0%

Non-Hispanic

87

22%

19

21%

5

17%

Unknown ethnicity

8

2%

1

1%

0

0%

Other

38

10%

7

8%

1

3%

Hispanic

17

4%

2

2%

0

0%

Non-Hispanic

18

5%

4

4%

1

3%

Unknown ethnicity

3

1%

1

1%

0

0%

Unknown race

58

15%

5

6%

2

7%

Hispanic

5

1%

0

0%

0

0%

Non-Hispanic

1

0%

0

0%

0

0%

Unknown ethnicity

52

13%

5

6%

2

7%

Total

394

90

29

Cases confirmed in Florida residents per day

2

12

6

9

4

8

8

5

1

12

12

23

6

6

5/11

5/12

5/13

5/14

5/15

5/16

5/17

5/18

5/19

5/20

5/21

5/22

5/23

5/24

Date case confirmed

Outcomes for Florida residents

St. Lucie

Hospitalizations

90

(23% of all cases)

Deaths

29

(7% of all cases)

Statewide

Hospitalizations

9,424

(19% of all cases)

Deaths

2,252

(4% of all cases)

Cases in facility staff/residents

St. Lucie

Long-term care

40

(10% of all cases)

Correctional

18

(5% of all cases)

Statewide

Long-term care

8,323

(17% of all cases)

Correctional

2,352

(5% of all cases)

Hospitalization counts include anyone who was hospitalized at some point during their illness. It does not reflect the number of people currently hospitalized.

Other race includes any person with a race of American Indian/Alaskan native, Asian, native Hawaiian/Pacific Islander, or other.

## Laboratory testing for Florida residents and non-Florida residents over the past 2 weeks

### Number and percent of positive labs

These counts include the number of people for whom the department received laboratory results by day. This percent is the number of people who test positive for the first time divided by all the people tested that day, excluding people who have previously tested positive.

100%

80%

60%

40%

20%

0%

166

62

253

130

45

167

216

252

784

1,443

265

370

130

237

1.2%

16.2%

2.3%

6.5%

8.2%

4.6%

3.6%

1.9%

0.1%

0.8%

4.3%

5.9%

4.4%

2.5%

2

12

6

9

4

8

8

5

1

12

12

23

6

6

5/11

5/12

5/13

5/14

5/15

5/16

5/17

5/18

5/19

5/20

5/21

5/22

5/23

5/24

Date (12:00 am to 11:59 pm)

Number of negatives

Percent positive

Number of positives

## Emergency department (ED) chief complaint and admission data for St. Lucie County

### Daily percent of ED visits mentioning cough, fever, or shortness of breath

16%

14%

12%

10%

8%

6%

4%

2%

0%

2/26

3/4

3/11

3/18

3/25

4/1

4/8

4/15

4/22

4/29

5/6

5/13

5/20

Date

### Daily percent of ED visits resulting in cough-associated admissions

3.0%

2.5%

2.0%

1.5%

1.0%

0.5%

0.0%

2/26

3/4

3/11

3/18

3/25

4/1

4/8

4/15

4/22

4/29

5/6

5/13

5/20

Date

### Weekly count of ED vists for influenza-like illness

50

40

30

20

10

0

4/12

4/19

4/26

5/3

5/10

5/17

Week start date

### Weekly count of ED vists for COVID-like illness

70

60

50

40

30

20

10

0

4/12

4/19

4/26

5/3

5/10

5/17

Week start date

The Electronic Surveillance System for the Early Notification of Community-Based Epidemics (ESSENCE-FL) includes chief complaint data from 211 of 212 Florida EDs. Data are transmitted electronically to ESSENCE-FL daily or hourly.

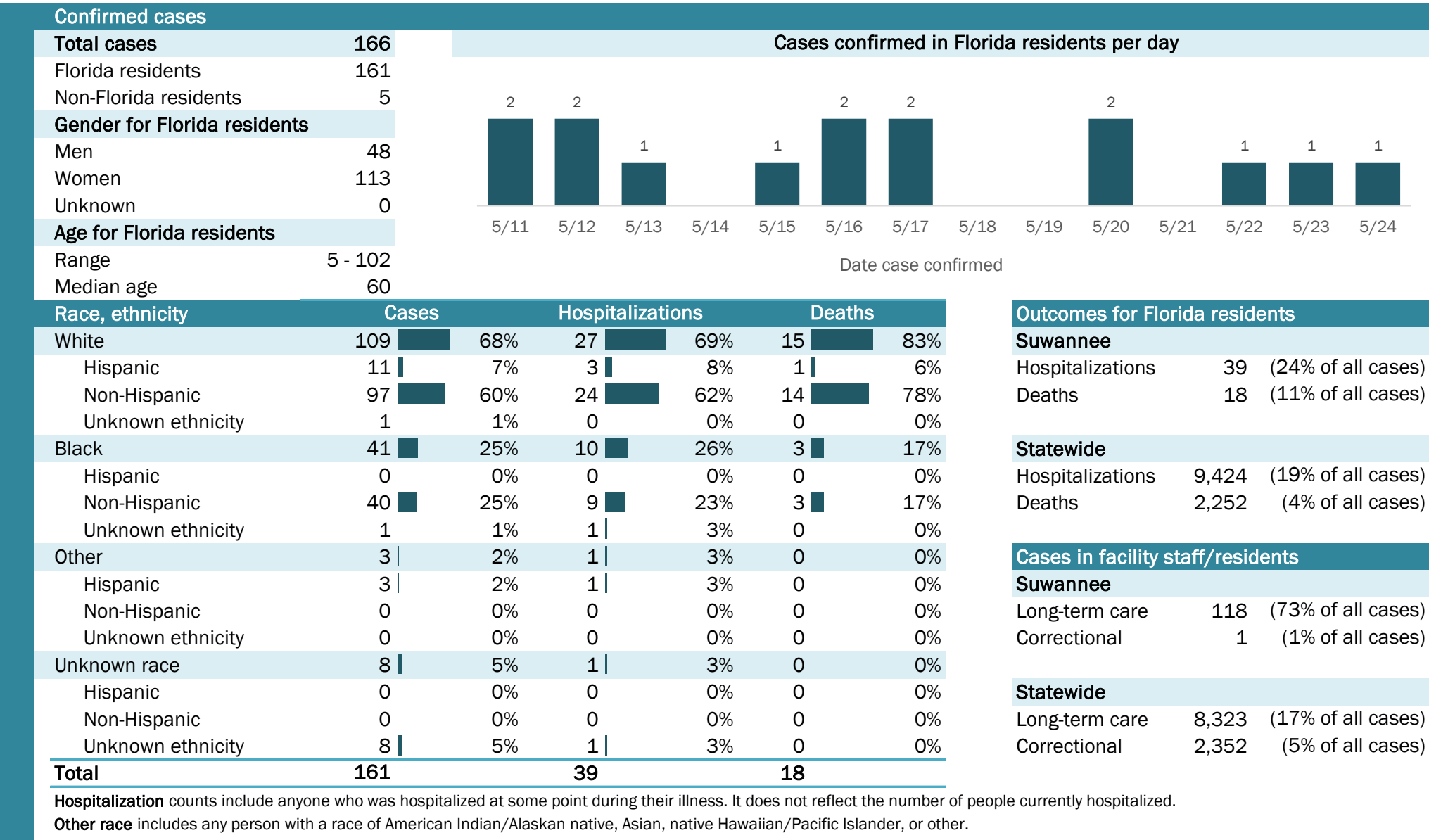




# Coronavirus: summary for Suwannee County

Data for May 25, 2020 (verified at 10 AM)

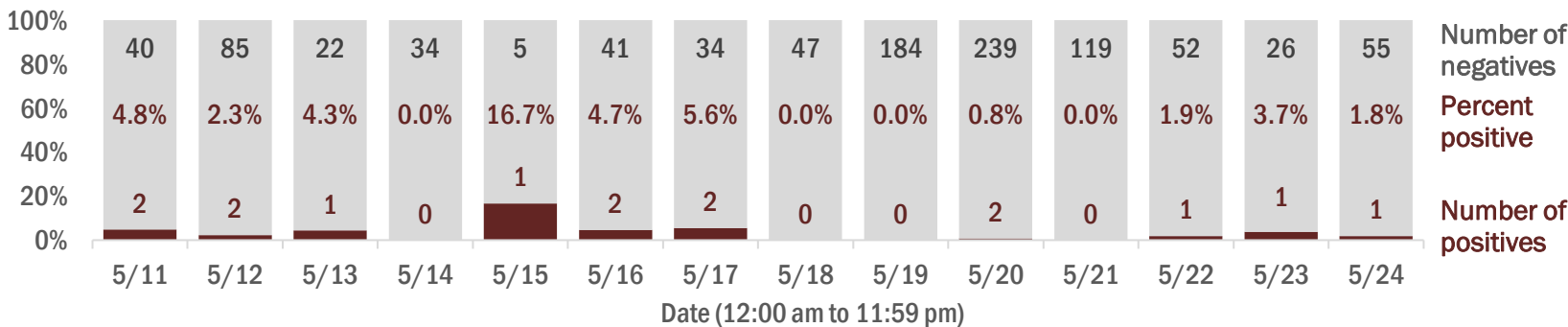
Data in this report are provisional and subject to change.



## Laboratory testing for Florida residents and non-Florida residents over the past 2 weeks

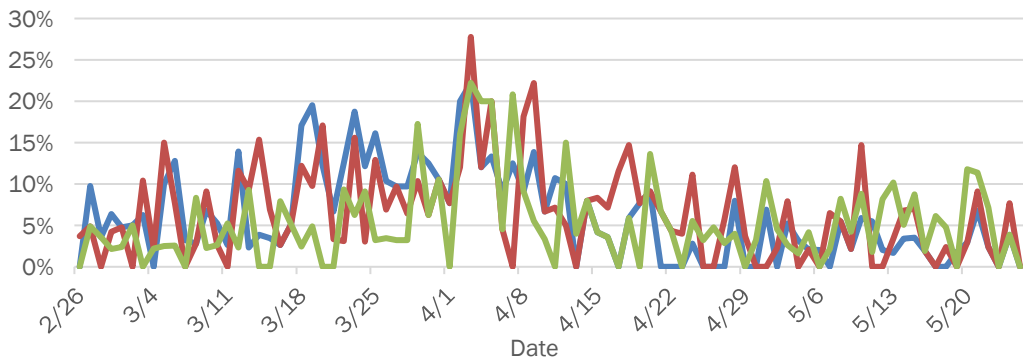
### Number and percent of positive labs

These counts include the number of people for whom the department received laboratory results by day. This percent is the number of people who test positive for the first time divided by all the people tested that day, excluding people who have previously tested positive.

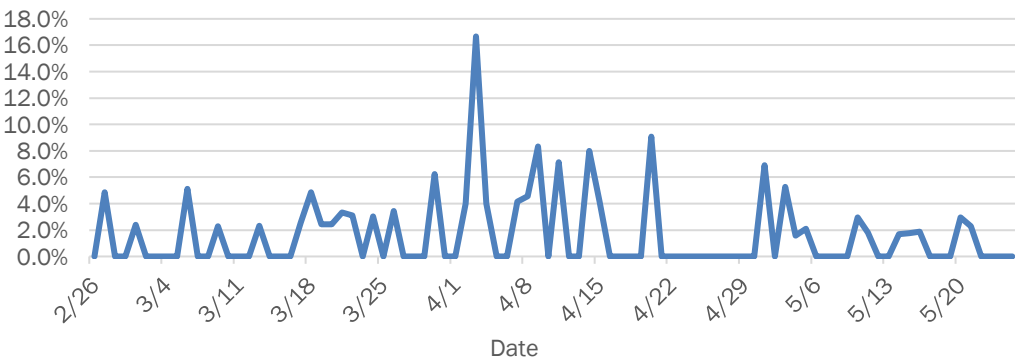


## Emergency department (ED) chief complaint and admission data for Suwannee County

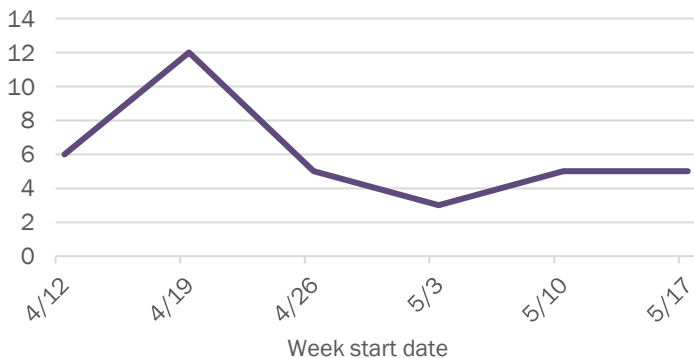
### Daily percent of ED visits mentioning cough, fever, or shortness of breath



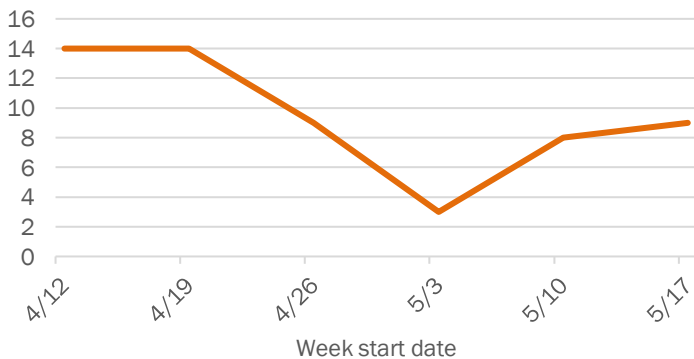
### Daily percent of ED visits resulting in cough-associated admissions



### Weekly count of ED visits for influenza-like illness



### Weekly count of ED visits for COVID-like illness



The Electronic Surveillance System for the Early Notification of Community-Based Epidemics (ESSENCE-FL) includes chief complaint data from 211 of 212 Florida EDs. Data are transmitted electronically to ESSENCE-FL daily or hourly.

# Coronavirus: summary for Taylor County

Data for May 25, 2020 (verified at 10 AM)

Data in this report are provisional and subject to change.

Confirmed cases

Total cases	14
Florida residents	14
Non-Florida residents	0
Gender for Florida residents	
Men	6
Women	8
Unknown	0
Age for Florida residents	
Range	20 - 70
Median age	40

Cases confirmed in Florida residents per day

Date	Cases
5/11	0
5/12	0
5/13	0
5/14	0
5/15	0
5/16	0
5/17	2
5/18	0
5/19	0
5/20	3
5/21	2
5/22	1
5/23	0
5/24	3

Race, ethnicity	Cases	Hospitalizations	Deaths
White	14 100%	0	N/A 0
Hispanic	0 0%	0	N/A 0
Non-Hispanic	14 100%	0	N/A 0
Unknown ethnicity	0 0%	0	N/A 0
Black	0 0%	0	N/A 0
Hispanic	0 0%	0	N/A 0
Non-Hispanic	0 0%	0	N/A 0
Unknown ethnicity	0 0%	0	N/A 0
Other	0 0%	0	N/A 0
Hispanic	0 0%	0	N/A 0
Non-Hispanic	0 0%	0	N/A 0
Unknown ethnicity	0 0%	0	N/A 0
Unknown race	0 0%	0	N/A 0
Hispanic	0 0%	0	N/A 0
Non-Hispanic	0 0%	0	N/A 0
Unknown ethnicity	0 0%	0	N/A 0
Total	14	0	0

Outcomes for Florida residents

Taylor

Hospitalizations	0	(0% of all cases)
Deaths	0	(0% of all cases)

Statewide

Hospitalizations	9,424	(19% of all cases)
Deaths	2,252	(4% of all cases)

Cases in facility staff/residents

Taylor

Long-term care	1	(7% of all cases)
Correctional	0	(0% of all cases)

Statewide

Long-term care	8,323	(17% of all cases)
Correctional	2,352	(5% of all cases)

Hospitalization counts include anyone who was hospitalized at some point during their illness. It does not reflect the number of people currently hospitalized.

Other race includes any person with a race of American Indian/Alaskan native, Asian, native Hawaiian/Pacific Islander, or other.

Laboratory testing for Florida residents and non-Florida residents over the past 2 weeks

Number and percent of positive labs

These counts include the number of people for whom the department received laboratory results by day. This percent is the number of people who test positive for the first time divided by all the people tested that day, excluding people who have previously tested positive.

Date	Positives	Negatives	Percent Positive
5/11	0	19	0.0%
5/12	0	4	0.0%
5/13	0	12	0.0%
5/14	0	10	0.0%
5/15	0	0	0.0%
5/16	0	6	0.0%
5/17	2	13	13.3%
5/18	0	18	0.0%
5/19	0	85	0.0%
5/20	3	153	1.9%
5/21	2	8	20.0%
5/22	1	14	6.7%
5/23	0	20	0.0%
5/24	3	130	2.3%

Emergency department (ED) chief complaint and admission data for Taylor County

Daily percent of ED visits mentioning cough, fever, or shortness of breath

Daily percent of ED visits resulting in cough-associated admissions

Weekly count of ED vists for influenza-like illness

Weekly count of ED vists for COVID-like illness

The Electronic Surveillance System for the Early Notification of Community-Based Epidemics (ESSENCE-FL) includes chief complaint data from 211 of 212 Florida EDs. Data are transmitted electronically to ESSENCE-FL daily or hourly.

# Coronavirus: summary for Union County

Data for May 25, 2020 (verified at 10 AM)

Data in this report are provisional and subject to change.

Confirmed cases

Total cases

30

Florida residents

30

Non-Florida residents

0

Gender for Florida residents

Men

25

Women

5

Unknown

0

Age for Florida residents

Range

25 - 76

Median age

59

Cases confirmed in Florida residents per day

3

4

6

5

1

1

2

5/11

5/12

5/13

5/14

5/15

5/16

5/17

5/18

5/19

5/20

5/21

5/22

5/23

5/24

Date case confirmed

Race, ethnicity	Cases	Hospitalizations	Deaths
White	1757%	2100%	0N/A
Hispanic	00%	00%	0N/A
Non-Hispanic	1757%	2100%	0N/A
Unknown ethnicity	00%	00%	0N/A
Black	1033%	00%	0N/A
Hispanic	00%	00%	0N/A
Non-Hispanic	930%	00%	0N/A
Unknown ethnicity	13%	00%	0N/A
Other	27%	00%	0N/A
Hispanic	00%	00%	0N/A
Non-Hispanic	27%	00%	0N/A
Unknown ethnicity	00%	00%	0N/A
Unknown race	13%	00%	0N/A
Hispanic	00%	00%	0N/A
Non-Hispanic	00%	00%	0N/A
Unknown ethnicity	13%	00%	0N/A
Total	30	2	0

Hospitalization

counts include anyone who was hospitalized at some point during their illness. It does not reflect the number of people currently hospitalized.

Other race

includes any person with a race of American Indian/Alaskan native, Asian, native Hawaiian/Pacific Islander, or other.

Outcomes for Florida residents

Union

Hospitalizations

2

(7% of all cases)

Deaths

0

(0% of all cases)

Statewide

Hospitalizations

9,424

(19% of all cases)

Deaths

2,252

(4% of all cases)

Cases in facility staff/residents

Union

Long-term care

0

(0% of all cases)

Correctional

22

(73% of all cases)

Statewide

Long-term care

8,323

(17% of all cases)

Correctional

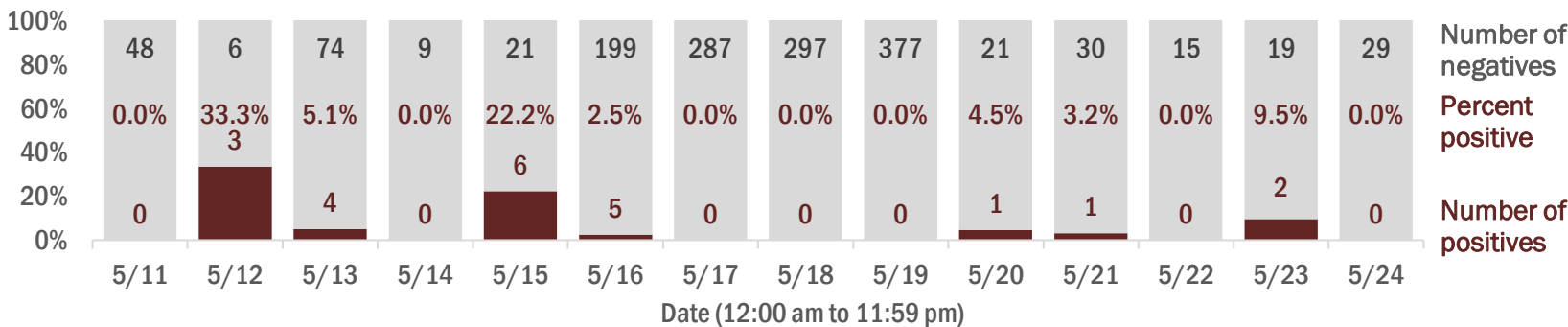
2,352

(5% of all cases)

## Laboratory testing for Florida residents and non-Florida residents over the past 2 weeks

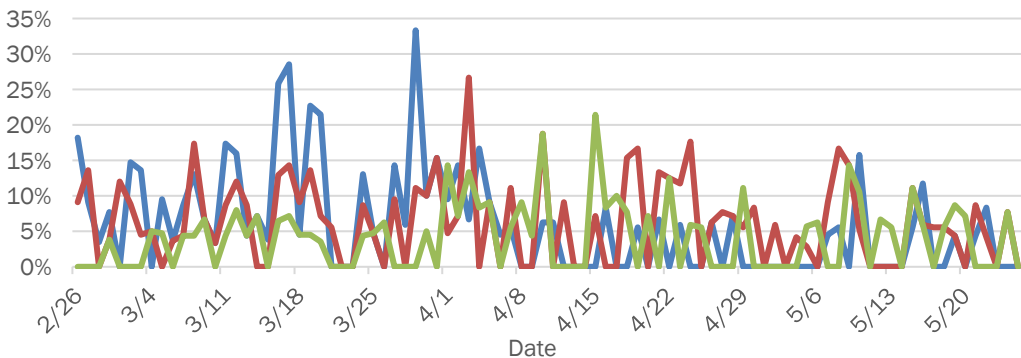
### Number and percent of positive labs

These counts include the number of people for whom the department received laboratory results by day. This percent is the number of people who test positive for the first time divided by all the people tested that day, excluding people who have previously tested positive.

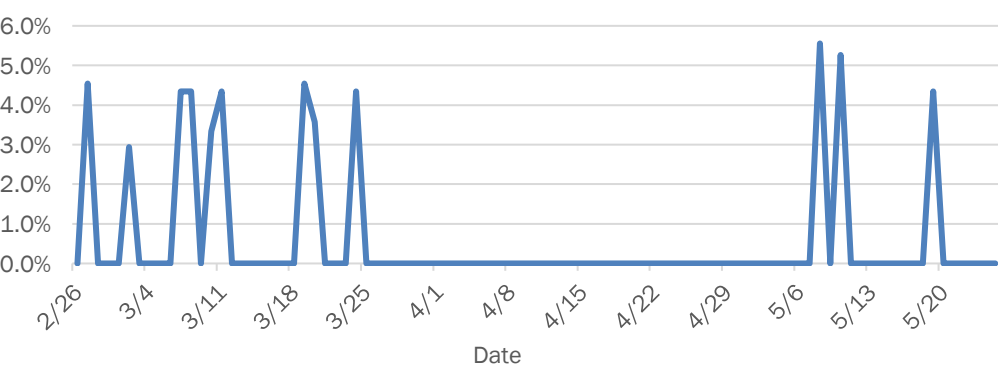


## Emergency department (ED) chief complaint and admission data for Union County

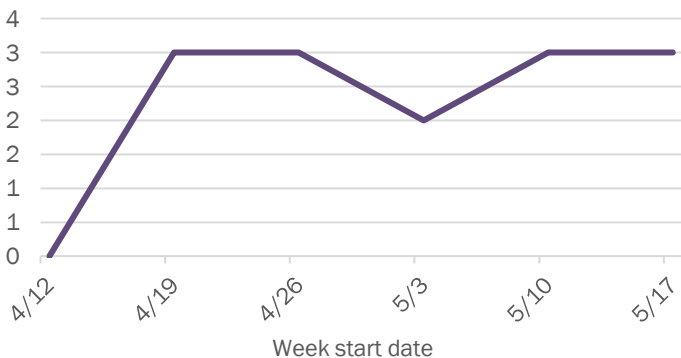
### Daily percent of ED visits mentioning cough, fever, or shortness of breath



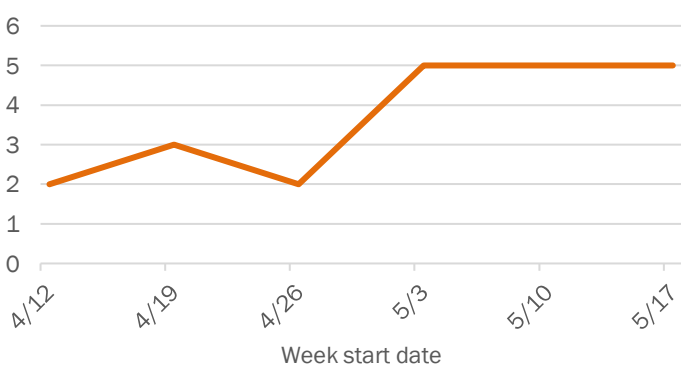
### Daily percent of ED visits resulting in cough-associated admissions



### Weekly count of ED visits for influenza-like illness



### Weekly count of ED visits for COVID-like illness



The Electronic Surveillance System for the Early Notification of Community-Based Epidemics (ESSENCE-FL) includes chief complaint data from 211 of 212 Florida EDs. Data are transmitted electronically to ESSENCE-FL daily or hourly.

# Coronavirus: summary for Volusia County

Data for May 25, 2020 (verified at 10 AM)

Data in this report are provisional and subject to change.

Confirmed cases

Total cases

673

Florida residents

659

Non-Florida residents

14

Gender for Florida residents

Men

369

Women

290

Unknown

0

Age for Florida residents

Range

0 - 102

Median age

53

Cases confirmed in Florida residents per day

5

7

6

12

4

3

6

12

9

11

4

20

8

8

5/11

5/12

5/13

5/14

5/15

5/16

5/17

5/18

5/19

5/20

5/21

5/22

5/23

5/24

Date case confirmed

Race, ethnicity	Cases	Hospitalizations	Deaths
White	386 59%	92 68%	32 86%
Hispanic	60 9%	8 6%	1 3%
Non-Hispanic	316 48%	82 60%	31 84%
Unknown ethnicity	10 2%	2 1%	0 0%
Black	139 21%	23 17%	3 8%
Hispanic	5 1%	1 1%	0 0%
Non-Hispanic	131 20%	22 16%	3 8%
Unknown ethnicity	3 0%	0 0%	0 0%
Other	120 18%	20 15%	2 5%
Hispanic	36 5%	5 4%	0 0%
Non-Hispanic	70 11%	14 10%	2 5%
Unknown ethnicity	14 2%	1 1%	0 0%
Unknown race	14 2%	1 1%	0 0%
Hispanic	0 0%	0 0%	0 0%
Non-Hispanic	2 0%	0 0%	0 0%
Unknown ethnicity	12 2%	1 1%	0 0%
Total	659	136	37

Hospitalization

counts include anyone who was hospitalized at some point during their illness. It does not reflect the number of people currently hospitalized.

Other race

includes any person with a race of American Indian/Alaskan native, Asian, native Hawaiian/Pacific Islander, or other.

Outcomes for Florida residents

Volusia

Hospitalizations

136

(21% of all cases)

Deaths

37

(6% of all cases)

Statewide

Hospitalizations

9,424

(19% of all cases)

Deaths

2,252

(4% of all cases)

Cases in facility staff/residents

Volusia

Long-term care

79

(12% of all cases)

Correctional

153

(23% of all cases)

Statewide

Long-term care

8,323

(17% of all cases)

Correctional

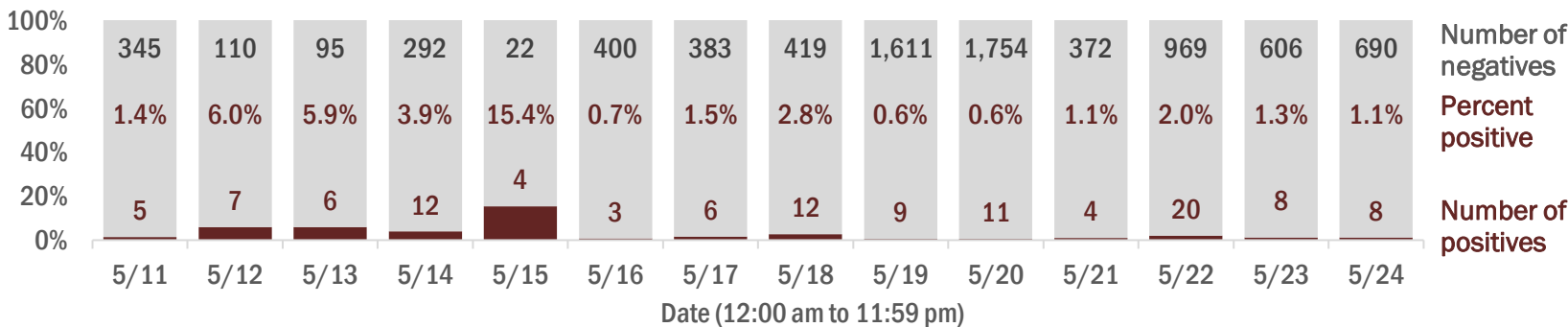
2,352

(5% of all cases)

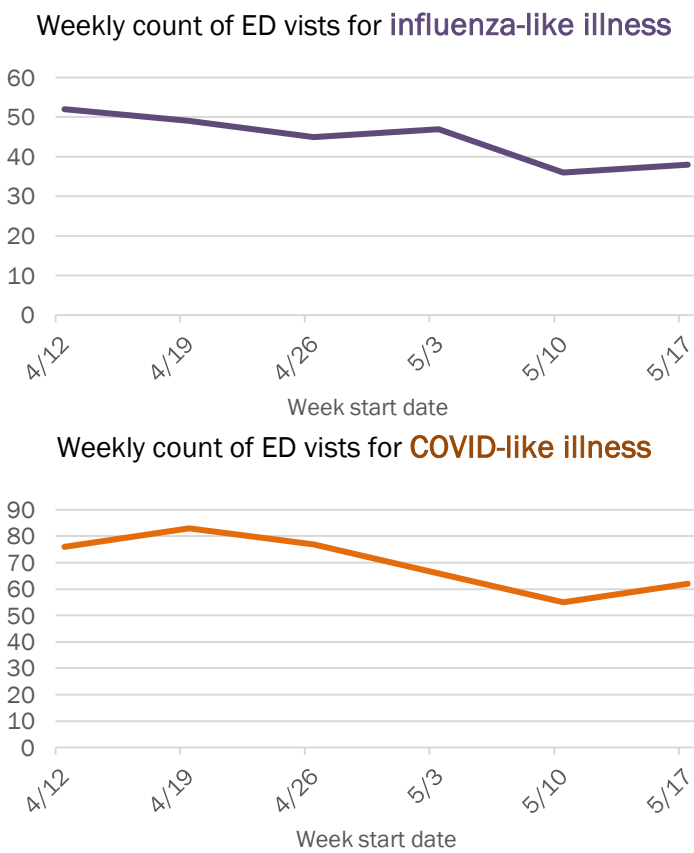
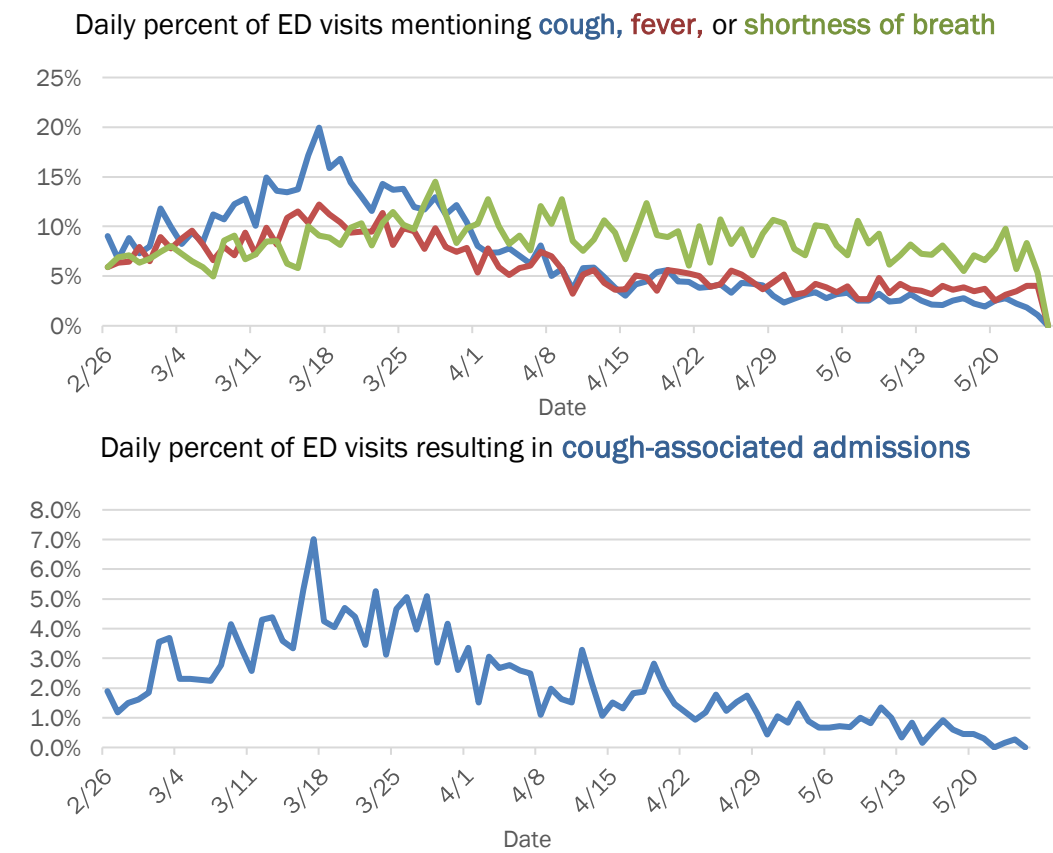
## Laboratory testing for Florida residents and non-Florida residents over the past 2 weeks

### Number and percent of positive labs

These counts include the number of people for whom the department received laboratory results by day. This percent is the number of people who test positive for the first time divided by all the people tested that day, excluding people who have previously tested positive.



## Emergency department (ED) chief complaint and admission data for Volusia County



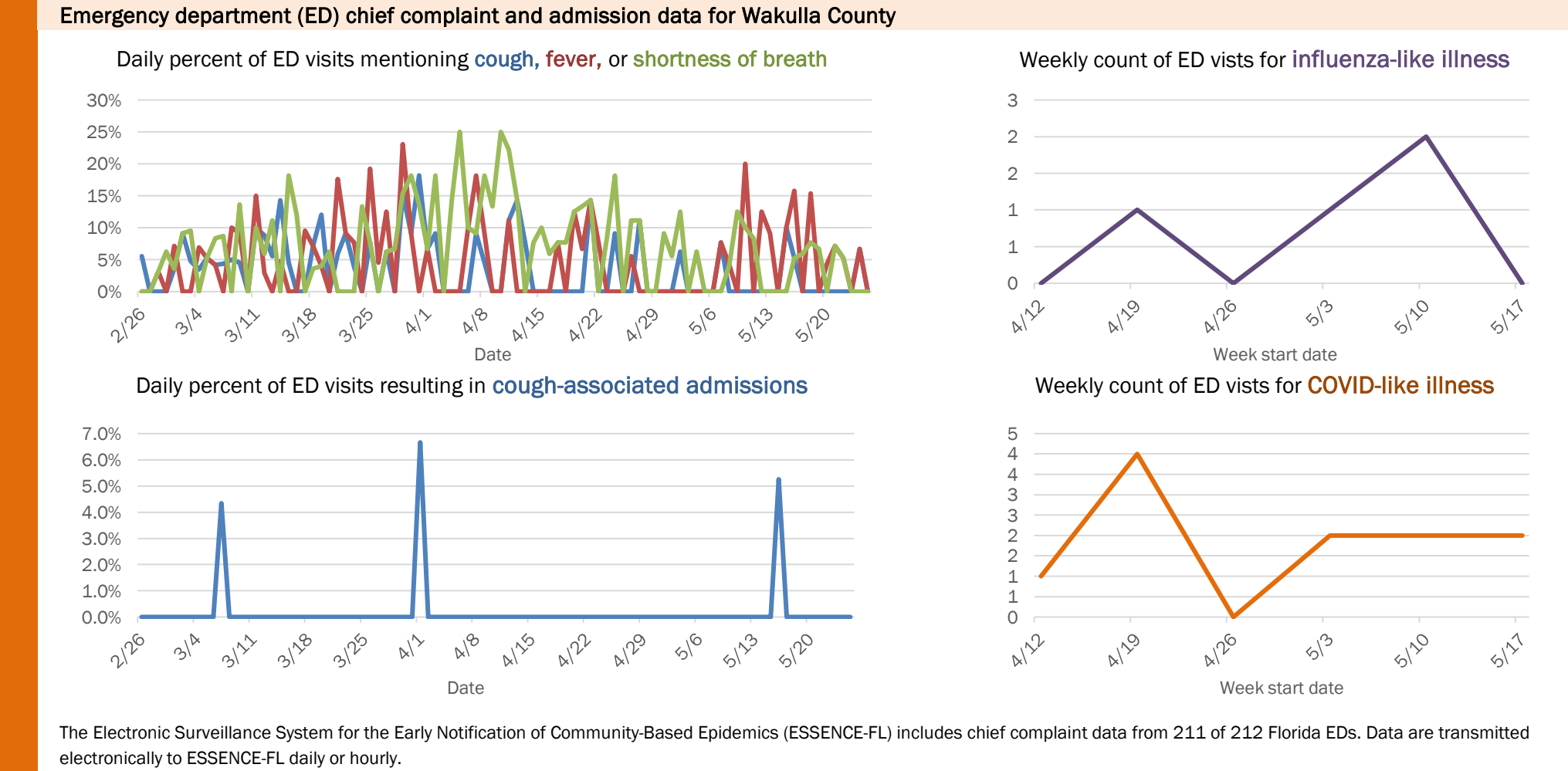
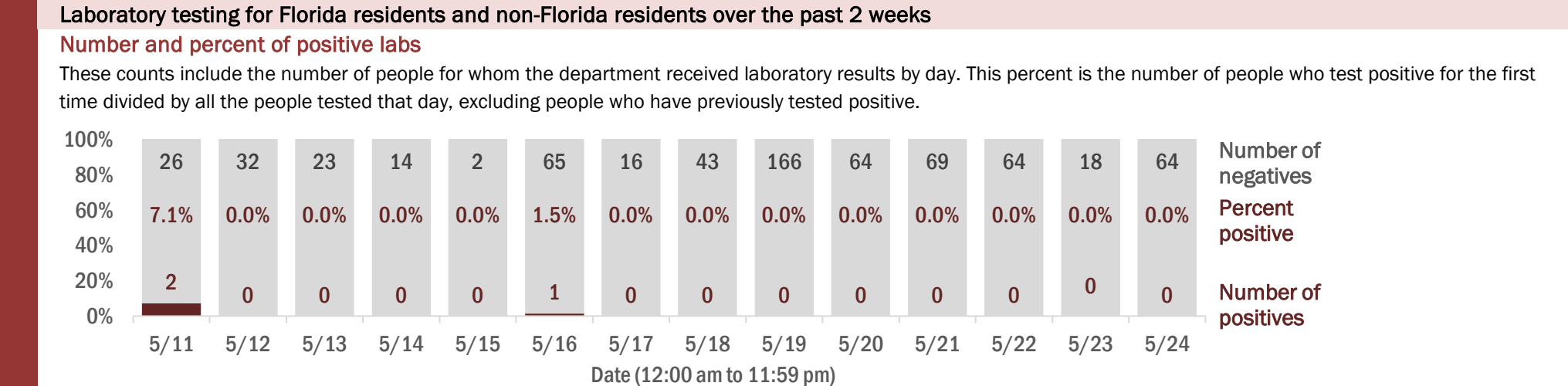
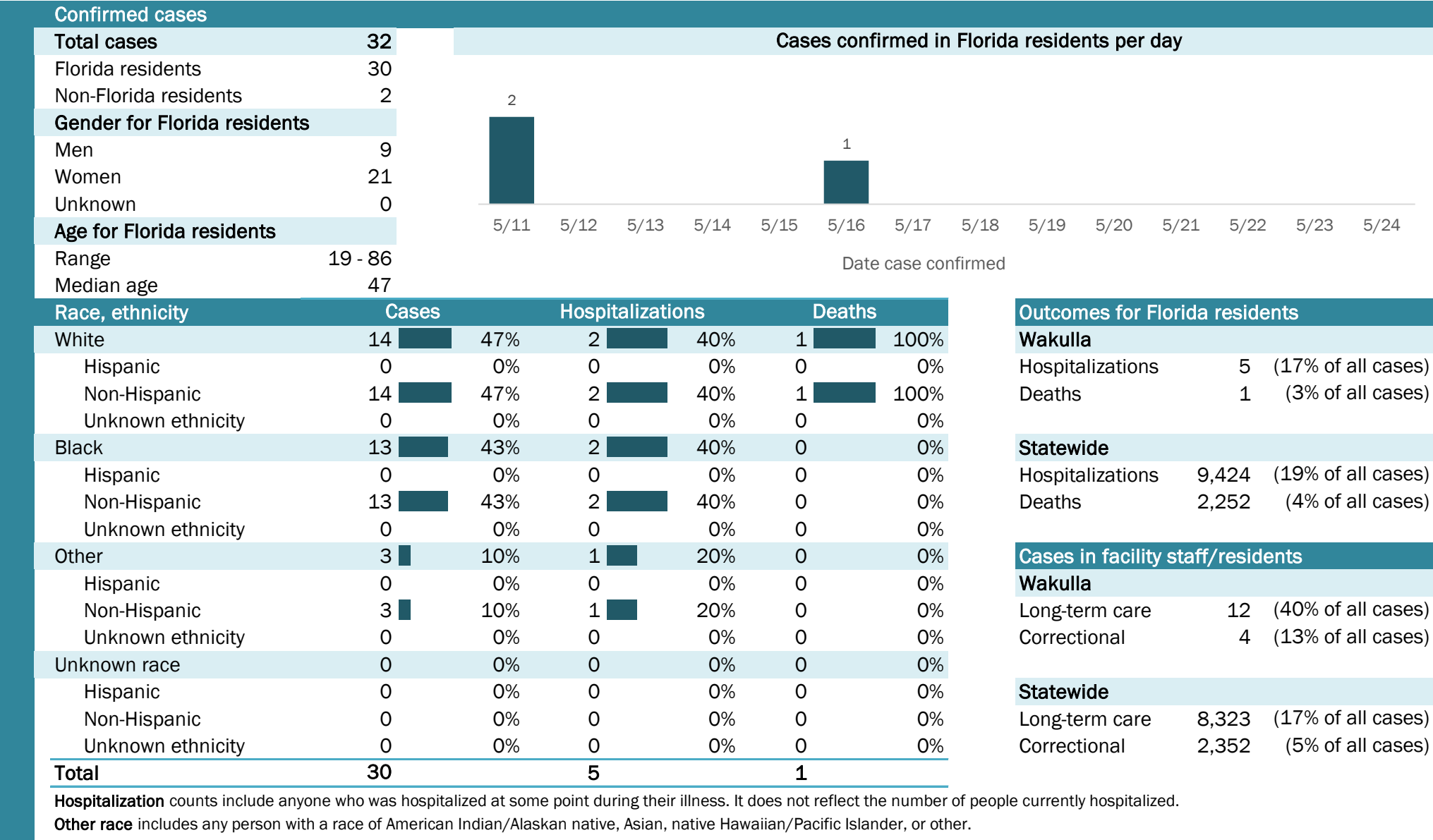
The Electronic Surveillance System for the Early Notification of Community-Based Epidemics (ESSENCE-FL) includes chief complaint data from 211 of 212 Florida EDs. Data are transmitted electronically to ESSENCE-FL daily or hourly.



# Coronavirus: summary for Wakulla County

Data for May 25, 2020 (verified at 10 AM)

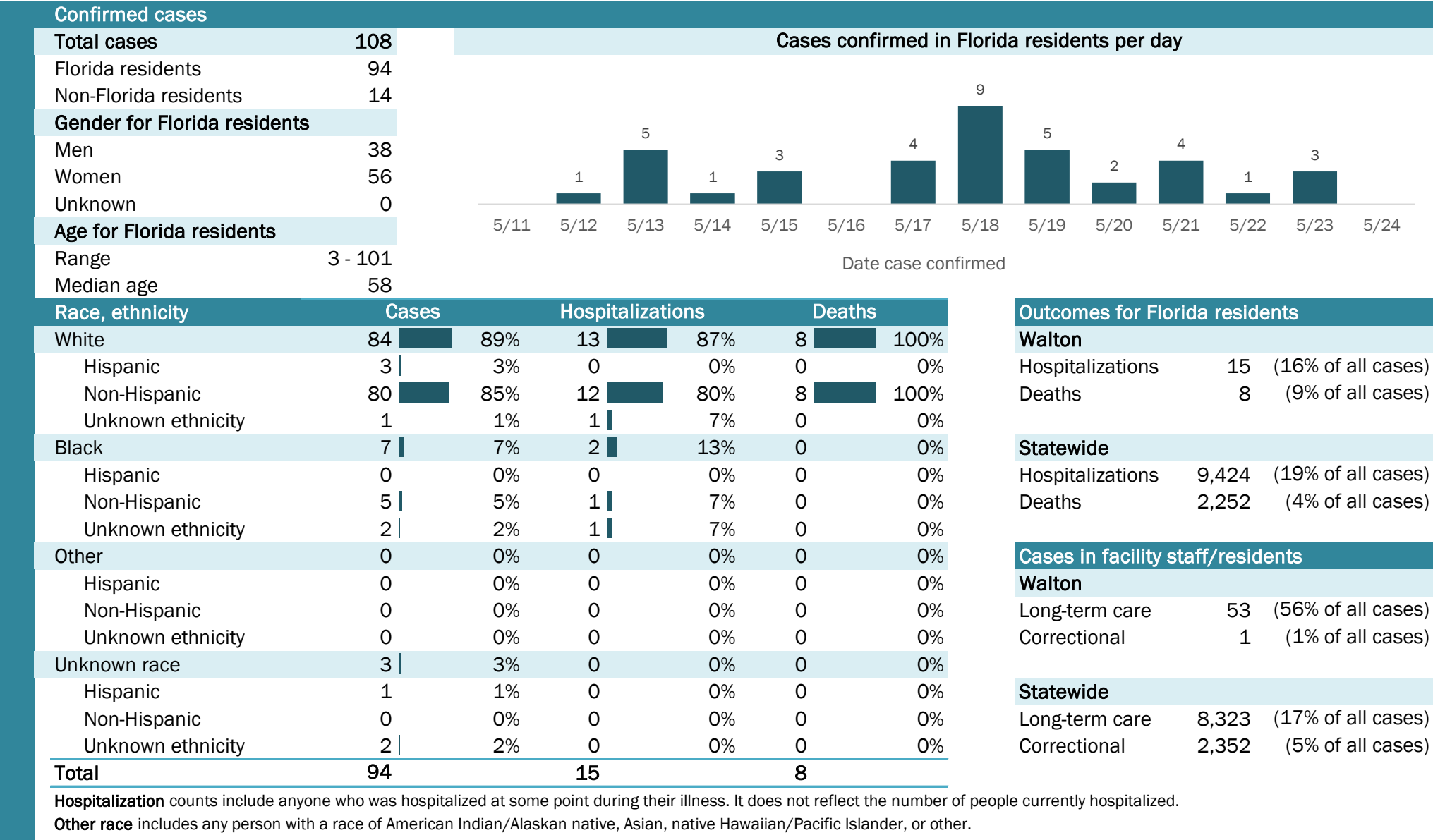
Data in this report are provisional and subject to change.



# Coronavirus: summary for Walton County

Data for May 25, 2020 (verified at 10 AM)

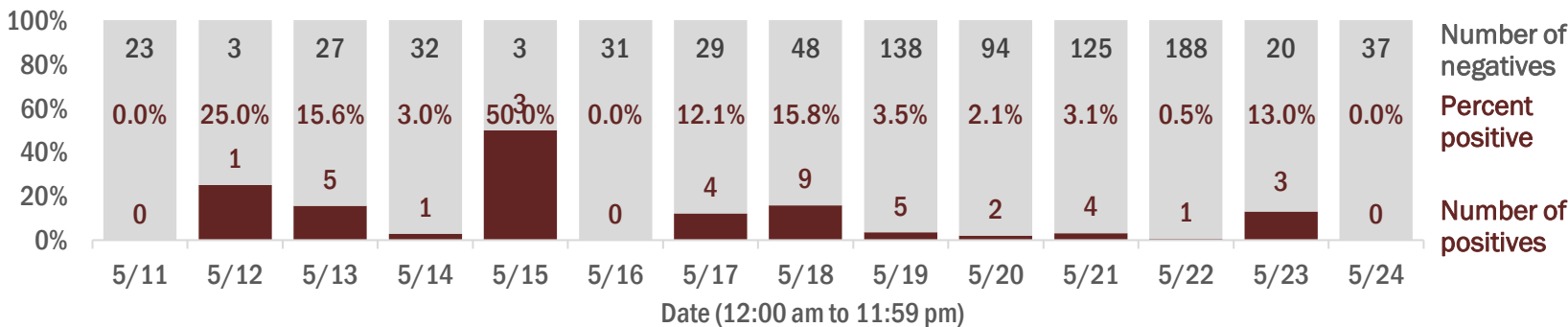
Data in this report are provisional and subject to change.



## Laboratory testing for Florida residents and non-Florida residents over the past 2 weeks

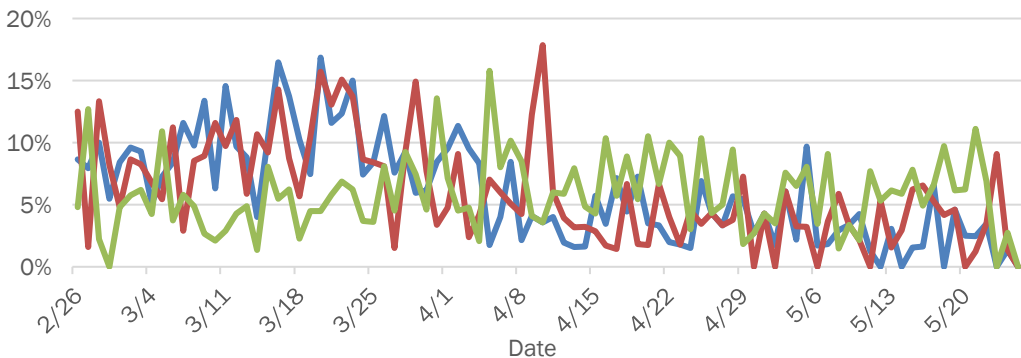
### Number and percent of positive labs

These counts include the number of people for whom the department received laboratory results by day. This percent is the number of people who test positive for the first time divided by all the people tested that day, excluding people who have previously tested positive.

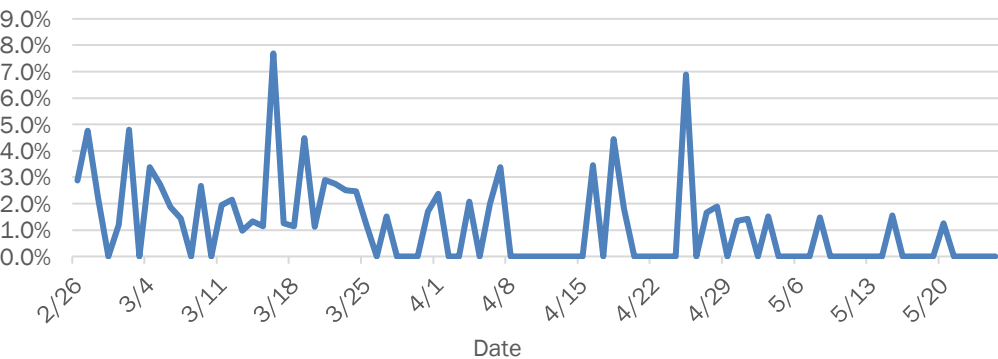


## Emergency department (ED) chief complaint and admission data for Walton County

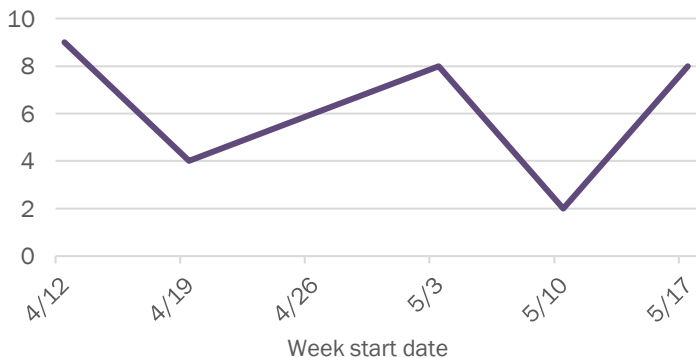
### Daily percent of ED visits mentioning cough, fever, or shortness of breath



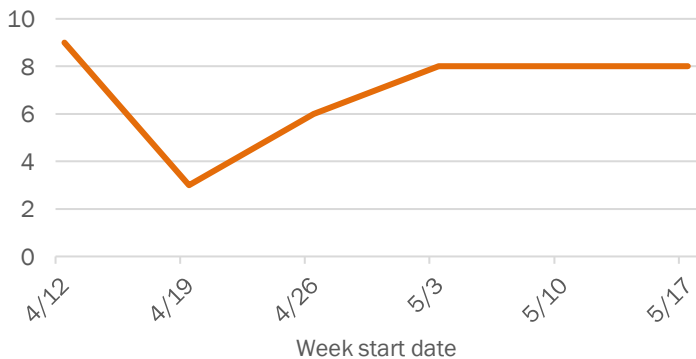
### Daily percent of ED visits resulting in cough-associated admissions



### Weekly count of ED visits for influenza-like illness



### Weekly count of ED visits for COVID-like illness



The Electronic Surveillance System for the Early Notification of Community-Based Epidemics (ESSENCE-FL) includes chief complaint data from 211 of 212 Florida EDs. Data are transmitted electronically to ESSENCE-FL daily or hourly.

# Coronavirus: summary for Washington County

Data for May 25, 2020 (verified at 10 AM)

Data in this report are provisional and subject to change.

Confirmed cases

Total cases

45

Florida residents

45

Non-Florida residents

0

Gender for Florida residents

Men

22

Women

21

Unknown

2

Age for Florida residents

Range

16 - 99

Median age

62

Cases confirmed in Florida residents per day

1

1

5

5

2

19

5/11

5/12

5/13

5/14

5/15

5/16

5/17

5/18

5/19

5/20

5/21

5/22

5/23

5/24

Date case confirmed

Race, ethnicity	Cases	Hospitalizations	Deaths
White	2044%	343%	1100%
Hispanic	00%	00%	00%
Non-Hispanic	1942%	229%	1100%
Unknown ethnicity	12%	114%	00%
Black	12%	114%	00%
Hispanic	00%	00%	00%
Non-Hispanic	12%	114%	00%
Unknown ethnicity	00%	00%	00%
Other	00%	00%	00%
Hispanic	00%	00%	00%
Non-Hispanic	00%	00%	00%
Unknown ethnicity	00%	00%	00%
Unknown race	2453%	343%	00%
Hispanic	00%	00%	00%
Non-Hispanic	00%	00%	00%
Unknown ethnicity	2453%	343%	00%
Total	45	7	1

Hospitalization

counts include anyone who was hospitalized at some point during their illness. It does not reflect the number of people currently hospitalized.

Other race

includes any person with a race of American Indian/Alaskan native, Asian, native Hawaiian/Pacific Islander, or other.

Outcomes for Florida residents

Washington

Hospitalizations

7

(16% of all cases)

Deaths

1

(2% of all cases)

Statewide

Hospitalizations

9,424

(19% of all cases)

Deaths

2,252

(4% of all cases)

Cases in facility staff/residents

Washington

Long-term care

28

(62% of all cases)

Correctional

0

(0% of all cases)

Statewide

Long-term care

8,323

(17% of all cases)

Correctional

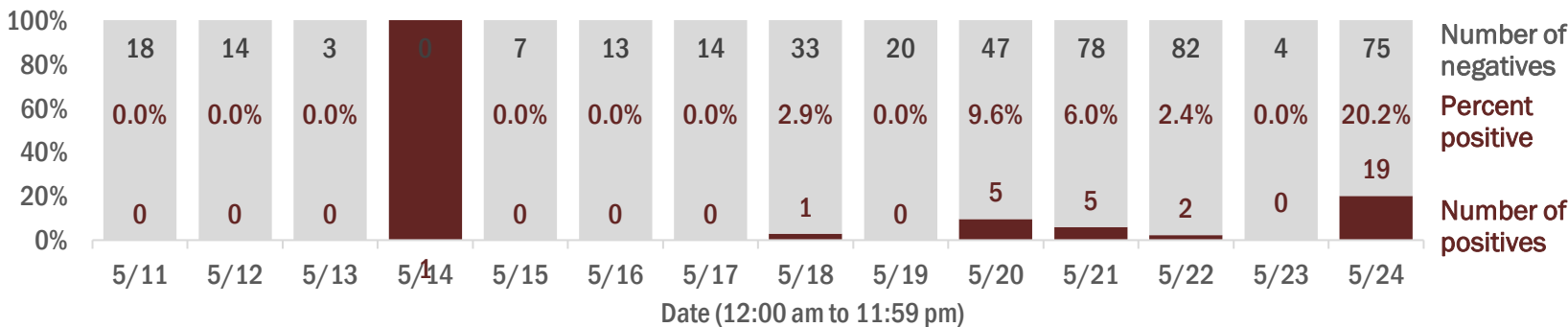
2,352

(5% of all cases)

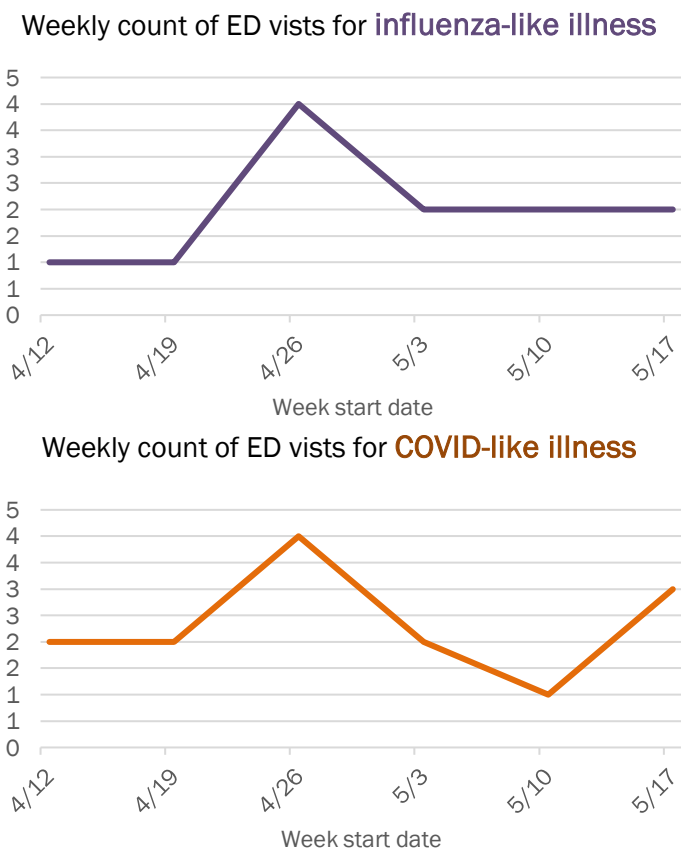
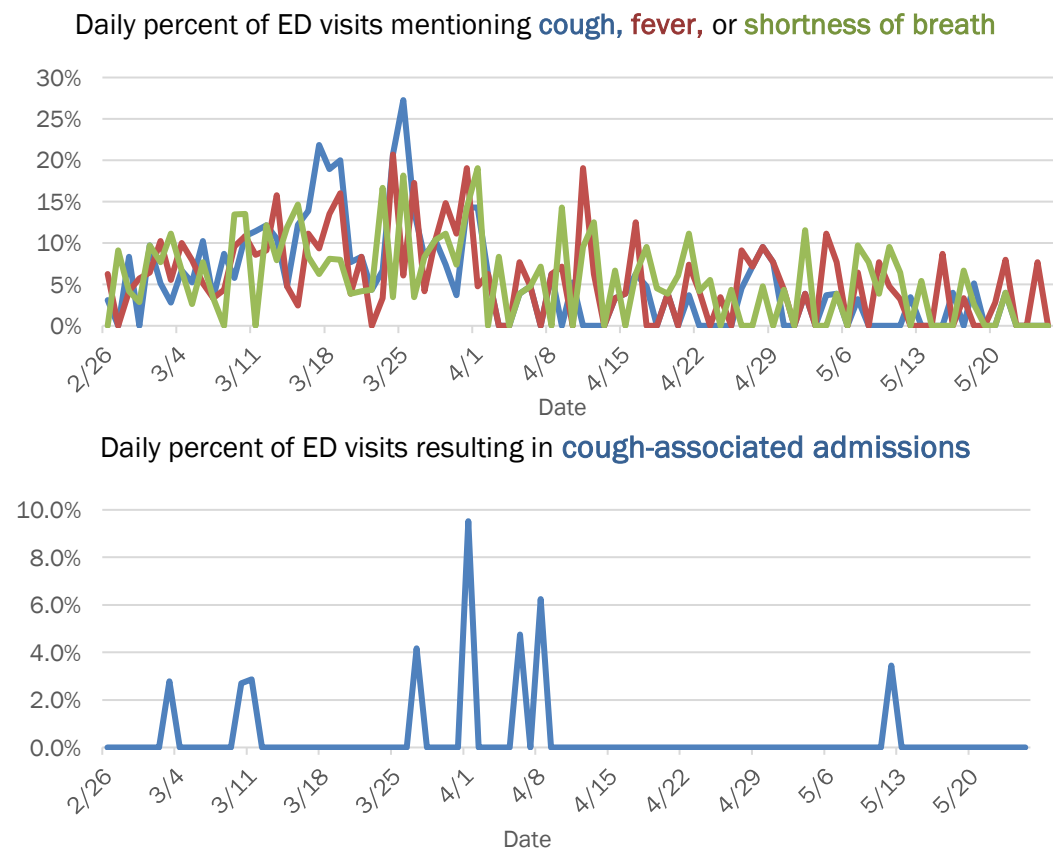
## Laboratory testing for Florida residents and non-Florida residents over the past 2 weeks

### Number and percent of positive labs

These counts include the number of people for whom the department received laboratory results by day. This percent is the number of people who test positive for the first time divided by all the people tested that day, excluding people who have previously tested positive.



## Emergency department (ED) chief complaint and admission data for Washington County



The Electronic Surveillance System for the Early Notification of Community-Based Epidemics (ESSENCE-FL) includes chief complaint data from 211 of 212 Florida EDs. Data are transmitted electronically to ESSENCE-FL daily or hourly.