

COVID in LTC

STATEWIDE: FACILITY TABLE

Last Updated: 5/11/2020 6:46:34 PM

482 Facilities in Florida
(Statewide) have COVID
Positive Cases as of May 12

Current COVID Positive Residents & Staff (SNF, ALF & ICF-DD)

County	Facility Name	Provider Type	Update Time (UTC)	Positive Residents	Positive Residents Transferred	Positive Staff
TOTALS				1,667	1,848	1,738
ALACHUA	OAK HAMMOCK AT THE UNIVERSITY OF FLORIDA INC	NH	5/11/2020 1:47:00 PM	6	0	1
ALACHUA	PALM GARDEN OF GAINESVILLE	NH	5/11/2020 3:45:00 PM	0	1	0
ALACHUA	SIGNATURE HEALTHCARE OF GAINESVILLE	NH	5/11/2020 5:57:00 PM	0	1	0
ALACHUA	PARKLANDS CARE CENTER	NH	5/11/2020 3:21:00 PM	8	34	10
ALACHUA	OAK HAMMOCK AT THE UNIVERSITY OF FLORIDA	ALF	5/11/2020 1:50:00 PM	6	6	6
ALACHUA	BROOKDALE GAINESVILLE SOUTHWEST	ALF	5/11/2020 2:33:00 PM	0	0	1
BAKER	MACCLENNY NURSING AND REHAB CENTER	NH	5/11/2020 1:15:00 PM	2	0	1
BAKER	W FRANK WELLS NURSING HOME	NH	5/11/2020 1:13:00 PM	0	1	0
BAY	CLIFFORD CHESTER SIMS STATE VETERANS NURSING H..	NH	5/11/2020 1:48:00 PM	1	0	5
BAY	BROOKDALE PANAMA CITY	ALF	5/11/2020 2:59:00 PM	0	0	1
BRADFORD	WINDSOR HEALTH AND REHABILITATION CENTER	NH	5/11/2020 12:42:00 P..	11	2	1
BRADFORD	RIVERWOOD HEALTH & REHABILITATION CENTER	NH	5/11/2020 2:12:00 PM	4	0	1
BREVARD	ATLANTIC SHORES NURSING AND REHAB CENTER	NH	5/11/2020 6:11:00 PM	0	0	1
BREVARD	AVANTE AT MELBOURNE INC	NH	5/11/2020 1:53:00 PM	0	0	1
BREVARD	ZON BEACHSIDE LLC	ALF	5/11/2020 6:07:00 PM	0	0	1
BREVARD	GRAND VILLA OF MELBOURNE	ALF	5/11/2020 12:32:00 P..	0	0	2
BREVARD	GREENWOOD PLACE	ALF	5/10/2020 3:59:00 PM	0	4	0
BREVARD	BROOKSHIRE (THE)	ALF	5/11/2020 1:25:00 PM	0	0	1
BROWARD	GLADES WEST REHABILITATION AND NURSING CENTER	NH	5/11/2020 1:37:00 PM	0	2	0
BROWARD	LIFE CARE CENTER OF INVERRARY	NH	5/11/2020 3:12:00 PM	1	1	6
BROWARD	ALEXANDER "SANDY" NININGER STATE VETERANS NU..	NH	5/11/2020 12:06:00 P..	0	20	5
BROWARD	SOLARIS HEALTHCARE COCONUT CREEK	NH	5/11/2020 1:51:00 PM	0	1	1
BROWARD	COVENANT VILLAGE CARE CENTER	NH	5/11/2020 2:19:00 PM	0	2	9
BROWARD	COURT AT PALM AIRE, THE	NH	5/11/2020 1:27:00 PM	19	6	12
BROWARD	MANOR OAKS NURSING & REHABILITATION CENTER	NH	5/11/2020 1:03:00 PM	0	0	3
BROWARD	MEMORIAL MANOR	NH	5/11/2020 2:26:00 PM	0	8	8
BROWARD	SPRINGTREE REHABILITATION & HEALTH CARE CENTER	NH	5/11/2020 3:06:00 PM	0	0	3
BROWARD	REGENTS PARK OF SUNRISE	NH	5/11/2020 11:51:00 ..	0	2	1
BROWARD	NSPIRE HEALTHCARE LAUDERHILL	NH	5/11/2020 2:39:00 AM	46	12	16
BROWARD	NSPIRE HEALTHCARE TAMARAC	NH	5/11/2020 1:42:00 PM	0	2	4
BROWARD	WEST BROWARD REHABILITATION AND HEALTHCARE	NH	5/11/2020 1:44:00 PM	0	0	3
BROWARD	HILLCREST HEALTH CARE AND REHABILITATION CENTER	NH	5/11/2020 12:55:00 P..	0	3	5
BROWARD	TAMARAC REHABILITATION AND HEALTH CENTER, INC.	NH	5/11/2020 11:40:00 ..	1	1	8
BROWARD	SUNRISE HEALTH AND REHABILITATION CENTER	NH	5/11/2020 1:42:00 PM	0	0	3
BROWARD	ST. JOHN'S NURSING CENTER	NH	5/11/2020 8:33:00 PM	0	1	2
BROWARD	PLANTATION NURSING & REHABILITATION CENTER	NH	5/11/2020 1:28:00 PM	0	1	0
BROWARD	WILTON MANORS HEALTH & REHABILITATION CENTER	NH	5/11/2020 2:05:00 PM	0	0	2
BROWARD	FT LAUDERDALE HEALTH AND REHABILITATION CENTER	NH	5/11/2020 2:03:00 PM	7	3	5
BROWARD	MANOR PINES CONVALESCENT CENTER	NH	5/11/2020 1:57:00 PM	0	67	28
BROWARD	NSPIRE HEALTHCARE PLANTATION	NH	5/11/2020 6:42:00 PM	15	4	4
BROWARD	GOLFCREST HEALTHCARE CENTER	NH	5/11/2020 3:46:00 PM	0	11	2
BROWARD	POMPANO HEALTH AND REHABILITATION CENTER	NH	5/10/2020 3:35:00 PM	4	0	5
BROWARD	BROWARD NURSING & REHABILITATION CENTER	NH	5/11/2020 11:27:00 ..	2	2	6
BROWARD	MARGATE HEALTH AND REHABILITATION CENTER	NH	5/11/2020 1:11:00 PM	17	3	11

BROWARD	PALMS CARE CENTER	NH	5/11/2020 3:34:00 PM	11	9	14
BROWARD	BARC HOUSING INC.	ICF	5/11/2020 1:04:00 PM	0	0	1
BROWARD	OAKMONTE VILLAGE OF DAVIE	ALF	5/11/2020 1:45:00 PM	1	2	2
BROWARD	THE SHERIDAN AT COOPER CITY	ALF	5/11/2020 1:40:00 PM	0	1	1
BROWARD	SAEJCA'S CASTLE LLC	ALF	5/11/2020 12:31:00 P..	0	5	1
BROWARD	BUCKINGHAM PLACE, LLC	ALF	5/11/2020 2:40:00 PM	0	3	1
BROWARD	BRIGHT HORIZONS OF RAMBLEWOOD, INC.	ALF	5/11/2020 1:31:00 PM	0	4	1
BROWARD	PRESIDENTIAL PLACE	ALF	5/11/2020 12:58:00 P..	0	5	2
BROWARD	HARBORCHASE OF TAMARAC	ALF	5/11/2020 2:22:00 PM	0	8	12
BROWARD	SONATA COCONUT CREEK	ALF	5/11/2020 2:34:00 PM	2	0	0
BROWARD	PENINSULA (THE)	ALF	5/11/2020 1:06:00 PM	0	0	1
BROWARD	OMEGA GROUP OF SOUTH FLORIDA, INC.	ALF	5/11/2020 1:05:00 PM	1	2	1
BROWARD	THE COURT AT PALM AIRE	ALF	5/11/2020 12:40:00 P..	0	1	0
BROWARD	GRAND VILLA OF DEERFIELD BEACH	ALF	5/11/2020 12:26:00 P..	0	0	1
BROWARD	FIVE STAR PREMIER RESIDENCES OF HOLLYWOOD	ALF	5/11/2020 2:13:00 PM	3	0	6
BROWARD	GOOD HOPE MANOR	ALF	5/11/2020 3:02:00 PM	4	0	2
BROWARD	WESTCHESTER OF SUNRISE	ALF	5/11/2020 12:48:00 P..	0	1	0
BROWARD	VILLA RIO VISTA	ALF	5/11/2020 3:31:00 PM	0	1	0
BROWARD	LIVEWELL AT CORAL PLAZA	ALF	5/11/2020 1:47:00 PM	1	0	1
BROWARD	THE PRESERVE AT PALM AIRE	ALF	5/11/2020 1:15:00 PM	0	1	1
BROWARD	ATRIA WILLOW WOOD	ALF	5/11/2020 6:57:00 PM	0	11	1
BROWARD	WINDSOR PLACE RETIREMENT HOME	ALF	5/11/2020 4:56:00 AM	1	0	0
BROWARD	AVALON PARK RETIREMENT RESIDENCE, INC.	ALF	5/11/2020 1:21:00 PM	1	6	0
BROWARD	ST JOSEPH RESIDENCE, INC.	ALF	5/11/2020 2:00:00 PM	0	0	1
BROWARD	NORTH LAKE RETIREMENT HOME INC	ALF	5/11/2020 1:35:00 PM	0	0	1
BROWARD	LINCOLN MANOR	ALF	5/11/2020 9:50:00 AM	0	0	1
BROWARD	FIVE STAR PREMIER RESIDENCES OF PLANTATION	ALF	5/11/2020 12:29:00 P..	1	1	1
BROWARD	PACIFICA SENIOR LIVING FOREST TRACE	ALF	5/10/2020 3:46:00 PM	0	1	1
CALHOUN	BLOUNTSTOWN HEALTH AND REHABILITATION CENTER	NH	5/11/2020 3:57:00 PM	14	3	9
CALHOUN	RIVER VALLEY REHABILITATION CENTER	NH	5/11/2020 1:35:00 PM	0	1	1
CHARLOTTE	DOUGLAS JACOBSON STATE VETERANS NURSING HOME	NH	5/11/2020 6:43:00 AM	0	0	2
CHARLOTTE	SOLARIS HEALTHCARE CHARLOTTE HARBOR	NH	5/11/2020 1:11:00 PM	30	3	21
CHARLOTTE	VILLAGE PLACE HEALTH AND REHABILITATION CENTER	NH	5/11/2020 1:12:00 PM	0	1	0
CHARLOTTE	HARBOUR HEALTH CENTER	NH	5/11/2020 6:40:00 PM	6	8	13
CHARLOTTE	SIGNATURE HEALTHCARE OF PORT CHARLOTTE	NH	5/11/2020 1:01:00 PM	0	0	2
CHARLOTTE	LIFE CARE CENTER OF PUNTA GORDA	NH	5/11/2020 1:53:00 PM	12	4	10
CHARLOTTE	PORT CHARLOTTE REHABILITATION CENTER	NH	5/11/2020 12:15:00 P..	17	0	1
CHARLOTTE	VILLAGE PLACE RETIREMENT	ALF	5/11/2020 11:08:00 ..	0	2	0
CHARLOTTE	VICK STREET MANOR	ALF	5/11/2020 7:41:00 PM	1	1	0
CHARLOTTE	HARBOUR TERRACE	ALF	5/11/2020 1:21:00 PM	6	13	1
CITRUS	SUPERIOR RESIDENCES OF LECANTO	ALF	5/11/2020 1:16:00 PM	1	0	0
CITRUS	SUNFLOWER SPRINGS LLC	ALF	5/8/2020 2:34:00 PM	1	0	0
CLAY	ISLE HEALTH & REHABILITATION CENTER	NH	5/11/2020 1:38:00 PM	0	0	1
CLAY	LIFE CARE CENTER AT WELLS CROSSING	NH	5/11/2020 12:32:00 P..	0	1	0
CLAY	LIFE CARE CENTER OF ORANGE PARK	NH	5/11/2020 2:55:00 PM	0	1	0
CLAY	HEARTLAND HEALTH CARE CENTER - ORANGE PARK	NH	5/11/2020 5:24:00 PM	22	0	15
CLAY	SIGNATURE HEALTHCARE OF ORANGE PARK	NH	5/11/2020 11:29:00 ..	0	0	1
CLAY	GOVERNORS CREEK HEALTH AND REHABILITATION	NH	5/11/2020 5:18:00 PM	27	12	0
CLAY	SEAGRASS VILLAGE OF FLEMING ISLAND	ALF	5/11/2020 7:45:00 PM	0	0	1
CLAY	DIAMOND ALF, LLC	ALF	5/11/2020 1:21:00 PM	2	3	0
CLAY	BROOKDALE ORANGE PARK	ALF	5/11/2020 12:37:00 P..	0	0	1
COLLIER	BENTLEY CARE CENTER	NH	5/11/2020 2:39:00 PM	0	5	6
COLLIER	SOLARIS SENIOR LIVING NORTH NAPLES	NH	5/11/2020 12:18:00 P..	0	0	1
COLLIER	SOLARIS HEALTHCARE IMPERIAL	NH	5/11/2020 1:40:00 PM	0	0	2
COLLIER	MANORCARE AT LELY PALMS	NH	5/11/2020 1:06:00 PM	0	7	1
COLLIER	LAKE SIDE PAVILION	NH	5/11/2020 12:30:00 P..	0	1	0
COLLIER	HERITAGE HEALTHCARE AND REHABILITATION CENTER	NH	5/11/2020 6:40:00 PM	0	17	4

COLLIER	HERITAGE HEALTHCARE AND REHABILITATION CENTER	NH	5/11/2020 6:48:00 PM	0	17	4
COLLIER	MANORCARE NURSING AND REHABILITATION CENTER	NH	5/11/2020 9:23:00 PM	35	18	9
COLLIER	KEYSTONE PLACE AT NAPLES PRESERVE	ALF	5/11/2020 11:27:00 ..	0	1	1
COLLIER	ALL SEASONS IN NAPLES LLC	ALF	5/11/2020 1:46:00 PM	0	5	7
COLLIER	DISCOVERY VILLAGE AT NAPLES	ALF	5/11/2020 2:36:00 PM	0	1	0
COLLIER	TERRACINA GRAND	ALF	5/11/2020 12:33:00 P..	0	0	1
COLLIER	ORCHID TERRACE	ALF	5/11/2020 4:51:00 PM	0	0	1
COLLIER	BENTLEY VILLAGE	ALF	5/11/2020 2:34:00 PM	0	0	6
COLUMBIA	Rehabilitation Center of Lake City, The	NH	5/11/2020 2:25:00 PM	0	0	1
DESOTO	ARCADIA OAKS ASSISTED LIVING	ALF	5/11/2020 12:39:00 P..	0	1	0
DUVAL	DOLPHIN POINTE HEALTH CARE CENTER	NH	5/11/2020 2:33:00 PM	28	5	0
DUVAL	WOODLAND GROVE HEALTH & REHABILITATION CENTER	NH	5/11/2020 5:42:00 PM	1	0	1
DUVAL	BARTRAM CROSSING	NH	5/11/2020 12:28:00 P..	0	0	2
DUVAL	FLEET LANDING	NH	5/11/2020 1:51:00 PM	0	0	1
DUVAL	JACKSONVILLE NURSING AND REHAB CENTER	NH	5/11/2020 5:01:00 PM	5	1	4
DUVAL	HARTS HARBOR HEALTH CARE CENTER	NH	5/11/2020 2:20:00 PM	1	3	3
DUVAL	LANIER REHABILITATION CENTER	NH	5/11/2020 1:26:00 PM	0	1	4
DUVAL	TERRACE OF JACKSONVILLE, THE	NH	5/11/2020 6:28:00 PM	1	0	0
DUVAL	UNIVERSITY CROSSING	NH	5/11/2020 1:47:00 PM	0	0	2
DUVAL	RIVERWOOD CENTER	NH	5/11/2020 6:43:00 PM	0	0	1
DUVAL	SIGNATURE HEALTHCARE OF JACKSONVILLE	NH	5/11/2020 1:32:00 PM	22	15	10
DUVAL	CATHEDRAL GERONTOLOGY CENTER, INC	NH	5/11/2020 1:03:00 PM	0	0	2
DUVAL	FIRST COAST HEALTH AND REHABILITATION CENTER	NH	5/11/2020 12:04:00 P..	0	0	1
DUVAL	FLORIDA MENTOR	ICF	5/11/2020 1:46:00 PM	9	4	9
DUVAL	BARTRAM LAKES ASSISTED LIVING	ALF	5/11/2020 12:34:00 P..	0	0	1
DUVAL	CAMELLIA AT DEERWOOD	ALF	5/11/2020 3:26:00 PM	0	7	9
DUVAL	BROOKDALE AVONDALE	ALF	5/11/2020 1:28:00 PM	0	0	1
DUVAL	FANNIE E. TAYLOR HOME FOR THE AGED-TAYLOR MAN..	ALF	5/10/2020 1:18:00 PM	0	0	1
ESCAMBIA	OLIVE BRANCH HEALTH AND REHABILITATION CENTER	NH	5/11/2020 4:27:00 PM	0	1	0
ESCAMBIA	SPECIALTY HEALTH AND REHABILITATION CENTER	NH	5/11/2020 12:26:00 P..	0	1	0
ESCAMBIA	SOUTHERN OAKS CARE CENTER	NH	5/11/2020 2:22:00 PM	70	4	3
ESCAMBIA	HAVEN OF OUR LADY OF PEACE	NH	5/11/2020 2:40:00 PM	0	0	1
ESCAMBIA	ROSEWOOD HEALTHCARE AND REHABILITATION CENTE..	NH	5/11/2020 1:40:00 PM	11	0	2
ESCAMBIA	BAYSIDE HEALTH AND REHABILITATION CENTER	NH	5/11/2020 2:18:00 PM	33	0	15
ESCAMBIA	PENSACOLA DEVELOPMENTAL CENTER	ICF	5/11/2020 2:38:00 PM	0	0	2
ESCAMBIA	FLORIDA MENTOR	ICF	5/11/2020 11:27:00 ..	0	0	1
ESCAMBIA	NEW HORIZONS OF NORTHWEST FLORIDA, INC.	ICF	5/11/2020 2:38:00 PM	1	0	1
ESCAMBIA	WINDERMERE MEMORY CARE INC	ALF	5/11/2020 4:39:00 PM	1	0	0
ESCAMBIA	BROOKDALE PENSACOLA	ALF	5/11/2020 1:40:00 PM	1	0	6
ESCAMBIA	ASBURY PLACE	ALF	5/11/2020 7:26:00 PM	0	0	1
ESCAMBIA	HOMESTEAD VILLAGE RETIREMENT COMMUNITY	ALF	5/11/2020 1:02:00 PM	0	0	1
FLAGLER	PRINCETON VILLAGE OF PALM COAST	ALF	5/11/2020 11:44:00 ..	0	0	1
FLAGLER	BROOKDALE PALM COAST	ALF	5/11/2020 1:34:00 PM	0	0	1
GADSDEN	RIVERCHASE HEALTH AND REHABILITATION CENTER	NH	5/11/2020 1:24:00 PM	0	7	5
GADSDEN	MAGNOLIA HOUSE	ALF	5/11/2020 12:57:00 P..	0	0	1
GILCHRIST	TRI-COUNTY NURSING HOME	NH	5/11/2020 2:02:00 PM	1	0	0
HENDRY	OAKBROOK HEALTH AND REHABILITATION CENTER	NH	5/11/2020 7:29:00 PM	9	3	7
HENDRY	CLEWISTON NURSING & REHABILITATION	NH	5/11/2020 2:06:00 PM	9	12	14
HIGHLANDS	PALMS OF SEBRING, THE	NH	5/11/2020 2:06:00 PM	1	0	0
HIGHLANDS	SUNNY HILLS OF SEBRING	ALF	5/11/2020 2:44:00 PM	1	1	1
HIGHLANDS	SIM LODGE	ALF	5/11/2020 9:06:00 PM	0	0	1
HIGHLANDS	PALMS OF SEBRING (THE)	ALF	5/11/2020 2:14:00 PM	0	1	1
HILLSBOROUGH	PLAZA WEST	NH	5/11/2020 2:30:00 PM	0	0	1
HILLSBOROUGH	EXCEL CARE CENTER	NH	5/11/2020 1:55:00 PM	1	1	1
HILLSBOROUGH	NORTHDALE REHABILITATION CENTER	NH	5/11/2020 2:01:00 PM	0	0	1
HILLSBOROUGH	PALM GARDEN OF TAMPA	NH	5/11/2020 1:47:00 PM	0	1	1
HILLSBOROUGH	CONSILIA HEALTH CARE OF BRANDON	NH	5/11/2020 1:30:00 PM	0	2	1

HILLSBOROUGH	CONVENTRY HEALTH CARE OF BRANDON	NH	5/11/2020 1:33:00 PM	0	0	1
HILLSBOROUGH	BRISTOL AT TAMPA REHABILITATION AND NURSING CE..	NH	5/11/2020 4:02:00 PM	0	79	38
HILLSBOROUGH	WHISPERING OAKS	NH	5/11/2020 4:05:00 PM	0	0	2
HILLSBOROUGH	GANDY CROSSING CARE CENTER	NH	5/11/2020 1:33:00 PM	1	0	1
HILLSBOROUGH	COMMUNITY CONVALESCENT CENTER	NH	5/11/2020 3:12:00 PM	0	77	18
HILLSBOROUGH	BAYSHORE POINTE NURSING AND REHAB CENTER	NH	5/11/2020 2:02:00 PM	0	0	1
HILLSBOROUGH	PROMISE POINTE AT TAMPA OAKS	ALF	5/11/2020 12:00:00 P..	4	4	0
HILLSBOROUGH	INSPIRED LIVING AT TAMPA	ALF	5/11/2020 1:23:00 PM	0	2	1
HILLSBOROUGH	COVENTRY ASSISTED LIVING	ALF	5/11/2020 12:16:00 P..	0	0	1
HILLSBOROUGH	CENTRAL TAMPA ASSISTED LIVING	ALF	5/11/2020 5:33:00 PM	1	0	0
HILLSBOROUGH	FREEDOM PLAZA ASSISTED LIVING AND MEMORY CARE	ALF	5/11/2020 2:28:00 PM	1	0	0
HILLSBOROUGH	SUN CITY SENIOR LIVING	ALF	5/11/2020 12:19:00 P..	0	0	1
HILLSBOROUGH	ROCKY CREEK VILLAGE	ALF	5/11/2020 10:00:00 ..	2	0	1
HILLSBOROUGH	SHADY PALMS RETIREMENT HOMES, INC	ALF	5/11/2020 12:27:00 P..	0	0	1
HILLSBOROUGH	ALLEGRO	ALF	5/11/2020 12:05:00 P..	0	0	9
INDIAN RIVER	PALM GARDEN OF VERO BEACH	NH	5/11/2020 2:18:00 PM	1	1	2
INDIAN RIVER	HARBORCHASE OF VERO BEACH	ALF	5/11/2020 1:54:00 PM	1	5	1
INDIAN RIVER	SONATA VERO BEACH	ALF	5/11/2020 1:14:00 PM	1	0	4
JEFFERSON	CROSS LANDINGS HEALTH AND REHABILITATION CENT..	NH	5/11/2020 1:43:00 PM	0	13	0
LAFAYETTE	LAFAYETTE NURSING AND REHABILITATION CENTER	NH	5/11/2020 6:22:00 PM	0	0	2
LAKE	ADVENTHEALTH CARE CENTER WATERMAN	NH	5/11/2020 11:06:00 ..	0	0	1
LAKE	LAKE EUSTIS HEALTH AND REHABILITATION CENTER	NH	5/11/2020 12:55:00 P..	0	0	1
LAKE	THE COVE AT TAVARES VILLAGE	ALF	5/11/2020 1:39:00 PM	0	1	0
LEE	LIFE CARE CENTER OF ESTERO	NH	5/11/2020 6:01:00 PM	9	7	4
LEE	LODGE AT CYPRESS COVE, THE	NH	5/11/2020 1:33:00 PM	0	1	0
LEE	MANORCARE HEALTH SERVICES	NH	5/11/2020 12:24:00 P..	0	1	0
LEE	EVANS HEALTH CARE	NH	5/11/2020 2:00:00 PM	0	0	1
LEE	SHELL POINT NURSING PAVILION	NH	5/11/2020 2:05:00 PM	0	1	3
LEE	WINKLER COURT	NH	5/11/2020 1:59:00 PM	0	2	2
LEE	HEALTHPARK CARE CENTER	NH	5/11/2020 12:19:00 P..	0	11	9
LEE	PAGE REHABILITATION AND HEALTHCARE CENTER	NH	5/11/2020 1:49:00 PM	1	14	11
LEE	CONSULATE HEALTH CARE OF NORTH FORT MYERS	NH	5/11/2020 5:08:00 PM	0	0	1
LEE	HERITAGE PARK REHABILITATION AND HEALTHCARE	NH	5/11/2020 2:45:00 PM	0	2	2
LEE	SIGNATURE HEALTHCARE AT COLLEGE PARK	NH	5/11/2020 1:44:00 PM	0	1	4
LEE	FORT MYERS REHABILITATION AND NURSING CENTER	NH	5/11/2020 3:24:00 PM	28	15	29
LEE	LEHIGH ACRES HEALTH AND REHABILITATION CENTER	NH	5/11/2020 3:59:00 PM	8	4	6
LEE	REHAB & HEALTHCARE CENTER OF CAPE CORAL	NH	5/11/2020 10:34:00 ..	0	0	1
LEE	AMERICAN HOUSE FORT MYERS	ALF	5/11/2020 12:54:00 P..	0	1	1
LEE	THRIVE AT BEACHWALK	ALF	5/11/2020 5:32:00 PM	17	3	19
LEE	THE ROSE GARDEN OF FT MYERS	ALF	5/11/2020 12:06:00 P..	23	0	0
LEE	GLADWELL FORT MYERS	ALF	5/11/2020 1:54:00 PM	0	1	2
LEE	DISCOVERY VILLAGE AT THE FORUM	ALF	5/11/2020 12:40:00 P..	0	1	1
LEE	WINDSOR AT CAPE CORAL (THE)	ALF	5/11/2020 12:34:00 P..	3	3	1
LEE	ARBOR AT SHELL POINT (THE)	ALF	5/11/2020 12:33:00 P..	0	1	0
LEE	CYPRESS COVE AT HEALTHPARK FLORIDA	ALF	5/11/2020 11:54:00 ..	0	0	1
LEE	BROOKDALE FORT MYERS THE COLONY	ALF	5/11/2020 2:00:00 PM	0	12	2
LEE	SPRINGWOOD COURT	ALF	5/11/2020 2:27:00 PM	9	2	3
LEE	PALMS OF FORT MYERS	ALF	5/11/2020 1:38:00 PM	0	1	0
LEE	BARKLEY PLACE	ALF	5/11/2020 11:32:00 ..	0	1	0
LEON	MIRACLE HILL NURSING AND REHABILITATION CENTER,..	NH	5/10/2020 4:07:00 PM	0	0	1
LEON	SEVEN HILLS HEALTH & REHABILITATION CENTER	NH	5/11/2020 11:19:00 ..	0	1	0
LEON	TALLAHASSEE DEVELOPMENTAL CENTER	ICF	5/11/2020 12:58:00 P..	32	0	44
LEON	YOURLIFE OF TALLAHASSEE	ALF	5/11/2020 2:51:00 PM	1	0	0
LEON	ALLEGRO	ALF	5/11/2020 12:40:00 P..	0	0	1
LEON	WOODMONT A PACIFICA SENIOR LIVING COMMUNITY	ALF	5/11/2020 11:55:00 ..	0	0	1
LEVY	WILLISTON CARE CENTER	NH	5/10/2020 2:46:00 PM	2	1	7
MADISON	LAKE PARK OF MADISON NURSING AND REHABILITATIO..	NH	5/11/2020 8:33:00 PM	15	2	14

MANATEE	LIFE CARE CENTER OF SARASOTA	NH	5/11/2020 12:55:00 P..	0	0	1
MANATEE	BRADENTON HEALTH CARE	NH	5/11/2020 1:57:00 PM	9	11	11
MANATEE	SURREY PLACE HEALTHCARE AND REHABILITATION	NH	5/11/2020 11:07:00 ..	0	1	0
MANATEE	RIVIERA PALMS REHABILITATION CENTER	NH	5/11/2020 1:49:00 PM	8	15	5
MANATEE	BRADEN RIVER REHABILITATION CENTER LLC	NH	5/11/2020 1:22:00 PM	20	7	5
MANATEE	HERITAGE PARK CARE AND REHABILITATION CENTER	NH	5/11/2020 2:42:00 PM	0	1	1
MANATEE	MANATEE SPRINGS REHABILITATION AND NURSING CE..	NH	5/11/2020 1:35:00 PM	40	11	24
MANATEE	CASA MORA REHABILITATION AND EXTENDED CARE	NH	5/11/2020 1:28:00 PM	9	7	9
MANATEE	NEURORESTORATIVE FLORIDA	ALF	5/11/2020 1:11:00 PM	0	0	1
MANATEE	BROOKDALE BRADENTON GARDENS	ALF	5/11/2020 4:54:00 PM	5	5	0
MANATEE	RESIDENCE AT BAY VUE	ALF	5/11/2020 10:39:00 ..	0	0	2
MARION	PALM GARDEN OF OCALA	NH	5/11/2020 12:51:00 P..	0	7	8
MARION	HAMPTON ALF AT BELLEVIEW LLC	ALF	5/11/2020 1:15:00 PM	2	0	0
MARTIN	SALERNO BAY HEALTH AND REHABILITATION CENTER	NH	5/11/2020 1:15:00 PM	1	0	1
MARTIN	TERRACE AT HOBE SOUND, THE	NH	5/11/2020 4:35:00 PM	0	1	0
MARTIN	SHERIDAN AT HOBE SOUND, THE	ALF	5/11/2020 10:38:00 ..	0	0	1
MARTIN	GRAND OAKS OF PALM CITY LLC	ALF	5/11/2020 12:39:00 P..	4	0	1
MARTIN	BROOKDALE STUART	ALF	5/11/2020 1:49:00 PM	0	0	3
MIAMI-DADE	KENDALL LAKES HEALTH AND REHABILITATION CENTER	NH	5/11/2020 3:19:00 PM	0	1	0
MIAMI-DADE	UNIVERSITY PLAZA REHABILITATION AND NURSING CE..	NH	5/11/2020 5:03:00 PM	2	7	7
MIAMI-DADE	VILLA MARIA WEST SKILLED NURSING FACILITY	NH	5/11/2020 2:41:00 PM	0	1	0
MIAMI-DADE	VI AT AVENTURA	NH	5/11/2020 1:44:00 PM	0	2	2
MIAMI-DADE	PALMETTO SUBACUTE CARE CENTER	NH	5/11/2020 9:02:00 PM	0	6	5
MIAMI-DADE	FRANCO NURSING & REHABILITATION CENTER	NH	5/11/2020 2:29:00 PM	0	3	2
MIAMI-DADE	CORAL REEF NURSING & REHABILITATION CENTER	NH	5/11/2020 1:27:00 PM	0	10	8
MIAMI-DADE	CROSS GARDENS CARE CENTER	NH	5/11/2020 1:46:00 PM	12	15	10
MIAMI-DADE	HAMPTON COURT NURSING AND REHABILITATION CEN..	NH	5/11/2020 1:54:00 PM	0	1	3
MIAMI-DADE	SINAI PLAZA NURSING AND REHAB CENTER	NH	5/11/2020 5:45:00 PM	20	15	32
MIAMI-DADE	NSPIRE HEALTHCARE MIAMI LAKES	NH	5/9/2020 11:37:00 PM	0	7	4
MIAMI-DADE	WEST GABLES HEALTH CARE CENTER	NH	5/11/2020 3:09:00 PM	0	2	1
MIAMI-DADE	NSPIRE HEALTHCARE KENDALL	NH	5/11/2020 12:50:00 P..	0	6	15
MIAMI-DADE	PALM GARDEN OF AVENTURA	NH	5/11/2020 10:50:00 ..	10	3	6
MIAMI-DADE	REGENTS PARK AT AVENTURA	NH	5/11/2020 1:10:00 PM	29	15	16
MIAMI-DADE	PALMETTO CARE CENTER	NH	5/11/2020 1:43:00 PM	0	1	2
MIAMI-DADE	ST ANNES NURSING CENTER, ST ANNES RESIDENCE INC	NH	5/11/2020 2:44:00 PM	2	0	10
MIAMI-DADE	SIGNATURE HEALTHCARE CENTER OF WATERFORD	NH	5/11/2020 5:22:00 PM	47	10	19
MIAMI-DADE	VILLA MARIA NURSING CENTER	NH	5/11/2020 2:44:00 PM	4	5	2
MIAMI-DADE	TREASURE ISLE CARE CENTER	NH	5/11/2020 2:00:00 PM	1	16	9
MIAMI-DADE	SUSANNA WESLEY HEALTH CENTER	NH	5/10/2020 10:47:00 ..	0	20	11
MIAMI-DADE	RIVERSIDE CARE CENTER	NH	5/11/2020 1:13:00 PM	0	0	1
MIAMI-DADE	PINES NURSING HOME	NH	5/11/2020 1:59:00 PM	3	4	3
MIAMI-DADE	PINECREST REHABILITATION CENTER	NH	5/11/2020 5:44:00 PM	0	14	12
MIAMI-DADE	MIAMI SHORES NURSING AND REHAB CENTER	NH	5/11/2020 3:14:00 PM	21	12	20
MIAMI-DADE	MIAMI JEWISH HEALTH SYSTEMS, INC.	NH	5/11/2020 1:43:00 PM	9	47	38
MIAMI-DADE	NORTH DADE NURSING AND REHABILITATION CENTER	NH	5/11/2020 12:53:00 P..	40	13	5
MIAMI-DADE	JACKSON PLAZA NURSING AND REHABILITATION CENT..	NH	5/10/2020 1:16:00 PM	7	15	17
MIAMI-DADE	UNITY HEALTH AND REHABILITATION CENTER	NH	5/11/2020 12:28:00 P..	25	30	14
MIAMI-DADE	JACKSON MEMORIAL LONG TERM CARE CENTER	NH	5/11/2020 12:40:00 P..	0	8	14
MIAMI-DADE	HIALEAH NURSING AND REHABILITATION CENTER	NH	5/11/2020 12:39:00 P..	0	0	3
MIAMI-DADE	NORTH BEACH REHABILITATION CENTER	NH	5/11/2020 3:22:00 PM	6	20	9
MIAMI-DADE	AVENTURA REHAB AND NURSING CENTER	NH	5/11/2020 1:57:00 PM	6	14	12
MIAMI-DADE	HARMONY HEALTH CENTER	NH	5/11/2020 1:21:00 PM	2	0	2
MIAMI-DADE	SOUTH DADE NURSING AND REHABILITATION CENTER	NH	5/11/2020 1:50:00 PM	6	0	2
MIAMI-DADE	SANDS AT SOUTH BEACH CARE CENTER, THE	NH	5/11/2020 5:03:00 PM	29	4	6
MIAMI-DADE	FLORIDEAN NURSING AND REHABILITATION CENTER, T..	NH	5/11/2020 7:26:00 PM	0	5	5
MIAMI-DADE	GOLDEN GLADES NURSING AND REHABILITATION CENT..	NH	5/11/2020 1:56:00 PM	17	8	13

MIAMI-DADE	FAIR HAVENS CENTER	NH	5/11/2020 6:39:00 PM	0	104	39
MIAMI-DADE	PONCE PLAZA NURSING & REHABILITATION CENTER	NH	5/11/2020 5:27:00 PM	1	8	10
MIAMI-DADE	CORAL GABLES NURSING AND REHABILITATION CENTER	NH	5/11/2020 2:28:00 PM	1	2	3
MIAMI-DADE	CLARIDGE HOUSE NURSING & REHABILITATION CENTER	NH	5/11/2020 2:40:00 PM	29	13	21
MIAMI-DADE	KRYSTAL BAY NURSING AND REHABILITATION	NH	5/11/2020 2:53:00 PM	14	7	9
MIAMI-DADE	ARCH PLAZA NURSING & REHABILITATION CENTER	NH	5/11/2020 1:06:00 PM	8	6	12
MIAMI-DADE	FOUNTAIN MANOR HEALTH & REHABILITATION CENTER	NH	5/11/2020 1:59:00 PM	32	26	14
MIAMI-DADE	MIAMI CEREBRAL PALSY RESIDENTIAL SERVICES, INC.	ICF	5/11/2020 2:20:00 PM	0	0	1
MIAMI-DADE	LOG CABIN ENTERPRISES, INC.	ICF	5/11/2020 1:56:00 PM	5	0	8
MIAMI-DADE	HOGAR DE AMOR SENIOR CARE, CORP	ALF	5/11/2020 1:43:00 PM	1	0	0
MIAMI-DADE	NEW ERA COMMUNITY HEALTH CENTER LLC	ALF	5/11/2020 1:20:00 PM	0	3	0
MIAMI-DADE	THE RESIDENCES AT MIAMI	ALF	5/11/2020 8:01:00 PM	0	0	14
MIAMI-DADE	SILVER PALM ASSISTED LIVING, LLC	ALF	5/11/2020 11:47:00 ..	0	1	0
MIAMI-DADE	Seasons Gardens Senior Residence	ALF	5/11/2020 12:51:00 P..	0	0	1
MIAMI-DADE	SWEETEST HOME INC (THE)	ALF	5/11/2020 11:40:00 ..	11	0	5
MIAMI-DADE	BUENA VISTA ASSISTED LIVING	ALF	5/11/2020 12:21:00 P..	2	2	0
MIAMI-DADE	SUNSHINE ELDERLY RESIDENCES, CORP	ALF	5/11/2020 8:41:00 PM	1	1	0
MIAMI-DADE	BLUE POINT HOME CARE INC	ALF	5/11/2020 1:32:00 PM	0	1	0
MIAMI-DADE	MIAMI-DADE COUNTY	ALF	5/11/2020 2:33:00 PM	3	0	2
MIAMI-DADE	VILLA MARIA PIA INC	ALF	5/11/2020 6:02:00 PM	1	1	0
MIAMI-DADE	LIVEWELL AT GRAND COURT LAKES	ALF	5/11/2020 1:47:00 PM	0	0	2
MIAMI-DADE	SOUTH FLORIDA HOME SERVICES INC.	ALF	5/11/2020 1:57:00 PM	1	1	0
MIAMI-DADE	PAVILION GARDENS	ALF	5/11/2020 1:56:00 PM	0	1	0
MIAMI-DADE	POINTE OF NORTH GABLES	ALF	5/11/2020 11:47:00 ..	0	35	8
MIAMI-DADE	ALF MANAGEMENT AND PROFESSIONAL SERVICES, INC	ALF	5/11/2020 12:37:00 P..	4	4	0
MIAMI-DADE	VILLA ROSA III, INC	ALF	5/9/2020 4:03:00 PM	0	2	0
MIAMI-DADE	LIVEWELL AT COURTYARD PLAZA	ALF	5/11/2020 3:15:00 PM	0	0	1
MIAMI-DADE	PROFESSIONAL HOME CARE I	ALF	5/8/2020 3:40:00 PM	0	1	0
MIAMI-DADE	RESIDENTIAL PLAZA AT BLUE LAGOON	ALF	5/11/2020 3:46:00 PM	16	0	0
MIAMI-DADE	PALACE AT KENDALL	ALF	5/11/2020 7:14:00 PM	0	0	3
MIAMI-DADE	VILLA ROSA II INC	ALF	5/9/2020 4:00:00 PM	0	6	0
MIAMI-DADE	LAS MERCEDES BOARDING HOME	ALF	5/11/2020 11:56:00 ..	1	0	0
MIAMI-DADE	HAZEL CYPEN TOWER	ALF	5/11/2020 12:45:00 P..	0	3	0
MIAMI-DADE	VILLA ROSA I, INC.	ALF	5/9/2020 3:24:00 PM	0	6	0
MIAMI-DADE	EPWORTH VILLAGE RETIREMENT COMMUNITY	ALF	5/11/2020 1:57:00 PM	0	0	1
MONROE	CRYSTAL HEALTH AND REHAB CENTER, LLC	NH	5/11/2020 7:20:00 PM	11	0	5
NASSAU	LIFE CARE CENTER OF HILLIARD	NH	5/10/2020 8:32:00 PM	1	4	4
NASSAU	FERNANDINA BEACH REHABILITATION AND NURSING C..	NH	5/11/2020 12:32:00 P..	0	0	1
NASSAU	DAYSPRING VILLAGE, INC	ALF	5/11/2020 12:50:00 P..	0	0	1
OKALOOSA	MANOR AT BLUE WATER BAY, THE	NH	5/11/2020 1:08:00 PM	1	0	0
OKALOOSA	FORT WALTON REHABILITATION CENTER, LLC	NH	5/11/2020 1:10:00 PM	13	0	10
OKEECHOBEE	OKEECHOBEE HEALTH CARE FACILITY	NH	5/11/2020 11:39:00 ..	1	0	3
ORANGE	HUNTERS CREEK NURSING AND REHAB CENTER	NH	5/11/2020 6:52:00 PM	0	0	1
ORANGE	MAYFLOWER HEALTHCARE CENTER	NH	5/11/2020 1:58:00 PM	0	1	0
ORANGE	SAVANNAH COVE	NH	5/11/2020 2:03:00 PM	1	0	0
ORANGE	PALM GARDEN OF ORLANDO	NH	5/11/2020 3:44:00 PM	0	2	2
ORANGE	ROSEWOOD HEALTH AND REHABILITATION CENTER	NH	5/11/2020 5:52:00 PM	1	1	2
ORANGE	REHABILITATION CENTER OF WINTER PARK, THE	NH	5/11/2020 9:53:00 AM	0	0	1
ORANGE	GUARDIAN CARE NURSING & REHABILITATION CENTER	NH	5/11/2020 2:06:00 PM	0	1	1
ORANGE	HARBORCHASE OF DR PHILLIPS	ALF	5/11/2020 2:23:00 PM	0	0	1
ORANGE	SONATA WEST	ALF	5/11/2020 1:18:00 PM	0	1	4
ORANGE	AZPIRA OF WINDERMERE	ALF	5/11/2020 1:08:00 PM	0	0	1
ORANGE	GENTRY PARK ORLANDO	ALF	5/11/2020 1:02:00 PM	0	0	2
ORANGE	GRAND PALMS ALF OPERATOR, LLC	ALF	5/11/2020 4:02:00 PM	0	0	1
ORANGE	THE ROSE GARDEN OF ORLANDO	ALF	5/11/2020 1:35:00 PM	0	0	2
ORANGE	BRIDGE ASSISTED LIVING AT LIFE CARE CENTER OF ORL..	ALF	5/11/2020 2:11:00 PM	0	0	1

ORANGE	SAVANNAH COURT OF MAITLAND	ALF	5/11/2020 2:03:00 PM	1	1	0
OSCEOLA	TERRACE OF KISSIMMEE, THE	NH	5/11/2020 1:18:00 PM	0	0	1
OSCEOLA	SOLARIS HEALTHCARE OSCEOLA	NH	5/11/2020 1:01:00 PM	0	0	1
OSCEOLA	AVANTE AT ST. CLOUD, INC.	NH	5/11/2020 1:49:00 PM	0	0	1
OSCEOLA	TERRACE OF ST CLOUD, THE	NH	5/11/2020 11:56:00 ..	30	15	11
OSCEOLA	SONATA HUNTER'S CREEK	ALF	5/11/2020 12:48:00 P..	0	0	1
PALM BEACH	HEALTH CENTER AT SINAI RESIDENCES	NH	5/11/2020 2:12:00 PM	0	0	2
PALM BEACH	MANORCARE HEALTH SERVICES	NH	5/11/2020 1:18:00 PM	4	4	2
PALM BEACH	VI AT LAKESIDE VILLAGE	NH	5/11/2020 1:31:00 PM	1	0	0
PALM BEACH	ABBAY DELRAY	NH	5/11/2020 1:09:00 PM	0	0	2
PALM BEACH	WILLOWBROOKE COURT SKILLED CARE CENTER- EDGE..	NH	5/11/2020 3:07:00 PM	1	0	2
PALM BEACH	WILLOWBROOKE COURT AT ST ANDREWS ESTATES	NH	5/11/2020 2:59:00 PM	9	2	2
PALM BEACH	MANORCARE HEALTH SERVICES WEST PALM BEACH	NH	5/11/2020 1:17:00 PM	0	0	1
PALM BEACH	HEARTLAND HEALTH CARE AND REHABILITATION CENT..	NH	5/11/2020 12:12:00 P..	17	5	6
PALM BEACH	STRATFORD COURT OF BOCA RATON	NH	5/11/2020 12:00:00 P..	2	7	7
PALM BEACH	BARRINGTON TERRACE OF BOYNTON BEACH	NH	5/11/2020 2:45:00 PM	0	0	2
PALM BEACH	HEARTLAND HEALTH CARE CENTER - PROSPERITY OAKS	NH	5/11/2020 11:34:00 ..	2	1	0
PALM BEACH	WOOD LAKE HEALTH AND REHABILITATION CENTER	NH	5/10/2020 3:55:00 PM	0	0	3
PALM BEACH	PALM GARDEN OF WEST PALM BEACH	NH	5/11/2020 1:14:00 PM	1	3	0
PALM BEACH	OASIS HEALTH AND REHABILITATION CENTER	NH	5/11/2020 9:58:00 AM	5	6	2
PALM BEACH	RENAISSANCE HEALTH AND REHABILITATION	NH	5/11/2020 11:03:00 ..	30	16	6
PALM BEACH	SIGNATURE HEALTHCARE OF PALM BEACH	NH	5/11/2020 1:57:00 PM	8	8	10
PALM BEACH	ROYAL PALM BEACH HEALTH AND REHABILITATION CE..	NH	5/11/2020 2:37:00 PM	1	0	1
PALM BEACH	HAMLIN PLACE OF BOYNTON BEACH	NH	5/11/2020 2:27:00 PM	0	3	0
PALM BEACH	REGENTS PARK NURSING & REHABILITATION CENTER	NH	5/11/2020 9:12:00 AM	8	15	15
PALM BEACH	BOYNTON BEACH REHABILITATION CENTER	NH	5/11/2020 2:09:00 PM	0	0	3
PALM BEACH	MEDICANA NURSING AND REHAB CENTER	NH	5/11/2020 7:15:00 PM	13	12	13
PALM BEACH	AVANTE AT BOCA RATON, INC.	NH	5/11/2020 11:54:00 ..	9	4	10
PALM BEACH	MANORCARE HEALTH SERVICES - BOYNTON BEACH	NH	5/11/2020 1:04:00 PM	10	0	0
PALM BEACH	LOURDES-NOREEN MCKEEN RESIDENCE FOR GERIATRI..	NH	5/11/2020 12:08:00 P..	0	0	1
PALM BEACH	HEARTLAND HEALTH CARE CENTER - BOYNTON BEACH	NH	5/11/2020 1:54:00 PM	8	5	1
PALM BEACH	AVANTE AT LAKE WORTH, INC.	NH	5/11/2020 1:43:00 PM	0	1	1
PALM BEACH	JOSEPH L. MORSE HEALTH CENTER, INC., THE	NH	5/11/2020 1:44:00 PM	0	1	2
PALM BEACH	LAKE VIEW CARE CENTER AT DELRAY	NH	5/11/2020 1:57:00 PM	4	8	4
PALM BEACH	NORTH LAKE CARE CENTER	NH	5/11/2020 1:52:00 PM	6	10	0
PALM BEACH	GLADES HEALTH CARE CENTER	NH	5/11/2020 1:46:00 PM	8	5	22
PALM BEACH	TERRACES OF LAKE WORTH CARE CENTER	NH	5/11/2020 12:50:00 P..	0	0	2
PALM BEACH	DARCY HALL OF LIFE CARE	NH	5/11/2020 12:37:00 P..	0	0	1
PALM BEACH	VENTURA HEALTH AND REHABILITATION CENTER	NH	5/11/2020 1:51:00 PM	1	2	2
PALM BEACH	REHABILITATION CENTER OF THE PALM BEACHES,THE	NH	5/11/2020 2:34:00 PM	0	8	0
PALM BEACH	BOULEVARD REHABILITATION CENTER	NH	5/11/2020 11:11:00 ..	14	14	4
PALM BEACH	ALLURE LIVING CARE	ALF	5/11/2020 11:11:00 ..	0	0	1
PALM BEACH	SYMPHONY AT DELRAY BEACH	ALF	5/11/2020 1:44:00 PM	0	1	0
PALM BEACH	THE LANDING OF LAKE WORTH	ALF	5/11/2020 1:29:00 PM	0	0	2
PALM BEACH	THE MERIDIAN AT BOCA RATON	ALF	5/11/2020 2:05:00 PM	1	2	5
PALM BEACH	1 AAA ASSISTED LIVING AT WELLINGTON	ALF	5/10/2020 10:47:00 P..	0	2	2
PALM BEACH	HEALTH CENTER AT SINAI RESIDENCES	ALF	5/11/2020 2:15:00 PM	0	0	2
PALM BEACH	ALLEGRO	ALF	5/11/2020 2:13:00 PM	0	0	1
PALM BEACH	COLONIAL ASSISTED LIVING AT BOYNTON BEACH, FL	ALF	5/11/2020 1:16:00 PM	0	1	0
PALM BEACH	ATRIA PARK OF ST JOSEPH'S	ALF	5/11/2020 12:49:00 P..	0	0	1
PALM BEACH	PALM'S EDGE ASSISTED LIVING AND MEMORY CARE	ALF	5/11/2020 2:02:00 PM	0	0	1
PALM BEACH	ARBOR OAKS AT GREENACRES	ALF	5/11/2020 3:43:00 PM	11	10	1
PALM BEACH	SONATA BOCA RATON	ALF	5/11/2020 2:44:00 PM	1	0	0
PALM BEACH	SONATA BOYNTON BEACH	ALF	5/11/2020 1:10:00 PM	4	2	1
PALM BEACH	CARLISLE PALM BEACH, THE	ALF	5/11/2020 1:25:00 PM	0	0	1
PALM BEACH	BROOKDALE WEST BOYNTON BEACH	ALF	5/11/2020 1:46:00 PM	0	1	1

PALM BEACH	BARRINGTON TERRACE AT BOYNTON BEACH	ALF	5/11/2020 2:43:00 PM	0	0	2
PALM BEACH	BRIGHTON GARDENS OF BOCA RATON	ALF	5/11/2020 4:25:00 PM	0	1	1
PALM BEACH	GRAND VILLA OF BOYNTON BEACH	ALF	5/11/2020 12:37:00 P..	0	0	2
PALM BEACH	BROOKDALE PALM BEACH GARDENS	ALF	5/11/2020 3:16:00 PM	0	0	1
PALM BEACH	OAKBRIDGE TERRACE AL RESIDENCE AT ST ANDREWS E..	ALF	5/11/2020 3:09:00 PM	0	0	1
PALM BEACH	FIVE STAR PREMIER RESIDENCES OF BOCA RATON	ALF	5/11/2020 2:28:00 PM	0	1	0
PALM BEACH	GRAND VILLA OF DELRAY EAST	ALF	5/11/2020 12:26:00 P..	0	0	3
PALM BEACH	CRESTHAVEN	ALF	5/11/2020 2:46:00 PM	2	0	3
PALM BEACH	PARKSIDE INN	ALF	5/11/2020 1:16:00 PM	0	1	0
PASCO	HEARTLAND OF ZEPHYRHILLS	NH	5/11/2020 12:45:00 P..	0	1	0
PASCO	ROYAL OAK NURSING CENTER	NH	5/11/2020 1:49:00 PM	8	7	14
PASCO	WELLSPRING ASSISTED LIVING FACILITY	ALF	5/11/2020 3:18:00 PM	0	0	1
PASCO	GRAND VILLA OF NEW PORT RICHEY	ALF	5/11/2020 12:21:00 P..	0	0	1
PINELLAS	BARDMOOR OAKS HEALTHCARE AND REHABILITATION ..	NH	5/11/2020 12:40:00 P..	0	1	0
PINELLAS	GULF SHORE CARE CENTER	NH	5/11/2020 2:50:00 PM	0	5	2
PINELLAS	ST. MARK VILLAGE	NH	5/11/2020 2:12:00 PM	0	27	11
PINELLAS	FREEDOM SQUARE HEALTH CARE CENTER	NH	5/10/2020 3:22:00 PM	0	13	5
PINELLAS	MASONIC HOME OF FLORIDA	NH	5/11/2020 2:25:00 PM	0	0	1
PINELLAS	CONSULATE HEALTH CARE OF ST PETERSBURG	NH	5/11/2020 12:28:00 P..	0	0	1
PINELLAS	PALM GARDEN OF PINELLAS	NH	5/11/2020 3:29:00 PM	0	0	2
PINELLAS	WESTCHESTER GARDENS HEALTH & REHABILITATION	NH	5/11/2020 1:27:00 PM	0	0	1
PINELLAS	COUNTRYSIDE REHAB AND HEALTHCARE CENTER	NH	5/11/2020 7:00:00 PM	0	0	1
PINELLAS	PALM GARDEN OF LARGO	NH	5/11/2020 1:15:00 PM	1	1	2
PINELLAS	PINELLAS POINT NURSING AND REHAB CENTER	NH	5/11/2020 2:37:00 PM	3	3	3
PINELLAS	TARPON BAYOU CENTER	NH	5/11/2020 3:11:00 PM	0	0	1
PINELLAS	GATEWAY CARE CENTER	NH	5/11/2020 3:50:00 PM	0	0	1
PINELLAS	LAKESIDE OAKS CARE CENTER	NH	5/11/2020 3:11:00 PM	0	0	2
PINELLAS	SOUTH HERITAGE HEALTH & REHABILITATION CENTER	NH	5/11/2020 2:03:00 PM	0	0	1
PINELLAS	SEMINOLE PAVILION HEALTH CENTER	NH	5/11/2020 1:07:00 PM	0	33	0
PINELLAS	BON SECOURS MARIA MANOR NURSING CARE CENTER	NH	5/11/2020 12:05:00 P..	0	0	1
PINELLAS	CARRINGTON PLACE OF ST PETE	NH	5/11/2020 1:48:00 PM	16	1	0
PINELLAS	ST PETERSBURG NURSING & REHABILITATION	NH	5/11/2020 2:31:00 PM	10	0	1
PINELLAS	HIGHLAND PINES REHABILITATION CENTER	NH	5/11/2020 1:29:00 PM	0	0	1
PINELLAS	APOLLO HEALTH AND REHABILITATION CENTER	NH	5/11/2020 5:27:00 PM	0	0	1
PINELLAS	CARE CENTER AT PINELLAS PARK, THE	NH	5/11/2020 1:32:00 PM	0	1	0
PINELLAS	BAY TREE CENTER	NH	5/11/2020 7:46:00 PM	0	1	0
PINELLAS	WALTON PLACE	ALF	5/11/2020 1:39:00 PM	0	0	1
PINELLAS	BRISTOL COURT ASSISTED LIVING	ALF	5/8/2020 3:11:00 PM	1	0	0
PINELLAS	PATRICK MANOR INC	ALF	5/11/2020 1:47:00 PM	0	11	2
PINELLAS	GRAND VILLA OF PINELLAS PARK	ALF	5/11/2020 12:29:00 P..	1	0	0
PINELLAS	INN AT LAKE SEMINOLE SQUARE (THE)	ALF	5/11/2020 12:40:00 P..	0	3	0
PINELLAS	OAKS OF CLEARWATER, THE	ALF	5/11/2020 12:00:00 P..	0	0	1
PINELLAS	ST MARK VILLAGE INC	ALF	5/11/2020 2:16:00 PM	0	0	1
PINELLAS	INN AT FREEDOM SQUARE (THE)	ALF	5/11/2020 3:12:00 PM	0	2	0
PINELLAS	THE VILLAS AT LAKESIDE OAKS	ALF	5/11/2020 11:37:00 ..	0	0	1
POLK	SCOTT LAKE HEALTH AND REHABILITATION CENTER	NH	5/11/2020 12:51:00 P..	0	0	1
POLK	HIGHLANDS LAKE CENTER	NH	5/11/2020 3:07:00 PM	7	54	23
POLK	PALM GARDEN OF WINTER HAVEN	NH	5/11/2020 3:42:00 PM	3	0	1
POLK	LAKELAND HILLS CENTER	NH	5/11/2020 12:50:00 P..	0	1	0
POLK	CONSULATE HEALTH CARE OF LAKELAND	NH	5/11/2020 3:51:00 PM	2	4	3
POLK	BRANDYWYNE HEALTH CARE CENTER	NH	5/10/2020 9:31:00 PM	23	0	15
POLK	SPRING HAVEN RETIREMENT COMMUNITY	ALF	5/11/2020 11:59:00 ..	0	0	1
POLK	GRAND VILLA OF LAKELAND	ALF	5/11/2020 12:22:00 P..	0	0	1
PUTNAM	SOLARIS HEALTHCARE PALATKA	NH	5/11/2020 6:53:00 PM	11	2	13
SARASOTA	SARASOTA POINT REHABILITATION CENTER	NH	5/11/2020 1:26:00 PM	10	10	4
SARASOTA	CONSULATE HEALTH CARE OF SARASOTA	NH	5/11/2020 12:26:00 P..	0	1	0
SARASOTA	SUNSHINE HARBOR HOSPITAL	NH	5/11/2020 3:31:00 PM	1	1	0

SARASOTA	PLYMOUTH HARBOR INCORPORATED	NH	5/11/2020 3:21:00 PM	1	1	0
SARASOTA	MAGNOLIA HEALTH AND REHABILITATION CENTER	NH	5/11/2020 2:01:00 PM	0	1	0
SARASOTA	TARPON POINT NURSING AND REHABILITATION CENTER	NH	5/11/2020 3:44:00 PM	6	1	8
SARASOTA	SPRINGS AT LAKE POINTE WOODS	NH	5/11/2020 2:10:00 PM	0	7	1
SARASOTA	SUNNYSIDE NURSING HOME	NH	5/11/2020 4:36:00 PM	0	0	1
SARASOTA	PINES OF SARASOTA	NH	5/11/2020 1:19:00 PM	2	2	3
SARASOTA	CROSSBREEZE CARE CENTER	NH	5/11/2020 11:59:00 ..	0	10	1
SARASOTA	SARASOTA HEALTH AND REHABILITATION CENTER	NH	5/11/2020 1:16:00 PM	0	0	1
SARASOTA	BENEVA LAKES HEALTHCARE AND REHABILITATION CE..	NH	5/11/2020 1:26:00 PM	0	0	1
SARASOTA	ANGELS SENIOR LIVING AT SARASOTA	ALF	5/11/2020 9:44:00 PM	0	3	2
SARASOTA	MANGO PLACE	ALF	5/11/2020 7:35:00 PM	0	0	1
SARASOTA	ARDEN COURTS OF SARASOTA	ALF	5/11/2020 1:55:00 PM	0	0	1
SARASOTA	HARBORCHASE OF VENICE	ALF	5/11/2020 2:02:00 PM	1	1	0
SARASOTA	BROOKDALE DEER CREEK SARASOTA	ALF	5/11/2020 12:22:00 P..	0	10	1
SEMINOLE	TUSKAWILLA NURSING AND REHAB CENTER	NH	5/11/2020 2:06:00 PM	0	0	2
SEMINOLE	CONSULATE HEALTH CARE AT WEST ALTAMONTE	NH	5/11/2020 1:19:00 PM	4	1	1
SEMINOLE	ADVENTHEALTH CARE CENTER APOPKA SOUTH	NH	5/11/2020 1:12:00 PM	0	0	1
SEMINOLE	FERN PARK DEVELOPMENTAL CENTER	ICF	5/11/2020 11:56:00 ..	2	0	0
SEMINOLE	FAITH HOUSE ASSISTED LIVING FACILITY	ALF	5/10/2020 3:23:00 PM	0	0	1
SEMINOLE	ENGLISH ESTATES ASSISTED LIVING FACILITY INC	ALF	5/11/2020 10:39:00 ..	0	0	1
SEMINOLE	GRACIOUS AGE	ALF	5/11/2020 4:01:00 PM	0	0	2
SEMINOLE	BROOKDALE LAKE ORIENTA	ALF	5/11/2020 10:23:00 ..	0	1	0
ST. JOHNS	CLYDE E LASSEN STATE VETERANS NURSING HOME	NH	5/9/2020 5:12:00 PM	0	0	3
ST. JOHNS	SAMANTHA WILSON CARE CENTER	NH	5/11/2020 2:10:00 PM	0	0	1
ST. JOHNS	PONCE THERAPY CARE CENTER, THE	NH	5/11/2020 12:03:00 P..	3	0	2
ST. LUCIE	PALM GARDEN OF PORT ST. LUCIE	NH	5/11/2020 7:18:00 PM	1	0	0
ST. LUCIE	WATERCREST OF ST LUCIE WEST ASSISTED LIVING AND ..	ALF	5/11/2020 2:34:00 PM	0	0	1
ST. LUCIE	THE BROADMOOR ALF	ALF	5/11/2020 1:09:00 PM	3	11	6
SUMTER	BUFFALO CROSSING HEALTHCARE AND REHABILITATIO..	NH	5/11/2020 2:46:00 PM	0	1	3
SUMTER	OSPREY POINT NURSING CENTER	NH	5/11/2020 1:31:00 PM	0	2	0
SUWANNEE	SUWANNEE HEALTH AND REHABILITATION CENTER	NH	5/11/2020 1:58:00 PM	30	35	4
SUWANNEE	GOOD SAMARITAN CENTER	NH	5/11/2020 4:40:00 PM	0	0	1
SUWANNEE	DACIER MANOR	ALF	5/11/2020 1:58:00 PM	0	0	1
VOLUSIA	MAJESTIC OAKS	NH	5/11/2020 12:47:00 P..	0	0	1
VOLUSIA	ORANGE CITY NURSING AND REHAB CENTER	NH	5/11/2020 5:23:00 PM	1	0	2
VOLUSIA	COQUINA CENTER	NH	5/7/2020 1:16:00 PM	11	35	11
VOLUSIA	AVANTE AT ORMOND BEACH, INC	NH	5/11/2020 12:26:00 P..	0	0	2
VOLUSIA	GOOD SAMARITAN SOCIETY-DAYTONA	NH	5/11/2020 1:23:00 PM	0	0	1
VOLUSIA	DELTONA HEALTH CARE	NH	5/11/2020 12:56:00 P..	0	2	0
VOLUSIA	BRIDGEVIEW CENTER	NH	5/9/2020 4:27:00 PM	1	0	0
WAKULLA	EDEN SPRINGS NURSING AND REHAB CENTER	NH	5/11/2020 12:15:00 P..	1	0	5
WALTON	CHAUTAUQUA REHABILITATION AND NURSING CENTER	NH	5/10/2020 7:14:00 PM	14	0	15

Data in this report are provisional and subject to change. The information contained in this report reflects the current available information reported by each facility's staff to the Department via the Agency for Health Care Administration's Emergency Status System. The data are not cumulative but reflect the information available for current residents and staff with cases as of yesterday's date.

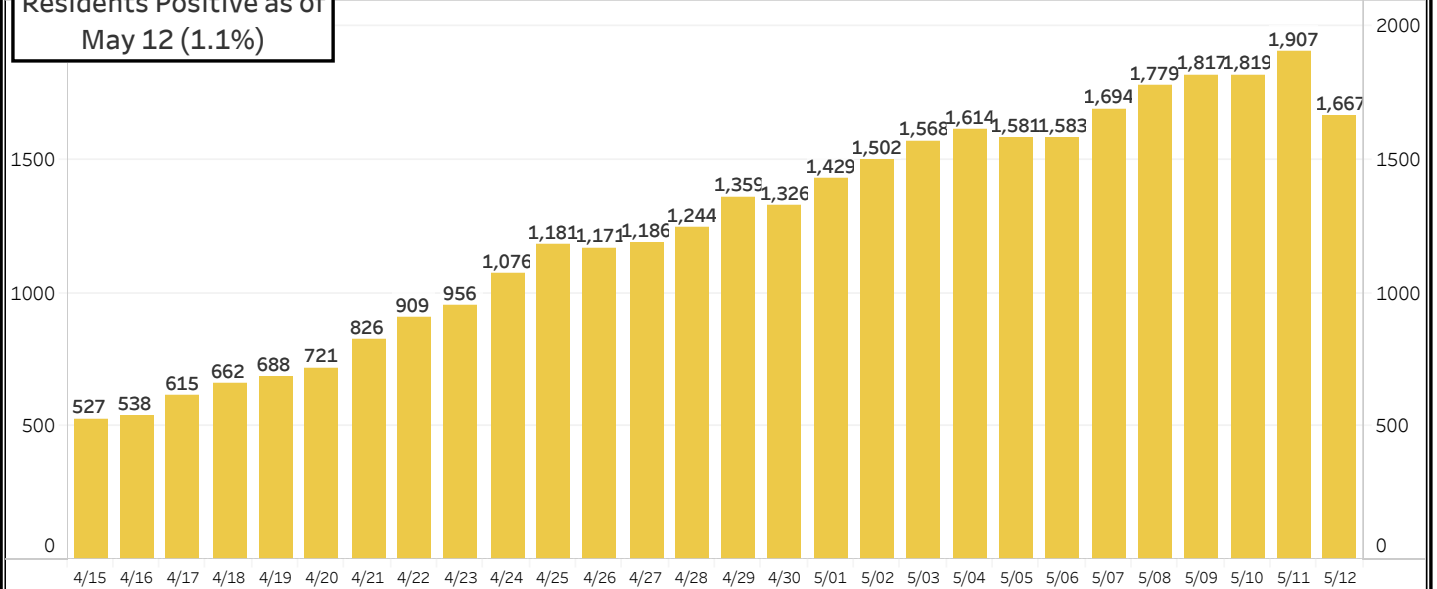
COVID in LTC

STATEWIDE: Bar Charts

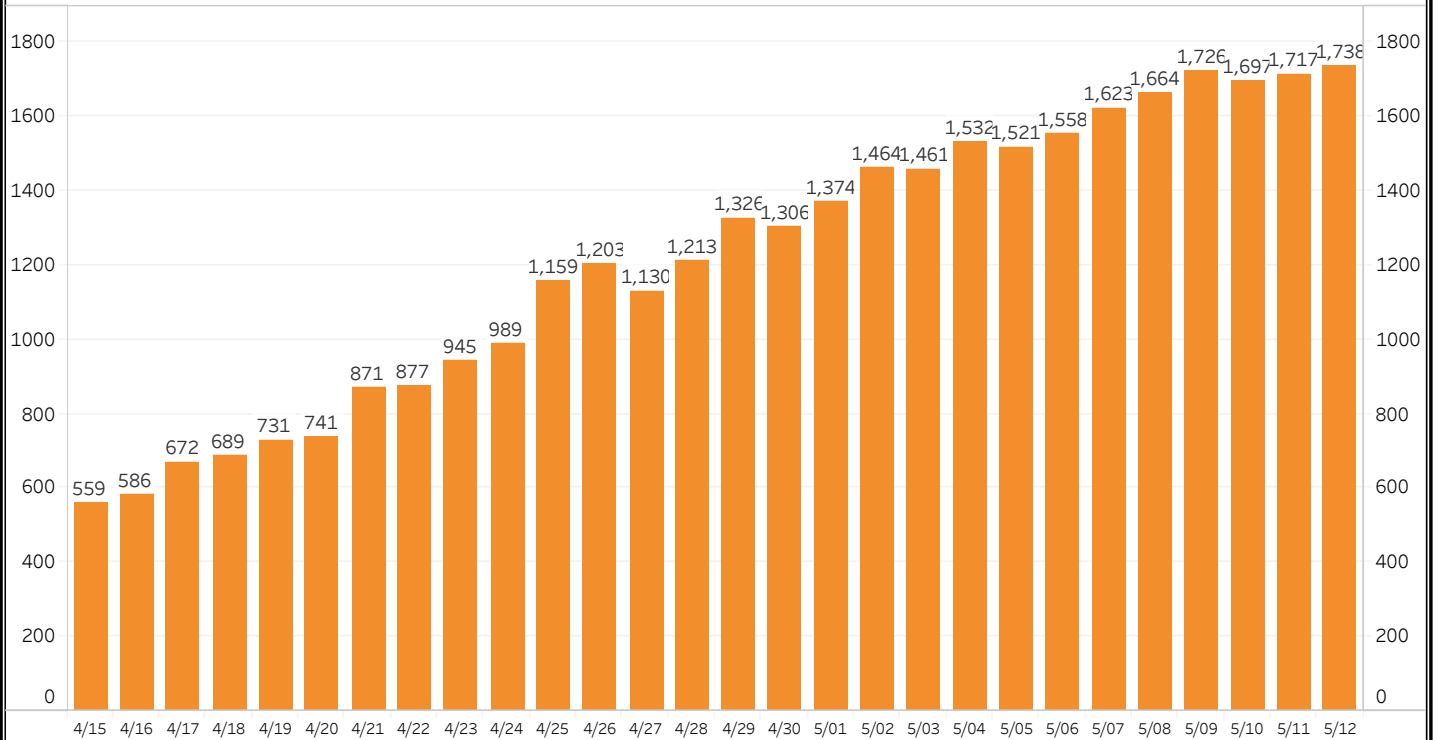
Last Updated: 5/11/2020 6:46:34 PM

1,667 of 147,204 Total Residents Positive as of May 12 (1.1%)

Current COVID Positive Residents (SNF & ALF)



Current COVID Positive Staff (SNF & ALF)



Data from AHCA ESS (Emergency Status System)

COVID positive residents and staff in Intermediate Care Facilities are not included in the bar chart totals. The data presented are reported by individual facilities and reporting errors may occur.

COVID in LTC ALACHUA

Last Updated: 5/11/2020 6:46:34 PM

6 Facilities in ALACHUA have
COVID Positive Cases as of
May 12

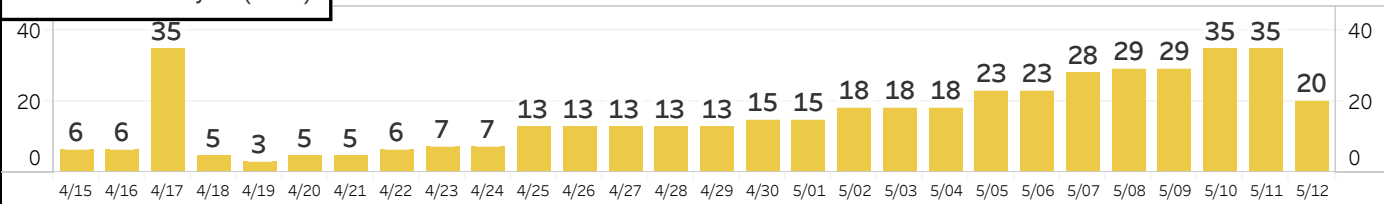
Current COVID Positive Residents & Staff (SNF, ALF & ICF-DD)

County	Facility Name	Provider Type	Update Time (UTC)	Positive Residents	Positive Residents Transferred	Positive Staff
TOTALS				20	42	18
ALACHUA	OAK HAMMOCK AT THE UNIVERSITY OF FLORIDA INC	NH	5/11/2020 1:47:00 PM	6	0	1
ALACHUA	PALM GARDEN OF GAINESVILLE	NH	5/11/2020 3:45:00 PM	0	1	0
ALACHUA	SIGNATURE HEALTHCARE OF GAINESVILLE	NH	5/11/2020 5:57:00 PM	0	1	0
ALACHUA	PARKLANDS CARE CENTER	NH	5/11/2020 3:21:00 PM	8	34	10
ALACHUA	OAK HAMMOCK AT THE UNIVERSITY OF FLORIDA	ALF	5/11/2020 1:50:00 PM	6	6	6
ALACHUA	BROOKDALE GAINESVILLE SOUTHWEST	ALF	5/11/2020 2:33:00 PM	0	0	1

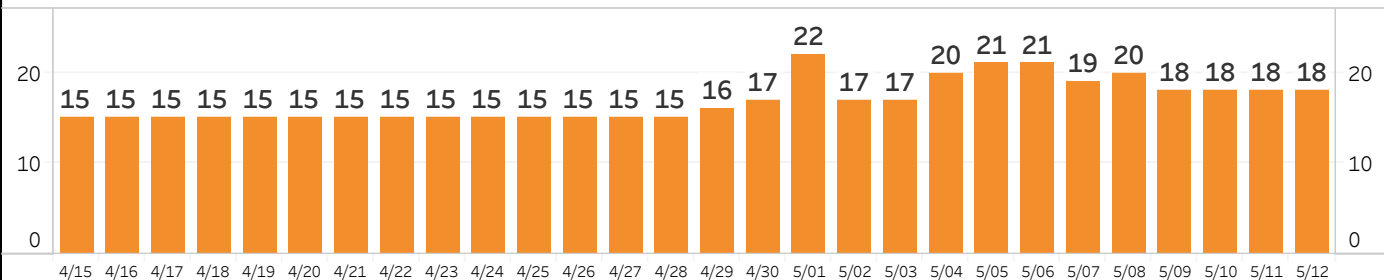
Data in this report are provisional and subject to change. The information contained in this report reflects the current available information reported by each facility's staff to the Department via the Agency for Health Care Administration's Emergency Status System. The data are not cumulative but reflect the information available for current residents and staff with cases as of yesterday's date.

20 of 1,744 Total Residents
Positive as of May 12 (1.1%)

Current COVID Positive Residents (SNF & ALF)



Current COVID Positive Staff (SNF & ALF)



Data from AHCA ESS (Emergency Status System)

COVID positive residents and staff in Intermediate Care Facilities are not included in the bar chart totals. The data presented are reported by individual facilities and reporting errors may occur.

COVID in LTC BAKER

Last Updated: 5/11/2020 6:46:34 PM

2 Facilities in BAKER
have COVID Positive
Cases as of May 12

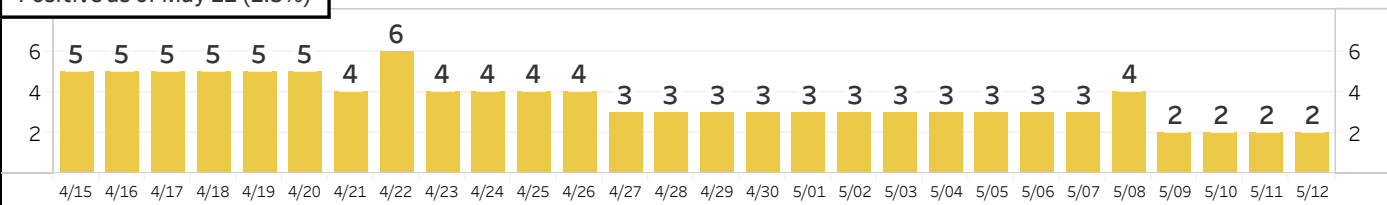
Current COVID Positive Residents & Staff (SNF, ALF & ICF-DD)

County	Facility Name	Provider Type	Update Time (UTC)	Positive Residents	Positive Residents Transferred	Positive Staff
TOTALS				2	1	1
BAKER	MACCLENNY NURSING AND REHAB CENTER	NH	5/11/2020 1:15:00 PM	2	0	1
BAKER	W FRANK WELLS NURSING HOME	NH	5/11/2020 1:13:00 PM	0	1	0

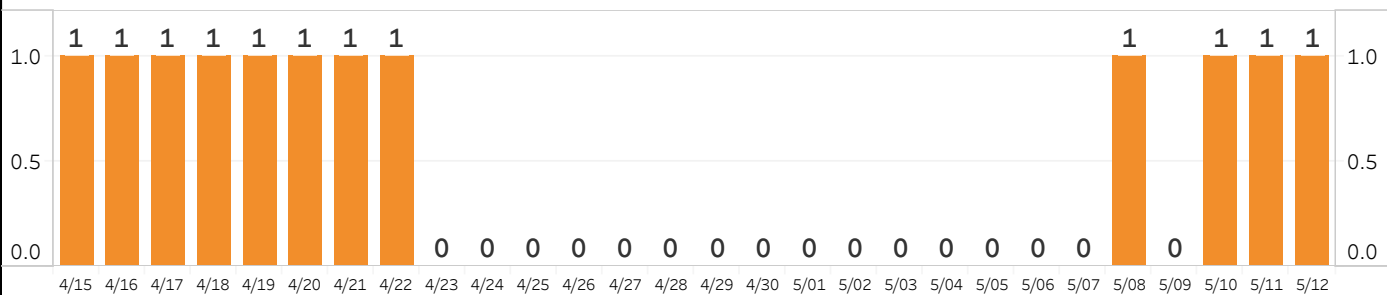
Data in this report are provisional and subject to change. The information contained in this report reflects the current available information reported by each facility's staff to the Department via the Agency for Health Care Administration's Emergency Status System. The data are not cumulative but reflect the information available for current residents and staff with cases as of yesterday's date.

2 of 131 Total Residents
Positive as of May 12 (1.5%)

Current COVID Positive Residents (SNF & ALF)



Current COVID Positive Staff (SNF & ALF)



Data from AHCA ESS (Emergency Status System)

COVID positive residents and staff in Intermediate Care Facilities are not included in the bar chart totals. The data presented are reported by individual facilities and reporting errors may occur.

COVID in LTC BAY

Last Updated: 5/11/2020 6:47:40 PM

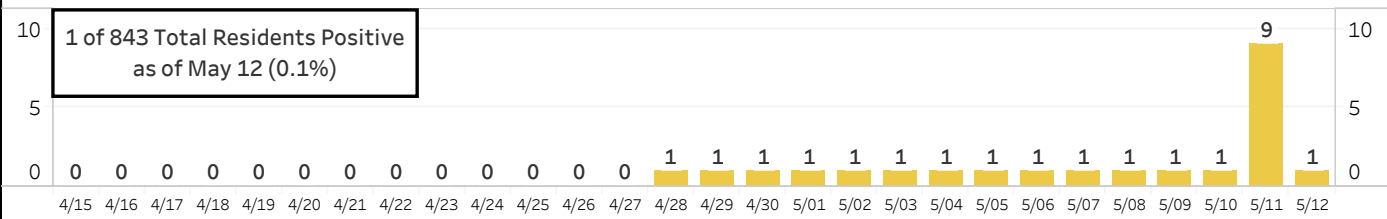
2 Facilities in BAY have
COVID Positive Cases
as of May 12

Current COVID Positive Residents & Staff (SNF, ALF & ICF-DD)

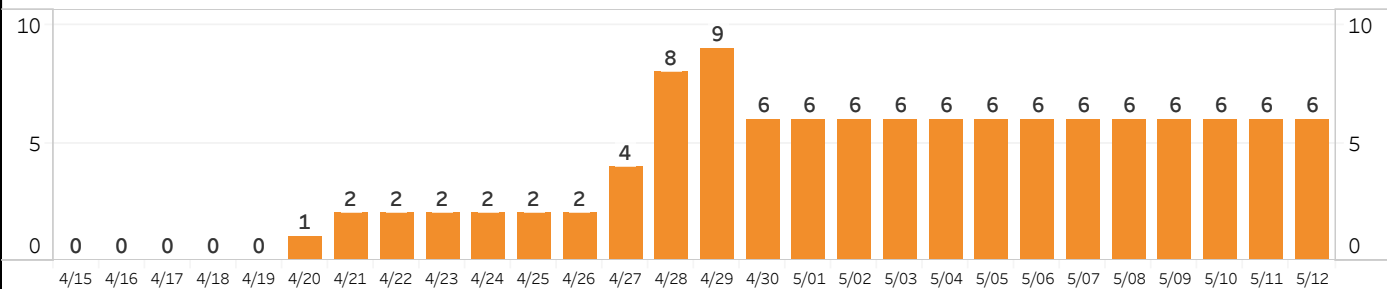
County	Facility Name	Provider Type	Update Time (UTC)	Positive Residents	Positive Residents Transferred	Positive Staff
TOTALS				1	0	6
BAY	CLIFFORD CHESTER SIMS STATE VETERANS NURSING HOME	NH	5/11/2020 1:48:00 PM	1	0	5
BAY	BROOKDALE PANAMA CITY	ALF	5/11/2020 2:59:00 PM	0	0	1

Data in this report are provisional and subject to change. The information contained in this report reflects the current available information reported by each facility's staff to the Department via the Agency for Health Care Administration's Emergency Status System. The data are not cumulative but reflect the information available for current residents and staff with cases as of yesterday's date.

Current COVID Positive Residents (SNF & ALF)



Current COVID Positive Staff (SNF & ALF)



Data from AHCA ESS (Emergency Status System)

COVID positive residents and staff in Intermediate Care Facilities are not included in the bar chart totals. The data presented are reported by individual facilities and reporting errors may occur.

COVID in LTC BRADFORD

Last Updated: 5/11/2020 6:47:40 PM

2 Facilities in BRADFORD
have COVID Positive Cases
as of May 12

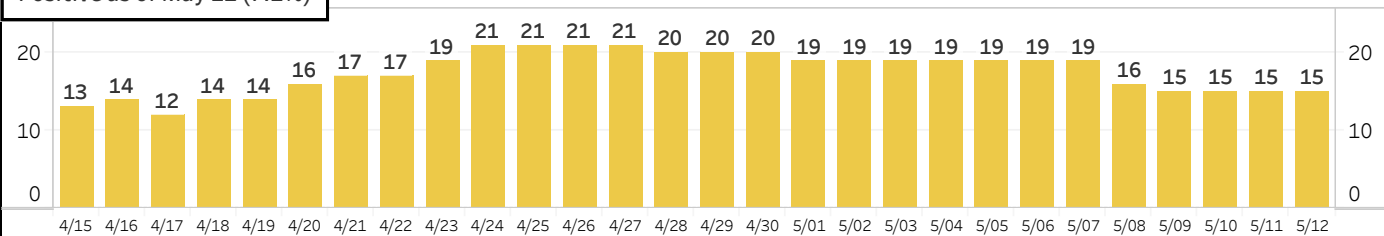
Current COVID Positive Residents & Staff (SNF, ALF & ICF-DD)

County	Facility Name	Provider Type	Update Time (UTC)	Positive Residents	Positive Residents Transferred	Positive Staff
TOTALS				15	2	2
BRADFORD	WINDSOR HEALTH AND REHABILITATION CENTER	NH	5/11/2020 12:42:00 PM	11	2	1
BRADFORD	RIVERWOOD HEALTH & REHABILITATION CENTER	NH	5/11/2020 2:12:00 PM	4	0	1

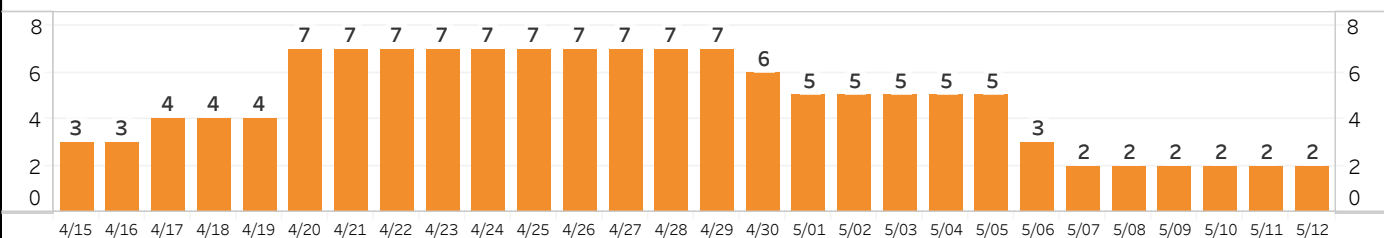
Data in this report are provisional and subject to change. The information contained in this report reflects the current available information reported by each facility's staff to the Department via the Agency for Health Care Administration's Emergency Status System. The data are not cumulative but reflect the information available for current residents and staff with cases as of yesterday's date.

15 of 211 Total Residents
Positive as of May 12 (7.1%)

Current COVID Positive Residents (SNF & ALF)



Current COVID Positive Staff (SNF & ALF)



Data from AHCA ESS (Emergency Status System)

COVID positive residents and staff in Intermediate Care Facilities are not included in the bar chart totals. The data presented are reported by individual facilities and reporting errors may occur.

COVID in LTC BREVARD

Last Updated: 5/11/2020 6:46:34 PM

6 Facilities in BREVARD have
COVID Positive Cases as of
May 12

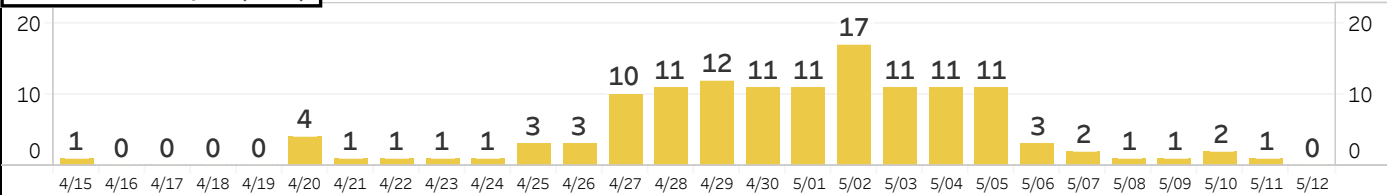
Current COVID Positive Residents & Staff (SNF, ALF & ICF-DD)

County	Facility Name	Provider Type	Update Time (UTC)	Positive Residents	Positive Residents Transferred	Positive Staff
TOTALS				0	4	6
BREVARD	ATLANTIC SHORES NURSING AND REHAB CENTER	NH	5/11/2020 6:11:00 PM	0	0	1
BREVARD	AVANTE AT MELBOURNE INC	NH	5/11/2020 1:53:00 PM	0	0	1
BREVARD	ZON BEACHSIDE LLC	ALF	5/11/2020 6:07:00 PM	0	0	1
BREVARD	GRAND VILLA OF MELBOURNE	ALF	5/11/2020 12:32:00 PM	0	0	2
BREVARD	GREENWOOD PLACE	ALF	5/10/2020 3:59:00 PM	0	4	0
BREVARD	BROOKSHIRE (THE)	ALF	5/11/2020 1:25:00 PM	0	0	1

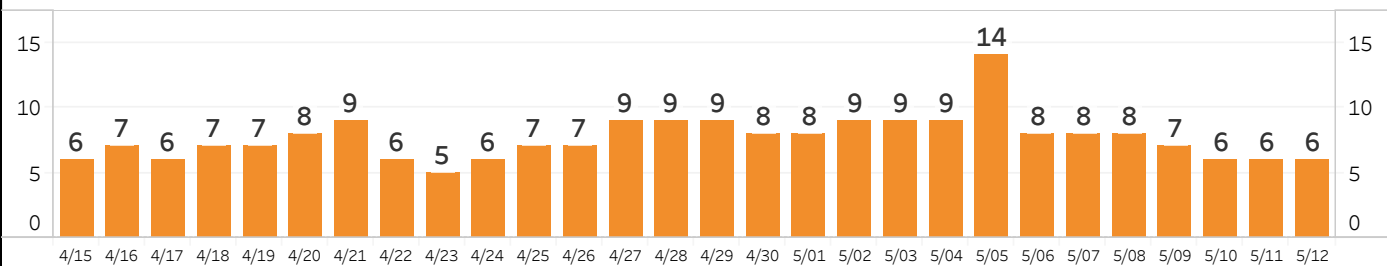
Data in this report are provisional and subject to change. The information contained in this report reflects the current available information reported by each facility's staff to the Department via the Agency for Health Care Administration's Emergency Status System. The data are not cumulative but reflect the information available for current residents and staff with cases as of yesterday's date.

0 of 4,982 Total Residents
Positive as of May 12 (0.0%)

Current COVID Positive Residents (SNF & ALF)



Current COVID Positive Staff (SNF & ALF)



Data from AHCA ESS (Emergency Status System)

COVID positive residents and staff in Intermediate Care Facilities are not included in the bar chart totals. The data presented are reported by individual facilities and reporting errors may occur.

COVID in LTC BROWARD

Last Updated: 5/11/2020 6:46:34 PM

54 Facilities in
BROWARD have COVID
Positive Cases as of
May 12

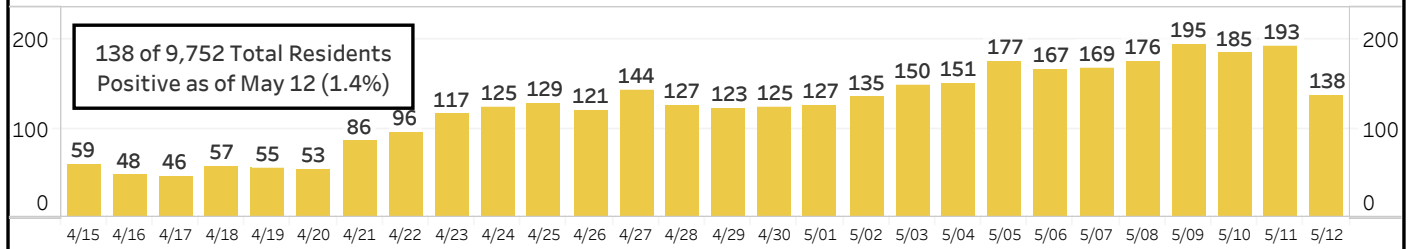
Current COVID Positive Residents & Staff (SNF, ALF & ICF-DD)

County	Facility Name	Provider Type	Update Time (UTC)	Positive Residents	Positive Residents Transferred	Positive Staff
TOTALS				138	214	206
BROWARD	GLADES WEST REHABILITATION AND NURSING CENTER	NH	5/11/2020 1:37:00 PM	0	2	0
BROWARD	LIFE CARE CENTER OF INVERRARY	NH	5/11/2020 3:12:00 PM	1	1	6
BROWARD	ALEXANDER "SANDY" NININGER STATE VETERANS NU..	NH	5/11/2020 12:06:00 P..	0	20	5
BROWARD	SOLARIS HEALTHCARE COCONUT CREEK	NH	5/11/2020 1:51:00 PM	0	1	1
BROWARD	COVENANT VILLAGE CARE CENTER	NH	5/11/2020 2:19:00 PM	0	2	9
BROWARD	COURT AT PALM AIRE, THE	NH	5/11/2020 1:27:00 PM	19	6	12
BROWARD	MANOR OAKS NURSING & REHABILITATION CENTER	NH	5/11/2020 1:03:00 PM	0	0	3
BROWARD	MEMORIAL MANOR	NH	5/11/2020 2:26:00 PM	0	8	8
BROWARD	SPRINGTREE REHABILITATION & HEALTH CARE CENTER	NH	5/11/2020 3:06:00 PM	0	0	3
BROWARD	REGENTS PARK OF SUNRISE	NH	5/11/2020 11:51:00 ..	0	2	1
BROWARD	NSPIRE HEALTHCARE LAUDERHILL	NH	5/11/2020 2:39:00 AM	46	12	16
BROWARD	NSPIRE HEALTHCARE TAMARAC	NH	5/11/2020 1:42:00 PM	0	2	4
BROWARD	WEST BROWARD REHABILITATION AND HEALTHCARE	NH	5/11/2020 1:44:00 PM	0	0	3
BROWARD	HILLCREST HEALTH CARE AND REHABILITATION CENTER	NH	5/11/2020 12:55:00 P..	0	3	5
BROWARD	TAMARAC REHABILITATION AND HEALTH CENTER, INC.	NH	5/11/2020 11:40:00 ..	1	1	8
BROWARD	SUNRISE HEALTH AND REHABILITATION CENTER	NH	5/11/2020 1:42:00 PM	0	0	3
BROWARD	ST. JOHN'S NURSING CENTER	NH	5/11/2020 8:33:00 PM	0	1	2
BROWARD	PLANTATION NURSING & REHABILITATION CENTER	NH	5/11/2020 1:28:00 PM	0	1	0
BROWARD	WILTON MANORS HEALTH & REHABILITATION CENTER	NH	5/11/2020 2:05:00 PM	0	0	2
BROWARD	FT LAUDERDALE HEALTH AND REHABILITATION CENTER	NH	5/11/2020 2:03:00 PM	7	3	5
BROWARD	MANOR PINES CONVALESCENT CENTER	NH	5/11/2020 1:57:00 PM	0	67	28
BROWARD	NSPIRE HEALTHCARE PLANTATION	NH	5/11/2020 6:42:00 PM	15	4	4
BROWARD	GOLFCREST HEALTHCARE CENTER	NH	5/11/2020 3:46:00 PM	0	11	2
BROWARD	POMPANO HEALTH AND REHABILITATION CENTER	NH	5/10/2020 3:35:00 PM	4	0	5
BROWARD	BROWARD NURSING & REHABILITATION CENTER	NH	5/11/2020 11:27:00 ..	2	2	6
BROWARD	MARGATE HEALTH AND REHABILITATION CENTER	NH	5/11/2020 1:11:00 PM	17	3	11
BROWARD	PALMS CARE CENTER	NH	5/11/2020 3:34:00 PM	11	9	14
BROWARD	BARC HOUSING INC.	ICF	5/11/2020 1:04:00 PM	0	0	1
BROWARD	OAKMONTE VILLAGE OF DAVIE	ALF	5/11/2020 1:45:00 PM	1	2	2
BROWARD	THE SHERIDAN AT COOPER CITY	ALF	5/11/2020 1:40:00 PM	0	1	1
BROWARD	SAEJCA'S CASTLE LLC	ALF	5/11/2020 12:31:00 P..	0	5	1
BROWARD	BUCKINGHAM PLACE, LLC	ALF	5/11/2020 2:40:00 PM	0	3	1
BROWARD	BRIGHT HORIZONS OF RAMBLEWOOD, INC.	ALF	5/11/2020 1:31:00 PM	0	4	1
BROWARD	PRESIDENTIAL PLACE	ALF	5/11/2020 12:58:00 P..	0	5	2
BROWARD	HARBORCHASE OF TAMARAC	ALF	5/11/2020 2:22:00 PM	0	8	12
BROWARD	SONATA COCONUT CREEK	ALF	5/11/2020 2:34:00 PM	2	0	0
BROWARD	PENINSULA (THE)	ALF	5/11/2020 1:06:00 PM	0	0	1
BROWARD	OMEGA GROUP OF SOUTH FLORIDA, INC.	ALF	5/11/2020 1:05:00 PM	1	2	1
BROWARD	THE COURT AT PALM AIRE	ALF	5/11/2020 12:40:00 P..	0	1	0
BROWARD	GRAND VILLA OF DEERFIELD BEACH	ALF	5/11/2020 12:26:00 P..	0	0	1
BROWARD	FIVE STAR PREMIER RESIDENCES OF HOLLYWOOD	ALF	5/11/2020 2:13:00 PM	3	0	6
BROWARD	GOOD HOPE MANOR	ALF	5/11/2020 3:02:00 PM	4	0	2
BROWARD	WESTCHESTER OF SUNRISE	ALF	5/11/2020 12:48:00 P..	0	1	0
BROWARD	VILLA RIO VISTA	ALF	5/11/2020 3:31:00 PM	0	1	0
BROWARD	LIVEWELL AT CORAL PLAZA	ALF	5/11/2020 1:47:00 PM	1	0	1
BROWARD	THE PRESERVE AT PALM AIRE	ALF	5/11/2020 1:15:00 PM	0	1	1
BROWARD	ATRIA WILLOW WOOD	ALF	5/11/2020 6:57:00 PM	0	11	1
BROWARD	WINDSOR PLACE RETIREMENT HOME	ALF	5/11/2020 4:56:00 AM	1	0	0
BROWARD	AVALON PARK RETIREMENT RESIDENCE, INC.	ALF	5/11/2020 1:21:00 PM	1	6	0
BROWARD	ST JOSEPH RESIDENCE, INC.	ALF	5/11/2020 2:00:00 PM	0	0	1
BROWARD	NORTH LAKE RETIREMENT HOME INC	ALF	5/11/2020 1:35:00 PM	0	0	1
BROWARD	LINCOLN MANOR	ALF	5/11/2020 9:50:00 AM	0	0	1
BROWARD	FIVE STAR PREMIER RESIDENCES OF PLANTATION	ALF	5/11/2020 12:29:00 P..	1	1	1
BROWARD	PACIFICA SENIOR LIVING FOREST TRACE	ALF	5/10/2020 3:46:00 PM	0	1	1

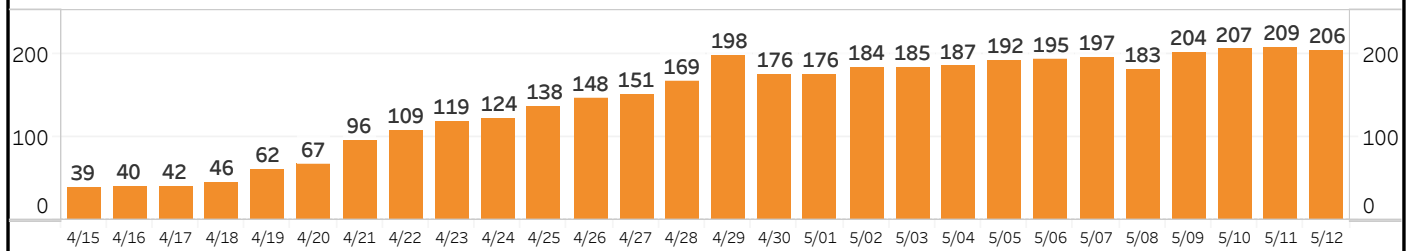
Continued: COVID in LTC

BROWARD

Current COVID Positive Residents (SNF & ALF)



Current COVID Positive Staff (SNF & ALF)



Data from AHCA ESS (Emergency Status System)

COVID positive residents and staff in Intermediate Care Facilities are not included in the bar chart totals. The data presented are reported by individual facilities and reporting errors may occur.

Data in this report are provisional and subject to change. The information contained in this report reflects the current available information reported by each facility's staff to the Department via the Agency for Health Care Administration's Emergency Status System. The data are not cumulative but reflect the information available for current residents and staff with cases as of yesterday's date.

COVID in LTC CALHOUN

Last Updated: 5/11/2020 6:46:34 PM

2 Facilities in CALHOUN
have COVID Positive Cases
as of May 12

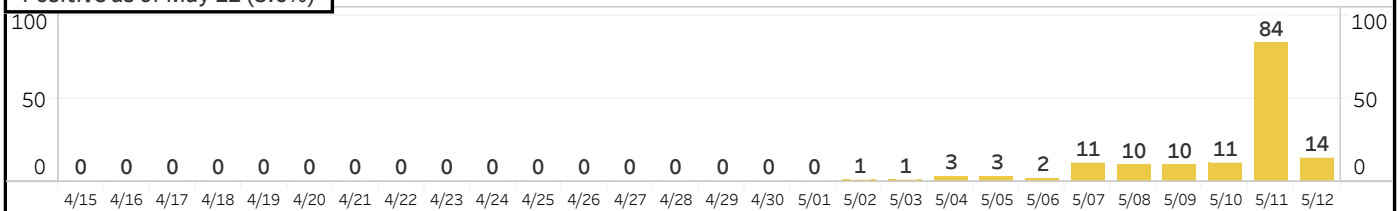
Current COVID Positive Residents & Staff (SNF, ALF & ICF-DD)

County	Facility Name	Provider Type	Update Time (UTC)	Positive Residents	Positive Residents Transferred	Positive Staff
TOTALS				14	4	10
CALHOUN	BLOUNTSTOWN HEALTH AND REHABILITATION CENTER	NH	5/11/2020 3:57:00 PM	14	3	9
CALHOUN	RIVER VALLEY REHABILITATION CENTER	NH	5/11/2020 1:35:00 PM	0	1	1

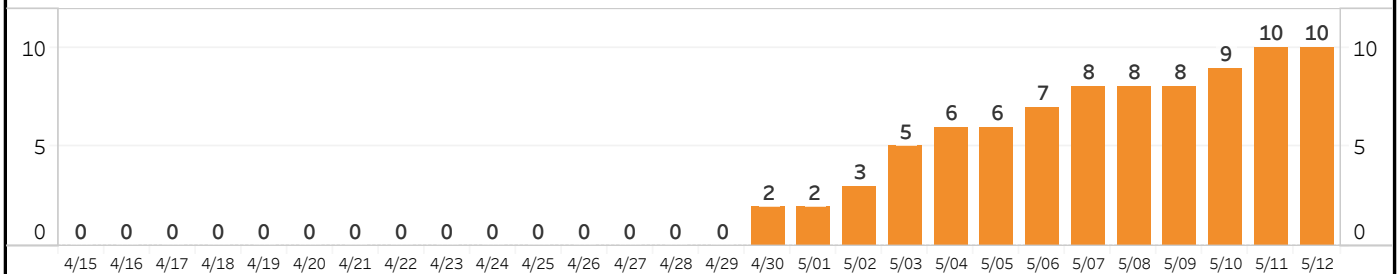
Data in this report are provisional and subject to change. The information contained in this report reflects the current available information reported by each facility's staff to the Department via the Agency for Health Care Administration's Emergency Status System. The data are not cumulative but reflect the information available for current residents and staff with cases as of yesterday's date.

14 of 248 Total Residents
Positive as of May 12 (5.6%)

Current COVID Positive Residents (SNF & ALF)



Current COVID Positive Staff (SNF & ALF)



Data from AHCA ESS (Emergency Status System)

COVID positive residents and staff in Intermediate Care Facilities are not included in the bar chart totals. The data presented are reported by individual facilities and reporting errors may occur.

COVID in LTC CALHOUN

Last Updated: 5/11/2020 6:46:34 PM

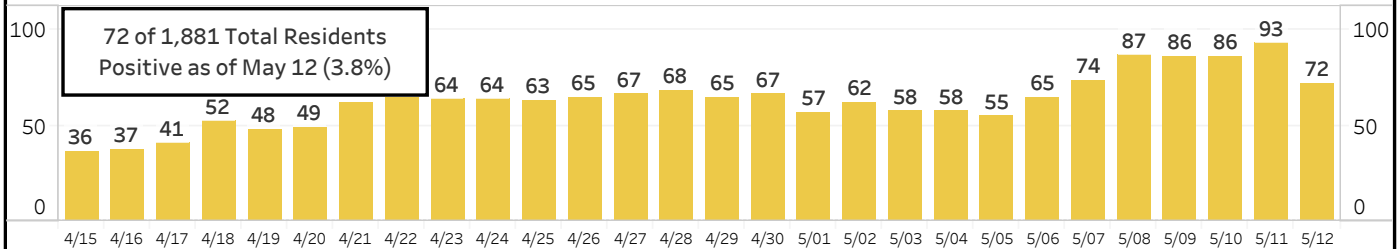
10 Facilities in CHARLOTTE
have COVID Positive Cases
as of May 12

Current COVID Positive Residents & Staff (SNF, ALF & ICF-DD)

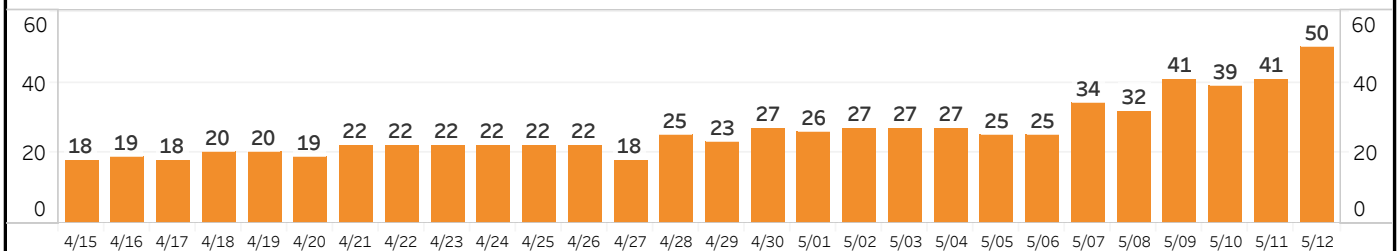
County	Facility Name	Provider Type	Update Time (UTC)	Positive Residents	Positive Residents Transferred	Positive Staff
TOTALS				72	32	50
CHARLOTTE	DOUGLAS JACOBSON STATE VETERANS NURSING HOME	NH	5/11/2020 6:43:00 AM	0	0	2
CHARLOTTE	SOLARIS HEALTHCARE CHARLOTTE HARBOR	NH	5/11/2020 1:11:00 PM	30	3	21
CHARLOTTE	VILLAGE PLACE HEALTH AND REHABILITATION CENTER	NH	5/11/2020 1:12:00 PM	0	1	0
CHARLOTTE	HARBOUR HEALTH CENTER	NH	5/11/2020 6:40:00 PM	6	8	13
CHARLOTTE	SIGNATURE HEALTHCARE OF PORT CHARLOTTE	NH	5/11/2020 1:01:00 PM	0	0	2
CHARLOTTE	LIFE CARE CENTER OF PUNTA GORDA	NH	5/11/2020 1:53:00 PM	12	4	10
CHARLOTTE	PORT CHARLOTTE REHABILITATION CENTER	NH	5/11/2020 12:15:00 P..	17	0	1
CHARLOTTE	VILLAGE PLACE RETIREMENT	ALF	5/11/2020 11:08:00 ..	0	2	0
CHARLOTTE	VICK STREET MANOR	ALF	5/11/2020 7:41:00 PM	1	1	0
CHARLOTTE	HARBOUR TERRACE	ALF	5/11/2020 1:21:00 PM	6	13	1

Data in this report are provisional and subject to change. The information contained in this report reflects the current available information reported by each facility's staff to the Department via the Agency for Health Care Administration's Emergency Status System. The data are not cumulative but reflect the information available for current residents and staff with cases as of yesterday's date.

Current COVID Positive Residents (SNF & ALF)



Current COVID Positive Staff (SNF & ALF)



Data from AHCA ESS (Emergency Status System)

COVID positive residents and staff in Intermediate Care Facilities are not included in the bar chart totals. The data presented are reported by individual facilities and reporting errors may occur.

COVID in LTC CITRUS

Last Updated: 5/11/2020 6:47:40 PM

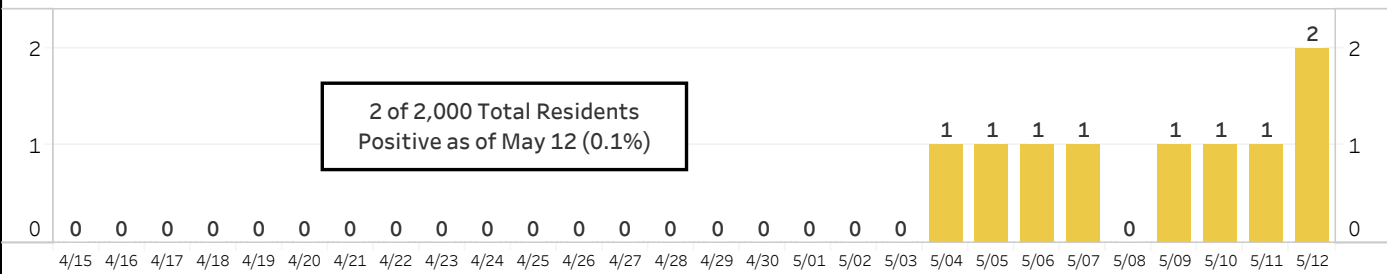
2 Facilities in CITRUS have
COVID Positive Cases as of
May 12

Current COVID Positive Residents & Staff (SNF, ALF & ICF-DD)

County	Facility Name	Provider Type	Update Time (UTC)	Positive Residents	Positive Residents Transferred	Positive Staff
TOTALS				2	0	0
CITRUS	SUPERIOR RESIDENCES OF LECANTO	ALF	5/11/2020 1:16:00 PM	1	0	0
CITRUS	SUNFLOWER SPRINGS LLC	ALF	5/8/2020 2:34:00 PM	1	0	0

Data in this report are provisional and subject to change. The information contained in this report reflects the current available information reported by each facility's staff to the Department via the Agency for Health Care Administration's Emergency Status System. The data are not cumulative but reflect the information available for current residents and staff with cases as of yesterday's date.

Current COVID Positive Residents (SNF & ALF)



Current COVID Positive Staff (SNF & ALF)

Data from AHCA ESS (Emergency Status System)

COVID positive residents and staff in Intermediate Care Facilities are not included in the bar chart totals. The data presented are reported by individual facilities and reporting errors may occur.

COVID in LTC CLAY

Last Updated: 5/11/2020 6:46:34 PM

9 Facilities in CLAY have
COVID Positive Cases as of
May 12

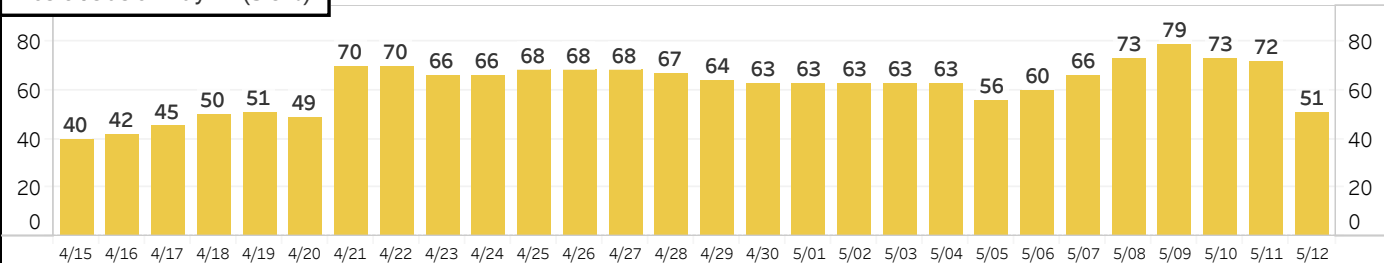
Current COVID Positive Residents & Staff (SNF, ALF & ICF-DD)

County	Facility Name	Provider Type	Update Time (UTC)	Positive Residents	Positive Residents Transferred	Positive Staff
TOTALS				51	17	19
CLAY	ISLE HEALTH & REHABILITATION CENTER	NH	5/11/2020 1:38:00 PM	0	0	1
CLAY	LIFE CARE CENTER AT WELLS CROSSING	NH	5/11/2020 12:32:00 P..	0	1	0
CLAY	LIFE CARE CENTER OF ORANGE PARK	NH	5/11/2020 2:55:00 PM	0	1	0
CLAY	HEARTLAND HEALTH CARE CENTER - ORANGE PARK	NH	5/11/2020 5:24:00 PM	22	0	15
CLAY	SIGNATURE HEALTHCARE OF ORANGE PARK	NH	5/11/2020 11:29:00 ..	0	0	1
CLAY	GOVERNORS CREEK HEALTH AND REHABILITATION	NH	5/11/2020 5:18:00 PM	27	12	0
CLAY	SEAGRASS VILLAGE OF FLEMING ISLAND	ALF	5/11/2020 7:45:00 PM	0	0	1
CLAY	DIAMOND ALF, LLC	ALF	5/11/2020 1:21:00 PM	2	3	0
CLAY	BROOKDALE ORANGE PARK	ALF	5/11/2020 12:37:00 P..	0	0	1

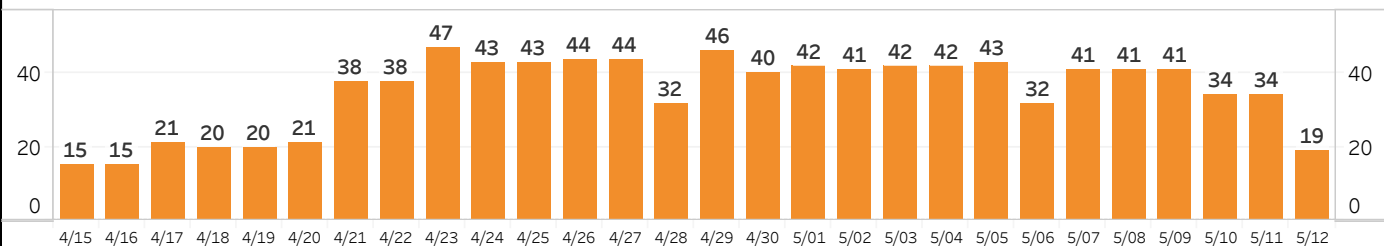
Data in this report are provisional and subject to change. The information contained in this report reflects the current available information reported by each facility's staff to the Department via the Agency for Health Care Administration's Emergency Status System. The data are not cumulative but reflect the information available for current residents and staff with cases as of yesterday's date.

51 of 1,323 Total Residents
Positive as of May 12 (3.9%)

Current COVID Positive Residents (SNF & ALF)



Current COVID Positive Staff (SNF & ALF)



Data from AHCA ESS (Emergency Status System)

COVID positive residents and staff in Intermediate Care Facilities are not included in the bar chart totals. The data presented are reported by individual facilities and reporting errors may occur.

COVID in LTC COLLIER

Last Updated: 5/11/2020 6:46:34 PM

13 Facilities in COLLIER
have COVID Positive Cases
as of May 12

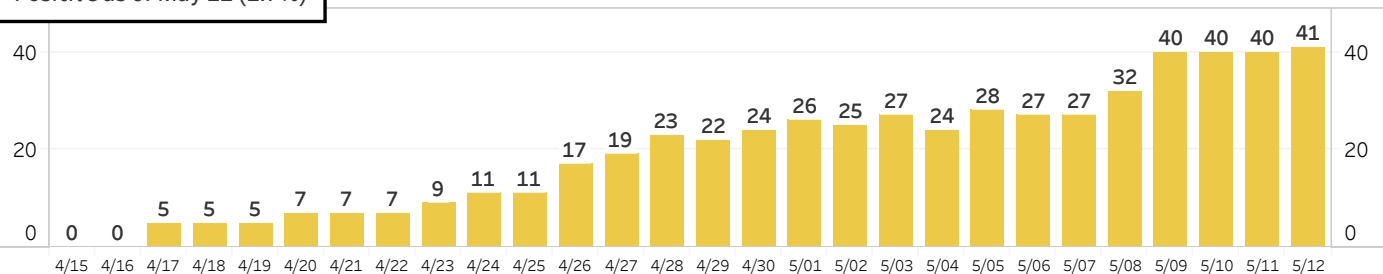
Current COVID Positive Residents & Staff (SNF, ALF & ICF-DD)

County	Facility Name	Provider Type	Update Time (UTC)	Positive Residents	Positive Residents Transferred	Positive Staff
TOTALS				41	55	39
COLLIER	BENTLEY CARE CENTER	NH	5/11/2020 2:39:00 PM	0	5	6
COLLIER	SOLARIS SENIOR LIVING NORTH NAPLES	NH	5/11/2020 12:18:00 P..	0	0	1
COLLIER	SOLARIS HEALTHCARE IMPERIAL	NH	5/11/2020 1:40:00 PM	0	0	2
COLLIER	MANORCARE AT LELY PALMS	NH	5/11/2020 1:06:00 PM	0	7	1
COLLIER	LAKESIDE PAVILION	NH	5/11/2020 12:30:00 P..	0	1	0
COLLIER	HERITAGE HEALTHCARE AND REHABILITATION CENTER	NH	5/11/2020 6:48:00 PM	6	17	4
COLLIER	MANORCARE NURSING AND REHABILITATION CENTER	NH	5/11/2020 9:23:00 PM	35	18	9
COLLIER	KEYSTONE PLACE AT NAPLES PRESERVE	ALF	5/11/2020 11:27:00 ..	0	1	1
COLLIER	ALL SEASONS IN NAPLES LLC	ALF	5/11/2020 1:46:00 PM	0	5	7
COLLIER	DISCOVERY VILLAGE AT NAPLES	ALF	5/11/2020 2:36:00 PM	0	1	0
COLLIER	TERRACINA GRAND	ALF	5/11/2020 12:33:00 P..	0	0	1
COLLIER	ORCHID TERRACE	ALF	5/11/2020 4:51:00 PM	0	0	1
COLLIER	BENTLEY VILLAGE	ALF	5/11/2020 2:34:00 PM	0	0	6

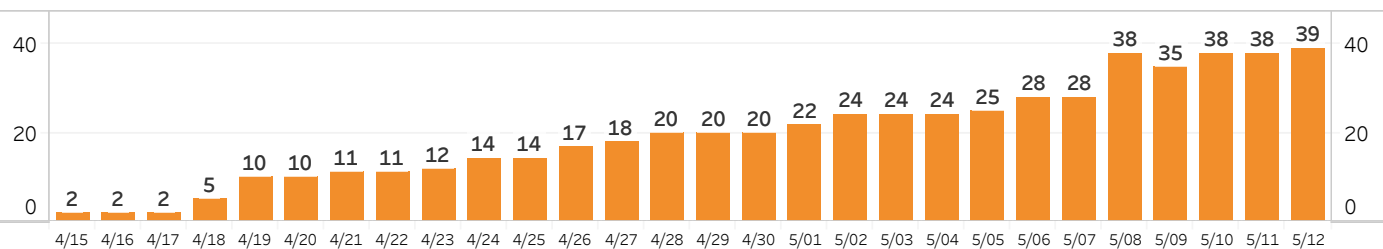
Data in this report are provisional and subject to change. The information contained in this report reflects the current available information reported by each facility's staff to the Department via the Agency for Health Care Administration's Emergency Status System. The data are not cumulative but reflect the information available for current residents and staff with cases as of yesterday's date.

41 of 2,473 Total Residents
Positive as of May 12 (1.7%)

Current COVID Positive Residents (SNF & ALF)



Current COVID Positive Staff (SNF & ALF)



Data from AHCA ESS (Emergency Status System)

COVID positive residents and staff in Intermediate Care Facilities are not included in the bar chart totals. The data presented are reported by individual facilities and reporting errors may occur.

COVID in LTC COLUMBIA

Last Updated: 5/11/2020 6:46:34 PM

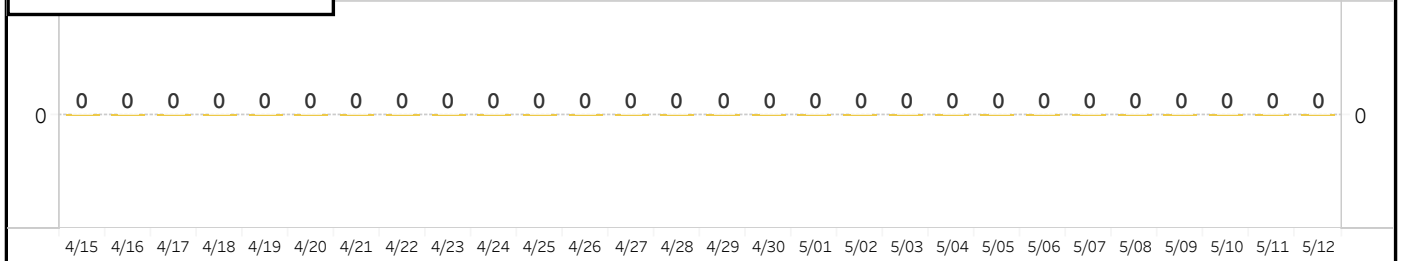
No facilities have COVID cases in this county.

Current COVID Positive Residents & Staff (SNF, ALF & ICF-DD)

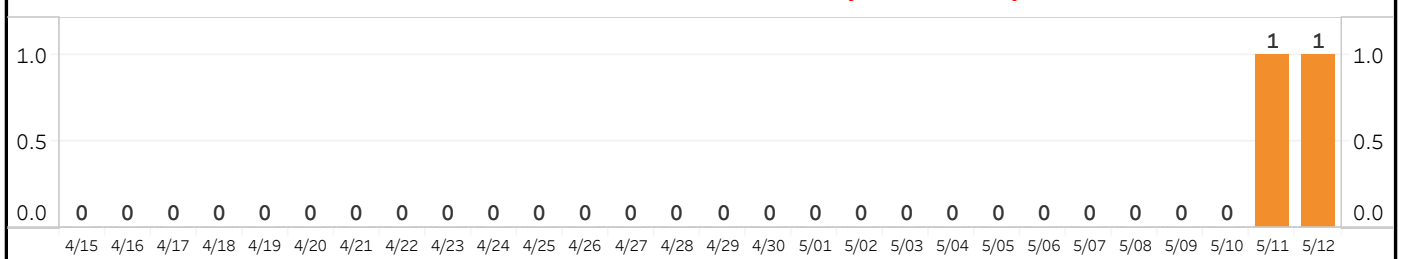
Data in this report are provisional and subject to change. The information contained in this report reflects the current available information reported by each facility's staff to the Department via the Agency for Health Care Administration's Emergency Status System. The data are not cumulative but reflect the information available for current residents and staff with cases as of yesterday's date.

0 of 755 Total Residents
Positive as of May 12 (0.0%)

Current COVID Positive Residents (SNF & ALF)



Current COVID Positive Staff (SNF & ALF)



Data from AHCA ESS (Emergency Status System)

COVID positive residents and staff in Intermediate Care Facilities are not included in the bar chart totals. The data presented are reported by individual facilities and reporting errors may occur.

No facilities have COVID cases in this county.

Current COVID Positive Residents & Staff (SNF, ALF & ICF-DD)

0 of 48 Total Residents
Positive as of May 12 (0.0%)

Date	Cases
4/15	0
4/16	0
4/17	0
4/18	0
4/19	0
4/20	0
4/21	0
4/22	0
4/23	0
4/24	0
4/25	0
4/26	0
4/27	0
4/28	0
4/29	0
4/30	0
5/01	0
5/02	0
5/03	0
5/04	0
5/05	0
5/06	0
5/07	0
5/08	0
5/09	0
5/10	0
5/11	0
5/12	0

Date	Value
4/15	0
4/16	0
4/17	0
4/18	0
4/19	0
4/20	0
4/21	0
4/22	0
4/23	0
4/24	0
4/25	0
4/26	0
4/27	0
4/28	0
4/29	0
4/30	0
5/01	0
5/02	0
5/03	0
5/04	0
5/05	0
5/06	0
5/07	0
5/08	0
5/09	0
5/10	0
5/11	0
5/12	0

COVID positive residents and staff in Intermediate Care Facilities are not included in the bar chart totals. The data presented are reported by individual facilities and reporting errors may occur.

COVID in LTC DESOTO

Last Updated: 5/11/2020 6:47:40 PM

1 Facilities in DESOTO
have COVID Positive
Cases as of May 12

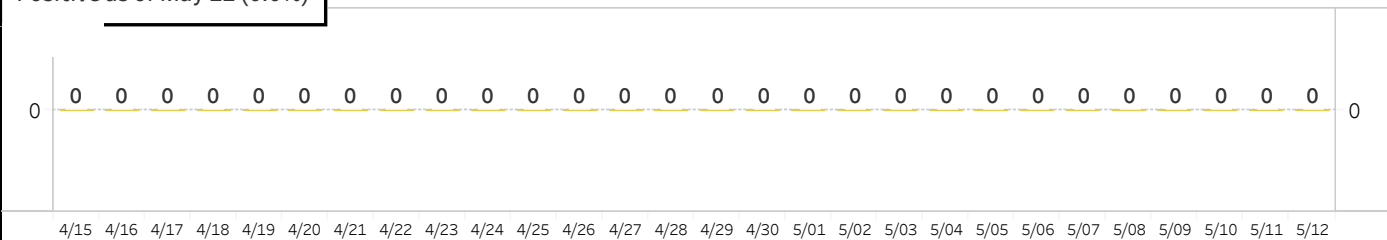
Current COVID Positive Residents & Staff (SNF, ALF & ICF-DD)

County	Facility Name	Provider Type	Update Time (UTC)	Positive Residents	Positive Residents Transferred	Positive Staff
TOTALS				0	1	0
DESOTO	ARCADIA OAKS ASSISTED LIVING	ALF	5/11/2020 12:39:00 PM	0	1	0

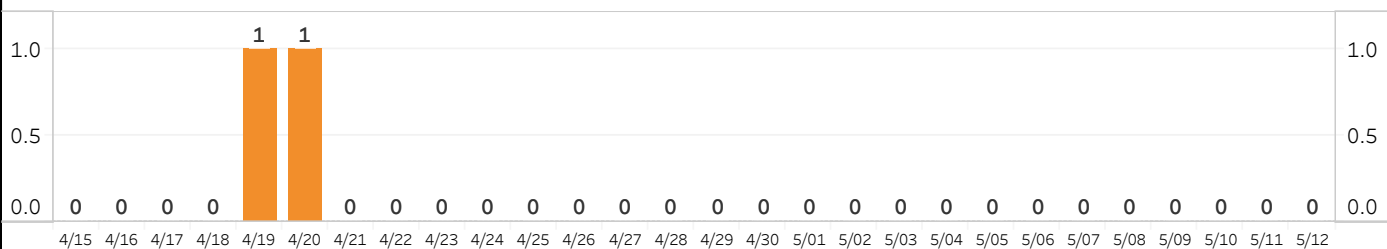
Data in this report are provisional and subject to change. The information contained in this report reflects the current available information reported by each facility's staff to the Department via the Agency for Health Care Administration's Emergency Status System. The data are n..

0 of 121 Total Residents
Positive as of May 12 (0.0%)

Current COVID Positive Residents (SNF & ALF)



Current COVID Positive Staff (SNF & ALF)



Data from AHCA ESS (Emergency Status System)

COVID positive residents and staff in Intermediate Care Facilities are not included in the bar chart totals. The data presented are reported by individual facilities and reporting errors may occur.

COVID in LTC DUVAL

Last Updated: 5/11/2020 6:47:40 PM

18 Facilities in DUVAL
have COVID Positive
Cases as of May 12

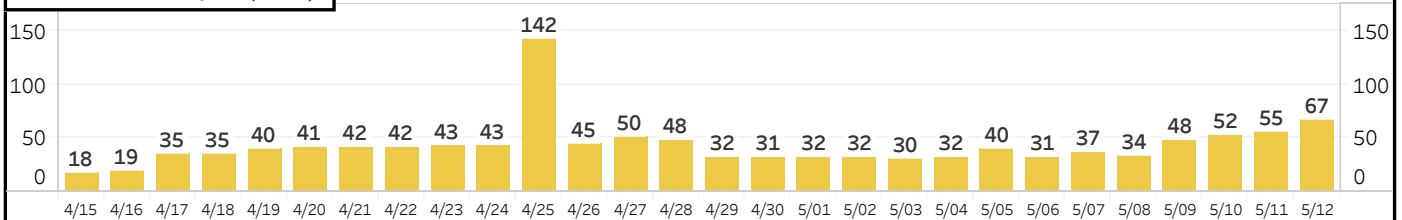
Current COVID Positive Residents & Staff (SNF, ALF & ICF-DD)

County	Facility Name	Provider Type	Update Time (UTC)	Positive Residents	Positive Residents Transferred	Positive Staff
TOTALS				67	36	52
DUVAL	DOLPHIN POINTE HEALTH CARE CENTER	NH	5/11/2020 2:33:00 PM	28	5	0
DUVAL	WOODLAND GROVE HEALTH & REHABILITATION CENTER	NH	5/11/2020 5:42:00 PM	1	0	1
DUVAL	BARTRAM CROSSING	NH	5/11/2020 12:28:00 P..	0	0	2
DUVAL	FLEET LANDING	NH	5/11/2020 1:51:00 PM	0	0	1
DUVAL	JACKSONVILLE NURSING AND REHAB CENTER	NH	5/11/2020 5:01:00 PM	5	1	4
DUVAL	HARTS HARBOR HEALTH CARE CENTER	NH	5/11/2020 2:20:00 PM	1	3	3
DUVAL	LANIER REHABILITATION CENTER	NH	5/11/2020 1:26:00 PM	0	1	4
DUVAL	TERRACE OF JACKSONVILLE, THE	NH	5/11/2020 6:28:00 PM	1	0	0
DUVAL	UNIVERSITY CROSSING	NH	5/11/2020 1:47:00 PM	0	0	2
DUVAL	RIVERWOOD CENTER	NH	5/11/2020 6:43:00 PM	0	0	1
DUVAL	SIGNATURE HEALTHCARE OF JACKSONVILLE	NH	5/11/2020 1:32:00 PM	22	15	10
DUVAL	CATHEDRAL GERONTOLOGY CENTER, INC	NH	5/11/2020 1:03:00 PM	0	0	2
DUVAL	FIRST COAST HEALTH AND REHABILITATION CENTER	NH	5/11/2020 12:04:00 P..	0	0	1
DUVAL	FLORIDA MENTOR	ICF	5/11/2020 1:46:00 PM	9	4	9
DUVAL	BARTRAM LAKES ASSISTED LIVING	ALF	5/11/2020 12:34:00 P..	0	0	1
DUVAL	CAMELLIA AT DEERWOOD	ALF	5/11/2020 3:26:00 PM	0	7	9
DUVAL	BROOKDALE AVONDALE	ALF	5/11/2020 1:28:00 PM	0	0	1
DUVAL	FANNIE E. TAYLOR HOME FOR THE AGED-TAYLOR MAN..	ALF	5/10/2020 1:18:00 PM	0	0	1

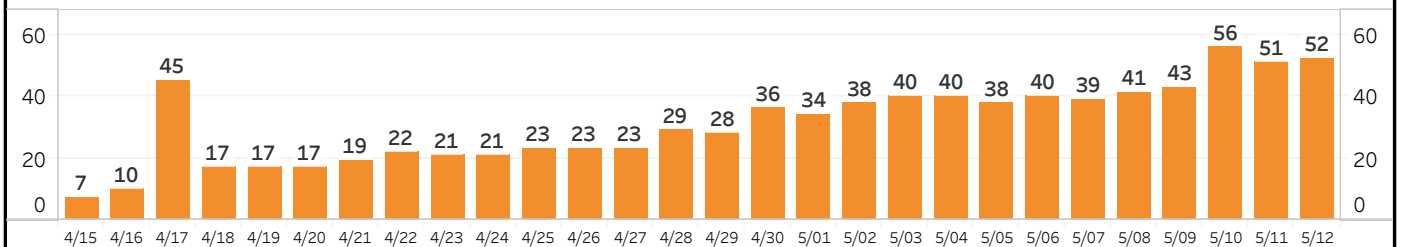
Data in this report are provisional and subject to change. The information contained in this report reflects the current available information reported by each facility's staff to the Department via the Agency for Health Care Administration's Emergency Status System. The data are not cumulative but reflect the information available for current residents and staff with cases as of yesterday's date.

67 of 6,514 Total Residents
Positive as of May 12 (1.0%)

Current COVID Positive Residents (SNF & ALF)



Current COVID Positive Staff (SNF & ALF)



Data from AHCA ESS (Emergency Status System)

COVID positive residents and staff in Intermediate Care Facilities are not included in the bar chart totals. The data presented are reported by individual facilities and reporting errors may occur.

COVID in LTC ESCAMBIA

Last Updated: 5/11/2020 6:46:34 PM

13 Facilities in ESCAMBIA
have COVID Positive Cases
as of May 12

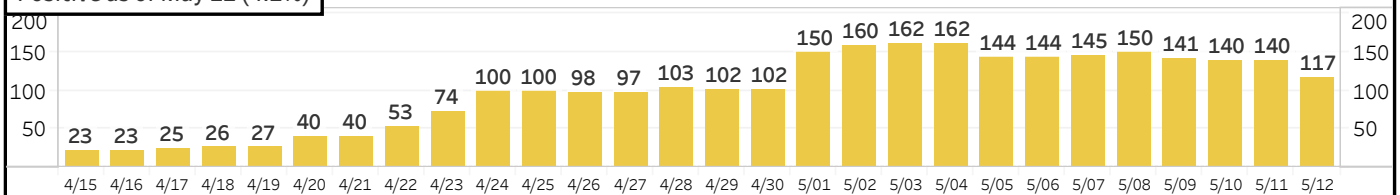
Current COVID Positive Residents & Staff (SNF, ALF & ICF-DD)

County	Facility Name	Provider Type	Update Time (UTC)	Positive Residents	Positive Residents Transferred	Positive Staff
TOTALS				117	6	33
ESCAMBIA	OLIVE BRANCH HEALTH AND REHABILITATION CENTER	NH	5/11/2020 4:27:00 PM	0	1	0
ESCAMBIA	SPECIALTY HEALTH AND REHABILITATION CENTER	NH	5/11/2020 12:26:00 P..	0	1	0
ESCAMBIA	SOUTHERN OAKS CARE CENTER	NH	5/11/2020 2:22:00 PM	70	4	3
ESCAMBIA	HAVEN OF OUR LADY OF PEACE	NH	5/11/2020 2:40:00 PM	0	0	1
ESCAMBIA	ROSEWOOD HEALTHCARE AND REHABILITATION CENTE..	NH	5/11/2020 1:40:00 PM	11	0	2
ESCAMBIA	BAYSIDE HEALTH AND REHABILITATION CENTER	NH	5/11/2020 2:18:00 PM	33	0	15
ESCAMBIA	PENSACOLA DEVELOPMENTAL CENTER	ICF	5/11/2020 2:38:00 PM	0	0	2
ESCAMBIA	FLORIDA MENTOR	ICF	5/11/2020 11:27:00 ..	0	0	1
ESCAMBIA	NEW HORIZONS OF NORTHWEST FLORIDA, INC.	ICF	5/11/2020 2:38:00 PM	1	0	1
ESCAMBIA	WINDERMERE MEMORY CARE INC	ALF	5/11/2020 4:39:00 PM	1	0	0
ESCAMBIA	BROOKDALE PENSACOLA	ALF	5/11/2020 1:40:00 PM	1	0	6
ESCAMBIA	ASBURY PLACE	ALF	5/11/2020 7:26:00 PM	0	0	1
ESCAMBIA	HOMESTEAD VILLAGE RETIREMENT COMMUNITY	ALF	5/11/2020 1:02:00 PM	0	0	1

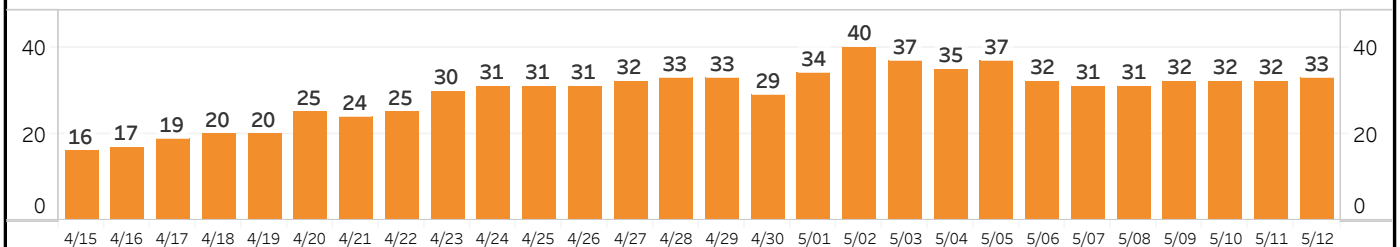
Data in this report are provisional and subject to change. The information contained in this report reflects the current available information reported by each facility's staff to the Department via the Agency for Health Care Administration's Emergency Status System. The data are not cumulative but reflect the information available for current residents and staff with cases as of yesterday's date.

117 of 2,860 Total Residents
Positive as of May 12 (4.1%)

Current COVID Positive Residents (SNF & ALF)



Current COVID Positive Staff (SNF & ALF)



Data from AHCA ESS (Emergency Status System)

COVID positive residents and staff in Intermediate Care Facilities are not included in the bar chart totals. The data presented are reported by individual facilities and reporting errors may occur.

COVID in LTC FLAGLER

Last Updated: 5/11/2020 6:46:34 PM

2 Facilities in FLAGLER
have COVID Positive
Cases as of May 12

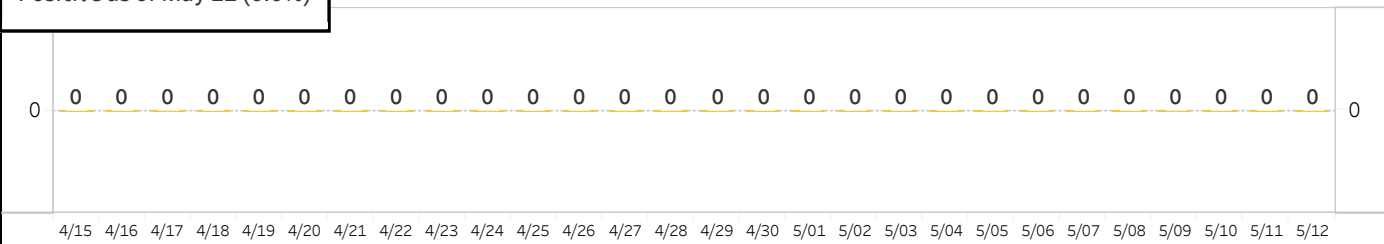
Current COVID Positive Residents & Staff (SNF, ALF & ICF-DD)

County	Facility Name	Provider Type	Update Time (UTC)	Positive Residents	Positive Residents Transferred	Positive Staff
TOTALS				0	0	2
FLAGLER	PRINCETON VILLAGE OF PALM COAST	ALF	5/11/2020 11:44:00 ..	0	0	1
FLAGLER	BROOKDALE PALM COAST	ALF	5/11/2020 1:34:00 PM	0	0	1

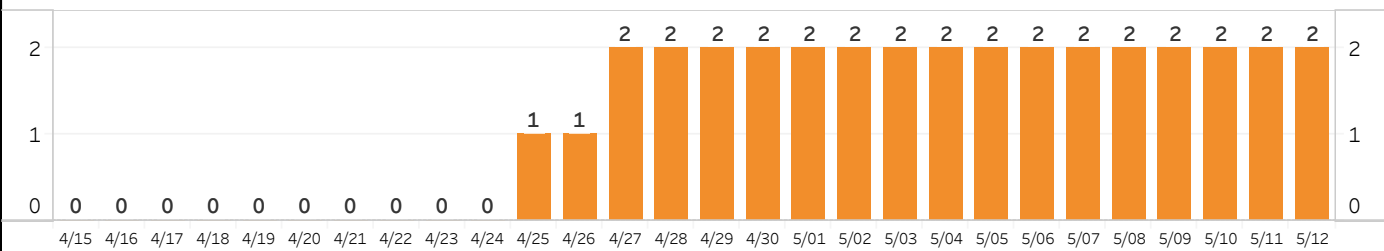
Data in this report are provisional and subject to change. The information contained in this report reflects the current available information reported by each facility's staff to the Department via the Agency for Health Care Administration's Emergency Status System. The data are not cumulative but reflect the information available for current residents and staff with cases as of yesterday's date.

0 of 616 Total Residents
Positive as of May 12 (0.0%)

Current COVID Positive Residents (SNF & ALF)



Current COVID Positive Staff (SNF & ALF)



Data from AHCA ESS (Emergency Status System)

COVID positive residents and staff in Intermediate Care Facilities are not included in the bar chart totals. The data presented are reported by individual facilities and reporting errors may occur.

COVID in LTC FRANKLIN

Last Updated: 5/11/2020 6:46:34 PM

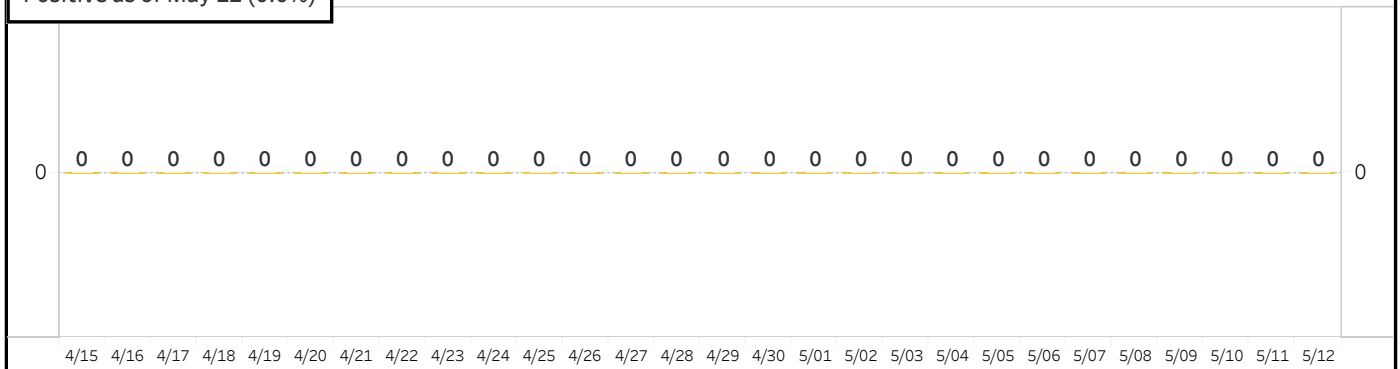
No facilities have
COVID cases in this
county.

Current COVID Positive Residents & Staff (SNF, ALF & ICF-DD)

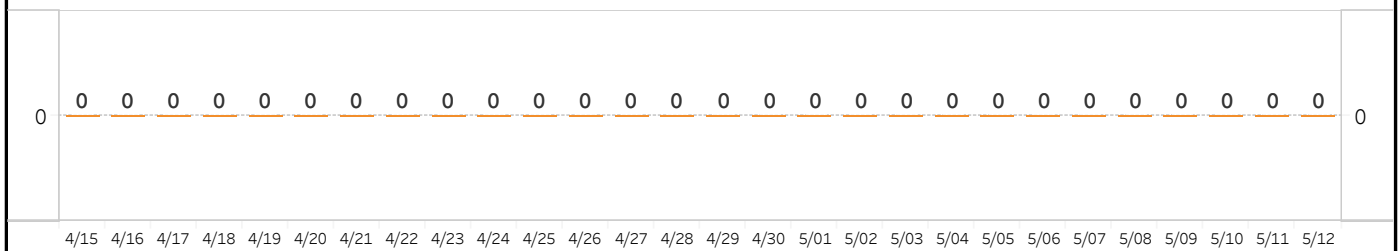
Data in this report are provisional and subject to change. The information contained in this report reflects the current available information reported by each facility's staff to the Department via the Agency for Health Care Administration's Emergency Status System. The data are not cumulative but reflect the information available for current residents and staff with cases as of yesterday's date.

0 of 73 Total Residents
Positive as of May 12 (0.0%)

Current COVID Positive Residents (SNF & ALF)



Current COVID Positive Staff (SNF & ALF)



Data from AHCA ESS (Emergency Status System)

COVID positive residents and staff in Intermediate Care Facilities are not included in the bar chart totals. The data presented are reported by individual facilities and reporting errors may occur.

COVID in LTC GADSDEN

Last Updated: 5/11/2020 6:46:34 PM

2 Facilities in
GADSDEN have
COVID Positive Cases
as of May 12

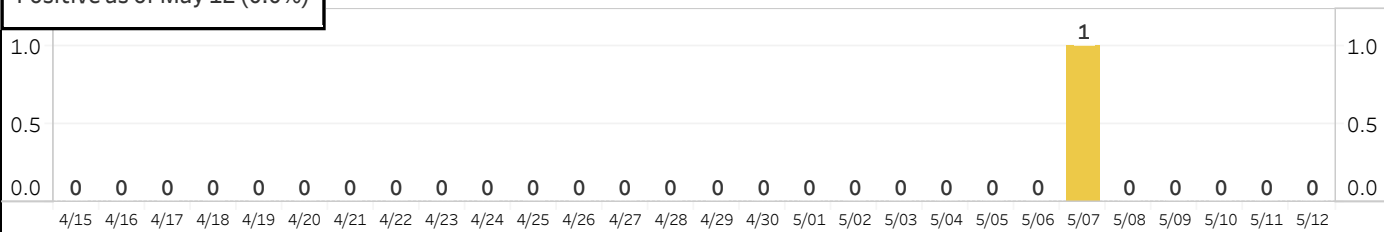
Current COVID Positive Residents & Staff (SNF, ALF & ICF-DD)

County	Facility Name	Provider Type	Update Time (UTC)	Positive Residents	Positive Residents Transferred	Positive Staff
TOTALS				0	7	6
GADSDEN	RIVERCHASE HEALTH AND REHABILITATION CENTER	NH	5/11/2020 1:24:00 PM	0	7	5
GADSDEN	MAGNOLIA HOUSE	ALF	5/11/2020 12:57:00 P..	0	0	1

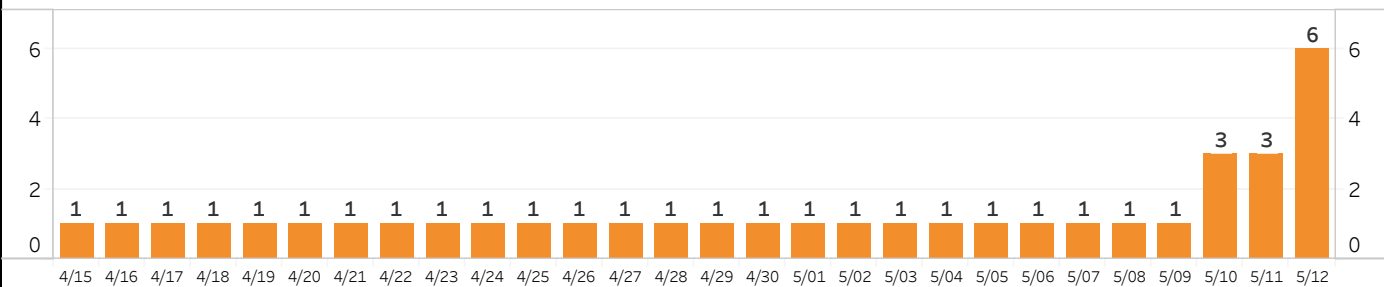
Data in this report are provisional and subject to change. The information contained in this report reflects the current available information reported by each facility's staff to the Department via the Agency for Health Care Administration's Emergency Status System. The data are not cumulative but reflect the information available for current residents and staff with cases as of yesterday's date.

0 of 148 Total Residents
Positive as of May 12 (0.0%)

Current COVID Positive Residents (SNF & ALF)



Current COVID Positive Staff (SNF & ALF)



Data from AHCA ESS (Emergency Status System)

COVID positive residents and staff in Intermediate Care Facilities are not included in the bar chart totals. The data presented are reported by individual facilities and reporting errors may occur.

COVID in LTC GILCHRIST

Last Updated: 5/11/2020 6:47:40 PM

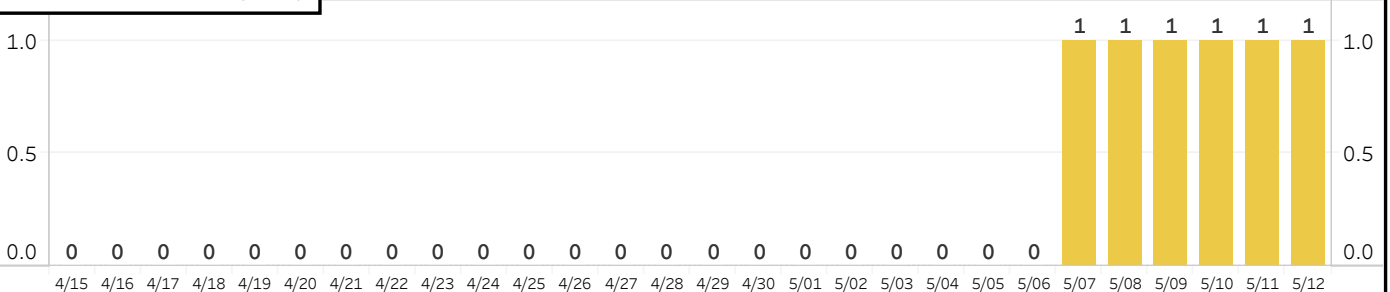
1 Facilities in
GILCHRIST have COVID
Positive Cases as of
May 12

Current COVID Positive Residents & Staff (SNF, ALF & ICF-DD)

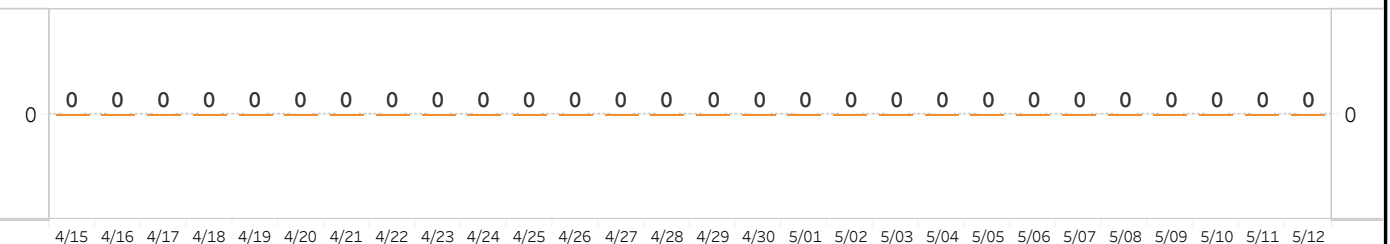
Data in this report are provisional and subject to change. The information contained in this report reflects the current available information reported by each facility's staff to the Department via the Agency for Health Care Administration's Emergency Status System. The data are not cumulative but reflect the information available for current residents and staff with cases as of yesterday's date.

1 of 158 Total Residents
Positive as of May 12 (0.6%)

Current COVID Positive Residents (SNF & ALF)



Current COVID Positive Staff (SNF & ALF)



Data from AHCA ESS (Emergency Status System)

COVID positive residents and staff in Intermediate Care Facilities are not included in the bar chart totals. The data presented are reported by individual facilities and reporting errors may occur.

COVID in LTC GLADES

Last Updated: 5/11/2020 6:46:34 PM

No facilities have
COVID cases in this
county.

Current COVID Positive Residents & Staff (SNF, ALF & ICF-DD)

Data in this report are provisional and subject to change. The information contained in this report reflects the current available information reported by each facility's staff to the Department via the Agency for Health Care Administration's Emergency Status System. The data are not cumulative but reflect the information available for current residents and staff with cases as of yesterday's date.

Current COVID Positive Residents (SNF & ALF)

None of None Total Residents
Positive as of None (None)

Current COVID Positive Staff (SNF & ALF)

Data from AHCA ESS (Emergency Status System)

COVID positive residents and staff in Intermediate Care Facilities are not included in the bar chart totals. The data presented are reported by individual facilities and reporting errors may occur.

COVID in LTC GULF

Last Updated: 5/11/2020 6:46:34 PM

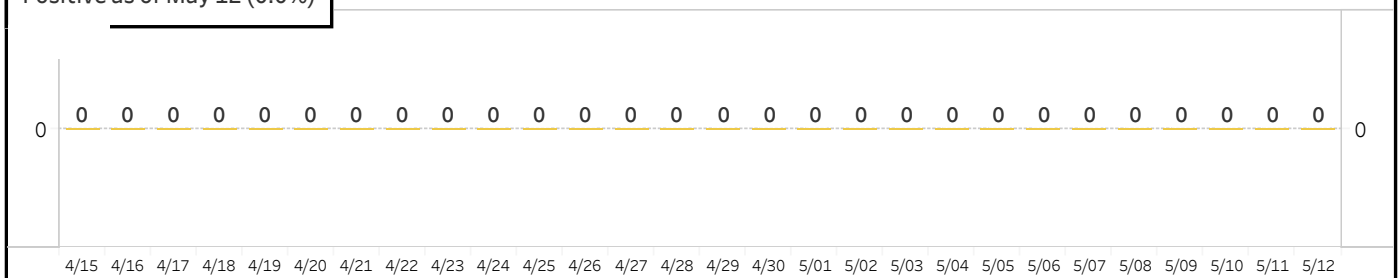
No facilities have COVID cases in this county.

Current COVID Positive Residents & Staff (SNF, ALF & ICF-DD)

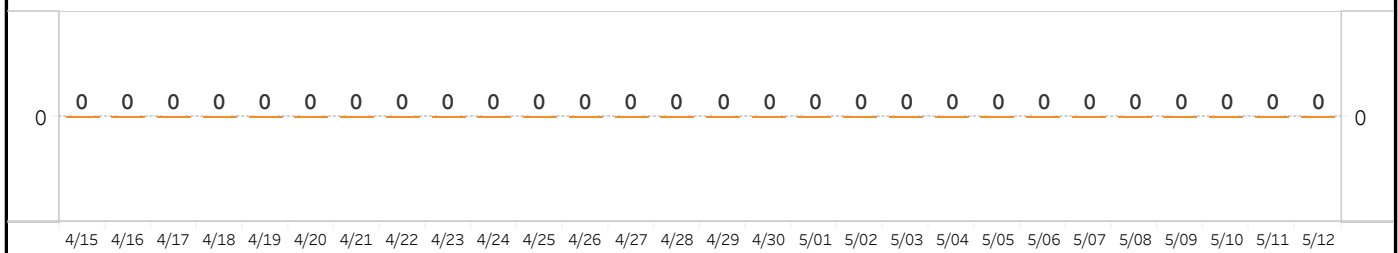
Data in this report are provisional and subject to change. The information contained in this report reflects the current available information reported by each facility's staff to the Department via the Agency for Health Care Administration's Emergency Status System. The data are not cumulative but reflect the information available for current residents and staff with cases as of yesterday's date.

0 of 89 Total Residents
Positive as of May 12 (0.0%)

Current COVID Positive Residents (SNF & ALF)



Current COVID Positive Staff (SNF & ALF)



Data from AHCA ESS (Emergency Status System)

COVID positive residents and staff in Intermediate Care Facilities are not included in the bar chart totals. The data presented are reported by individual facilities and reporting errors may occur.

COVID in LTC HAMILTON

Last Updated: 5/11/2020 6:46:34 PM

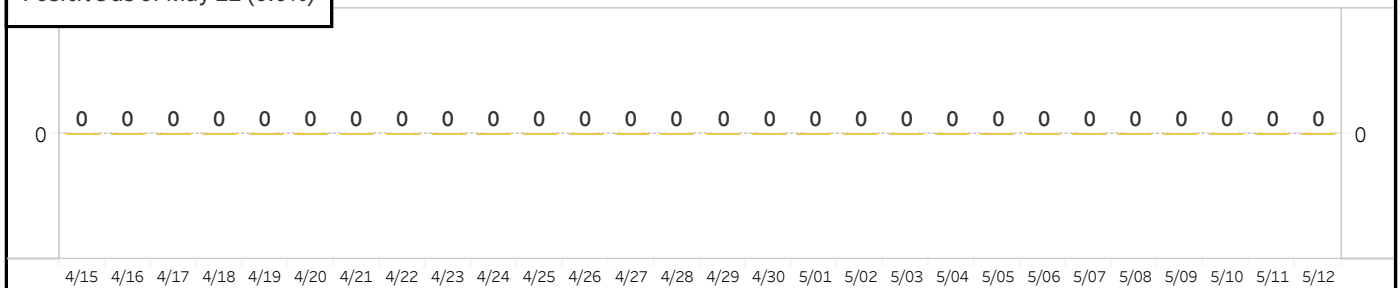
No facilities have COVID cases in this county.

Current COVID Positive Residents & Staff (SNF, ALF & ICF-DD)

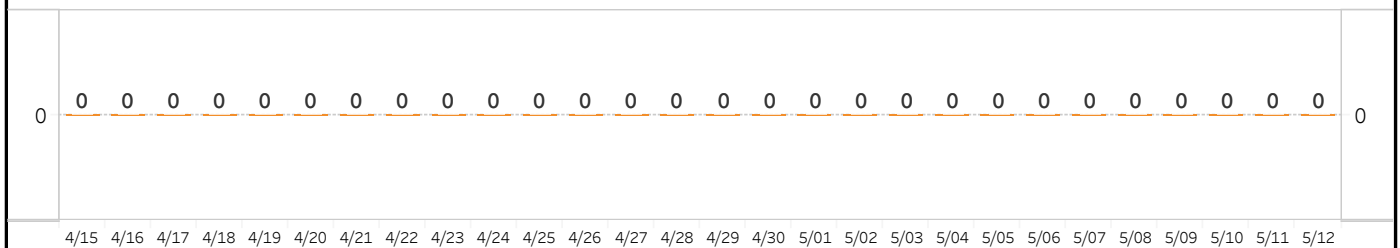
Data in this report are provisional and subject to change. The information contained in this report reflects the current available information reported by each facility's staff to the Department via the Agency for Health Care Administration's Emergency Status System. The data are not cumulative but reflect the information available for current residents and staff with cases as of yesterday's date.

0 of 96 Total Residents
Positive as of May 12 (0.0%)

Current COVID Positive Residents (SNF & ALF)



Current COVID Positive Staff (SNF & ALF)



Data from AHCA ESS (Emergency Status System)

COVID positive residents and staff in Intermediate Care Facilities are not included in the bar chart totals. The data presented are reported by individual facilities and reporting errors may occur.

COVID in LTC HARDEE

Last Updated: 5/11/2020 6:47:40 PM

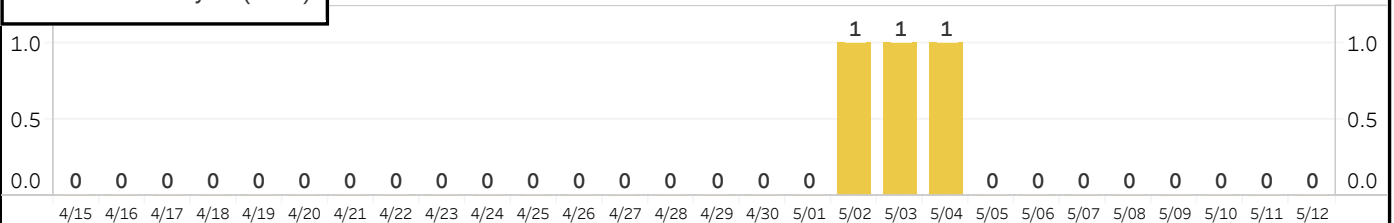
None Facilities in
HARDEE have COVID
Positive Cases as of
May 12

Current COVID Positive Residents & Staff (SNF, ALF & ICF-DD)

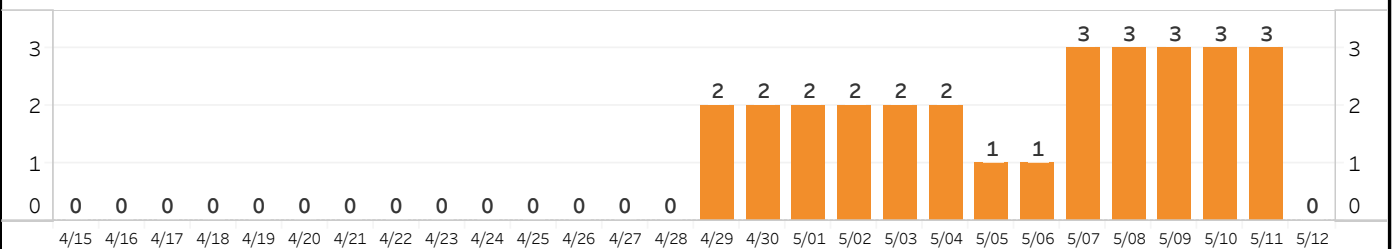
Data in this report are provisional and subject to change. The information contained in this report reflects the current available information reported by each facility's staff to the Department via the Agency for Health Care Administration's Emergency Status System. The data are not cumulative but reflect the information available for current residents and staff with cases as of yesterday's date.

0 of 100 Total Residents
Positive as of May 12 (0.0%)

Current COVID Positive Residents (SNF & ALF)



Current COVID Positive Staff (SNF & ALF)



Data from AHCA ESS (Emergency Status System)

COVID positive residents and staff in Intermediate Care Facilities are not included in the bar chart totals. The data presented are reported by individual facilities and reporting errors may occur.

COVID in LTC HENDRY

Last Updated: 5/11/2020 6:46:34 PM

2 Facilities in HENDRY
have COVID Positive
Cases as of May 12

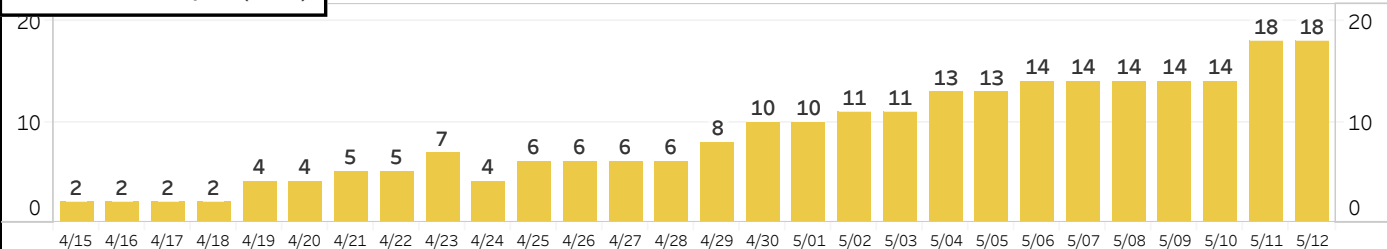
Current COVID Positive Residents & Staff (SNF, ALF & ICF-DD)

County	Facility Name	Provider Type	Update Time (UTC)	Positive Residents	Positive Residents Transferred	Positive Staff
TOTALS				18	15	21
HENDRY	OAKBROOK HEALTH AND REHABILITATION CENTER	NH	5/11/2020 7:29:00 PM	9	3	7
HENDRY	CLEWISTON NURSING & REHABILITATION	NH	5/11/2020 2:06:00 PM	9	12	14

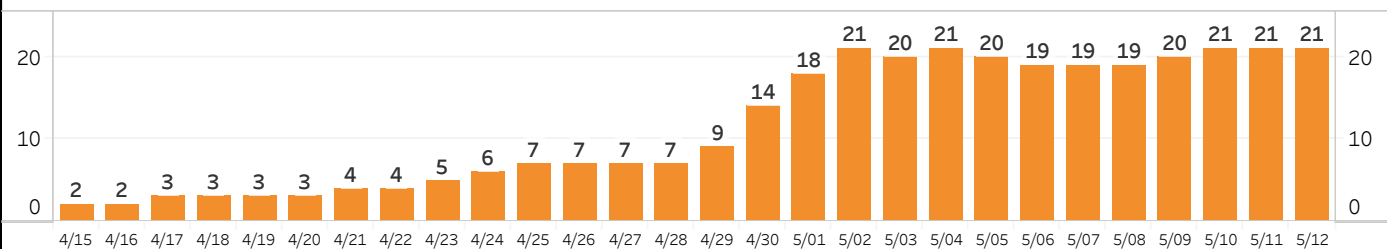
Data in this report are provisional and subject to change. The information contained in this report reflects the current available information reported by each facility's staff to the Department via the Agency for Health Care Administration's Emergency Status System. The data are not cumulative but reflect the information available for current residents and staff with cases as of yesterday's date.

18 of 190 Total Residents
Positive as of May 12 (9.5%)

Current COVID Positive Residents (SNF & ALF)



Current COVID Positive Staff (SNF & ALF)



Data from AHCA ESS (Emergency Status System)

COVID positive residents and staff in Intermediate Care Facilities are not included in the bar chart totals. The data presented are reported by individual facilities and reporting errors may occur.

COVID in LTC HERNANDO

Last Updated: 5/11/2020 6:46:34 PM

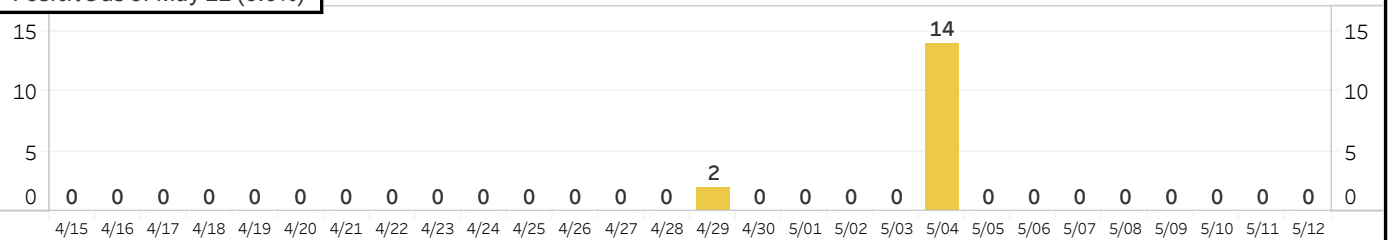
No facilities have COVID cases in this county.

Current COVID Positive Residents & Staff (SNF, ALF & ICF-DD)

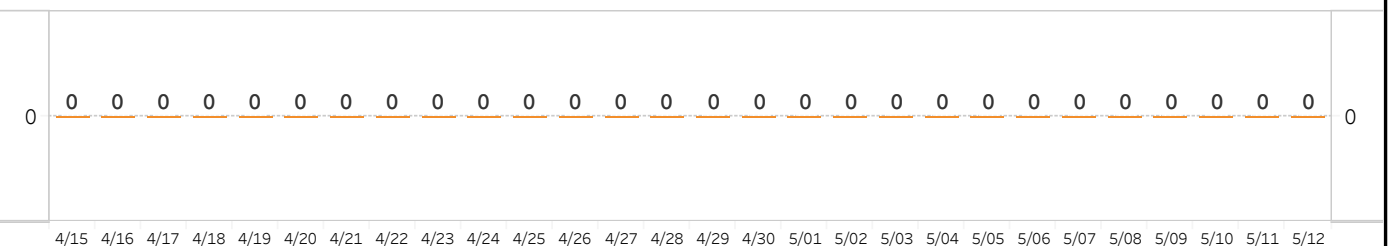
Data in this report are provisional and subject to change. The information contained in this report reflects the current available information reported by each facility's staff to the Department via the Agency for Health Care Administration's Emergency Status System. The data are not cumulative but reflect the information available for current residents and staff with cases as of yesterday's date.

0 of 1,596 Total Residents
Positive as of May 12 (0.0%)

Current COVID Positive Residents (SNF & ALF)



Current COVID Positive Staff (SNF & ALF)



Data from AHCA ESS (Emergency Status System)

COVID positive residents and staff in Intermediate Care Facilities are not included in the bar chart totals. The data presented are reported by individual facilities and reporting errors may occur.

COVID in LTC HIGHLANDS

Last Updated: 5/11/2020 6:46:34 PM

4 Facilities in HIGHLANDS
have COVID Positive
Cases as of May 12

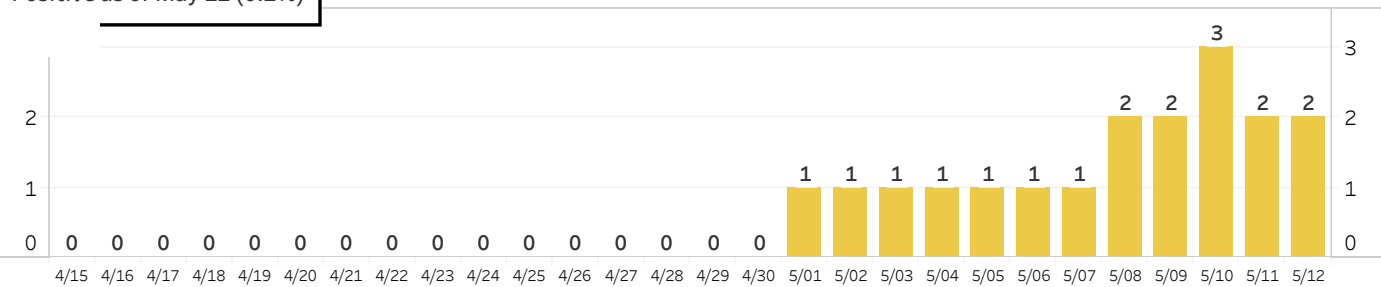
Current COVID Positive Residents & Staff (SNF, ALF & ICF-DD)

County	Facility Name	Provider Type	Update Time (UTC)	Positive Residents	Positive Residents Transferred	Positive Staff
TOTALS				2	2	3
HIGHLANDS	PALMS OF SEBRING, THE	NH	5/11/2020 2:06:00 PM	1	0	0
HIGHLANDS	SUNNY HILLS OF SEBRING	ALF	5/11/2020 2:44:00 PM	1	1	1
HIGHLANDS	SIM LODGE	ALF	5/11/2020 9:06:00 PM	0	0	1
HIGHLANDS	PALMS OF SEBRING (THE)	ALF	5/11/2020 2:14:00 PM	0	1	1

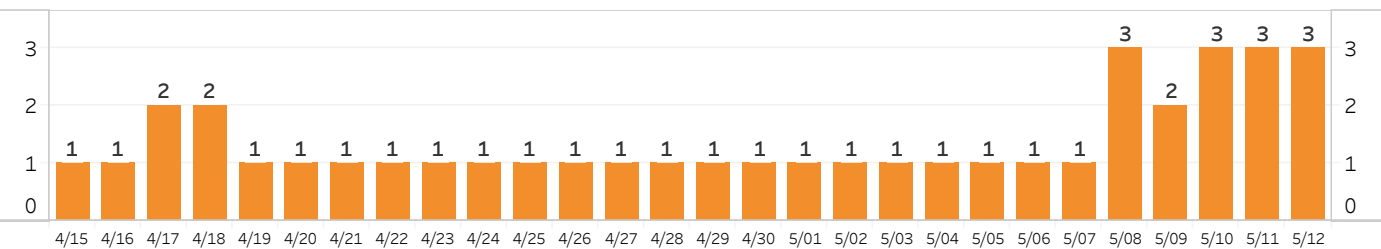
Data in this report are provisional and subject to change. The information contained in this report reflects the current available information reported by each facility's staff to the Department via the Agency for Health Care Administration's Emergency Status System. The data are not cumulative but reflect the information available for current residents and staff with cases as of yesterday's date.

2 of 1,055 Total Residents
Positive as of May 12 (0.2%)

Current COVID Positive Residents (SNF & ALF)



Current COVID Positive Staff (SNF & ALF)



Data from AHCA ESS (Emergency Status System)

COVID positive residents and staff in Intermediate Care Facilities are not included in the bar chart totals. The data presented are reported by individual facilities and reporting errors may occur.

COVID in LTC HILLSBOROUGH

Last Updated: 5/11/2020 6:46:34 PM

19 Facilities in
HILLSBOROUGH have
COVID Positive Cases as of
May 12

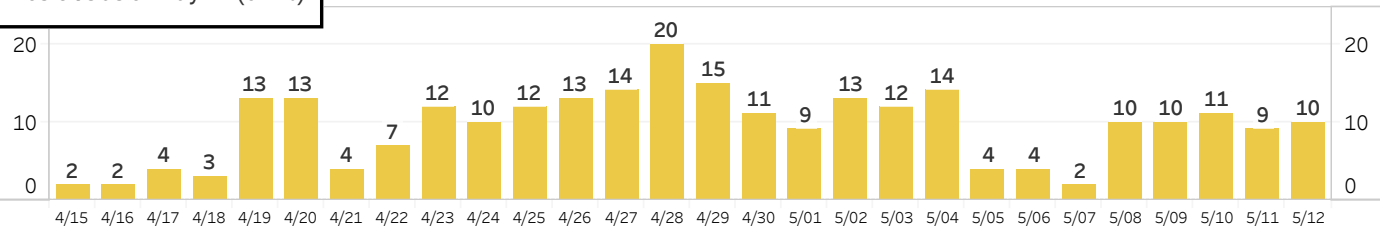
Current COVID Positive Residents & Staff (SNF, ALF & ICF-DD)

County	Facility Name	Provider Type	Update Time (UTC)	Positive Residents	Positive Residents Transferred	Positive Staff
TOTALS				10	167	79
HILLSBOROUGH	PLAZA WEST	NH	5/11/2020 2:30:00 PM	0	0	1
HILLSBOROUGH	EXCEL CARE CENTER	NH	5/11/2020 1:55:00 PM	1	1	1
HILLSBOROUGH	NORTHDAL REHABILITATION CENTER	NH	5/11/2020 2:01:00 PM	0	0	1
HILLSBOROUGH	PALM GARDEN OF TAMPA	NH	5/11/2020 1:47:00 PM	0	1	1
HILLSBOROUGH	CONSULATE HEALTH CARE OF BRANDON	NH	5/11/2020 1:30:00 PM	0	3	1
HILLSBOROUGH	BRISTOL AT TAMPA REHABILITATION AND NURSING CE..	NH	5/11/2020 4:02:00 PM	0	79	38
HILLSBOROUGH	WHISPERING OAKS	NH	5/11/2020 4:05:00 PM	0	0	2
HILLSBOROUGH	GANDY CROSSING CARE CENTER	NH	5/11/2020 1:33:00 PM	1	0	1
HILLSBOROUGH	COMMUNITY CONVALESCENT CENTER	NH	5/11/2020 3:12:00 PM	0	77	18
HILLSBOROUGH	BAYSHORE POINTE NURSING AND REHAB CENTER	NH	5/11/2020 2:02:00 PM	0	0	1
HILLSBOROUGH	PROMISE POINTE AT TAMPA OAKS	ALF	5/11/2020 12:00:00 P..	4	4	0
HILLSBOROUGH	INSPIRED LIVING AT TAMPA	ALF	5/11/2020 1:23:00 PM	0	2	1
HILLSBOROUGH	COVENTRY ASSISTED LIVING	ALF	5/11/2020 12:16:00 P..	0	0	1
HILLSBOROUGH	CENTRAL TAMPA ASSISTED LIVING	ALF	5/11/2020 5:33:00 PM	1	0	0
HILLSBOROUGH	FREEDOM PLAZA ASSISTED LIVING AND MEMORY CARE	ALF	5/11/2020 2:28:00 PM	1	0	0
HILLSBOROUGH	SUN CITY SENIOR LIVING	ALF	5/11/2020 12:19:00 P..	0	0	1
HILLSBOROUGH	ROCKY CREEK VILLAGE	ALF	5/11/2020 10:00:00 ..	2	0	1
HILLSBOROUGH	SHADY PALMS RETIREMENT HOMES, INC	ALF	5/11/2020 12:27:00 P..	0	0	1
HILLSBOROUGH	ALLEGRO	ALF	5/11/2020 12:05:00 P..	0	0	9

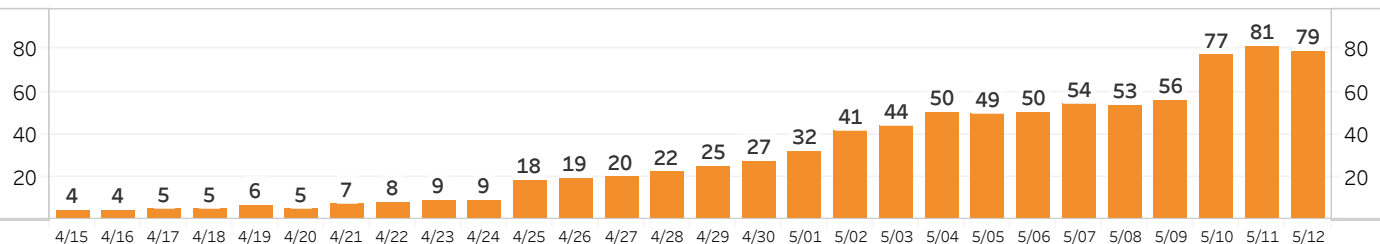
Data in this report are provisional and subject to change. The information contained in this report reflects the current available information reported by each facility's staff to the Department via the Agency for Health Care Administration's Emergency Status System. The data are not cumulative but reflect the information available for current residents and staff with cases as of yesterday's date.

10 of 8,786 Total Residents
Positive as of May 12 (0.1%)

Current COVID Positive Residents (SNF & ALF)



Current COVID Positive Staff (SNF & ALF)



Data from AHCA ESS (Emergency Status System)

COVID positive residents and staff in Intermediate Care Facilities are not included in the bar chart totals. The data presented are reported by individual facilities and reporting errors may occur.

COVID in LTC HOLMES

Last Updated: 5/11/2020 6:46:34 PM

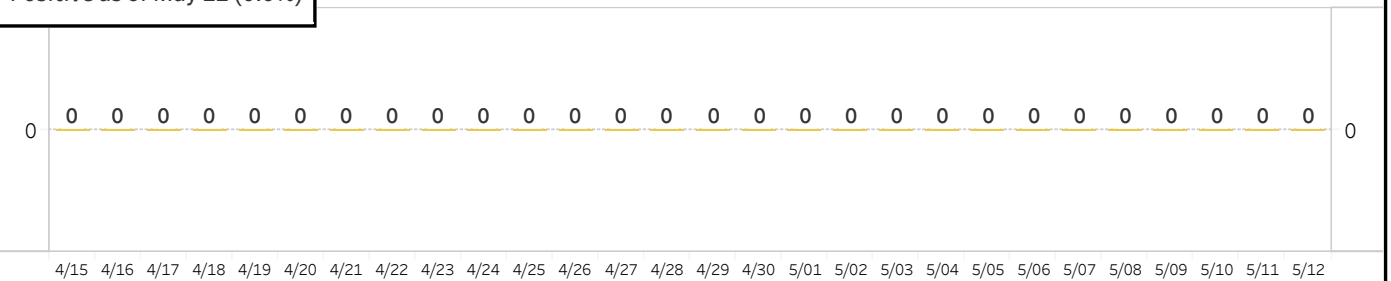
None Facilities in
HOLMES have COVID
Positive Cases as of May
12

Current COVID Positive Residents & Staff (SNF, ALF & ICF-DD)

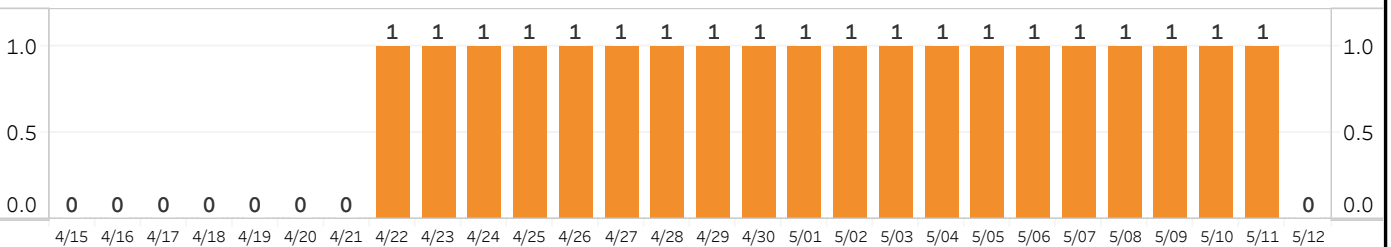
Data in this report are provisional and subject to change. The information contained in this report reflects the current available information reported by each facility's staff to the Department via the Agency for Health Care Administration's Emergency Status System. The data are not cumulative but reflect the information available for current residents and staff with cases as of yesterday's date.

0 of 221 Total Residents
Positive as of May 12 (0.0%)

Current COVID Positive Residents (SNF & ALF)



Current COVID Positive Staff (SNF & ALF)



Data from AHCA ESS (Emergency Status System)

COVID positive residents and staff in Intermediate Care Facilities are not included in the bar chart totals. The data presented are reported by individual facilities and reporting errors may occur.

COVID in LTC INDIAN RIVER

Last Updated: 5/11/2020 6:46:34 PM

3 Facilities in INDIAN
RIVER have COVID
Positive Cases as of
May 12

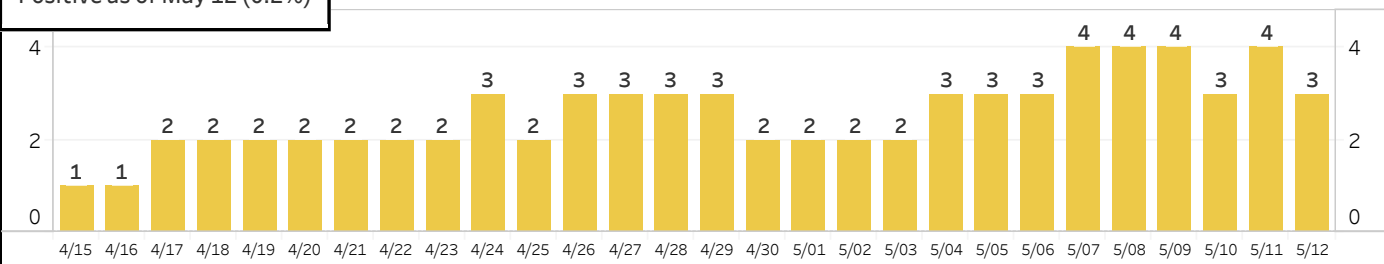
Current COVID Positive Residents & Staff (SNF, ALF & ICF-DD)

County	Facility Name	Provider Type	Update Time (UTC)	Positive Residents	Positive Residents Transferred	Positive Staff
TOTALS				3	6	7
INDIAN RIVER	PALM GARDEN OF VERO BEACH	NH	5/11/2020 2:18:00 PM	1	1	2
INDIAN RIVER	HARBORCHASE OF VERO BEACH	ALF	5/11/2020 1:54:00 PM	1	5	1
INDIAN RIVER	SONATA VERO BEACH	ALF	5/11/2020 1:14:00 PM	1	0	4

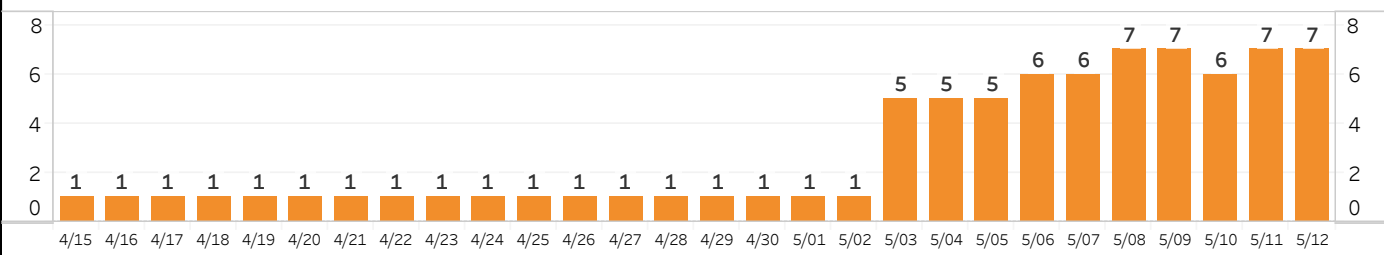
Data in this report are provisional and subject to change. The information contained in this report reflects the current available information reported by each facility's staff to the Department via the Agency for Health Care Administration's Emergency Status System. The data are not cumulative but reflect the information available for current residents and staff with cases as of yesterday's date.

3 of 1,415 Total Residents
Positive as of May 12 (0.2%)

Current COVID Positive Residents (SNF & ALF)



Current COVID Positive Staff (SNF & ALF)



Data from AHCA ESS (Emergency Status System)

COVID positive residents and staff in Intermediate Care Facilities are not included in the bar chart totals. The data presented are reported by individual facilities and reporting errors may occur.

COVID in LTC JACKSON

Last Updated: 5/11/2020 6:46:34 PM

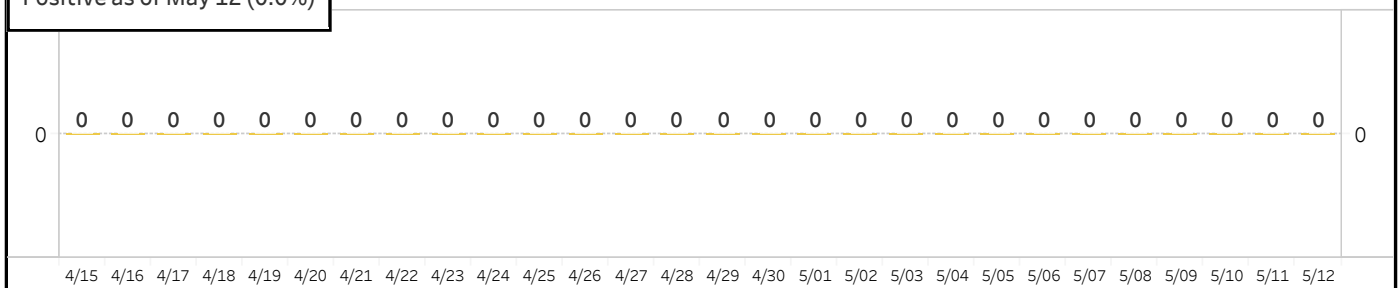
No facilities have
COVID cases in this
county.

Current COVID Positive Residents & Staff (SNF, ALF & ICF-DD)

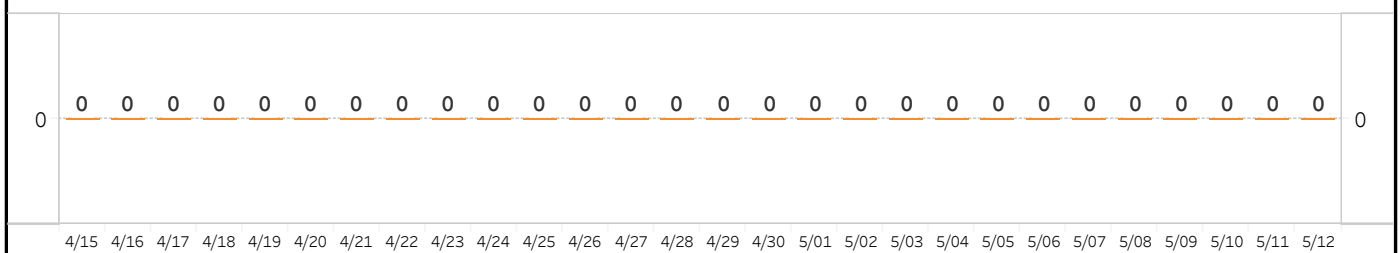
Data in this report are provisional and subject to change. The information contained in this report reflects the current available information reported by each facility's staff to the Department via the Agency for Health Care Administration's Emergency Status System. The data are not cumulative but reflect the information available for current residents and staff with cases as of yesterday's date.

0 of 695 Total Residents
Positive as of May 12 (0.0%)

Current COVID Positive Residents (SNF & ALF)



Current COVID Positive Staff (SNF & ALF)



Data from AHCA ESS (Emergency Status System)

COVID positive residents and staff in Intermediate Care Facilities are not included in the bar chart totals. The data presented are reported by individual facilities and reporting errors may occur.

COVID in LTC JEFFERSON

Last Updated: 5/11/2020 6:47:40 PM

No facilities have COVID cases in this county.

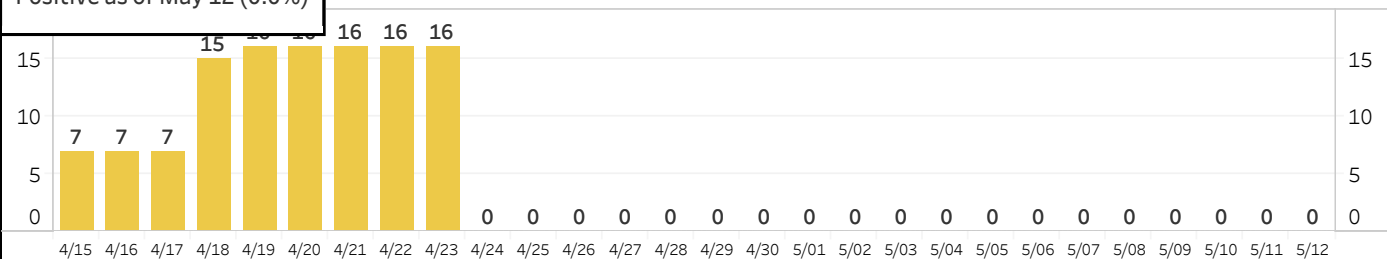
Current COVID Positive Residents & Staff (SNF, ALF & ICF-DD)

County	Facility Name	Provider Type	Update Time (UTC)	Positive Residents	Positive Residents Transferred	Positive Staff
TOTALS				0	13	0
JEFFERSON	CROSS LANDINGS HEALTH AND REHABILITATION CENTER	NH	5/11/2020 1:43:00 PM	0	13	0

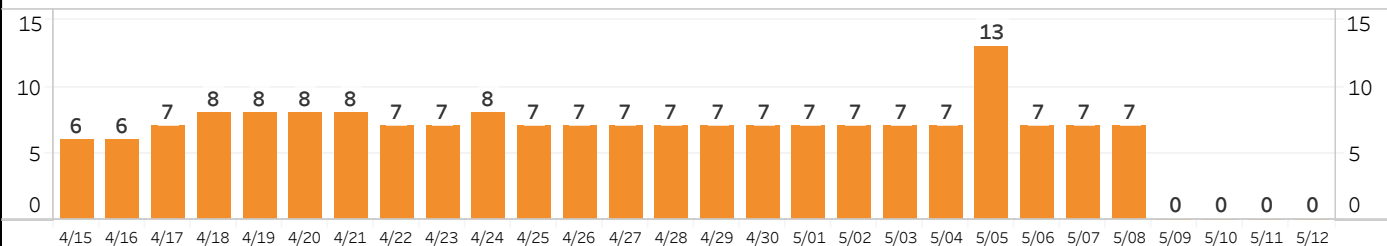
Data in this report are provisional and subject to change. The information contained in this report reflects the current available information reported by each facility's staff to the Department via the Agency for Health Care Administration's Emergency Status System. The data are not cumulative but reflect the information available for current residents and staff with cases as of yesterday's date.

0 of 102 Total Residents
Positive as of May 12 (0.0%)

Current COVID Positive Residents (SNF & ALF)



Current COVID Positive Staff (SNF & ALF)



Data from AHCA ESS (Emergency Status System)

COVID positive residents and staff in Intermediate Care Facilities are not included in the bar chart totals. The data presented are reported by individual facilities and reporting errors may occur.

COVID in LTC LAFAYETTE

Last Updated: 5/11/2020 6:46:34 PM

1 Facilities in
LAFAYETTE have
COVID Positive Cases
as of May 12

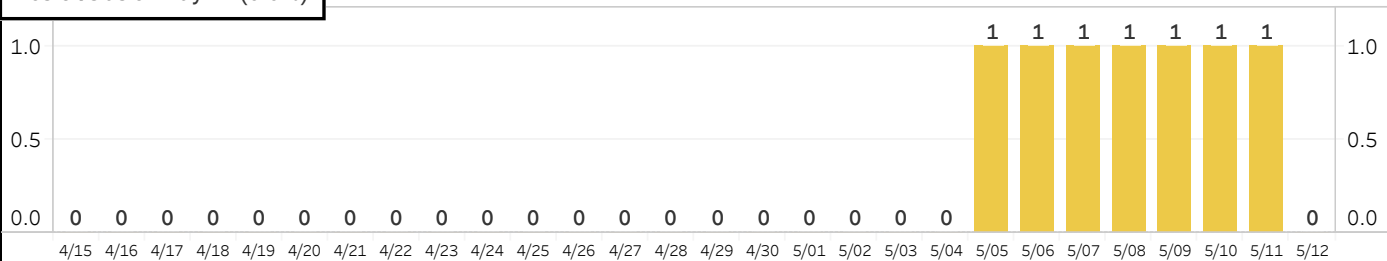
Current COVID Positive Residents & Staff (SNF, ALF & ICF-DD)

County	Facility Name	Provider Type	Update Time (UTC)	Positive Residents	Positive Residents Transferred	Positive Staff
TOTALS				0	0	2
LAFAYETTE	LAFAYETTE NURSING AND REHABILITATION CENTER	NH	5/11/2020 6:22:00 PM	0	0	2

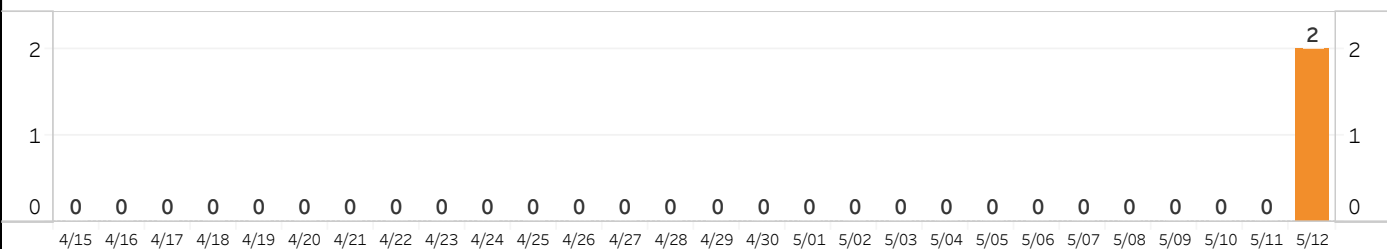
Data in this report are provisional and subject to change. The information contained in this report reflects the current available information reported by each facility's staff to the Department via the Agency for Health Care Administration's Emergency Status System. The data are not cumulative but reflect the information available for current residents and staff with cases as of yesterday's date.

0 of 108 Total Residents
Positive as of May 12 (0.0%)

Current COVID Positive Residents (SNF & ALF)



Current COVID Positive Staff (SNF & ALF)



Data from AHCA ESS (Emergency Status System)

COVID positive residents and staff in Intermediate Care Facilities are not included in the bar chart totals. The data presented are reported by individual facilities and reporting errors may occur.

COVID in LTC LAKE

Last Updated: 5/11/2020 6:46:34 PM

3 Facilities in LAKE have
COVID Positive Cases as
of May 12

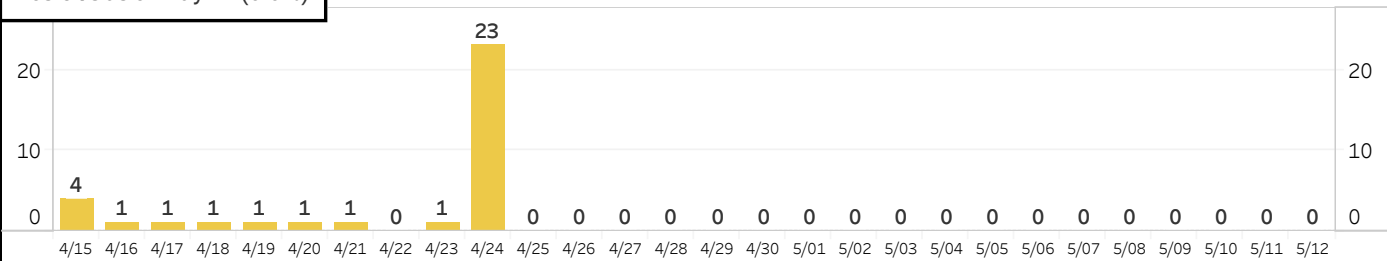
Current COVID Positive Residents & Staff (SNF, ALF & ICF-DD)

County	Facility Name	Provider Type	Update Time (UTC)	Positive Residents	Positive Residents Transferred	Positive Staff
TOTALS				0	1	2
LAKE	AdVENTHEALTH CARE CENTER WATERMAN	NH	5/11/2020 11:06:00 AM	0	0	1
LAKE	LAKE EUSTIS HEALTH AND REHABILITATION CENTER	NH	5/11/2020 12:55:00 PM	0	0	1
LAKE	THE COVE AT TAVARES VILLAGE	ALF	5/11/2020 1:39:00 PM	0	1	0

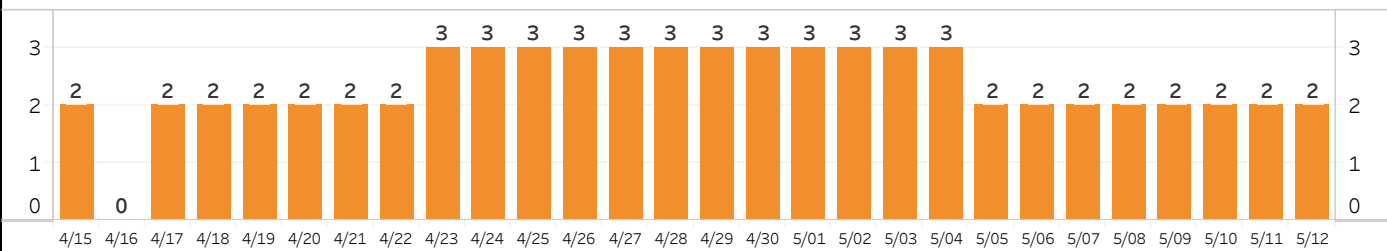
Data in this report are provisional and subject to change. The information contained in this report reflects the current available information reported by each facility's staff to the Department via the Agency for Health Care Administration's Emergency Status System. The data are not cumulative but reflect the information available for current residents and staff with cases as of yesterday's date.

0 of 3,099 Total Residents
Positive as of May 12 (0.0%)

Current COVID Positive Residents (SNF & ALF)



Current COVID Positive Staff (SNF & ALF)



Data from AHCA ESS (Emergency Status System)

COVID positive residents and staff in Intermediate Care Facilities are not included in the bar chart totals. The data presented are reported by individual facilities and reporting errors may occur.

COVID in LTC LEE

Last Updated: 5/11/2020 6:47:40 PM

26 Facilities in LEE
have COVID Positive
Cases as of May 12

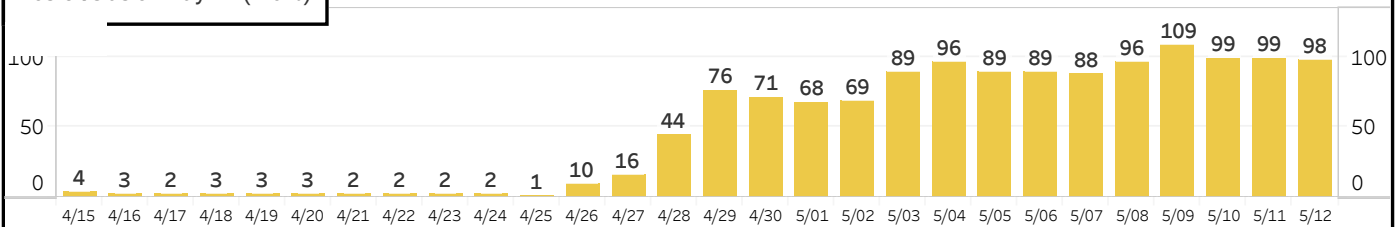
Current COVID Positive Residents & Staff (SNF, ALF & ICF-DD)

County	Facility Name	Provider Type	Update Time (UTC)	Positive Residents	Positive Residents Transferred	Positive Staff
TOTALS				98	85	103
LEE	LIFE CARE CENTER OF ESTERO	NH	5/11/2020 6:01:00 PM	9	7	4
LEE	LODGE AT CYPRESS COVE, THE	NH	5/11/2020 1:33:00 PM	0	1	0
LEE	MANORCARE HEALTH SERVICES	NH	5/11/2020 12:24:00 P..	0	1	0
LEE	EVANS HEALTH CARE	NH	5/11/2020 2:00:00 PM	0	0	1
LEE	SHELL POINT NURSING PAVILION	NH	5/11/2020 2:05:00 PM	0	1	3
LEE	WINKLER COURT	NH	5/11/2020 1:59:00 PM	0	2	2
LEE	HEALTHPARK CARE CENTER	NH	5/11/2020 12:19:00 P..	0	11	9
LEE	PAGE REHABILITATION AND HEALTHCARE CENTER	NH	5/11/2020 1:49:00 PM	1	14	11
LEE	CONSULATE HEALTH CARE OF NORTH FORT MYERS	NH	5/11/2020 5:08:00 PM	0	0	1
LEE	HERITAGE PARK REHABILITATION AND HEALTHCARE	NH	5/11/2020 2:45:00 PM	0	2	2
LEE	SIGNATURE HEALTHCARE AT COLLEGE PARK	NH	5/11/2020 1:44:00 PM	0	1	4
LEE	FORT MYERS REHABILITATION AND NURSING CENTER	NH	5/11/2020 3:24:00 PM	28	15	29
LEE	LEHIGH ACRES HEALTH AND REHABILITATION CENTER	NH	5/11/2020 3:59:00 PM	8	4	6
LEE	REHAB & HEALTHCARE CENTER OF CAPE CORAL	NH	5/11/2020 10:34:00 ..	0	0	1
LEE	AMERICAN HOUSE FORT MYERS	ALF	5/11/2020 12:54:00 P..	0	1	1
LEE	THRIVE AT BEACHWALK	ALF	5/11/2020 5:32:00 PM	17	3	19
LEE	THE ROSE GARDEN OF FT MYERS	ALF	5/11/2020 12:06:00 P..	23	0	0
LEE	GLADWELL FORT MYERS	ALF	5/11/2020 1:54:00 PM	0	1	2
LEE	DISCOVERY VILLAGE AT THE FORUM	ALF	5/11/2020 12:40:00 P..	0	1	1
LEE	WINDSOR AT CAPE CORAL (THE)	ALF	5/11/2020 12:34:00 P..	3	3	1
LEE	ARBOR AT SHELL POINT (THE)	ALF	5/11/2020 12:33:00 P..	0	1	0
LEE	CYPRESS COVE AT HEALTHPARK FLORIDA	ALF	5/11/2020 11:54:00 ..	0	0	1
LEE	BROOKDALE FORT MYERS THE COLONY	ALF	5/11/2020 2:00:00 PM	0	12	2
LEE	SPRINGWOOD COURT	ALF	5/11/2020 2:27:00 PM	9	2	3
LEE	PALMS OF FORT MYERS	ALF	5/11/2020 1:38:00 PM	0	1	0
LEE	BARKLEY PLACE	ALF	5/11/2020 11:32:00 ..	0	1	0

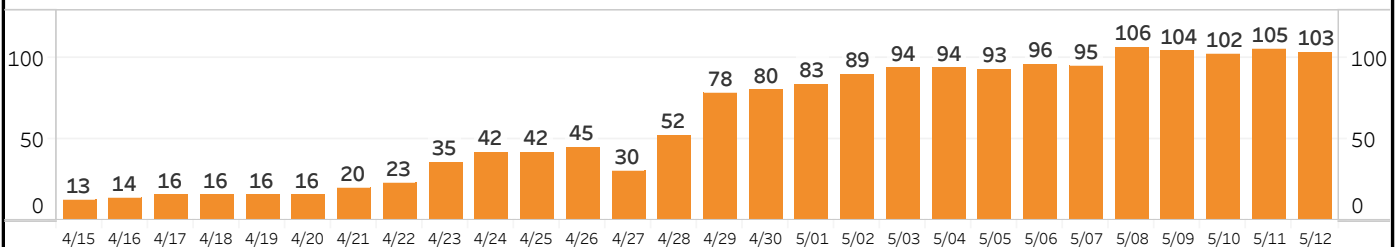
Data in this report are provisional and subject to change. The information contained in this report reflects the current available information reported by each facility's staff to the Department via the Agency for Health Care Administration's Emergency Status System. The data are not cumulative but reflect the information available for current residents and staff with cases as of yesterday's date.

98 of 4,894 Total Residents
Positive as of May 12 (2.0%)

Current COVID Positive Residents (SNF & ALF)



Current COVID Positive Staff (SNF & ALF)



Data from AHCA ESS (Emergency Status System)

COVID positive residents and staff in Intermediate Care Facilities are not included in the bar chart totals. The data presented are reported by individual facilities and reporting errors may occur.

COVID in LTC LEON

Last Updated: 5/11/2020 6:46:34 PM

6 Facilities in LEON
have COVID Positive
Cases as of May 12

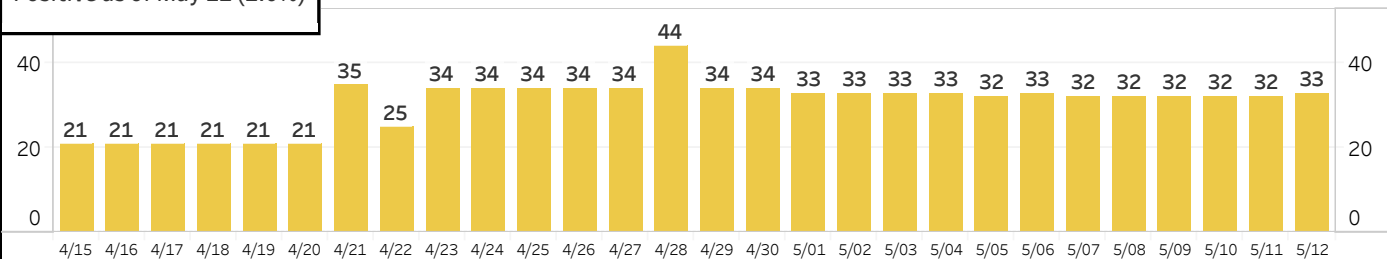
Current COVID Positive Residents & Staff (SNF, ALF & ICF-DD)

County	Facility Name	Provider Type	Update Time (UTC)	Positive Residents	Positive Residents Transferred	Positive Staff
TOTALS				33	1	47
LEON	MIRACLE HILL NURSING AND REHABILITATION CENTER, INC	NH	5/10/2020 4:07:00 PM	0	0	1
LEON	SEVEN HILLS HEALTH & REHABILITATION CENTER	NH	5/11/2020 11:19:00 AM	0	1	0
LEON	TALLAHASSEE DEVELOPMENTAL CENTER	ICF	5/11/2020 12:58:00 PM	32	0	44
LEON	YOURLIFE OF TALLAHASSEE	ALF	5/11/2020 2:51:00 PM	1	0	0
LEON	ALLEGRO	ALF	5/11/2020 12:40:00 PM	0	0	1
LEON	WOODMONT A PACIFICA SENIOR LIVING COMMUNITY	ALF	5/11/2020 11:55:00 AM	0	0	1

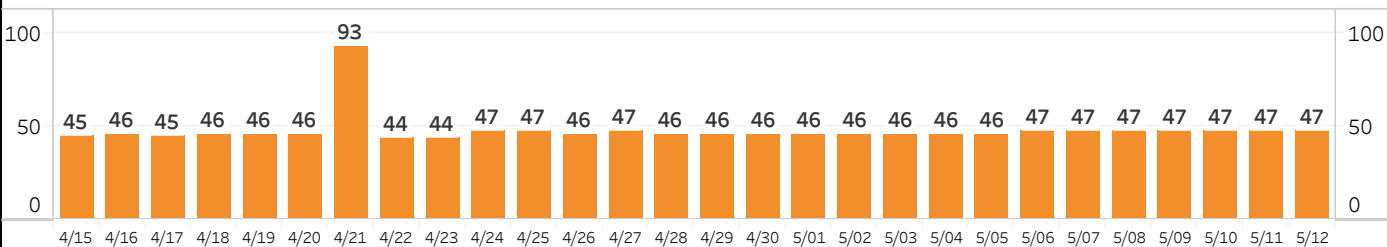
Data in this report are provisional and subject to change. The information contained in this report reflects the current available information reported by each facility's staff to the Department via the Agency for Health Care Administration's Emergency Status System. The data are not cumulative but reflect the information available for current residents and staff with cases as of yesterday's date.

33 of 1,660 Total Residents
Positive as of May 12 (2.0%)

Current COVID Positive Residents (SNF & ALF)



Current COVID Positive Staff (SNF & ALF)



Data from AHCA ESS (Emergency Status System)

COVID positive residents and staff in Intermediate Care Facilities are not included in the bar chart totals. The data presented are reported by individual facilities and reporting errors may occur.

COVID in LTC LEVY

Last Updated: 5/11/2020 6:47:40 PM

1 Facilities in LEVY
have COVID Positive
Cases as of May 12

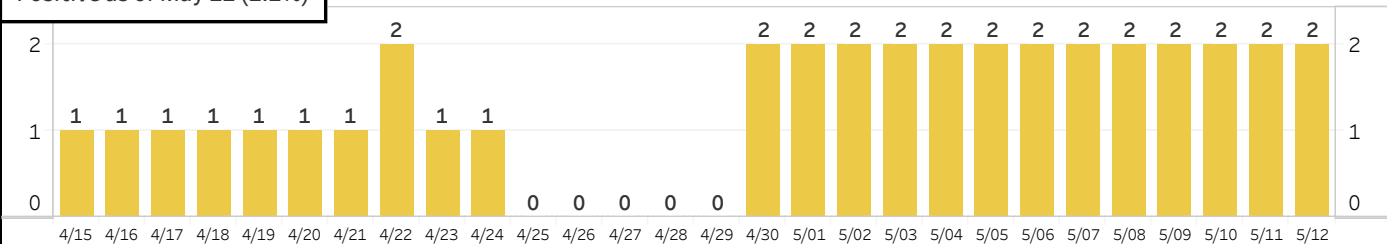
Current COVID Positive Residents & Staff (SNF, ALF & ICF-DD)

County	Facility Name	Provider Type	Update Time (UTC)	Positive Residents	Positive Residents Transferred	Positive Staff
TOTALS				2	1	7
LEVY	WILLISTON CARE CENTER	NH	5/10/2020 2:46:00 PM	2	1	7

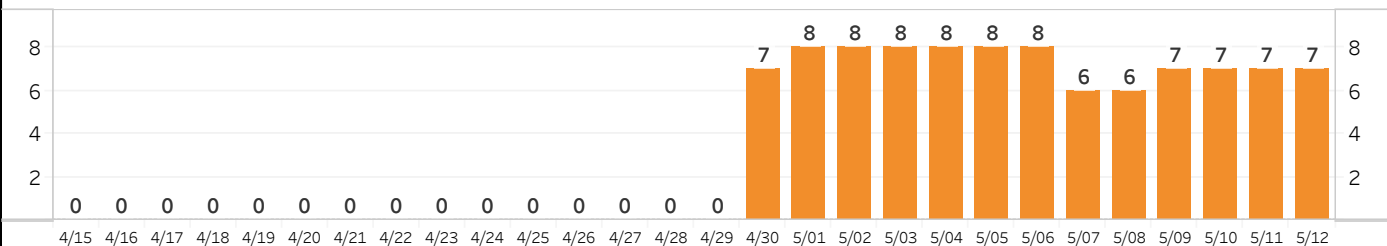
Data in this report are provisional and subject to change. The information contained in this report reflects the current available information reported by each facility's staff to the Department via the Agency for Health Care Administration's Emergency Status System. The data are not cumulative but reflect the information available for current residents and staff with cases as of yesterday's date.

2 of 91 Total Residents
Positive as of May 12 (2.2%)

Current COVID Positive Residents (SNF & ALF)



Current COVID Positive Staff (SNF & ALF)



Data from AHCA ESS (Emergency Status System)

COVID positive residents and staff in Intermediate Care Facilities are not included in the bar chart totals. The data presented are reported by individual facilities and reporting errors may occur.

COVID in LTC LIBERTY

Last Updated: 5/11/2020 6:46:34 PM

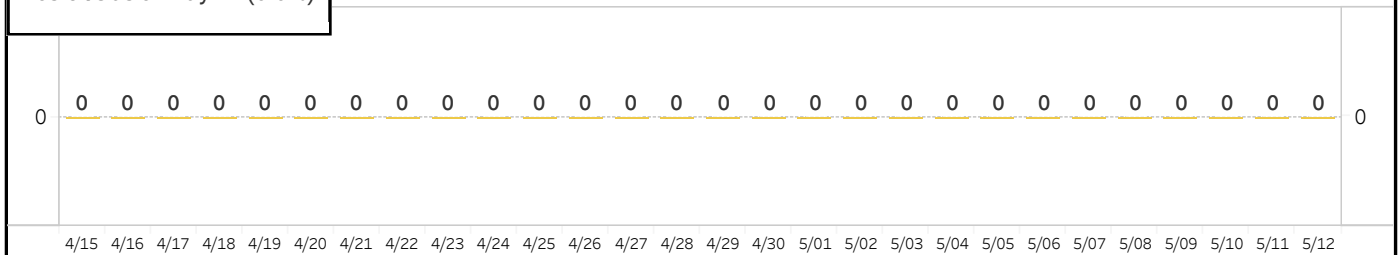
No facilities have
COVID cases in this
county.

Current COVID Positive Residents & Staff (SNF, ALF & ICF-DD)

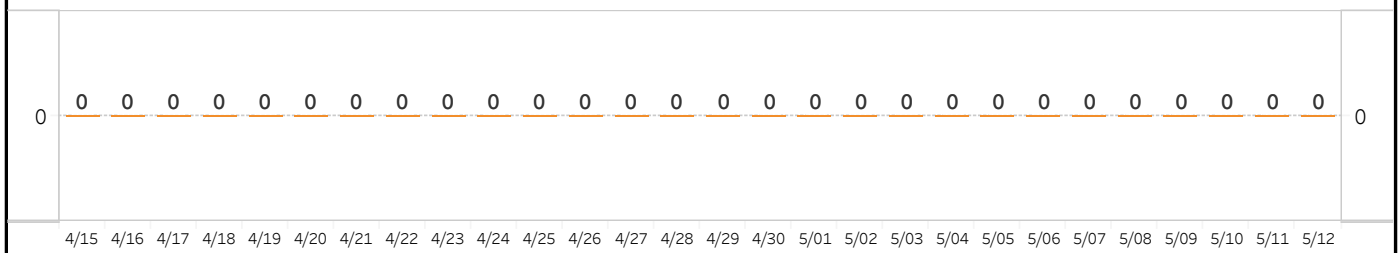
Data in this report are provisional and subject to change. The information contained in this report reflects the current available information reported by each facility's staff to the Department via the Agency for Health Care Administration's Emergency Status System. The data are not cumulative but reflect the information available for current residents and staff with cases as of yesterday's date.

0 of 42 Total Residents
Positive as of May 12 (0.0%)

Current COVID Positive Residents (SNF & ALF)



Current COVID Positive Staff (SNF & ALF)



Data from AHCA ESS (Emergency Status System)

COVID positive residents and staff in Intermediate Care Facilities are not included in the bar chart totals. The data presented are reported by individual facilities and reporting errors may occur.

COVID in LTC MADISON

Last Updated: 5/11/2020 6:46:34 PM

1 Facilities in MADISON
have COVID Positive
Cases as of May 12

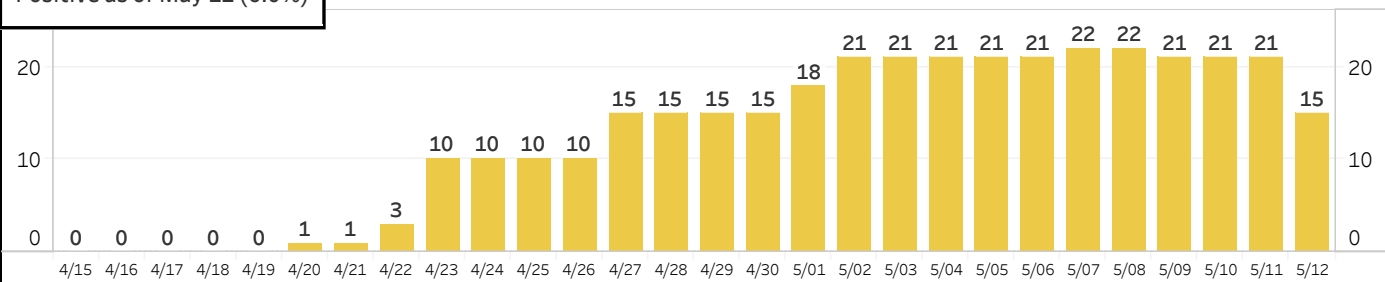
Current COVID Positive Residents & Staff (SNF, ALF & ICF-DD)

County	Facility Name	Provider Type	Update Time (UTC)	Positive Residents	Positive Residents Transferred	Positive Staff
TOTALS				15	2	14
MADISON	LAKE PARK OF MADISON NURSING AND REHABILITATION CENTER	NH	5/11/2020 8:33:00 PM	15	2	14

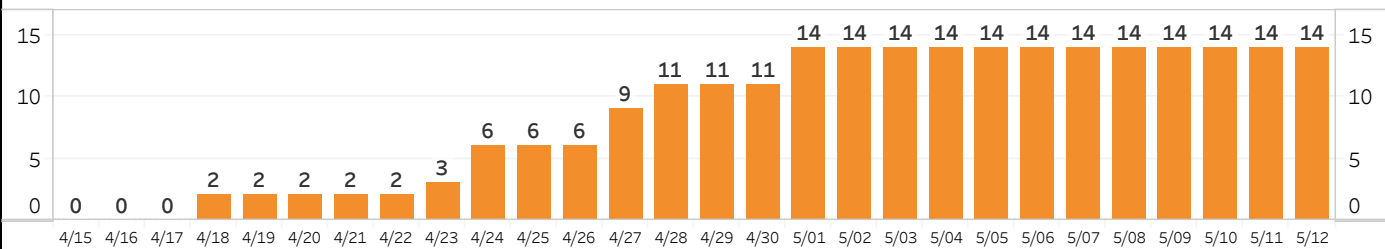
Data in this report are provisional and subject to change. The information contained in this report reflects the current available information reported by each facility's staff to the Department via the Agency for Health Care Administration's Emergency Status System. The data are not cumulative but reflect the information available for current residents and staff with cases as of yesterday's date.

15 of 252 Total Residents
Positive as of May 12 (6.0%)

Current COVID Positive Residents (SNF & ALF)



Current COVID Positive Staff (SNF & ALF)



Data from AHCA ESS (Emergency Status System)

COVID positive residents and staff in Intermediate Care Facilities are not included in the bar chart totals. The data presented are reported by individual facilities and reporting errors may occur.

COVID in LTC MANATEE

Last Updated: 5/11/2020 6:46:34 PM

11 Facilities in
MANATEE have COVID
Positive Cases as of
May 12

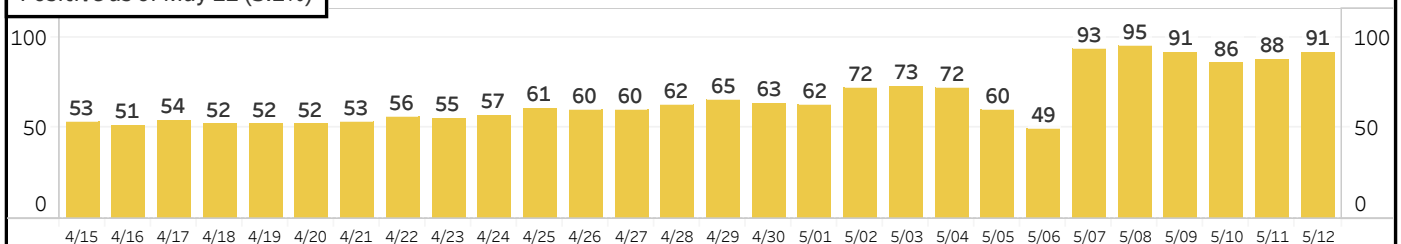
Current COVID Positive Residents & Staff (SNF, ALF & ICF-DD)

County	Facility Name	Provider Type	Update Time (UTC)	Positive Residents	Positive Residents Transferred	Positive Staff
TOTALS				91	58	59
MANATEE	LIFE CARE CENTER OF SARASOTA	NH	5/11/2020 12:55:00 P..	0	0	1
MANATEE	BRADENTON HEALTH CARE	NH	5/11/2020 1:57:00 PM	9	11	11
MANATEE	SURREY PLACE HEALTHCARE AND REHABILITATION	NH	5/11/2020 11:07:00 ..	0	1	0
MANATEE	RIVIERA PALMS REHABILITATION CENTER	NH	5/11/2020 1:49:00 PM	8	15	5
MANATEE	BRADEN RIVER REHABILITATION CENTER LLC	NH	5/11/2020 1:22:00 PM	20	7	5
MANATEE	HERITAGE PARK CARE AND REHABILITATION CENTER	NH	5/11/2020 2:42:00 PM	0	1	1
MANATEE	MANATEE SPRINGS REHABILITATION AND NURSING CE..	NH	5/11/2020 1:35:00 PM	40	11	24
MANATEE	CASA MORA REHABILITATION AND EXTENDED CARE	NH	5/11/2020 1:28:00 PM	9	7	9
MANATEE	NEURORESTORATIVE FLORIDA	ALF	5/11/2020 1:11:00 PM	0	0	1
MANATEE	BROOKDALE BRADENTON GARDENS	ALF	5/11/2020 4:54:00 PM	5	5	0
MANATEE	RESIDENCE AT BAY VUE	ALF	5/11/2020 10:39:00 ..	0	0	2

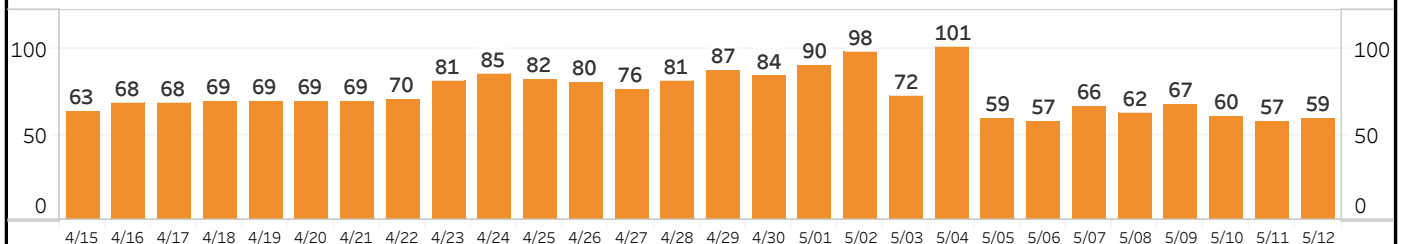
Data in this report are provisional and subject to change. The information contained in this report reflects the current available information reported by each facility's staff to the Department via the Agency for Health Care Administration's Emergency Status System. The data are not cumulative but reflect the information available for current residents and staff with cases as of yesterday's date.

91 of 2,894 Total Residents
Positive as of May 12 (3.1%)

Current COVID Positive Residents (SNF & ALF)



Current COVID Positive Staff (SNF & ALF)



Data from AHCA ESS (Emergency Status System)

COVID positive residents and staff in Intermediate Care Facilities are not included in the bar chart totals. The data presented are reported by individual facilities and reporting errors may occur.

COVID in LTC MARION

Last Updated: 5/11/2020 6:46:34 PM

2 Facilities in MARION
have COVID Positive
Cases as of May 12

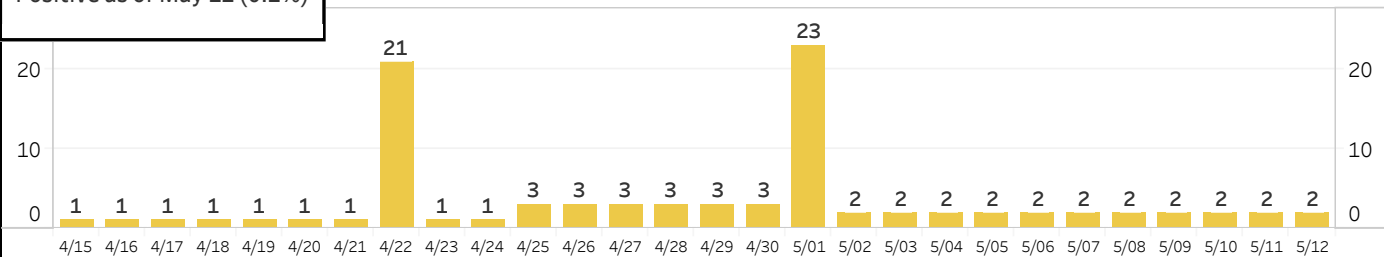
Current COVID Positive Residents & Staff (SNF, ALF & ICF-DD)

County	Facility Name	Provider Type	Update Time (UTC)	Positive Residents	Positive Residents Transferred	Positive Staff
TOTALS				2	7	8
MARION	PALM GARDEN OF OCALA	NH	5/11/2020 12:51:00 PM	0	7	8
MARION	HAMPTON ALF AT BELLEVIEW LLC	ALF	5/11/2020 1:15:00 PM	2	0	0

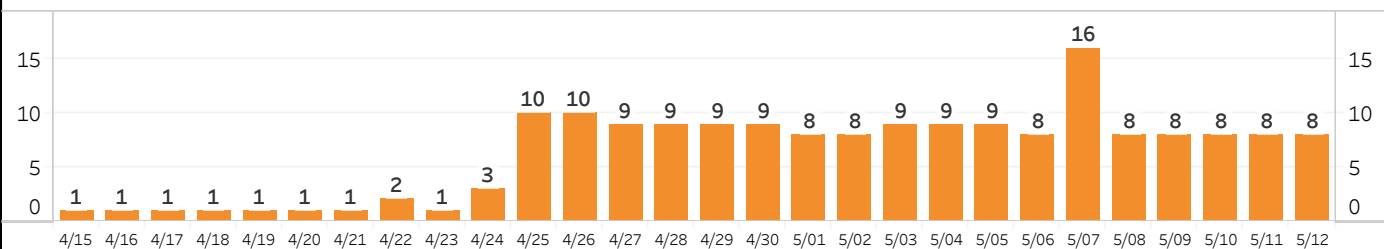
Data in this report are provisional and subject to change. The information contained in this report reflects the current available information reported by each facility's staff to the Department via the Agency for Health Care Administration's Emergency Status System. The data are not cumulative but reflect the information available for current residents and staff with cases as of yesterday's date.

2 of 2,673 Total Residents
Positive as of May 12 (0.1%)

Current COVID Positive Residents (SNF & ALF)



Current COVID Positive Staff (SNF & ALF)



Data from AHCA ESS (Emergency Status System)

COVID positive residents and staff in Intermediate Care Facilities are not included in the bar chart totals. The data presented are reported by individual facilities and reporting errors may occur.

COVID in LTC MARTIN

Last Updated: 5/11/2020 6:47:40 PM

5 Facilities in MARTIN
have COVID Positive
Cases as of May 12

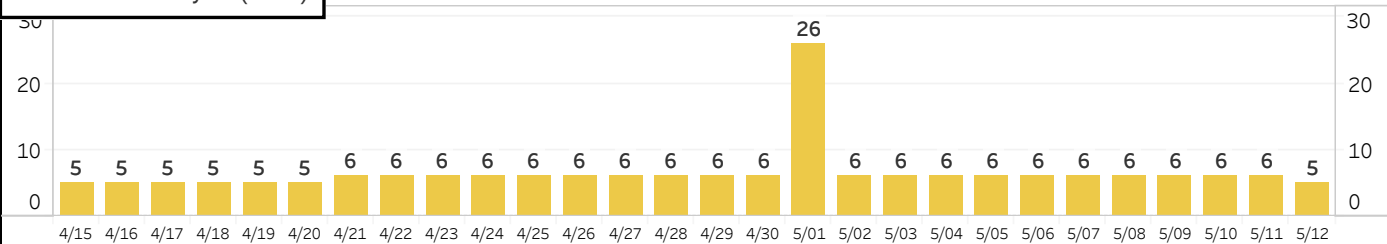
Current COVID Positive Residents & Staff (SNF, ALF & ICF-DD)

County	Facility Name	Provider Type	Update Time (UTC)	Positive Residents	Positive Residents Transferred	Positive Staff
TOTALS				5	1	6
MARTIN	SALERNO BAY HEALTH AND REHABILITATION CENTER	NH	5/11/2020 1:15:00 PM	1	0	1
MARTIN	TERRACE AT HOBE SOUND, THE	NH	5/11/2020 4:35:00 PM	0	1	0
MARTIN	SHERIDAN AT HOBE SOUND, THE	ALF	5/11/2020 10:38:00 AM	0	0	1
MARTIN	GRAND OAKS OF PALM CITY LLC	ALF	5/11/2020 12:39:00 PM	4	0	1
MARTIN	BROOKDALE STUART	ALF	5/11/2020 1:49:00 PM	0	0	3

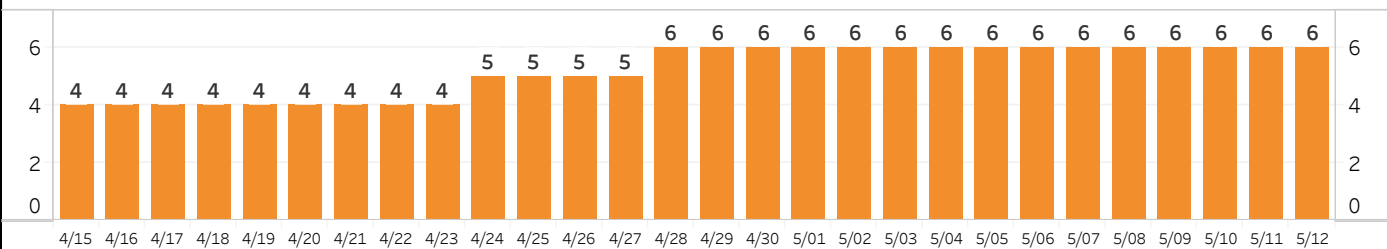
Data in this report are provisional and subject to change. The information contained in this report reflects the current available information reported by each facility's staff to the Department via the Agency for Health Care Administration's Emergency Status System. The data are not cumulative but reflect the information available for current residents and staff with cases as of yesterday's date.

5 of 1,659 Total Residents
Positive as of May 12 (0.3%)

Current COVID Positive Residents (SNF & ALF)



Current COVID Positive Staff (SNF & ALF)



Data from AHCA ESS (Emergency Status System)

COVID positive residents and staff in Intermediate Care Facilities are not included in the bar chart totals. The data presented are reported by individual facilities and reporting errors may occur.

COVID in LTC

MIAMI-DADE

Last Updated: 5/11/2020 6:46:34 PM

73 Facilities in
MIAMI-DADE have
COVID Positive Cases
as of May 12

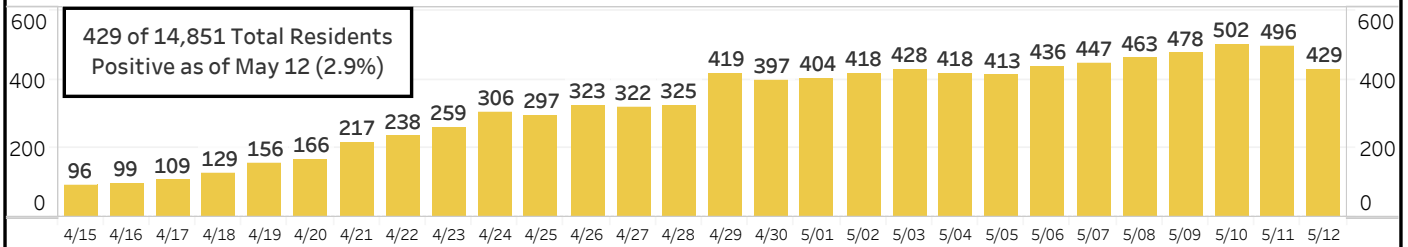
Current COVID Positive Residents & Staff (SNF, ALF & ICF-DD)

County	Facility Name	Provider Type	Update Time (UTC)	Positive Residents	Positive Residents Transferred	Positive Staff
TOTALS				429	574	494
MIAMI-DADE	KENDALL LAKES HEALTH AND REHABILITATION CENTER	NH	5/11/2020 3:19:00 PM	0	1	0
MIAMI-DADE	UNIVERSITY PLAZA REHABILITATION AND NURSING CE..	NH	5/11/2020 5:03:00 PM	2	7	7
MIAMI-DADE	VILLA MARIA WEST SKILLED NURSING FACILITY	NH	5/11/2020 2:41:00 PM	0	1	0
MIAMI-DADE	VI AT AVENTURA	NH	5/11/2020 1:44:00 PM	0	2	2
MIAMI-DADE	PALMETTO SUBACUTE CARE CENTER	NH	5/11/2020 9:02:00 PM	0	6	5
MIAMI-DADE	FRANCO NURSING & REHABILITATION CENTER	NH	5/11/2020 2:29:00 PM	0	3	2
MIAMI-DADE	CORAL REEF NURSING & REHABILITATION CENTER	NH	5/11/2020 1:27:00 PM	0	10	8
MIAMI-DADE	CROSS GARDENS CARE CENTER	NH	5/11/2020 1:46:00 PM	12	15	10
MIAMI-DADE	HAMPTON COURT NURSING AND REHABILITATION CEN..	NH	5/11/2020 1:54:00 PM	0	1	3
MIAMI-DADE	SINAI PLAZA NURSING AND REHAB CENTER	NH	5/11/2020 5:45:00 PM	20	15	32
MIAMI-DADE	NSPIRE HEALTHCARE MIAMI LAKES	NH	5/9/2020 11:37:00 PM	0	7	4
MIAMI-DADE	WEST GABLES HEALTH CARE CENTER	NH	5/11/2020 3:09:00 PM	0	2	1
MIAMI-DADE	NSPIRE HEALTHCARE KENDALL	NH	5/11/2020 12:50:00 P..	0	6	15
MIAMI-DADE	PALM GARDEN OF AVENTURA	NH	5/11/2020 10:50:00 ..	10	3	6
MIAMI-DADE	REGENTS PARK AT AVENTURA	NH	5/11/2020 1:10:00 PM	29	15	16
MIAMI-DADE	PALMETTO CARE CENTER	NH	5/11/2020 1:43:00 PM	0	1	2
MIAMI-DADE	ST ANNES NURSING CENTER, ST ANNES RESIDENCE INC	NH	5/11/2020 2:44:00 PM	2	0	10
MIAMI-DADE	SIGNATURE HEALTHCARE CENTER OF WATERFORD	NH	5/11/2020 5:22:00 PM	47	10	19
MIAMI-DADE	VILLA MARIA NURSING CENTER	NH	5/11/2020 2:44:00 PM	4	5	2
MIAMI-DADE	TREASURE ISLE CARE CENTER	NH	5/11/2020 2:00:00 PM	1	16	9
MIAMI-DADE	SUSANNA WESLEY HEALTH CENTER	NH	5/10/2020 10:47:00 ..	0	20	11
MIAMI-DADE	RIVERSIDE CARE CENTER	NH	5/11/2020 1:13:00 PM	0	0	1
MIAMI-DADE	PINES NURSING HOME	NH	5/11/2020 1:59:00 PM	3	4	3
MIAMI-DADE	PINECREST REHABILITATION CENTER	NH	5/11/2020 5:44:00 PM	0	14	12
MIAMI-DADE	MIAMI SHORES NURSING AND REHAB CENTER	NH	5/11/2020 3:14:00 PM	21	12	20
MIAMI-DADE	MIAMI JEWISH HEALTH SYSTEMS, INC.	NH	5/11/2020 1:43:00 PM	9	47	38
MIAMI-DADE	NORTH DADE NURSING AND REHABILITATION CENTER	NH	5/11/2020 12:53:00 P..	40	13	5
MIAMI-DADE	JACKSON PLAZA NURSING AND REHABILITATION CENT..	NH	5/10/2020 1:16:00 PM	7	15	17
MIAMI-DADE	UNITY HEALTH AND REHABILITATION CENTER	NH	5/11/2020 12:28:00 P..	25	30	14
MIAMI-DADE	JACKSON MEMORIAL LONG TERM CARE CENTER	NH	5/11/2020 12:40:00 P..	0	8	14
MIAMI-DADE	HIALEAH NURSING AND REHABILITATION CENTER	NH	5/11/2020 12:39:00 P..	0	0	3
MIAMI-DADE	NORTH BEACH REHABILITATION CENTER	NH	5/11/2020 3:22:00 PM	6	20	9
MIAMI-DADE	AVENTURA REHAB AND NURSING CENTER	NH	5/11/2020 1:57:00 PM	6	14	12
MIAMI-DADE	HARMONY HEALTH CENTER	NH	5/11/2020 1:21:00 PM	2	0	2
MIAMI-DADE	SOUTH DADE NURSING AND REHABILITATION CENTER	NH	5/11/2020 1:50:00 PM	6	0	2
MIAMI-DADE	SANDS AT SOUTH BEACH CARE CENTER, THE	NH	5/11/2020 5:03:00 PM	29	4	6
MIAMI-DADE	FLORIDEAN NURSING AND REHABILITATION CENTER, T..	NH	5/11/2020 7:26:00 PM	0	5	5
MIAMI-DADE	GOLDEN GLADES NURSING AND REHABILITATION CENT..	NH	5/11/2020 1:56:00 PM	17	8	13
MIAMI-DADE	FAIR HAVENS CENTER	NH	5/11/2020 6:39:00 PM	0	104	39
MIAMI-DADE	PONCE PLAZA NURSING & REHABILITATION CENTER	NH	5/11/2020 5:27:00 PM	1	8	10
MIAMI-DADE	CORAL GABLES NURSING AND REHABILITATION CENTER	NH	5/11/2020 2:28:00 PM	1	2	3
MIAMI-DADE	CLARIDGE HOUSE NURSING & REHABILITATION CENTER	NH	5/11/2020 2:40:00 PM	29	13	21
MIAMI-DADE	KRYSTAL BAY NURSING AND REHABILITATION	NH	5/11/2020 2:53:00 PM	14	7	9
MIAMI-DADE	ARCH PLAZA NURSING & REHABILITATION CENTER	NH	5/11/2020 1:06:00 PM	8	6	12
MIAMI-DADE	FOUNTAIN MANOR HEALTH & REHABILITATION CENTER	NH	5/11/2020 1:59:00 PM	32	26	14
MIAMI-DADE	MIAMI CEREBRAL PALSY RESIDENTIAL SERVICES, INC.	ICF	5/11/2020 2:20:00 PM	0	0	1
MIAMI-DADE	LOG CABIN ENTERPRISES, INC.	ICF	5/11/2020 1:56:00 PM	5	0	8
MIAMI-DADE	HOGAR DE AMOR SENIOR CARE, CORP	ALF	5/11/2020 1:43:00 PM	1	0	0
MIAMI-DADE	NEW ERA COMMUNITY HEALTH CENTER LLC	ALF	5/11/2020 1:20:00 PM	0	3	0
MIAMI-DADE	THE RESIDENCES AT MIAMI	ALF	5/11/2020 8:01:00 PM	0	0	14
MIAMI-DADE	SILVER PALM ASSISTED LIVING, LLC	ALF	5/11/2020 11:47:00 ..	0	1	0
MIAMI-DADE	Seasons Gardens Senior Residence	ALF	5/11/2020 12:51:00 P..	0	0	1
MIAMI-DADE	SWEETEST HOME INC (THE)	ALF	5/11/2020 11:40:00 ..	11	0	5
MIAMI-DADE	BUENA VISTA ASSISTED LIVING	ALF	5/11/2020 12:21:00 P..	2	2	0
MIAMI-DADE	SUNSHINE ELDERLY RESIDENCES, CORP	ALF	5/11/2020 8:41:00 PM	1	1	0
MIAMI-DADE	BLUE POINT HOME CARE INC	ALF	5/11/2020 1:32:00 PM	0	1	0
MIAMI-DADE	MIAMI-DADE COUNTY	ALF	5/11/2020 2:33:00 PM	3	0	2
MIAMI-DADE	VILLA MARIA PIA INC	ALF	5/11/2020 6:02:00 PM	1	1	0
MIAMI-DADE	LIVWELL AT GRAND COURT LAKES	ALF	5/11/2020 1:47:00 PM	0	0	2
MIAMI-DADE	SOUTH FLORIDA HOME SERVICES INC.	ALF	5/11/2020 1:57:00 PM	1	1	0
MIAMI-DADE	PAVILION GARDENS	ALF	5/11/2020 1:56:00 PM	0	1	0
MIAMI-DADE	POINTE OF NORTH GABLES	ALF	5/11/2020 11:47:00 ..	0	35	8
MIAMI-DADE	ALF MANAGEMENT AND PROFESSIONAL SERVICES, INC	ALF	5/11/2020 12:37:00 P..	4	4	0
MIAMI-DADE	VILLA ROSA III, INC	ALF	5/9/2020 4:03:00 PM	0	2	0
MIAMI-DADE	LIVWELL AT COURTYARD PLAZA	ALF	5/11/2020 3:15:00 PM	0	0	1
MIAMI-DADE	PROFESSIONAL HOME CARE I	ALF	5/8/2020 3:40:00 PM	0	1	0
MIAMI-DADE	RESIDENTIAL PLAZA AT BLUE LAGOON	ALF	5/11/2020 3:46:00 PM	16	0	0
MIAMI-DADE	PALACE AT KENDALL	ALF	5/11/2020 7:14:00 PM	0	0	3
MIAMI-DADE	VILLA ROSA II INC	ALF	5/9/2020 4:00:00 PM	0	6	0
MIAMI-DADE	LAS MERCEDES BOARDING HOME	ALF	5/11/2020 11:56:00 ..	1	0	0
MIAMI-DADE	HAZEL CYPEN TOWER	ALF	5/11/2020 12:45:00 P..	0	3	0
MIAMI-DADE	VILLA ROSA I, INC.	ALF	5/9/2020 3:24:00 PM	0	6	0
MIAMI-DADE	EPWORTH VILLAGE RETIREMENT COMMUNITY	ALF	5/11/2020 1:57:00 PM	0	0	1

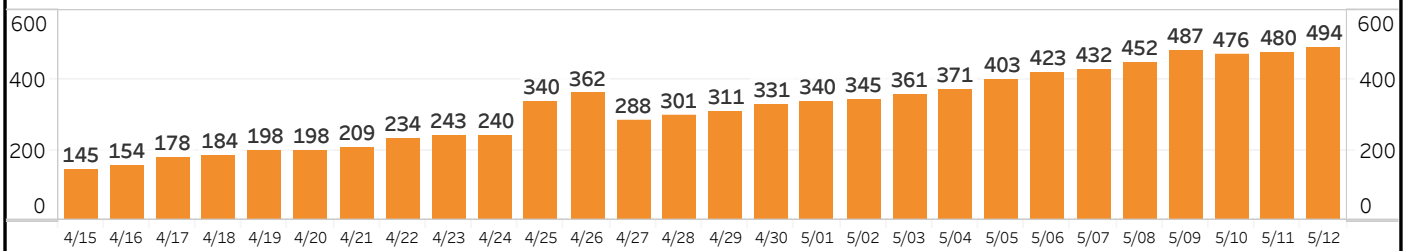
Continued: COVID in LTC

MIAMI-DADE

Current COVID Positive Residents (SNF & ALF)



Current COVID Positive Staff (SNF & ALF)



COVID positive residents and staff in Intermediate Care Facilities are not included in the bar chart totals. The data presented are reported by individual facilities and reporting errors may occur.

Data in this report are provisional and subject to change. The information contained in this report reflects the current available information reported by each facility's staff to the Department via the Agency for Health Care Administration's Emergency Status System. The data are not cumulative but reflect the information available for current residents and staff with cases as of yesterday's date.

COVID in LTC MONROE

Last Updated: 5/11/2020 6:47:40 PM

1 Facilities in MONROE
have COVID Positive
Cases as of May 12

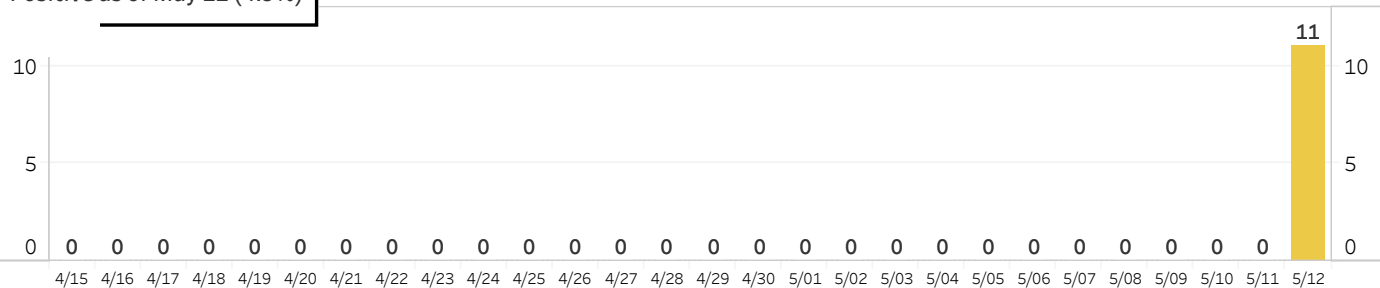
Current COVID Positive Residents & Staff (SNF, ALF & ICF-DD)

County	Facility Name	Provider Type	Update Time (UTC)	Positive Residents	Positive Residents Transferred	Positive Staff
TOTALS				11	0	5
MONROE	CRYSTAL HEALTH AND REHAB CENTER, LLC	NH	5/11/2020 7:20:00 PM	11	0	5

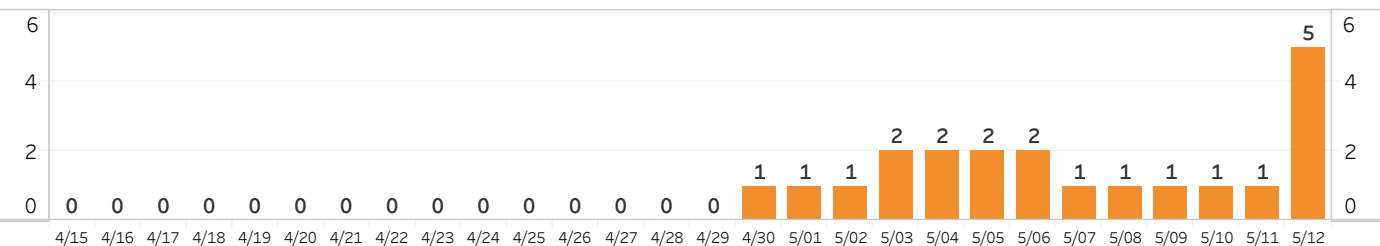
Data in this report are provisional and subject to change. The information contained in this report reflects the current available information reported by each facility's staff to the Department via the Agency for Health Care Administration's Emergency Status System. The data are not cumulative but reflect the information available for current residents and staff with cases as of yesterday's date.

11 of 223 Total Residents
Positive as of May 12 (4.9%)

Current COVID Positive Residents (SNF & ALF)



Current COVID Positive Staff (SNF & ALF)



Data from AHCA ESS (Emergency Status System)

COVID positive residents and staff in Intermediate Care Facilities are not included in the bar chart totals. The data presented are reported by individual facilities and reporting errors may occur.

COVID in LTC NASSAU

Last Updated: 5/11/2020 6:46:34 PM

3 Facilities in NASSAU
have COVID Positive
Cases as of May 12

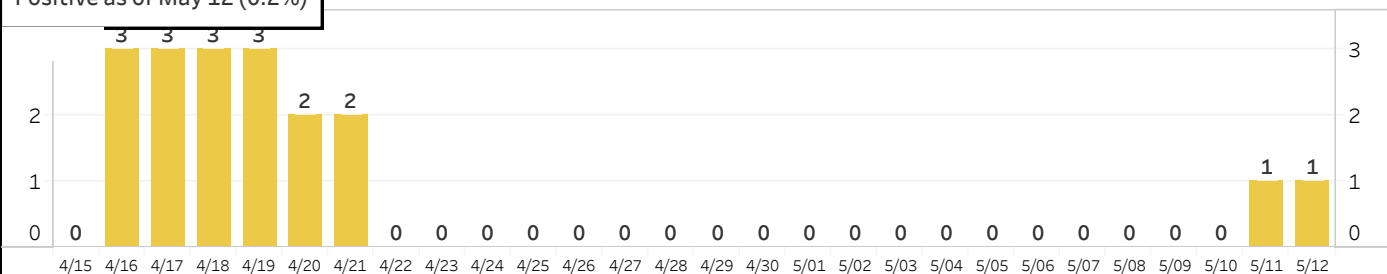
Current COVID Positive Residents & Staff (SNF, ALF & ICF-DD)

County	Facility Name	Provider Type	Update Time (UTC)	Positive Residents	Positive Residents Transferred	Positive Staff
TOTALS				1	4	6
NASSAU	LIFE CARE CENTER OF HILLIARD	NH	5/10/2020 8:32:00 PM	1	4	4
NASSAU	FERNANDINA BEACH REHABILITATION AND NURSING CENTER	NH	5/11/2020 12:32:00 PM	0	0	1
NASSAU	DAYSPRING VILLAGE, INC	ALF	5/11/2020 12:50:00 PM	0	0	1

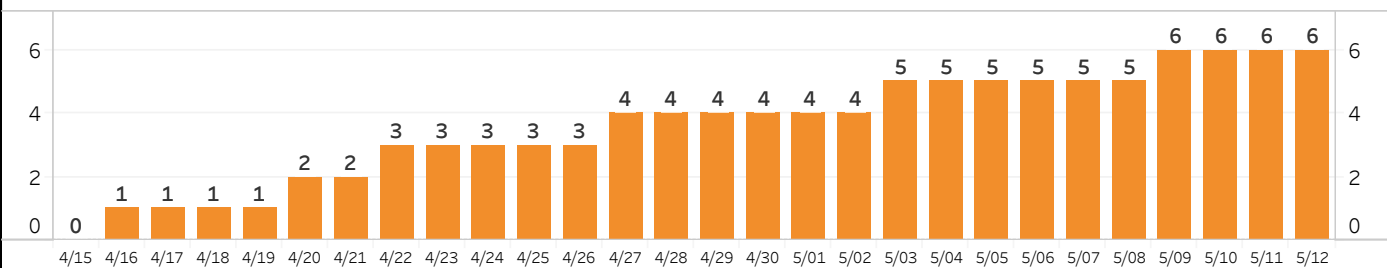
Data in this report are provisional and subject to change. The information contained in this report reflects the current available information reported by each facility's staff to the Department via the Agency for Health Care Administration's Emergency Status System. The data are not cumulative but reflect the information available for current residents and staff with cases as of yesterday's date.

1 of 566 Total Residents
Positive as of May 12 (0.2%)

Current COVID Positive Residents (SNF & ALF)



Current COVID Positive Staff (SNF & ALF)



Data from AHCA ESS (Emergency Status System)

COVID positive residents and staff in Intermediate Care Facilities are not included in the bar chart totals. The data presented are reported by individual facilities and reporting errors may occur.

COVID in LTC OKALOOSA

Last Updated: 5/11/2020 6:46:34 PM

2 Facilities in OKALOOSA
have COVID Positive
Cases as of May 12

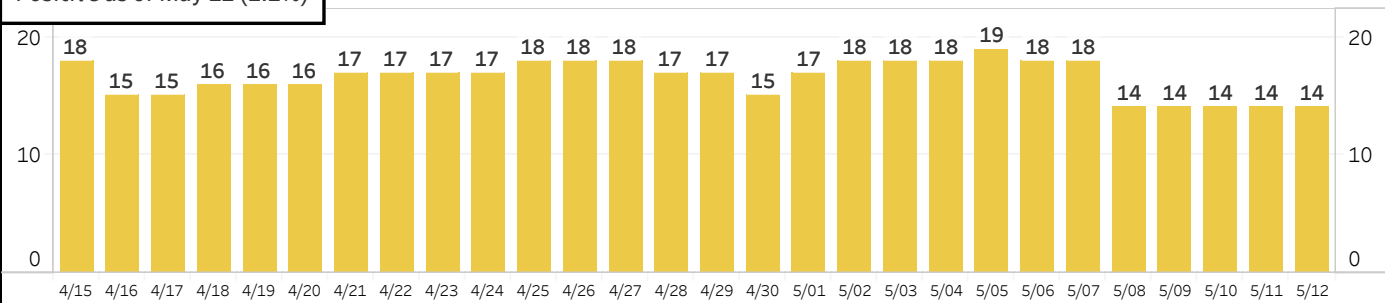
Current COVID Positive Residents & Staff (SNF, ALF & ICF-DD)

County	Facility Name	Provider Type	Update Time (UTC)	Positive Residents	Positive Residents Transferred	Positive Staff
TOTALS				14	0	10
OKALOOSA	MANOR AT BLUE WATER BAY, THE	NH	5/11/2020 1:08:00 PM	1	0	0
OKALOOSA	FORT WALTON REHABILITATION CENTER, LLC	NH	5/11/2020 1:10:00 PM	13	0	10

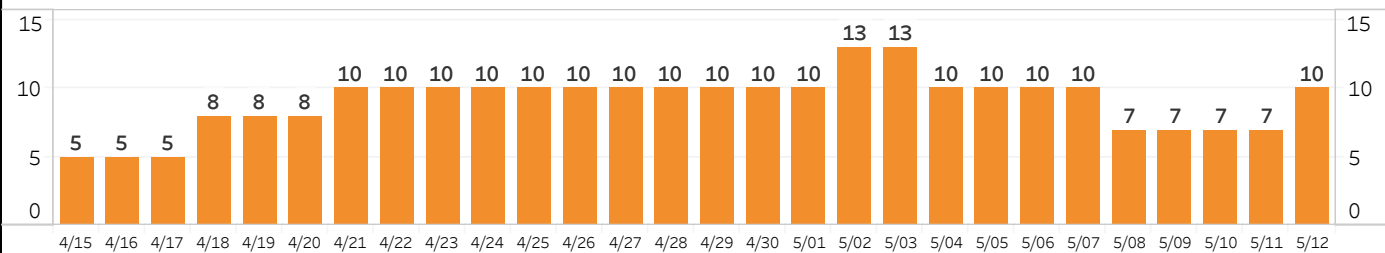
Data in this report are provisional and subject to change. The information contained in this report reflects the current available information reported by each facility's staff to the Department via the Agency for Health Care Administration's Emergency Status System. The data are not cumulative but reflect the information available for current residents and staff with cases as of yesterday's date.

14 of 1,303 Total Residents
Positive as of May 12 (1.1%)

Current COVID Positive Residents (SNF & ALF)



Current COVID Positive Staff (SNF & ALF)



Data from AHCA ESS (Emergency Status System)

COVID positive residents and staff in Intermediate Care Facilities are not included in the bar chart totals. The data presented are reported by individual facilities and reporting errors may occur.

COVID in LTC OKEECHOBEE

Last Updated: 5/11/2020 6:46:34 PM

1 Facilities in OKEECHOBEE
have COVID Positive Cases
as of May 12

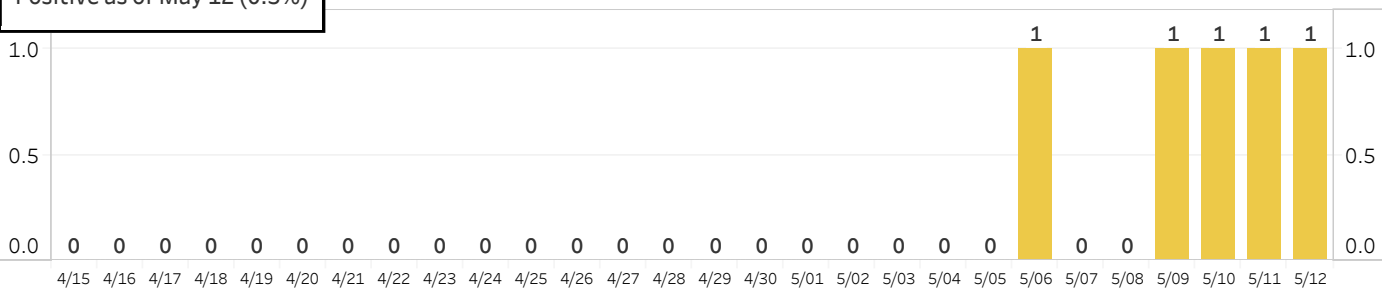
Current COVID Positive Residents & Staff (SNF, ALF & ICF-DD)

County	Facility Name	Provider Type	Update Time (UTC)	Positive Residents	Positive Residents Transferred	Positive Staff
TOTALS				1	0	3
OKEECHOBEE	OKEECHOBEE HEALTH CARE FACILITY	NH	5/11/2020 11:39:00 AM	1	0	3

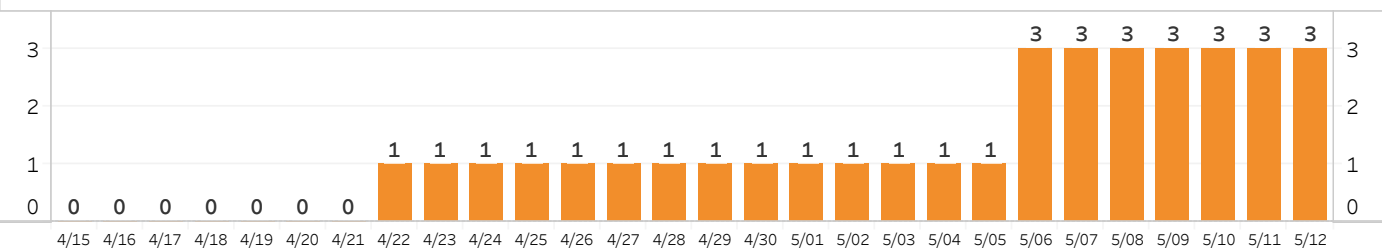
Data in this report are provisional and subject to change. The information contained in this report reflects the current available information reported by each facility's staff to the Department via the Agency for Health Care Administration's Emergency Status System. The data are not cumulative but reflect the information available for current residents and staff with cases as of yesterday's date.

1 of 187 Total Residents
Positive as of May 12 (0.5%)

Current COVID Positive Residents (SNF & ALF)



Current COVID Positive Staff (SNF & ALF)



Data from AHCA ESS (Emergency Status System)

COVID positive residents and staff in Intermediate Care Facilities are not included in the bar chart totals. The data presented are reported by individual facilities and reporting errors may occur.

COVID in LTC ORANGE

Last Updated: 5/11/2020 6:46:34 PM

15 Facilities in ORANGE
have COVID Positive
Cases as of May 12

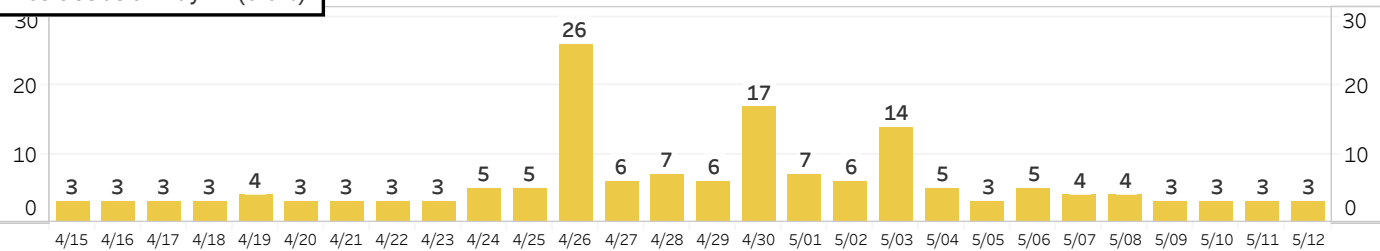
Current COVID Positive Residents & Staff (SNF, ALF & ICF-DD)

County	Facility Name	Provider Type	Update Time (UTC)	Positive Residents	Positive Residents Transferred	Positive Staff
TOTALS				3	7	19
ORANGE	HUNTERS CREEK NURSING AND REHAB CENTER	NH	5/11/2020 6:52:00 PM	0	0	1
ORANGE	MAYFLOWER HEALTHCARE CENTER	NH	5/11/2020 1:58:00 PM	0	1	0
ORANGE	SAVANNAH COVE	NH	5/11/2020 2:03:00 PM	1	0	0
ORANGE	PALM GARDEN OF ORLANDO	NH	5/11/2020 3:44:00 PM	0	2	2
ORANGE	ROSEWOOD HEALTH AND REHABILITATION CENTER	NH	5/11/2020 5:52:00 PM	1	1	2
ORANGE	REHABILITATION CENTER OF WINTER PARK, THE	NH	5/11/2020 9:53:00 AM	0	0	1
ORANGE	GUARDIAN CARE NURSING & REHABILITATION CENTER	NH	5/11/2020 2:06:00 PM	0	1	1
ORANGE	HARBORCHASE OF DR PHILLIPS	ALF	5/11/2020 2:23:00 PM	0	0	1
ORANGE	SONATA WEST	ALF	5/11/2020 1:18:00 PM	0	1	4
ORANGE	AZPIRA OF WINDERMERE	ALF	5/11/2020 1:08:00 PM	0	0	1
ORANGE	GENTRY PARK ORLANDO	ALF	5/11/2020 1:02:00 PM	0	0	2
ORANGE	GRAND PALMS ALF OPERATOR, LLC	ALF	5/11/2020 4:02:00 PM	0	0	1
ORANGE	THE ROSE GARDEN OF ORLANDO	ALF	5/11/2020 1:35:00 PM	0	0	2
ORANGE	BRIDGE ASSISTED LIVING AT LIFE CARE CENTER OF ORL..	ALF	5/11/2020 2:11:00 PM	0	0	1
ORANGE	SAVANNAH COURT OF MAITLAND	ALF	5/11/2020 2:03:00 PM	1	1	0

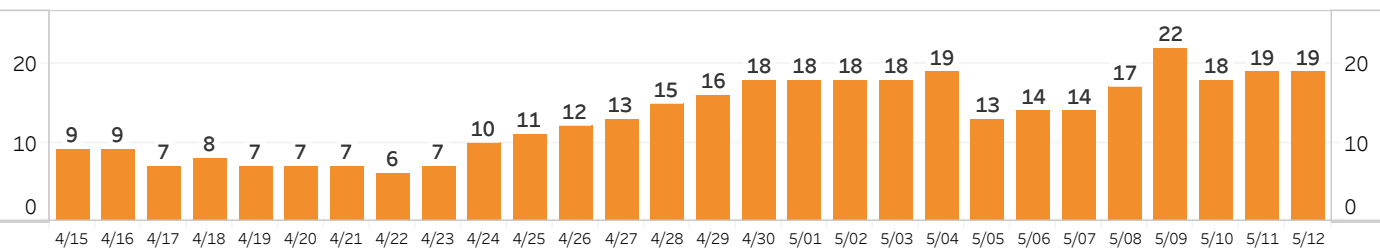
Data in this report are provisional and subject to change. The information contained in this report reflects the current available information reported by each facility's staff to the Department via the Agency for Health Care Administration's Emergency Status System. The data are not cumulative but reflect the information available for current residents and staff with cases as of yesterday's date.

3 of 6,226 Total Residents
Positive as of May 12 (0.0%)

Current COVID Positive Residents (SNF & ALF)



Current COVID Positive Staff (SNF & ALF)



Data from AHCA ESS (Emergency Status System)

COVID positive residents and staff in Intermediate Care Facilities are not included in the bar chart totals. The data presented are reported by individual facilities and reporting errors may occur.

COVID in LTC OSCEOLA

Last Updated: 5/11/2020 6:46:34 PM

5 Facilities in OSCEOLA
have COVID Positive
Cases as of May 12

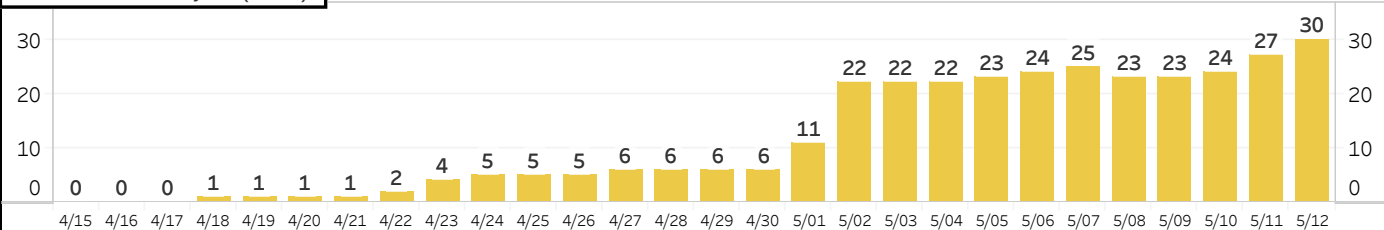
Current COVID Positive Residents & Staff (SNF, ALF & ICF-DD)

County	Facility Name	Provider Type	Update Time (UTC)	Positive Residents	Positive Residents Transferred	Positive Staff
TOTALS				30	15	15
OSCEOLA	TERRACE OF KISSIMMEE, THE	NH	5/11/2020 1:18:00 PM	0	0	1
OSCEOLA	SOLARIS HEALTHCARE OSCEOLA	NH	5/11/2020 1:01:00 PM	0	0	1
OSCEOLA	AVANTE AT ST. CLOUD, INC.	NH	5/11/2020 1:49:00 PM	0	0	1
OSCEOLA	TERRACE OF ST CLOUD, THE	NH	5/11/2020 11:56:00 AM	30	15	11
OSCEOLA	SONATA HUNTER'S CREEK	ALF	5/11/2020 12:48:00 PM	0	0	1

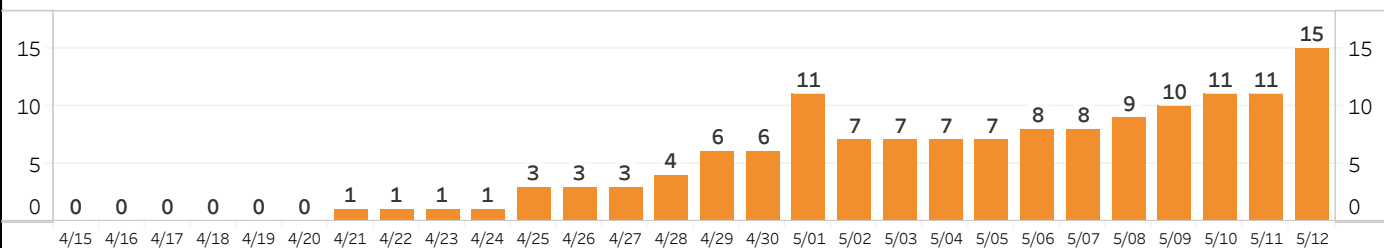
Data in this report are provisional and subject to change. The information contained in this report reflects the current available information reported by each facility's staff to the Department via the Agency for Health Care Administration's Emergency Status System. The data are not cumulative but reflect the information available for current residents and staff with cases as of yesterday's date.

30 of 1,603 Total Residents
Positive as of May 12 (1.9%)

Current COVID Positive Residents (SNF & ALF)



Current COVID Positive Staff (SNF & ALF)



Data from AHCA ESS (Emergency Status System)

COVID positive residents and staff in Intermediate Care Facilities are not included in the bar chart totals. The data presented are reported by individual facilities and reporting errors may occur.

COVID in LTC

PALM BEACH

Last Updated: 5/11/2020 6:46:34 PM

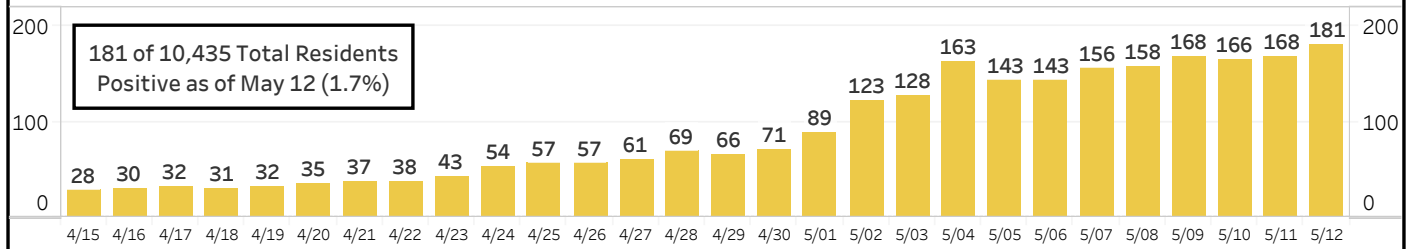
60 Facilities in PALM
BEACH have COVID
Positive Cases as of
May 12

Current COVID Positive Residents & Staff (SNF, ALF & ICF-DD)

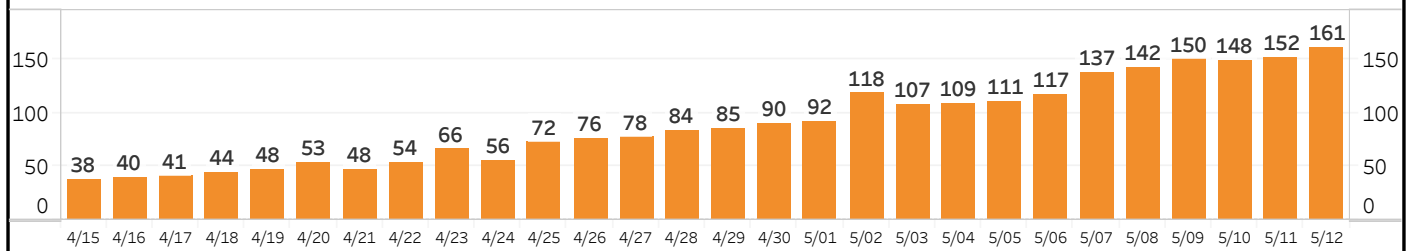
County	Facility Name	Provider Type	Update Time (UTC)	Positive Residents	Positive Residents Transferred	Positive Staff
TOTALS				181	162	161
PALM BEACH	HEALTH CENTER AT SINAI RESIDENCES	NH	5/11/2020 2:12:00 PM	0	0	2
PALM BEACH	MANORCARE HEALTH SERVICES	NH	5/11/2020 1:18:00 PM	4	4	2
PALM BEACH	VI AT LAKESIDE VILLAGE	NH	5/11/2020 1:31:00 PM	1	0	0
PALM BEACH	ABBAY DELRAY	NH	5/11/2020 1:09:00 PM	0	0	2
PALM BEACH	WILLOWBROOKE COURT SKILLED CARE CENTER- EDGE..	NH	5/11/2020 3:07:00 PM	1	0	2
PALM BEACH	WILLOWBROOKE COURT AT ST ANDREWS ESTATES	NH	5/11/2020 2:59:00 PM	9	2	2
PALM BEACH	MANORCARE HEALTH SERVICES WEST PALM BEACH	NH	5/11/2020 1:17:00 PM	0	0	1
PALM BEACH	HEARTLAND HEALTH CARE AND REHABILITATION CENT..	NH	5/11/2020 12:12:00 P..	17	5	6
PALM BEACH	STRATFORD COURT OF BOCA RATON	NH	5/11/2020 12:00:00 P..	2	7	7
PALM BEACH	BARRINGTON TERRACE OF BOYNTON BEACH	NH	5/11/2020 2:45:00 PM	0	0	2
PALM BEACH	HEARTLAND HEALTH CARE CENTER - PROSPERITY OAKS	NH	5/11/2020 11:34:00 ..	2	1	0
PALM BEACH	WOOD LAKE HEALTH AND REHABILITATION CENTER	NH	5/10/2020 3:55:00 PM	0	0	3
PALM BEACH	PALM GARDEN OF WEST PALM BEACH	NH	5/11/2020 1:14:00 PM	1	3	0
PALM BEACH	OASIS HEALTH AND REHABILITATION CENTER	NH	5/11/2020 9:58:00 AM	5	6	2
PALM BEACH	RENAISSANCE HEALTH AND REHABILITATION	NH	5/11/2020 11:03:00 ..	30	16	6
PALM BEACH	SIGNATURE HEALTHCARE OF PALM BEACH	NH	5/11/2020 1:57:00 PM	8	8	10
PALM BEACH	ROYAL PALM BEACH HEALTH AND REHABILITATION CE..	NH	5/11/2020 2:37:00 PM	1	0	1
PALM BEACH	HAMLIN PLACE OF BOYNTON BEACH	NH	5/11/2020 2:27:00 PM	0	3	0
PALM BEACH	REGENTS PARK NURSING & REHABILITATION CENTER	NH	5/11/2020 9:12:00 AM	8	15	15
PALM BEACH	BOYNTON BEACH REHABILITATION CENTER	NH	5/11/2020 2:09:00 PM	0	0	3
PALM BEACH	MEDICANA NURSING AND REHAB CENTER	NH	5/11/2020 7:15:00 PM	13	12	13
PALM BEACH	AVANTE AT BOCA RATON, INC.	NH	5/11/2020 11:54:00 ..	9	4	10
PALM BEACH	MANORCARE HEALTH SERVICES - BOYNTON BEACH	NH	5/11/2020 1:04:00 PM	10	0	0
PALM BEACH	LOURDES-NOREEN MCKEEN RESIDENCE FOR GERIATRI..	NH	5/11/2020 12:08:00 P..	0	0	1
PALM BEACH	HEARTLAND HEALTH CARE CENTER - BOYNTON BEACH	NH	5/11/2020 1:54:00 PM	8	5	1
PALM BEACH	AVANTE AT LAKE WORTH, INC.	NH	5/11/2020 1:43:00 PM	0	1	1
PALM BEACH	JOSEPH L. MORSE HEALTH CENTER, INC., THE	NH	5/11/2020 1:44:00 PM	0	1	2
PALM BEACH	LAKE VIEW CARE CENTER AT DELRAY	NH	5/11/2020 1:57:00 PM	4	8	4
PALM BEACH	NORTH LAKE CARE CENTER	NH	5/11/2020 1:52:00 PM	6	10	0
PALM BEACH	GLADES HEALTH CARE CENTER	NH	5/11/2020 1:46:00 PM	8	5	22
PALM BEACH	TERRACES OF LAKE WORTH CARE CENTER	NH	5/11/2020 12:50:00 P..	0	0	2
PALM BEACH	DARCY HALL OF LIFE CARE	NH	5/11/2020 12:37:00 P..	0	0	1
PALM BEACH	VENTURA HEALTH AND REHABILITATION CENTER	NH	5/11/2020 1:51:00 PM	1	2	2
PALM BEACH	REHABILITATION CENTER OF THE PALM BEACHES,THE	NH	5/11/2020 2:34:00 PM	0	8	0
PALM BEACH	BOULEVARD REHABILITATION CENTER	NH	5/11/2020 11:11:00 ..	14	14	4
PALM BEACH	ALLURE LIVING CARE	ALF	5/11/2020 11:11:00 ..	0	0	1
PALM BEACH	SYMPHONY AT DELRAY BEACH	ALF	5/11/2020 1:44:00 PM	0	1	0
PALM BEACH	THE LANDING OF LAKE WORTH	ALF	5/11/2020 1:29:00 PM	0	0	2
PALM BEACH	THE MERIDIAN AT BOCA RATON	ALF	5/11/2020 2:05:00 PM	1	2	5
PALM BEACH	1 AAA ASSISTED LIVING AT WELLINGTON	ALF	5/10/2020 10:47:00 P..	0	2	2
PALM BEACH	HEALTH CENTER AT SINAI RESIDENCES	ALF	5/11/2020 2:15:00 PM	0	0	2
PALM BEACH	ALLEGRO	ALF	5/11/2020 2:13:00 PM	0	0	1
PALM BEACH	COLONIAL ASSISTED LIVING AT BOYNTON BEACH, FL	ALF	5/11/2020 1:16:00 PM	0	1	0
PALM BEACH	ATRIA PARK OF ST JOSEPH'S	ALF	5/11/2020 12:49:00 P..	0	0	1
PALM BEACH	PALM'S EDGE ASSISTED LIVING AND MEMORY CARE	ALF	5/11/2020 2:02:00 PM	0	0	1
PALM BEACH	ARBOR OAKS AT GREENACRES	ALF	5/11/2020 3:43:00 PM	11	10	1
PALM BEACH	SONATA BOCA RATON	ALF	5/11/2020 2:44:00 PM	1	0	0
PALM BEACH	SONATA BOYNTON BEACH	ALF	5/11/2020 1:10:00 PM	4	2	1
PALM BEACH	CARLISLE PALM BEACH, THE	ALF	5/11/2020 1:25:00 PM	0	0	1
PALM BEACH	BROOKDALE WEST BOYNTON BEACH	ALF	5/11/2020 1:46:00 PM	0	1	1
PALM BEACH	BARRINGTON TERRACE AT BOYNTON BEACH	ALF	5/11/2020 2:43:00 PM	0	0	2
PALM BEACH	BRIGHTON GARDENS OF BOCA RATON	ALF	5/11/2020 4:25:00 PM	0	1	1
PALM BEACH	GRAND VILLA OF BOYNTON BEACH	ALF	5/11/2020 12:37:00 P..	0	0	2
PALM BEACH	BROOKDALE PALM BEACH GARDENS	ALF	5/11/2020 3:16:00 PM	0	0	1
PALM BEACH	OAKBRIDGE TERRACE AL RESIDENCE AT ST ANDREWS E..	ALF	5/11/2020 3:09:00 PM	0	0	1
PALM BEACH	FIVE STAR PREMIER RESIDENCES OF BOCA RATON	ALF	5/11/2020 2:28:00 PM	0	1	0
PALM BEACH	GRAND VILLA OF DELRAY EAST	ALF	5/11/2020 12:26:00 P..	0	0	3
PALM BEACH	CRESTHAVEN	ALF	5/11/2020 2:46:00 PM	2	0	3
PALM BEACH	PARKSIDE INN	ALF	5/11/2020 1:16:00 PM	0	1	0

Continued: COVID in LTC PALM BEACH

Current COVID Positive Residents (SNF & ALF)



Current COVID Positive Staff (SNF & ALF)



Data from AHCA ESS (Emergency Status System)

COVID positive residents and staff in Intermediate Care Facilities are not included in the bar chart totals. The data presented are reported by individual facilities and reporting errors may occur.

Data in this report are provisional and subject to change. The information contained in this report reflects the current available information reported by each facility's staff to the Department via the Agency for Health Care Administration's Emergency Status System. The data are not cumulative but reflect the information available for current residents and staff with cases as of yesterday's date.

COVID in LTC PASCO

Last Updated: 5/11/2020 6:47:40 PM

4 Facilities in PASCO
have COVID Positive
Cases as of May 12

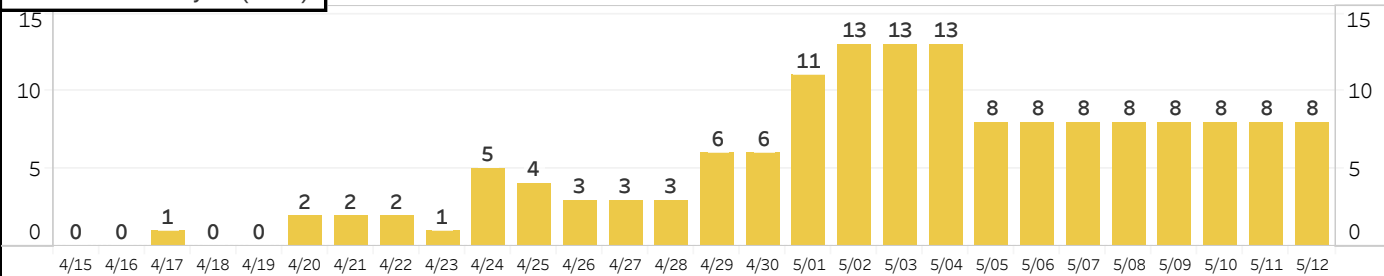
Current COVID Positive Residents & Staff (SNF, ALF & ICF-DD)

County	Facility Name	Provider Type	Update Time (UTC)	Positive Residents	Positive Residents Transferred	Positive Staff
TOTALS				8	8	16
PASCO	HEARTLAND OF ZEPHYRHILLS	NH	5/11/2020 12:45:00 PM	0	1	0
PASCO	ROYAL OAK NURSING CENTER	NH	5/11/2020 1:49:00 PM	8	7	14
PASCO	WELLSPRING ASSISTED LIVING FACILITY	ALF	5/11/2020 3:18:00 PM	0	0	1
PASCO	GRAND VILLA OF NEW PORT RICHEY	ALF	5/11/2020 12:21:00 PM	0	0	1

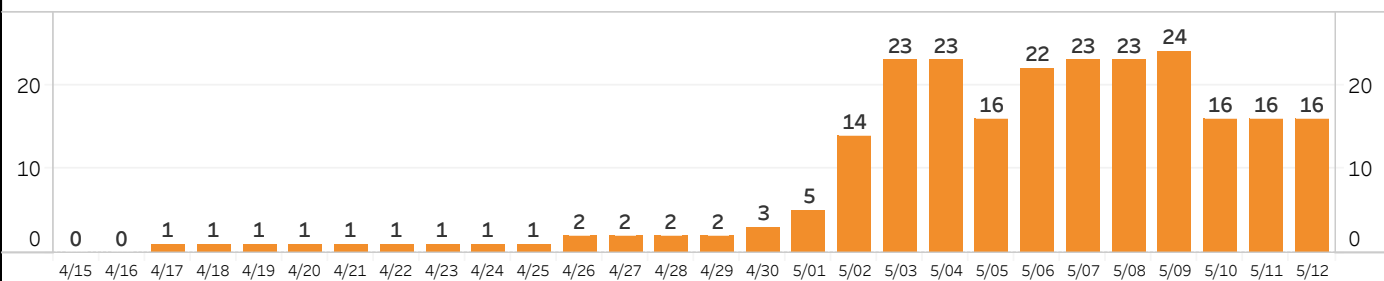
Data in this report are provisional and subject to change. The information contained in this report reflects the current available information reported by each facility's staff to the Department via the Agency for Health Care Administration's Emergency Status System. The data are not cumulative but reflect the information available for current residents and staff with cases as of yesterday's date.

8 of 4,038 Total Residents
Positive as of May 12 (0.2%)

Current COVID Positive Residents (SNF & ALF)



Current COVID Positive Staff (SNF & ALF)



Data from AHCA ESS (Emergency Status System)

COVID positive residents and staff in Intermediate Care Facilities are not included in the bar chart totals. The data presented are reported by individual facilities and reporting errors may occur.

COVID in LTC PINELLAS

Last Updated: 5/11/2020 6:47:40 PM

34 Facilities in
PINELLAS have COVID
Positive Cases as of
May 12

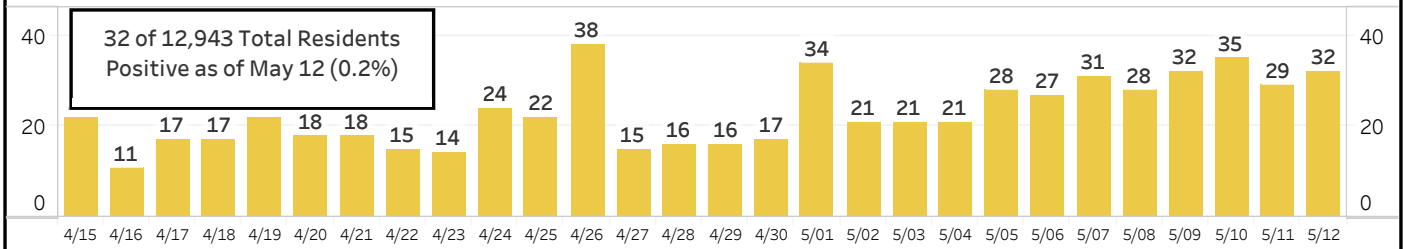
Current COVID Positive Residents & Staff (SNF, ALF & ICF-DD)

County	Facility Name	Provider Type	Update Time (UTC)	Positive Residents	Positive Residents Transferred	Positive Staff
TOTALS				32	102	44
PINELLAS	BARDMOOR OAKS HEALTHCARE AND REHABILITATION ..	NH	5/11/2020 12:40:00 P..	0	1	0
PINELLAS	GULF SHORE CARE CENTER	NH	5/11/2020 2:50:00 PM	0	5	2
PINELLAS	ST. MARK VILLAGE	NH	5/11/2020 2:12:00 PM	0	27	11
PINELLAS	FREEDOM SQUARE HEALTH CARE CENTER	NH	5/10/2020 3:22:00 PM	0	13	5
PINELLAS	MASONIC HOME OF FLORIDA	NH	5/11/2020 2:25:00 PM	0	0	1
PINELLAS	CONSULATE HEALTH CARE OF ST PETERSBURG	NH	5/11/2020 12:28:00 P..	0	0	1
PINELLAS	PALM GARDEN OF PINELLAS	NH	5/11/2020 3:29:00 PM	0	0	2
PINELLAS	WESTCHESTER GARDENS HEALTH & REHABILITATION	NH	5/11/2020 1:27:00 PM	0	0	1
PINELLAS	COUNTRYSIDE REHAB AND HEALTHCARE CENTER	NH	5/11/2020 7:00:00 PM	0	0	1
PINELLAS	PALM GARDEN OF LARGO	NH	5/11/2020 1:15:00 PM	1	1	2
PINELLAS	PINELLAS POINT NURSING AND REHAB CENTER	NH	5/11/2020 2:37:00 PM	3	3	3
PINELLAS	TARPON BAYOU CENTER	NH	5/11/2020 3:11:00 PM	0	0	1
PINELLAS	GATEWAY CARE CENTER	NH	5/11/2020 3:50:00 PM	0	0	1
PINELLAS	LAKESIDE OAKS CARE CENTER	NH	5/11/2020 3:11:00 PM	0	0	2
PINELLAS	SOUTH HERITAGE HEALTH & REHABILITATION CENTER	NH	5/11/2020 2:03:00 PM	0	0	1
PINELLAS	SEMINOLE PAVILION HEALTH CENTER	NH	5/11/2020 1:07:00 PM	0	33	0
PINELLAS	BON SECOURS MARIA MANOR NURSING CARE CENTER	NH	5/11/2020 12:05:00 P..	0	0	1
PINELLAS	CARRINGTON PLACE OF ST PETE	NH	5/11/2020 1:48:00 PM	16	1	0
PINELLAS	ST PETERSBURG NURSING & REHABILITATION	NH	5/11/2020 2:31:00 PM	10	0	1
PINELLAS	HIGHLAND PINES REHABILITATION CENTER	NH	5/11/2020 1:29:00 PM	0	0	1
PINELLAS	APOLLO HEALTH AND REHABILITATION CENTER	NH	5/11/2020 5:27:00 PM	0	0	1
PINELLAS	CARE CENTER AT PINELLAS PARK, THE	NH	5/11/2020 1:32:00 PM	0	1	0
PINELLAS	BAY TREE CENTER	NH	5/11/2020 7:46:00 PM	0	1	0
PINELLAS	WALTON PLACE	ALF	5/11/2020 1:39:00 PM	0	0	1
PINELLAS	BRISTOL COURT ASSISTED LIVING	ALF	5/8/2020 3:11:00 PM	1	0	0
PINELLAS	PATRICK MANOR INC	ALF	5/11/2020 1:47:00 PM	0	11	2
PINELLAS	GRAND VILLA OF PINELLAS PARK	ALF	5/11/2020 12:29:00 P..	1	0	0
PINELLAS	INN AT LAKE SEMINOLE SQUARE (THE)	ALF	5/11/2020 12:40:00 P..	0	3	0
PINELLAS	OAKS OF CLEARWATER, THE	ALF	5/11/2020 12:00:00 P..	0	0	1
PINELLAS	ST MARK VILLAGE INC	ALF	5/11/2020 2:16:00 PM	0	0	1
PINELLAS	INN AT FREEDOM SQUARE (THE)	ALF	5/11/2020 3:12:00 PM	0	2	0
PINELLAS	THE VILLAS AT LAKESIDE OAKS	ALF	5/11/2020 11:37:00 ..	0	0	1

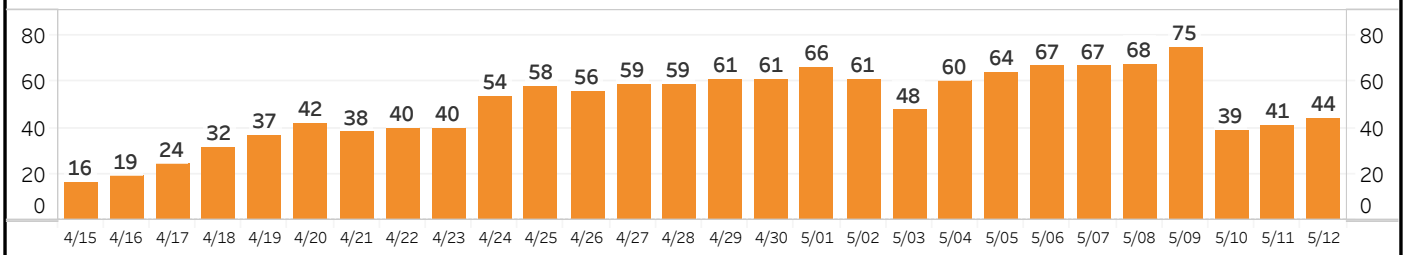
Continued: COVID in LTC

PINELLAS

Current COVID Positive Residents (SNF & ALF)



Current COVID Positive Staff (SNF & ALF)



Data from AHCA ESS (Emergency Status System)

COVID positive residents and staff in Intermediate Care Facilities are not included in the bar chart totals. The data presented are reported by individual facilities and reporting errors may occur.

Data in this report are provisional and subject to change. The information contained in this report reflects the current available information reported by each facility's staff to the Department via the Agency for Health Care Administration's Emergency Status System. The data are not cumulative but reflect the information available for current residents and staff with cases as of yesterday's date.

COVID in LTC POLK

Last Updated: 5/11/2020 6:46:34 PM

8 Facilities in POLK
have COVID Positive
Cases as of May 12

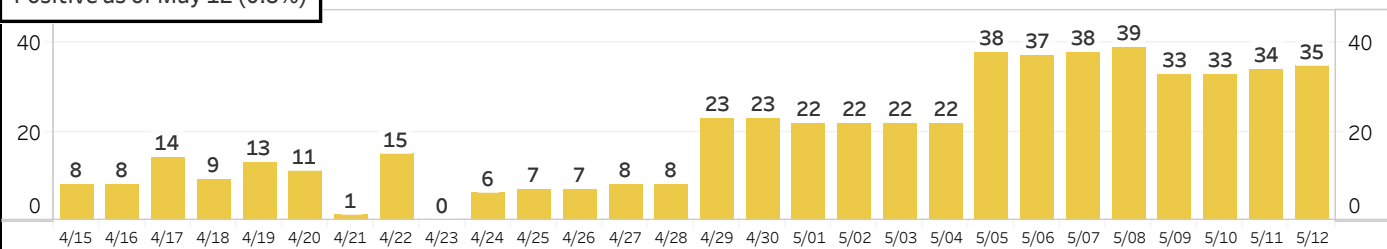
Current COVID Positive Residents & Staff (SNF, ALF & ICF-DD)

County	Facility Name	Provider Type	Update Time (UTC)	Positive Residents	Positive Residents Transferred	Positive Staff
TOTALS				35	59	45
POLK	SCOTT LAKE HEALTH AND REHABILITATION CENTER	NH	5/11/2020 12:51:00 PM	0	0	1
POLK	HIGHLANDS LAKE CENTER	NH	5/11/2020 3:07:00 PM	7	54	23
POLK	PALM GARDEN OF WINTER HAVEN	NH	5/11/2020 3:42:00 PM	3	0	1
POLK	LAKELAND HILLS CENTER	NH	5/11/2020 12:50:00 PM	0	1	0
POLK	CONSULATE HEALTH CARE OF LAKELAND	NH	5/11/2020 3:51:00 PM	2	4	3
POLK	BRANDYWYNE HEALTH CARE CENTER	NH	5/10/2020 9:31:00 PM	23	0	15
POLK	SPRING HAVEN RETIREMENT COMMUNITY	ALF	5/11/2020 11:59:00 AM	0	0	1
POLK	GRAND VILLA OF LAKELAND	ALF	5/11/2020 12:22:00 PM	0	0	1

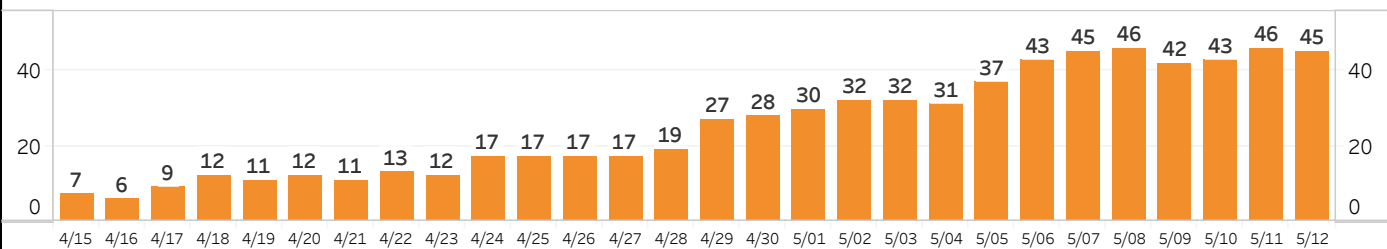
Data in this report are provisional and subject to change. The information contained in this report reflects the current available information reported by each facility's staff to the Department via the Agency for Health Care Administration's Emergency Status System. The data are not cumulative but reflect the information available for current residents and staff with cases as of yesterday's date.

35 of 4,584 Total Residents
Positive as of May 12 (0.8%)

Current COVID Positive Residents (SNF & ALF)



Current COVID Positive Staff (SNF & ALF)



Data from AHCA ESS (Emergency Status System)

COVID positive residents and staff in Intermediate Care Facilities are not included in the bar chart totals. The data presented are reported by individual facilities and reporting errors may occur.

COVID in LTC PUTNAM

Last Updated: 5/11/2020 6:46:34 PM

1 Facilities in PUTNAM
have COVID Positive
Cases as of May 12

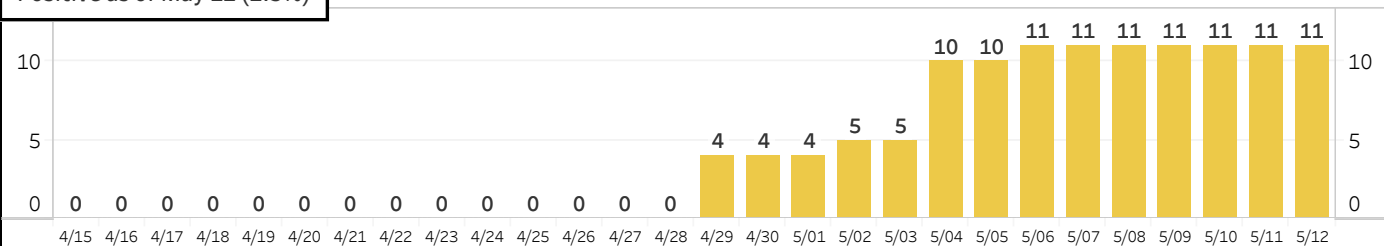
Current COVID Positive Residents & Staff (SNF, ALF & ICF-DD)

County	Facility Name	Provider Type	Update Time (UTC)	Positive Residents	Positive Residents Transferred	Positive Staff
TOTALS				11	2	13
PUTNAM	SOLARIS HEALTHCARE PALATKA	NH	5/11/2020 6:53:00 PM	11	2	13

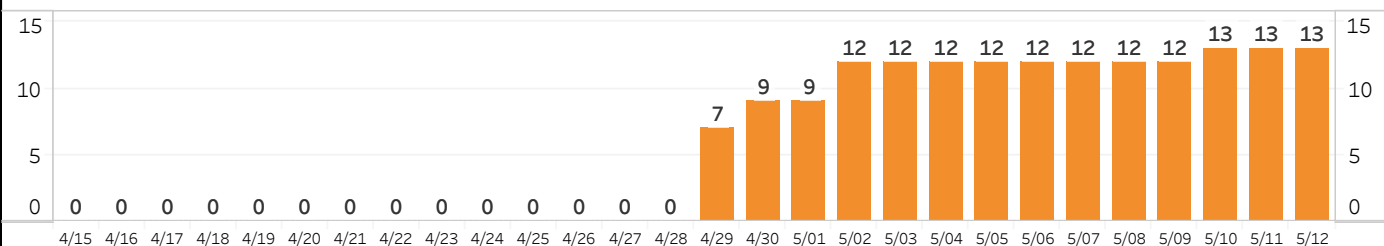
Data in this report are provisional and subject to change. The information contained in this report reflects the current available information reported by each facility's staff to the Department via the Agency for Health Care Administration's Emergency Status System. The data are not cumulative but reflect the information available for current residents and staff with cases as of yesterday's date.

11 of 443 Total Residents
Positive as of May 12 (2.5%)

Current COVID Positive Residents (SNF & ALF)



Current COVID Positive Staff (SNF & ALF)



Data from AHCA ESS (Emergency Status System)

COVID positive residents and staff in Intermediate Care Facilities are not included in the bar chart totals. The data presented are reported by individual facilities and reporting errors may occur.

COVID in LTC ST. JOHNS

Last Updated: 5/11/2020 6:46:34 PM

3 Facilities in ST. JOHNS
have COVID Positive
Cases as of May 12

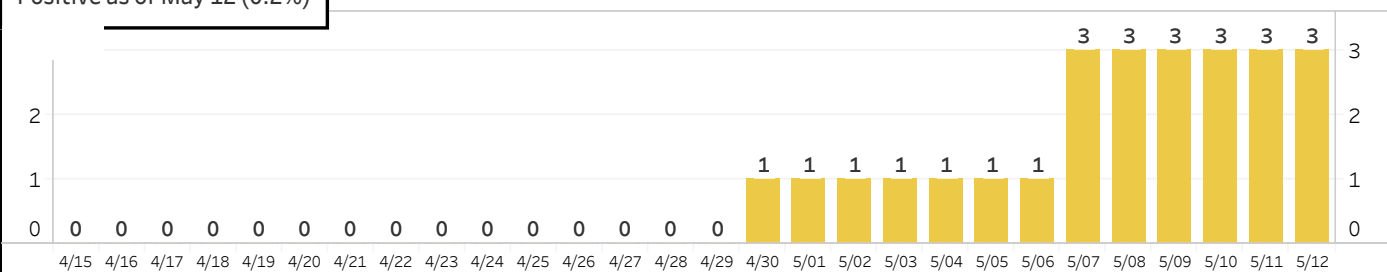
Current COVID Positive Residents & Staff (SNF, ALF & ICF-DD)

County	Facility Name	Provider Type	Update Time (UTC)	Positive Residents	Positive Residents Transferred	Positive Staff
TOTALS				3	0	6
ST. JOHNS	CLYDE E LASSEN STATE VETERANS NURSING HOME	NH	5/9/2020 5:12:00 PM	0	0	3
ST. JOHNS	SAMANTHA WILSON CARE CENTER	NH	5/11/2020 2:10:00 PM	0	0	1
ST. JOHNS	PONCE THERAPY CARE CENTER, THE	NH	5/11/2020 12:03:00 PM	3	0	2

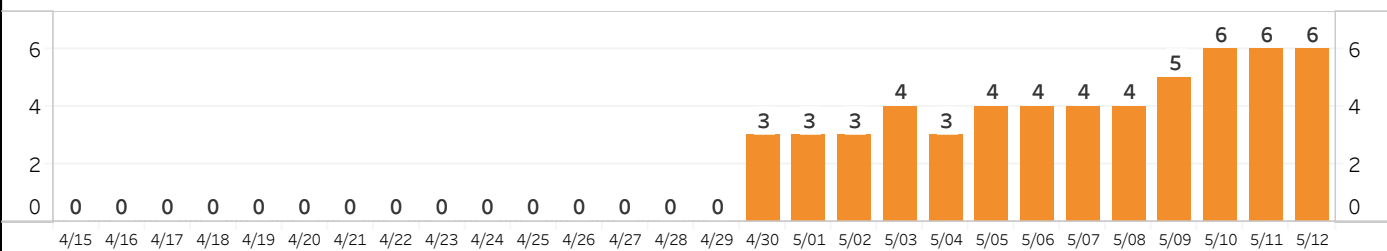
Data in this report are provisional and subject to change. The information contained in this report reflects the current available information reported by each facility's staff to the Department via the Agency for Health Care Administration's Emergency Status System. The data are not cumulative but reflect the information available for current residents and staff with cases as of yesterday's date.

3 of 1,528 Total Residents
Positive as of May 12 (0.2%)

Current COVID Positive Residents (SNF & ALF)



Current COVID Positive Staff (SNF & ALF)



Data from AHCA ESS (Emergency Status System)

COVID positive residents and staff in Intermediate Care Facilities are not included in the bar chart totals. The data presented are reported by individual facilities and reporting errors may occur.

COVID in LTC ST. LUCIE

Last Updated: 5/11/2020 6:46:34 PM

3 Facilities in ST.
LUCIE have COVID
Positive Cases as of
May 12

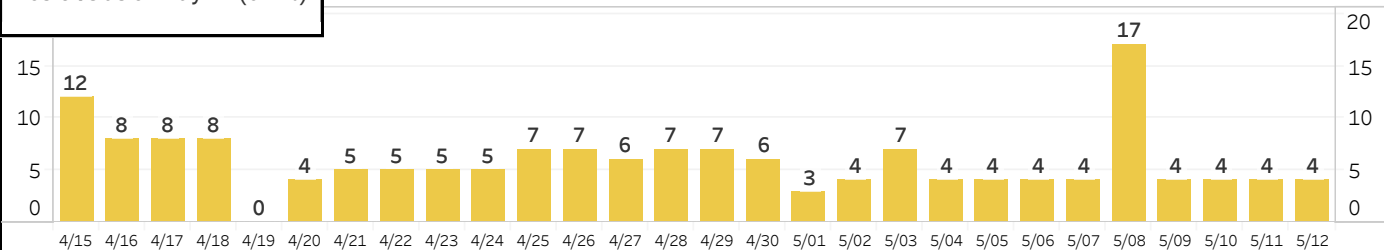
Current COVID Positive Residents & Staff (SNF, ALF & ICF-DD)

County	Facility Name	Provider Type	Update Time (UTC)	Positive Residents	Positive Residents Transferred	Positive Staff
TOTALS				4	11	7
ST. LUCIE	PALM GARDEN OF PORT ST. LUCIE	NH	5/11/2020 7:18:00 PM	1	0	0
ST. LUCIE	WATERCREST OF ST LUCIE WEST ASSISTED LIVING AND MEMORY CARE	ALF	5/11/2020 2:34:00 PM	0	0	1
ST. LUCIE	THE BROADMOOR ALF	ALF	5/11/2020 1:09:00 PM	3	11	6

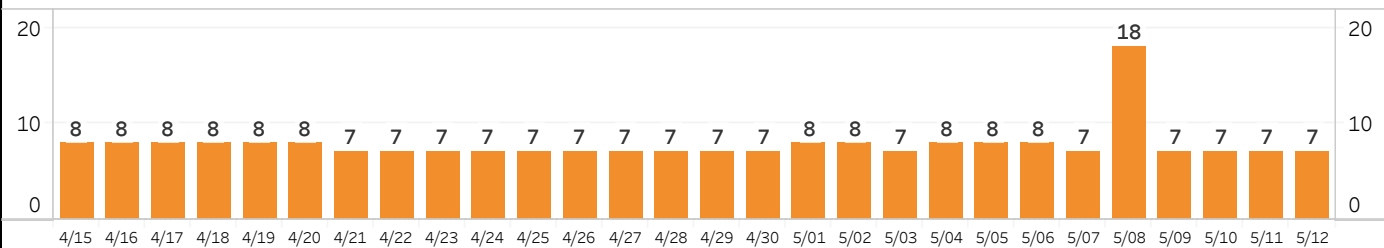
Data in this report are provisional and subject to change. The information contained in this report reflects the current available information reported by each facility's staff to the Department via the Agency for Health Care Administration's Emergency Status System. The data are not cumulative but reflect the information available for current residents and staff with cases as of yesterday's date.

4 of 1,780 Total Residents
Positive as of May 12 (0.2%)

Current COVID Positive Residents (SNF & ALF)



Current COVID Positive Staff (SNF & ALF)



Data from AHCA ESS (Emergency Status System)

COVID positive residents and staff in Intermediate Care Facilities are not included in the bar chart totals. The data presented are reported by individual facilities and reporting errors may occur.

COVID in LTC SANTA ROSA

Last Updated: 5/11/2020 6:46:34 PM

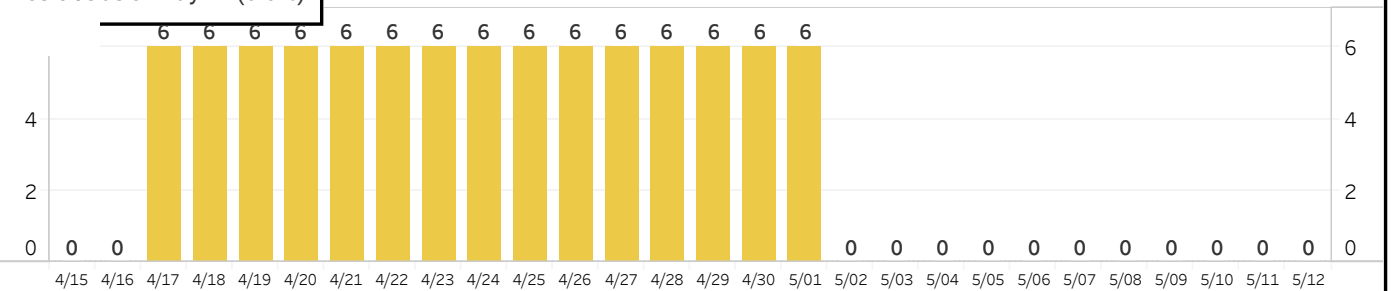
No facilities have COVID cases in this county.

Current COVID Positive Residents & Staff (SNF, ALF & ICF-DD)

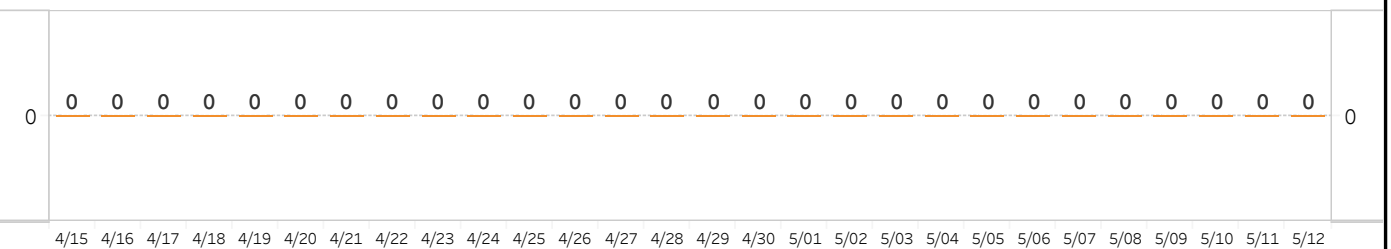
Data in this report are provisional and subject to change. The information contained in this report reflects the current available information reported by each facility's staff to the Department via the Agency for Health Care Administration's Emergency Status System. The data are not cumulative but reflect the information available for current residents and staff with cases as of yesterday's date.

0 of 932 Total Residents
Positive as of May 12 (0.0%)

Current COVID Positive Residents (SNF & ALF)



Current COVID Positive Staff (SNF & ALF)



Data from AHCA ESS (Emergency Status System)

COVID positive residents and staff in Intermediate Care Facilities are not included in the bar chart totals. The data presented are reported by individual facilities and reporting errors may occur.

COVID in LTC SARASOTA

Last Updated: 5/11/2020 6:46:34 PM

16 Facilities in
SARASOTA have
COVID Positive Cases
as of May 12

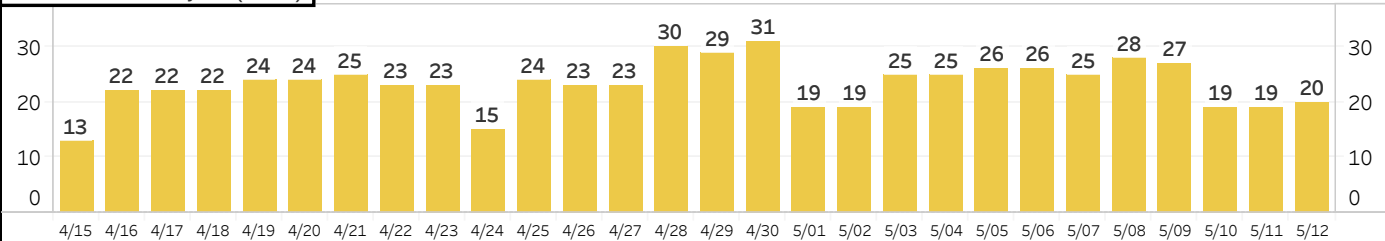
Current COVID Positive Residents & Staff (SNF, ALF & ICF-DD)

County	Facility Name	Provider Type	Update Time (UTC)	Positive Residents	Positive Residents Transferred	Positive Staff
TOTALS				20	47	31
SARASOTA	SARASOTA POINT REHABILITATION CENTER	NH	5/11/2020 1:26:00 PM	10	10	4
SARASOTA	CONSULATE HEALTH CARE OF SARASOTA	NH	5/11/2020 12:26:00 P..	0	1	0
SARASOTA	PLYMOUTH HARBOR INCORPORATED	NH	5/11/2020 3:21:00 PM	1	1	6
SARASOTA	MAGNOLIA HEALTH AND REHABILITATION CENTER	NH	5/11/2020 2:01:00 PM	0	1	0
SARASOTA	TARPON POINT NURSING AND REHABILITATION CENTER	NH	5/11/2020 3:44:00 PM	6	1	8
SARASOTA	SPRINGS AT LAKE POINTE WOODS	NH	5/11/2020 2:10:00 PM	0	7	1
SARASOTA	SUNNYSIDE NURSING HOME	NH	5/11/2020 4:36:00 PM	0	0	1
SARASOTA	PINES OF SARASOTA	NH	5/11/2020 1:19:00 PM	2	2	3
SARASOTA	CROSSBREEZE CARE CENTER	NH	5/11/2020 11:59:00 ..	0	10	1
SARASOTA	SARASOTA HEALTH AND REHABILITATION CENTER	NH	5/11/2020 1:16:00 PM	0	0	1
SARASOTA	BENEVA LAKES HEALTHCARE AND REHABILITATION CE..	NH	5/11/2020 1:26:00 PM	0	0	1
SARASOTA	ANGELS SENIOR LIVING AT SARASOTA	ALF	5/11/2020 9:44:00 PM	0	3	2
SARASOTA	MANGO PLACE	ALF	5/11/2020 7:35:00 PM	0	0	1
SARASOTA	ARDEN COURTS OF SARASOTA	ALF	5/11/2020 1:55:00 PM	0	0	1
SARASOTA	HARBORCHASE OF VENICE	ALF	5/11/2020 2:02:00 PM	1	1	0
SARASOTA	BROOKDALE DEER CREEK SARASOTA	ALF	5/11/2020 12:22:00 P..	0	10	1

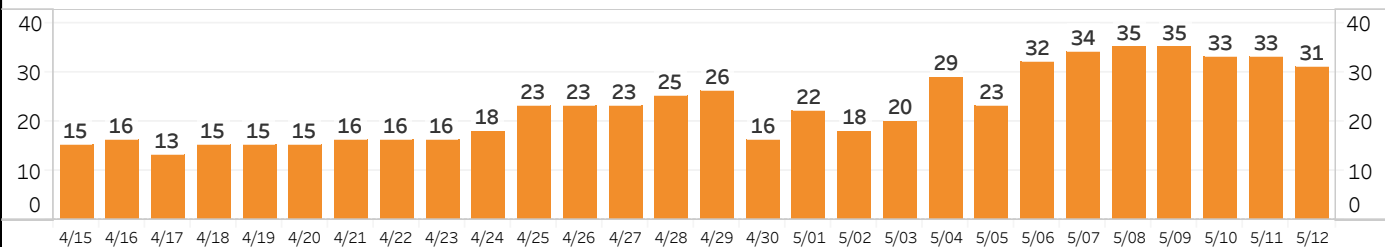
Data in this report are provisional and subject to change. The information contained in this report reflects the current available information reported by each facility's staff to the Department via the Agency for Health Care Administration's Emergency Status System. The data are not cumulative but reflect the information available for current residents and staff with cases as of yesterday's date.

20 of 6,004 Total Residents
Positive as of May 12 (0.3%)

Current COVID Positive Residents (SNF & ALF)



Current COVID Positive Staff (SNF & ALF)



Data from AHCA ESS (Emergency Status System)

COVID positive residents and staff in Intermediate Care Facilities are not included in the bar chart totals. The data presented are reported by individual facilities and reporting errors may occur.

COVID in LTC SEMINOLE

Last Updated: 5/11/2020 6:46:34 PM

8 Facilities in
SEMINOLE have
COVID Positive Cases
as of May 12

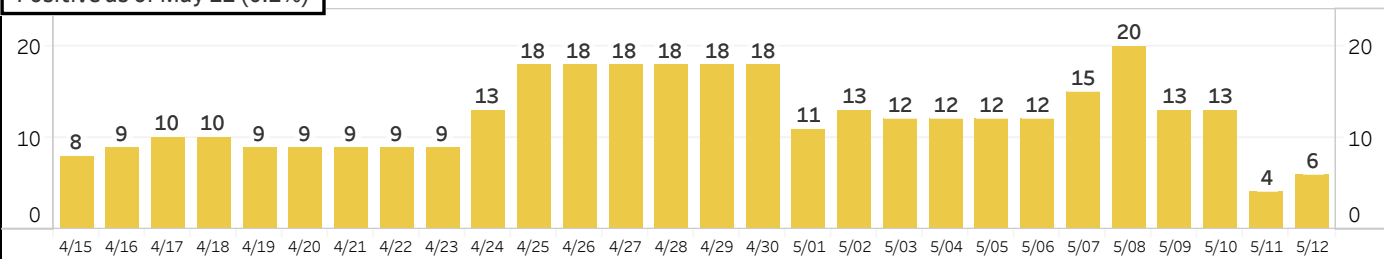
Current COVID Positive Residents & Staff (SNF, ALF & ICF-DD)

County	Facility Name	Provider Type	Update Time (UTC)	Positive Residents	Positive Residents Transferred	Positive Staff
TOTALS				6	2	8
SEMINOLE	TUSKAWILLA NURSING AND REHAB CENTER	NH	5/11/2020 2:06:00 PM	0	0	2
SEMINOLE	CONSULATE HEALTH CARE AT WEST ALTAMONTE	NH	5/11/2020 1:19:00 PM	4	1	1
SEMINOLE	ADVENTHEALTH CARE CENTER APOPKA SOUTH	NH	5/11/2020 1:12:00 PM	0	0	1
SEMINOLE	FERN PARK DEVELOPMENTAL CENTER	ICF	5/11/2020 11:56:00 AM	2	0	0
SEMINOLE	FAITH HOUSE ASSISTED LIVING FACILITY	ALF	5/10/2020 3:23:00 PM	0	0	1
SEMINOLE	ENGLISH ESTATES ASSISTED LIVING FACILITY INC	ALF	5/11/2020 10:39:00 AM	0	0	1
SEMINOLE	GRACIOUS AGE	ALF	5/11/2020 4:01:00 PM	0	0	2
SEMINOLE	BROOKDALE LAKE ORIENTA	ALF	5/11/2020 10:23:00 AM	0	1	0

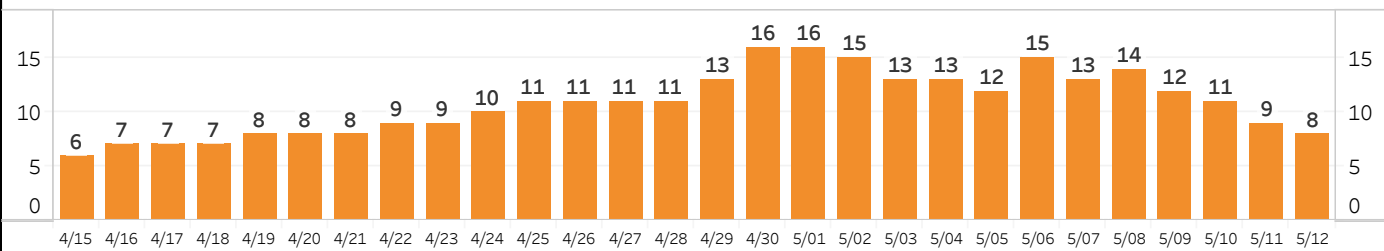
Data in this report are provisional and subject to change. The information contained in this report reflects the current available information reported by each facility's staff to the Department via the Agency for Health Care Administration's Emergency Status System. The data are not cumulative but reflect the information available for current residents and staff with cases as of yesterday's date.

6 of 3,335 Total Residents
Positive as of May 12 (0.2%)

Current COVID Positive Residents (SNF & ALF)



Current COVID Positive Staff (SNF & ALF)



Data from AHCA ESS (Emergency Status System)

COVID positive residents and staff in Intermediate Care Facilities are not included in the bar chart totals. The data presented are reported by individual facilities and reporting errors may occur.

COVID in LTC SUMTER

Last Updated: 5/11/2020 6:47:40 PM

2 Facilities in
SUMTER have COVID
Positive Cases as of
May 12

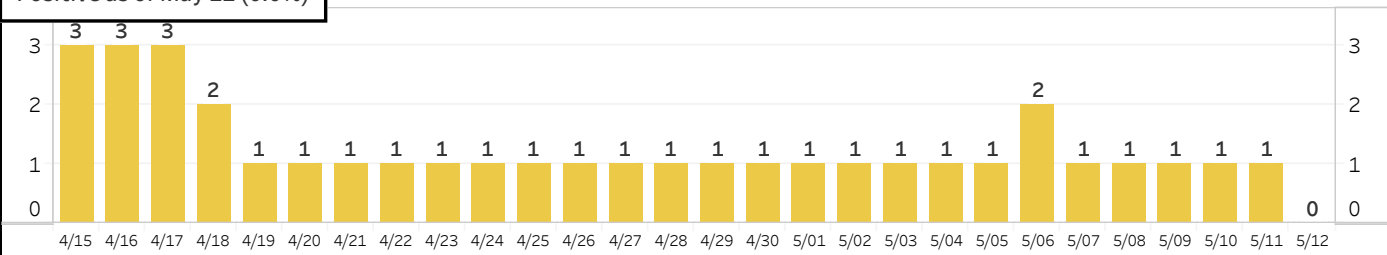
Current COVID Positive Residents & Staff (SNF, ALF & ICF-DD)

County	Facility Name	Provider Type	Update Time (UTC)	Positive Residents	Positive Residents Transferred	Positive Staff
TOTALS				0	3	3
SUMTER	BUFFALO CROSSING HEALTHCARE AND REHABILITATION CENTER	NH	5/11/2020 2:46:00 PM	0	1	3
SUMTER	OSPREY POINT NURSING CENTER	NH	5/11/2020 1:31:00 PM	0	2	0

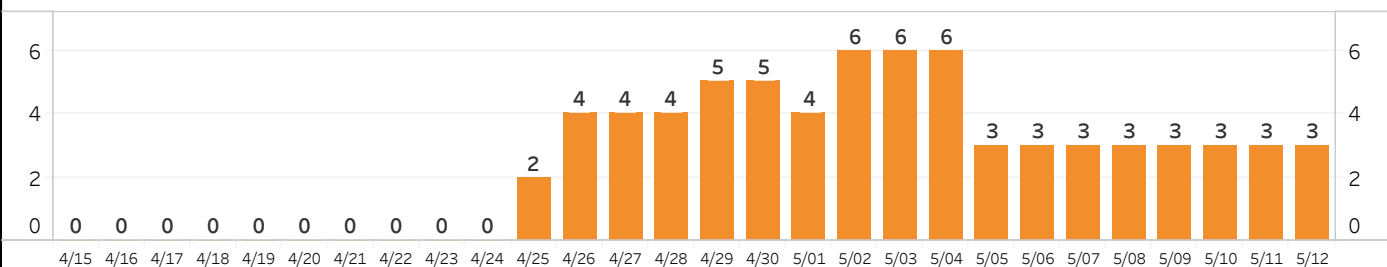
Data in this report are provisional and subject to change. The information contained in this report reflects the current available information reported by each facility's staff to the Department via the Agency for Health Care Administration's Emergency Status System. The data are not cumulative but reflect the information available for current residents and staff with cases as of yesterday's date.

0 of 1,128 Total Residents
Positive as of May 12 (0.0%)

Current COVID Positive Residents (SNF & ALF)



Current COVID Positive Staff (SNF & ALF)



Data from AHCA ESS (Emergency Status System)

COVID positive residents and staff in Intermediate Care Facilities are not included in the bar chart totals. The data presented are reported by individual facilities and reporting errors may occur.

COVID in LTC SUWANNEE

Last Updated: 5/11/2020 6:46:34 PM

3 Facilities in
SUWANNEE have
COVID Positive Cases
as of May 12

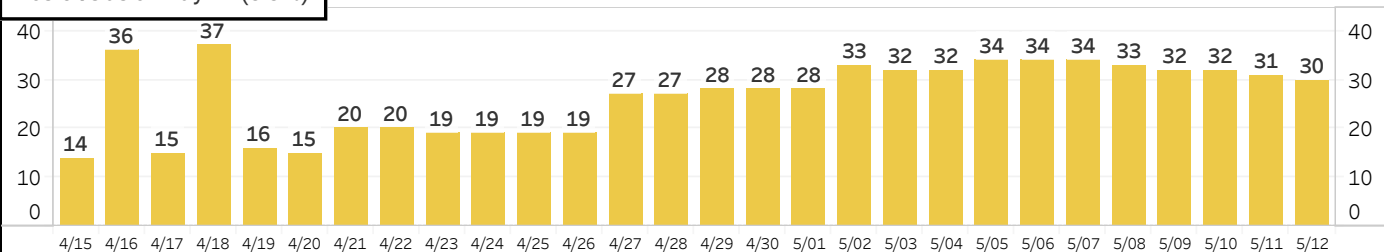
Current COVID Positive Residents & Staff (SNF, ALF & ICF-DD)

County	Facility Name	Provider Type	Update Time (UTC)	Positive Residents	Positive Residents Transferred	Positive Staff
TOTALS				30	35	6
SUWANNEE	SUWANNEE HEALTH AND REHABILITATION CENTER	NH	5/11/2020 1:58:00 PM	30	35	4
SUWANNEE	GOOD SAMARITAN CENTER	NH	5/11/2020 4:40:00 PM	0	0	1
SUWANNEE	DACIER MANOR	ALF	5/11/2020 1:58:00 PM	0	0	1

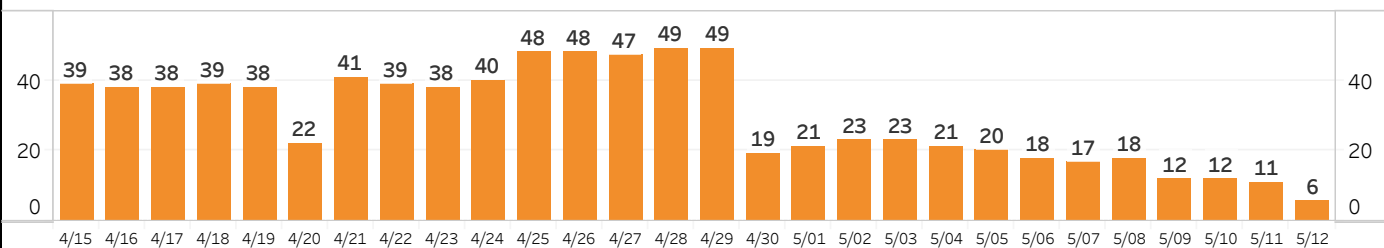
Data in this report are provisional and subject to change. The information contained in this report reflects the current available information reported by each facility's staff to the Department via the Agency for Health Care Administration's Emergency Status System. The data are not cumulative but reflect the information available for current residents and staff with cases as of yesterday's date.

30 of 338 Total Residents
Positive as of May 12 (8.9%)

Current COVID Positive Residents (SNF & ALF)



Current COVID Positive Staff (SNF & ALF)



Data from AHCA ESS (Emergency Status System)

COVID positive residents and staff in Intermediate Care Facilities are not included in the bar chart totals. The data presented are reported by individual facilities and reporting errors may occur.

COVID in LTC TAYLOR

Last Updated: 5/11/2020 6:47:40 PM

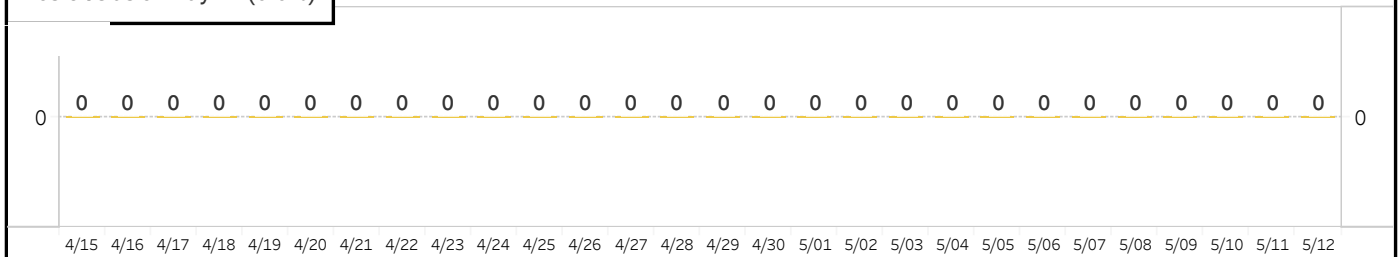
No facilities have
COVID cases in this
county.

Current COVID Positive Residents & Staff (SNF, ALF & ICF-DD)

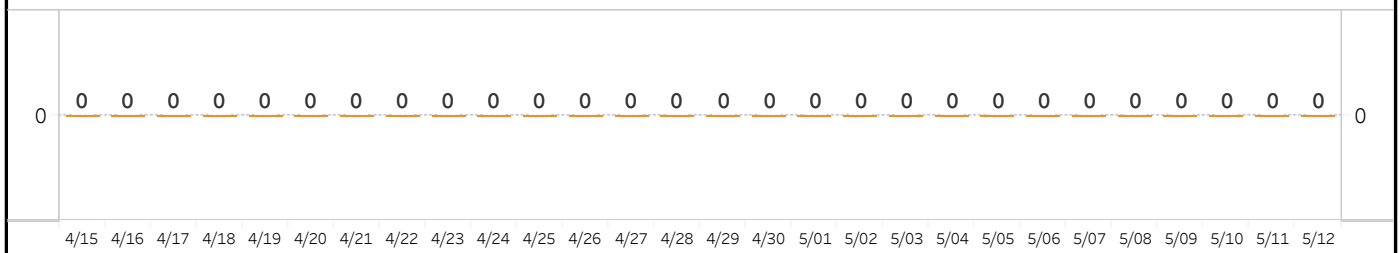
Data in this report are provisional and subject to change. The information contained in this report reflects the current available information reported by each facility's staff to the Department via the Agency for Health Care Administration's Emergency Status System. The data are not cumulative but reflect the information available for current residents and staff with cases as of yesterday's date.

0 of 108 Total Residents
Positive as of May 12 (0.0%)

Current COVID Positive Residents (SNF & ALF)



Current COVID Positive Staff (SNF & ALF)



Data from AHCA ESS (Emergency Status System)

COVID positive residents and staff in Intermediate Care Facilities are not included in the bar chart totals. The data presented are reported by individual facilities and reporting errors may occur.

COVID in LTC UNION

Last Updated: 5/11/2020 6:47:40 PM

No facilities have COVID
cases in this county.

Current COVID Positive Residents & Staff (SNF, ALF & ICF-DD)

Data in this report are provisional and subject to change. The information contained in this report reflects the current available information reported by each facility's staff to the Department via the Agency for Health Care Administration's Emergency Status System. The data are not cumulative but reflect the information available for current residents and staff with cases as of yesterday's date.

Current COVID Positive Residents (SNF & ALF)

None of None Total Residents
Positive as of None (None)

Current COVID Positive Staff (SNF & ALF)

Data from AHCA ESS (Emergency Status System)

COVID positive residents and staff in Intermediate Care Facilities are not included in the bar chart totals. The data presented are reported by individual facilities and reporting errors may occur.

COVID in LTC VOLUSIA

Last Updated: 5/11/2020 6:46:34 PM

7 Facilities in
VOLUSIA have COVID
Positive Cases as of
May 12

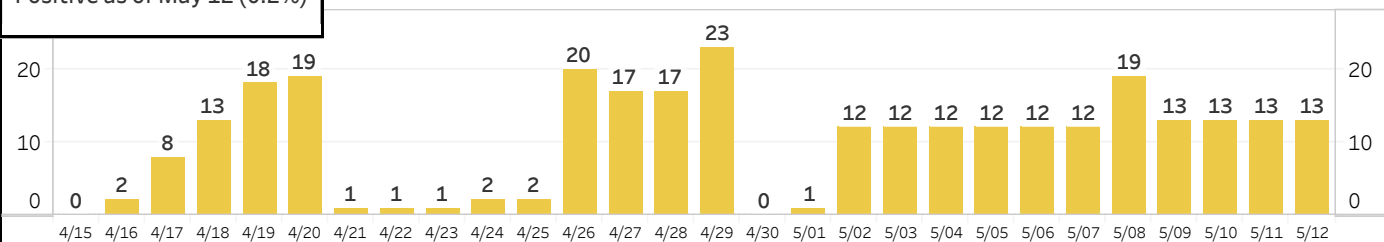
Current COVID Positive Residents & Staff (SNF, ALF & ICF-DD)

County	Facility Name	Provider Type	Update Time (UTC)	Positive Residents	Positive Residents Transferred	Positive Staff
TOTALS				13	37	17
VOLUSIA	MAJESTIC OAKS	NH	5/11/2020 12:47:00 PM	0	0	1
VOLUSIA	ORANGE CITY NURSING AND REHAB CENTER	NH	5/11/2020 5:23:00 PM	1	0	2
VOLUSIA	COQUINA CENTER	NH	5/7/2020 1:16:00 PM	11	35	11
VOLUSIA	AVANTE AT ORMOND BEACH, INC	NH	5/11/2020 12:26:00 PM	0	0	2
VOLUSIA	GOOD SAMARITAN SOCIETY-DAYTONA	NH	5/11/2020 1:23:00 PM	0	0	1
VOLUSIA	DELTONA HEALTH CARE	NH	5/11/2020 12:56:00 PM	0	2	0
VOLUSIA	BRIDGEVIEW CENTER	NH	5/9/2020 4:27:00 PM	1	0	0

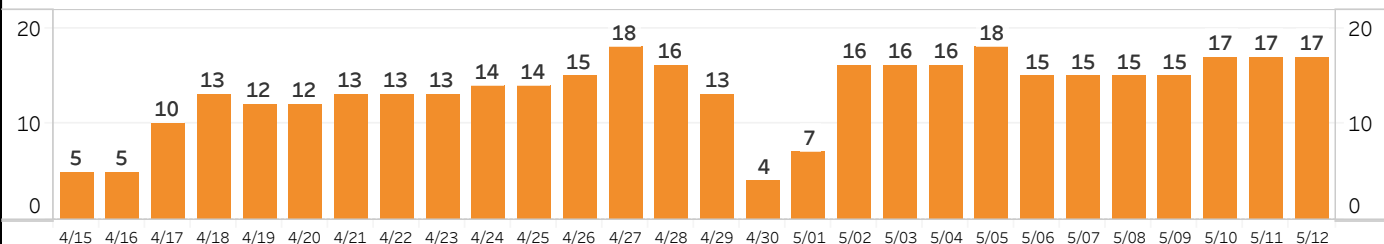
Data in this report are provisional and subject to change. The information contained in this report reflects the current available information reported by each facility's staff to the Department via the Agency for Health Care Administration's Emergency Status System. The data are not cumulative but reflect the information available for current residents and staff with cases as of yesterday's date.

13 of 5,295 Total Residents
Positive as of May 12 (0.2%)

Current COVID Positive Residents (SNF & ALF)



Current COVID Positive Staff (SNF & ALF)



Data from AHCA ESS (Emergency Status System)

COVID positive residents and staff in Intermediate Care Facilities are not included in the bar chart totals. The data presented are reported by individual facilities and reporting errors may occur.

COVID in LTC WAKULLA

Last Updated: 5/11/2020 6:47:40 PM

1 Facilities in WAKULLA
have COVID Positive
Cases as of May 12

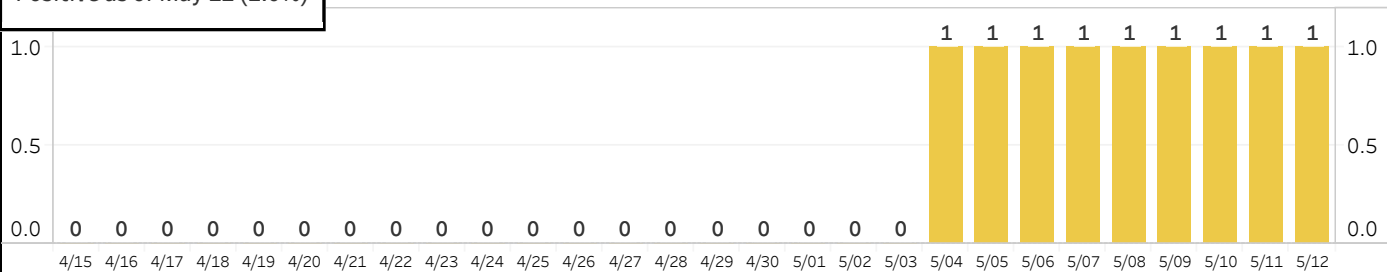
Current COVID Positive Residents & Staff (SNF, ALF & ICF-DD)

County	Facility Name	Provider Type	Update Time (UTC)	Positive Residents	Positive Residents Transferred	Positive Staff
TOTALS				1	0	5
WAKULLA	EDEN SPRINGS NURSING AND REHAB CENTER	NH	5/11/2020 12:15:00 PM	1	0	5

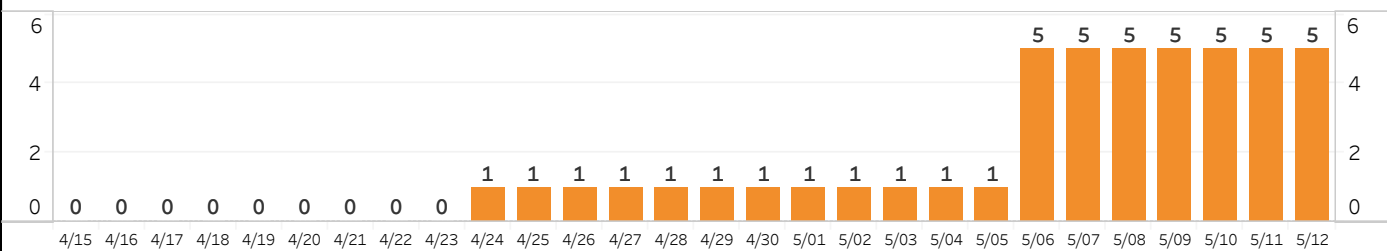
Data in this report are provisional and subject to change. The information contained in this report reflects the current available information reported by each facility's staff to the Department via the Agency for Health Care Administration's Emergency Status System. The data are not cumulative but reflect the information available for current residents and staff with cases as of yesterday's date.

1 of 96 Total Residents
Positive as of May 12 (1.0%)

Current COVID Positive Residents (SNF & ALF)



Current COVID Positive Staff (SNF & ALF)



Data from AHCA ESS (Emergency Status System)

COVID positive residents and staff in Intermediate Care Facilities are not included in the bar chart totals. The data presented are reported by individual facilities and reporting errors may occur.

COVID in LTC WALTON

Last Updated: 5/11/2020 6:46:34 PM

1 Facilities in WALTON
have COVID Positive
Cases as of May 12

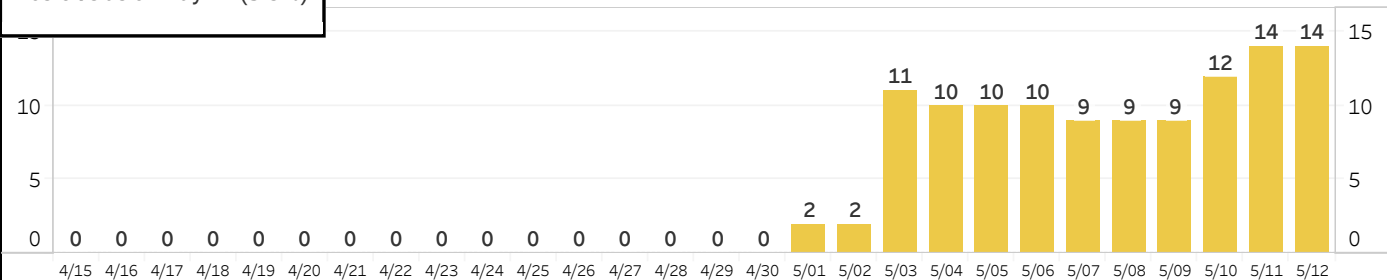
Current COVID Positive Residents & Staff (SNF, ALF & ICF-DD)

County	Facility Name	Provider Type	Update Time (UTC)	Positive Residents	Positive Residents Transferred	Positive Staff
TOTALS				14	0	15
WALTON	CHAUTAUQUA REHABILITATION AND NURSING CENTER	NH	5/10/2020 7:14:00 PM	14	0	15

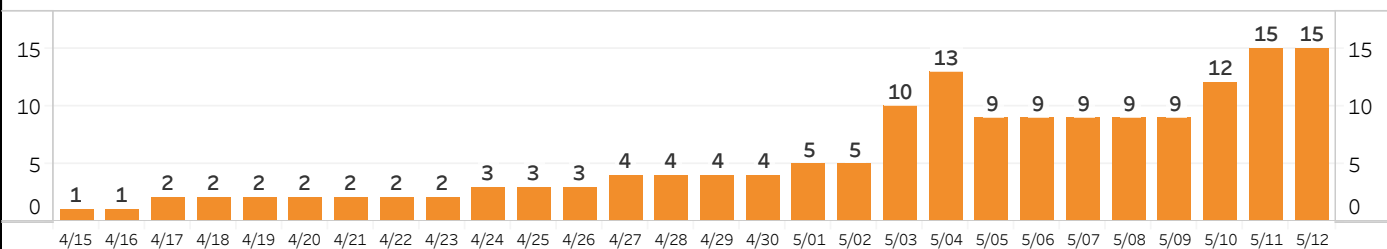
Data in this report are provisional and subject to change. The information contained in this report reflects the current available information reported by each facility's staff to the Department via the Agency for Health Care Administration's Emergency Status System. The data are not cumulative but reflect the information available for current residents and staff with cases as of yesterday's date.

14 of 398 Total Residents
Positive as of May 12 (3.5%)

Current COVID Positive Residents (SNF & ALF)



Current COVID Positive Staff (SNF & ALF)



Data from AHCA ESS (Emergency Status System)

COVID positive residents and staff in Intermediate Care Facilities are not included in the bar chart totals. The data presented are reported by individual facilities and reporting errors may occur.

COVID in LTC WASHINGTON

Last Updated: 5/11/2020 6:47:40 PM

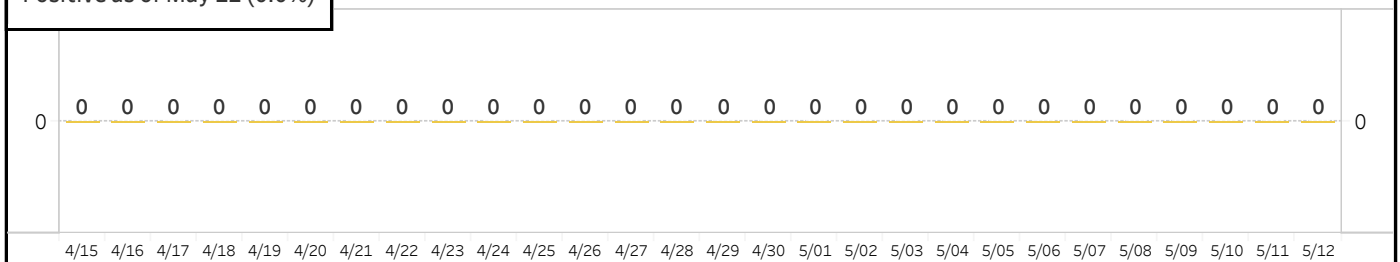
No facilities have COVID cases in this county.

Current COVID Positive Residents & Staff (SNF, ALF & ICF-DD)

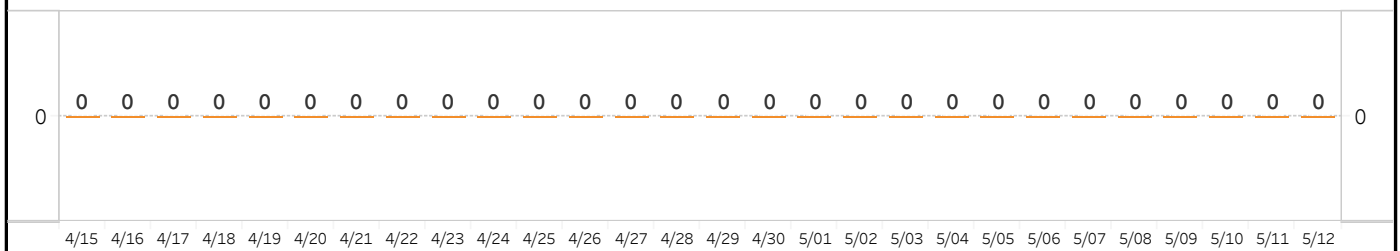
Data in this report are provisional and subject to change. The information contained in this report reflects the current available information reported by each facility's staff to the Department via the Agency for Health Care Administration's Emergency Status System. The data are not cumulative but reflect the information available for current residents and staff with cases as of yesterday's date.

0 of 262 Total Residents
Positive as of May 12 (0.0%)

Current COVID Positive Residents (SNF & ALF)



Current COVID Positive Staff (SNF & ALF)



Data from AHCA ESS (Emergency Status System)

COVID positive residents and staff in Intermediate Care Facilities are not included in the bar chart totals. The data presented are reported by individual facilities and reporting errors may occur.