

# Coronavirus: summary for Alachua County

Data for May 10, 2020 (verified at 10 AM)

Data in this report are provisional and subject to change.

## Confirmed cases

**Total cases** 312

Florida residents 298

Non-Florida residents 14

## Gender for Florida residents

Men 122

Women 176

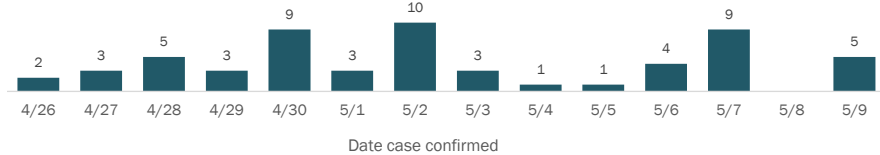
Unknown 0

## Age for Florida residents

Range 2 - 94

Median age 48

## Cases confirmed in Florida residents per day



Race, ethnicity	Cases	Hospitalizations	Deaths
White	121	24	2
Hispanic	11	0	0
Non-Hispanic	105	23	2
Unknown ethnicity	5	1	0
Black	101	25	3
Hispanic	1	0	0
Non-Hispanic	99	25	3
Unknown ethnicity	1	0	0
Other	21	0	0
Hispanic	8	0	0
Non-Hispanic	11	0	0
Unknown ethnicity	2	0	0
Unknown race	55	8	0
Hispanic	2	0	0
Non-Hispanic	0	0	0
Unknown ethnicity	53	8	0
<b>Total</b>	<b>298</b>	<b>57</b>	<b>5</b>

## Outcomes for Florida residents

### Alachua

Hospitalizations 57 (19% of all cases)

Deaths 5 (2% of all cases)

### Statewide

Hospitalizations 7,171 (18% of all cases)

Deaths 1,721 (4% of all cases)

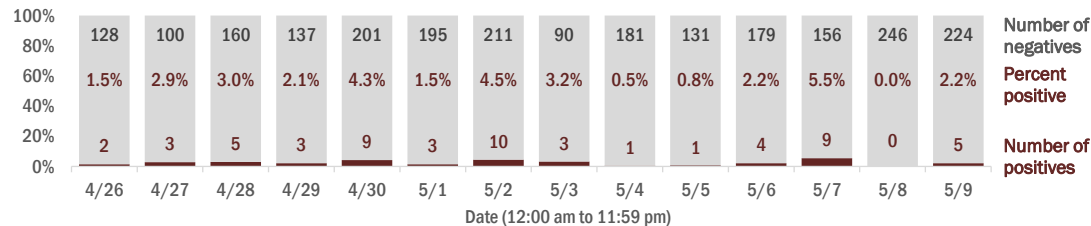
**Hospitalization** counts include anyone who was hospitalized at some point during their illness. It does not reflect the number of people currently hospitalized.

**Other race** includes any person with a race of American Indian/Alaskan native, Asian, native Hawaiian/Pacific Islander, or other.

## Laboratory testing for Florida residents and non-Florida residents over the past 2 weeks

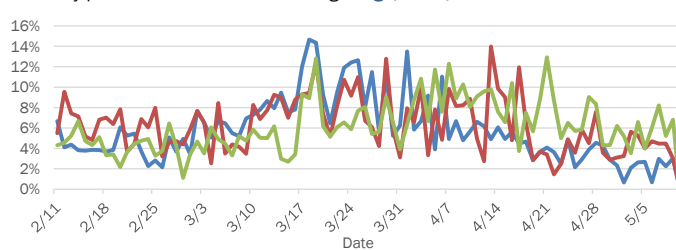
### Number and percent of positive labs

These counts include the number of people for whom the department received laboratory results by day. This percent is the number of people who test positive for the first time divided by all the people tested that day, excluding people who have previously tested positive.

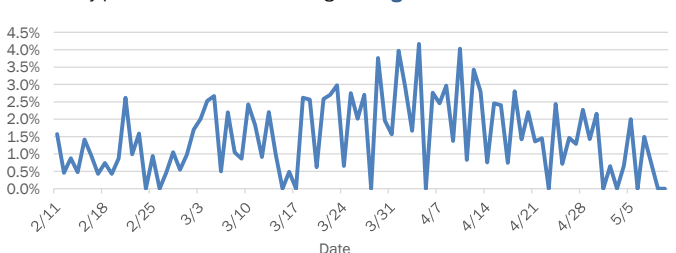


## Emergency department (ED) chief complaint and admission data for Alachua County

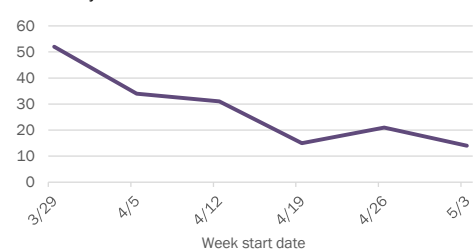
### Daily percent of ED visits mentioning cough, fever, or shortness of breath



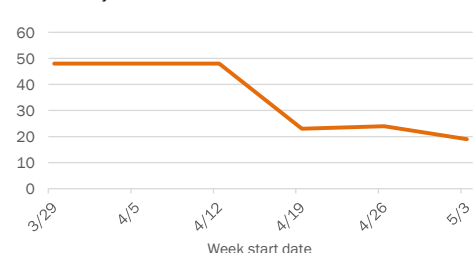
### Daily percent of ED visits resulting in cough-associated admissions



### Weekly count of ED visits for influenza-like illness



### Weekly count of ED visits for COVID-like illness



The Electronic Surveillance System for the Early Notification of Community-Based Epidemics (ESSENCE-FL) includes chief complaint data from 213 of 214 Florida EDs. Data are transmitted electronically to ESSENCE-FL daily or hourly.

# Coronavirus: summary for Baker County

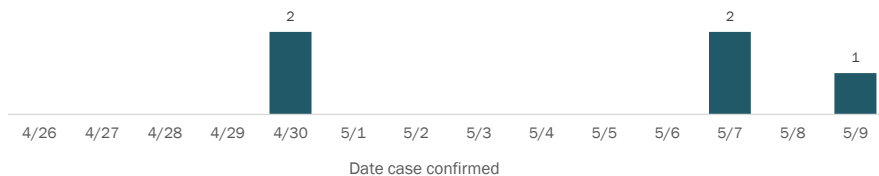
Data for May 10, 2020 (verified at 10 AM)

Data in this report are provisional and subject to change.

## Confirmed cases

<b>Total cases</b>	<b>25</b>
Florida residents	25
Non-Florida residents	0
<b>Gender for Florida residents</b>	
Men	8
Women	17
Unknown	0
<b>Age for Florida residents</b>	
Range	23 - 97
Median age	64

## Cases confirmed in Florida residents per day



Race, ethnicity	Cases	Hospitalizations	Deaths
White	19	7	3
Hispanic	0	0	0
Non-Hispanic	19	7	3
Unknown ethnicity	0	0	0
Black	5	0	0
Hispanic	0	0	0
Non-Hispanic	4	0	0
Unknown ethnicity	1	0	0
Other	1	1	0
Hispanic	0	0	0
Non-Hispanic	1	1	0
Unknown ethnicity	0	0	0
Unknown race	0	0	0
Hispanic	0	0	0
Non-Hispanic	0	0	0
Unknown ethnicity	0	0	0
<b>Total</b>	<b>25</b>	<b>8</b>	<b>3</b>

## Outcomes for Florida residents

<b>Baker</b>		
Hospitalizations	8	(32% of all cases)
Deaths	3	(12% of all cases)
<b>Statewide</b>		
Hospitalizations	7,171	(18% of all cases)
Deaths	1,721	(4% of all cases)

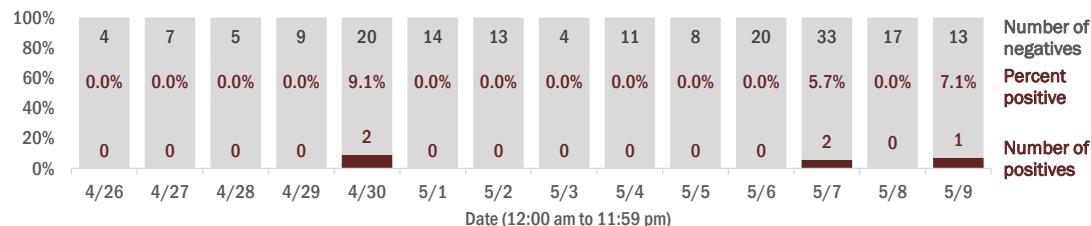
**Hospitalization** counts include anyone who was hospitalized at some point during their illness. It does not reflect the number of people currently hospitalized.

**Other race** includes any person with a race of American Indian/Alaskan native, Asian, native Hawaiian/Pacific Islander, or other.

## Laboratory testing for Florida residents and non-Florida residents over the past 2 weeks

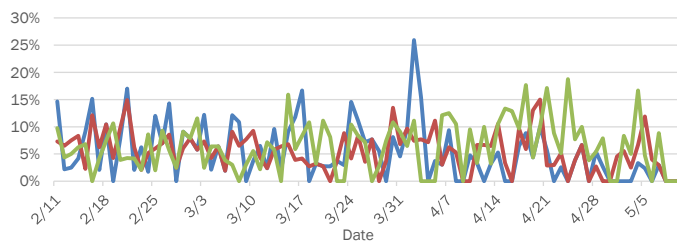
### Number and percent of positive labs

These counts include the number of people for whom the department received laboratory results by day. This percent is the number of people who test positive for the first time divided by all the people tested that day, excluding people who have previously tested positive.

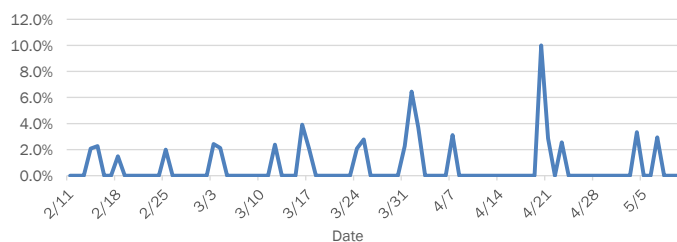


## Emergency department (ED) chief complaint and admission data for Baker County

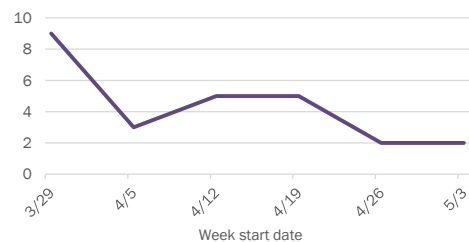
### Daily percent of ED visits mentioning cough, fever, or shortness of breath



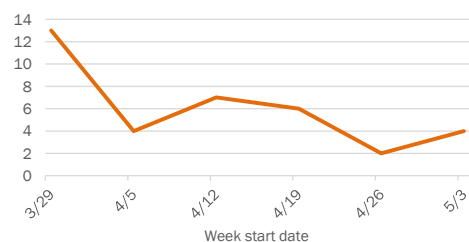
### Daily percent of ED visits resulting in cough-associated admissions



### Weekly count of ED visits for influenza-like illness



### Weekly count of ED visits for COVID-like illness



The Electronic Surveillance System for the Early Notification of Community-Based Epidemics (ESSENCE-FL) includes chief complaint data from 213 of 214 Florida EDs. Data are transmitted electronically to ESSENCE-FL daily or hourly.

# Coronavirus: summary for Bay County

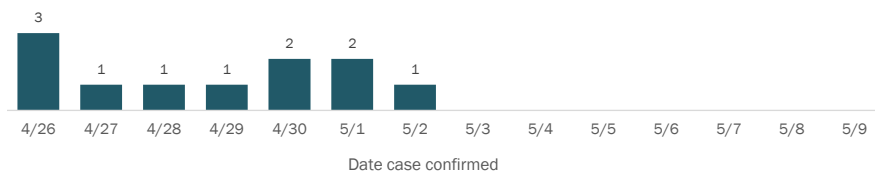
Data for May 10, 2020 (verified at 10 AM)

Data in this report are provisional and subject to change.

## Confirmed cases

<b>Total cases</b>	<b>76</b>
Florida residents	75
Non-Florida residents	1
<b>Gender for Florida residents</b>	
Men	45
Women	30
Unknown	0
<b>Age for Florida residents</b>	
Range	2 - 93
Median age	48

## Cases confirmed in Florida residents per day



Race, ethnicity	Cases	Hospitalizations	Deaths
White	58	77%	7
Hispanic	15	20%	1
Non-Hispanic	41	55%	6
Unknown ethnicity	2	3%	0
Black	9	12%	2
Hispanic	0	0%	0
Non-Hispanic	9	12%	2
Unknown ethnicity	0	0%	0
Other	4	5%	0
Hispanic	3	4%	0
Non-Hispanic	0	0%	0
Unknown ethnicity	1	1%	0
Unknown race	4	5%	0
Hispanic	0	0%	0
Non-Hispanic	0	0%	0
Unknown ethnicity	4	5%	0
<b>Total</b>	<b>75</b>	<b>9</b>	<b>3</b>

## Outcomes for Florida residents

<b>Bay</b>		
Hospitalizations	9	(12% of all cases)
Deaths	3	(4% of all cases)
<b>Statewide</b>		
Hospitalizations	7,171	(18% of all cases)
Deaths	1,721	(4% of all cases)

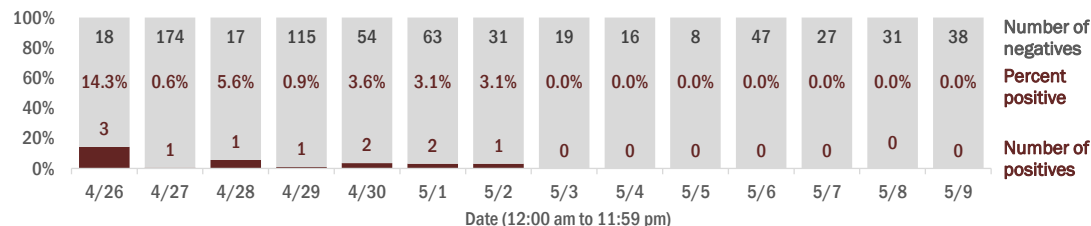
**Hospitalization** counts include anyone who was hospitalized at some point during their illness. It does not reflect the number of people currently hospitalized.

**Other race** includes any person with a race of American Indian/Alaskan native, Asian, native Hawaiian/Pacific Islander, or other.

## Laboratory testing for Florida residents and non-Florida residents over the past 2 weeks

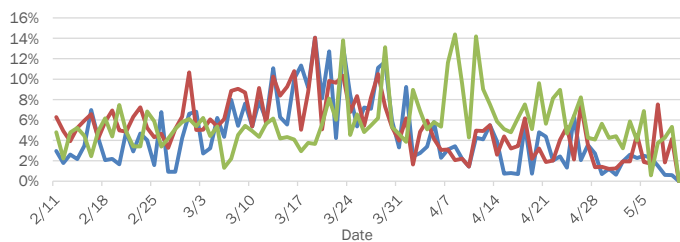
### Number and percent of positive labs

These counts include the number of people for whom the department received laboratory results by day. This percent is the number of people who test positive for the first time divided by all the people tested that day, excluding people who have previously tested positive.

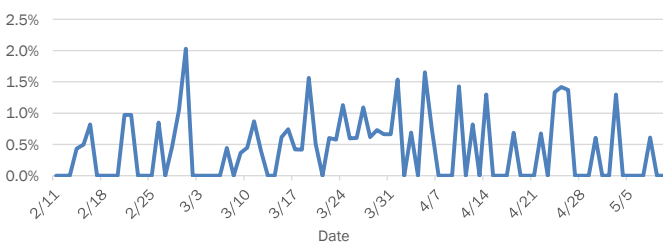


## Emergency department (ED) chief complaint and admission data for Bay County

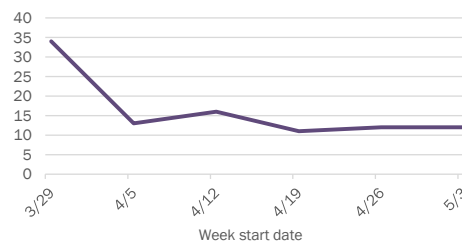
### Daily percent of ED visits mentioning cough, fever, or shortness of breath



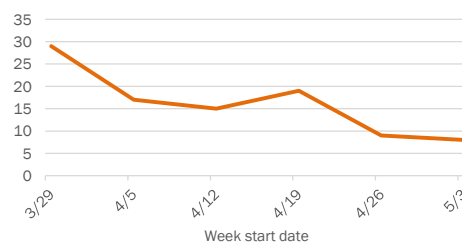
### Daily percent of ED visits resulting in cough-associated admissions



### Weekly count of ED visits for influenza-like illness



### Weekly count of ED visits for COVID-like illness



The Electronic Surveillance System for the Early Notification of Community-Based Epidemics (ESSENCE-FL) includes chief complaint data from 213 of 214 Florida EDs. Data are transmitted electronically to ESSENCE-FL daily or hourly.

# Coronavirus: summary for Bradford County

Data for May 10, 2020 (verified at 10 AM)

Data in this report are provisional and subject to change.

## Confirmed cases

**Total cases** 48

Florida residents 48

Non-Florida residents 0

## Gender for Florida residents

Men 8

Women 40

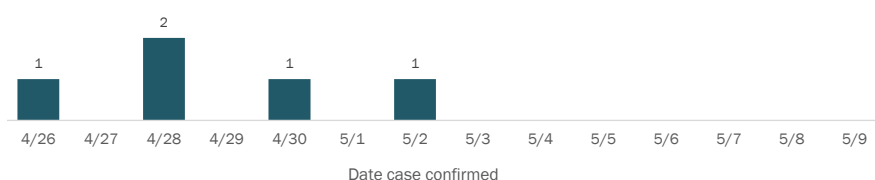
Unknown 0

## Age for Florida residents

Range 8 - 107

Median age 73

## Cases confirmed in Florida residents per day



Race, ethnicity	Cases	Hospitalizations	Deaths
White	44	92%	9
Hispanic	0	0%	0
Non-Hispanic	44	92%	9
Unknown ethnicity	0	0%	0
Black	4	8%	1
Hispanic	0	0%	0
Non-Hispanic	4	8%	1
Unknown ethnicity	0	0%	0
Other	0	0%	0
Hispanic	0	0%	0
Non-Hispanic	0	0%	0
Unknown ethnicity	0	0%	0
Unknown race	0	0%	0
Hispanic	0	0%	0
Non-Hispanic	0	0%	0
Unknown ethnicity	0	0%	0
<b>Total</b>	<b>48</b>	<b>10</b>	<b>2</b>

## Outcomes for Florida residents

### Bradford

Hospitalizations 10 (21% of all cases)

Deaths 2 (4% of all cases)

### Statewide

Hospitalizations 7,171 (18% of all cases)

Deaths 1,721 (4% of all cases)

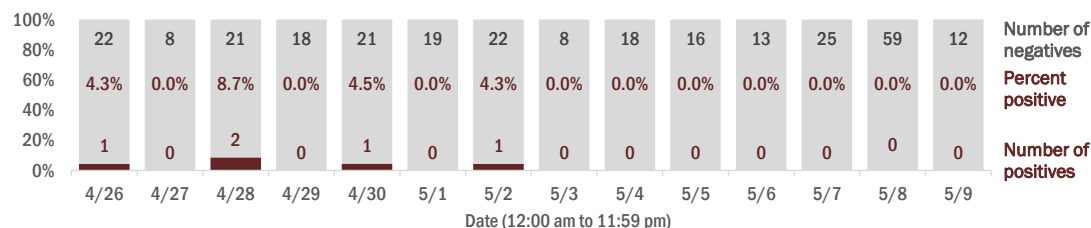
**Hospitalization** counts include anyone who was hospitalized at some point during their illness. It does not reflect the number of people currently hospitalized.

**Other race** includes any person with a race of American Indian/Alaskan native, Asian, native Hawaiian/Pacific Islander, or other.

## Laboratory testing for Florida residents and non-Florida residents over the past 2 weeks

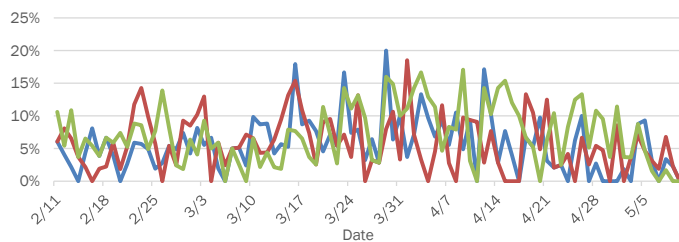
### Number and percent of positive labs

These counts include the number of people for whom the department received laboratory results by day. This percent is the number of people who test positive for the first time divided by all the people tested that day, excluding people who have previously tested positive.

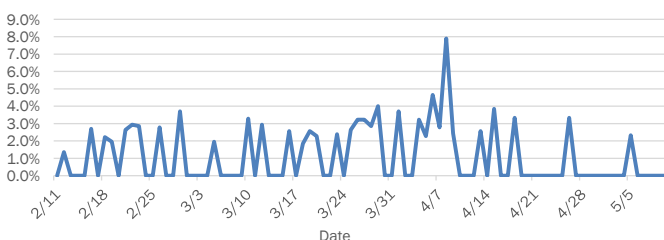


## Emergency department (ED) chief complaint and admission data for Bradford County

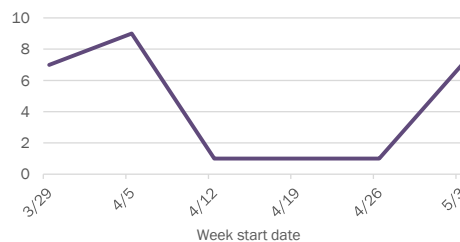
### Daily percent of ED visits mentioning cough, fever, or shortness of breath



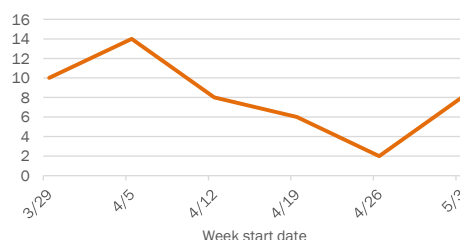
### Daily percent of ED visits resulting in cough-associated admissions



### Weekly count of ED visits for influenza-like illness



### Weekly count of ED visits for COVID-like illness



The Electronic Surveillance System for the Early Notification of Community-Based Epidemics (ESSENCE-FL) includes chief complaint data from 213 of 214 Florida EDs. Data are transmitted electronically to ESSENCE-FL daily or hourly.

# Coronavirus: summary for Brevard County

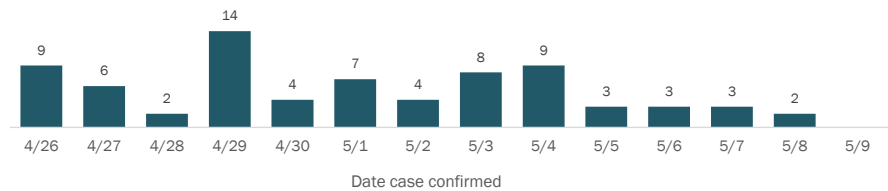
Data for May 10, 2020 (verified at 10 AM)

Data in this report are provisional and subject to change.

## Confirmed cases

<b>Total cases</b>	<b>328</b>
Florida residents	318
Non-Florida residents	10
<b>Gender for Florida residents</b>	
Men	152
Women	166
Unknown	0
<b>Age for Florida residents</b>	
Range	1 - 99
Median age	55

## Cases confirmed in Florida residents per day



Race, ethnicity	Cases	Hospitalizations	Deaths
White	233	34	7
Hispanic	31	1	0
Non-Hispanic	200	33	7
Unknown ethnicity	2	0	0
Black	53	10	2
Hispanic	5	1	0
Non-Hispanic	47	8	2
Unknown ethnicity	1	1	0
Other	13	5	0
Hispanic	5	3	0
Non-Hispanic	7	2	0
Unknown ethnicity	1	0	0
Unknown race	19	1	0
Hispanic	1	1	0
Non-Hispanic	2	0	0
Unknown ethnicity	16	0	0
<b>Total</b>	<b>318</b>	<b>50</b>	<b>9</b>

## Outcomes for Florida residents

<b>Brevard</b>		
Hospitalizations	50	(16% of all cases)
Deaths	9	(3% of all cases)
<b>Statewide</b>		
Hospitalizations	7,171	(18% of all cases)
Deaths	1,721	(4% of all cases)

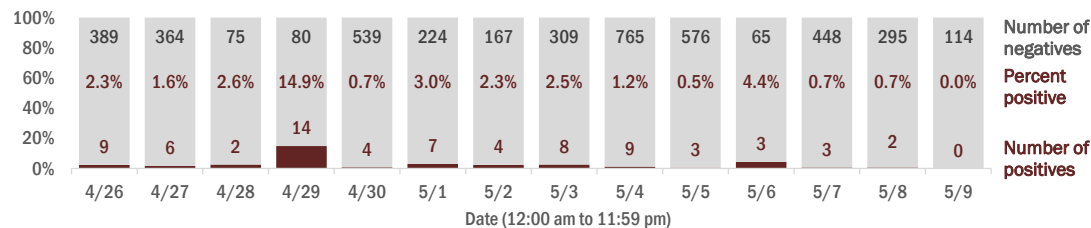
**Hospitalization** counts include anyone who was hospitalized at some point during their illness. It does not reflect the number of people currently hospitalized.

**Other race** includes any person with a race of American Indian/Alaskan native, Asian, native Hawaiian/Pacific Islander, or other.

## Laboratory testing for Florida residents and non-Florida residents over the past 2 weeks

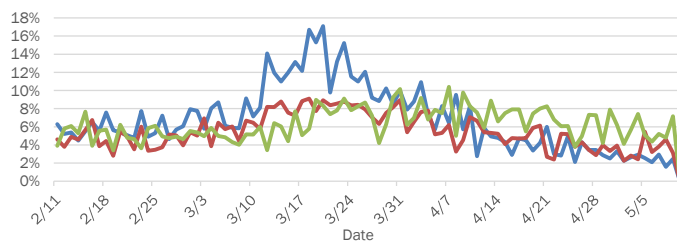
### Number and percent of positive labs

These counts include the number of people for whom the department received laboratory results by day. This percent is the number of people who test positive for the first time divided by all the people tested that day, excluding people who have previously tested positive.

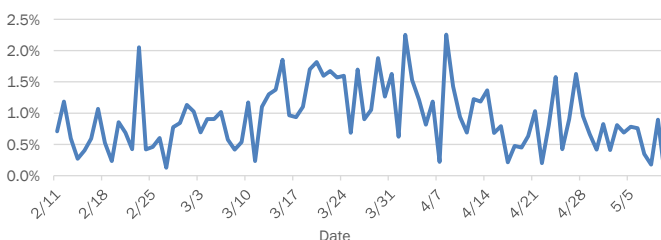


## Emergency department (ED) chief complaint and admission data for Brevard County

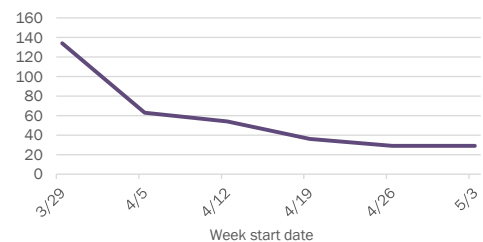
### Daily percent of ED visits mentioning cough, fever, or shortness of breath



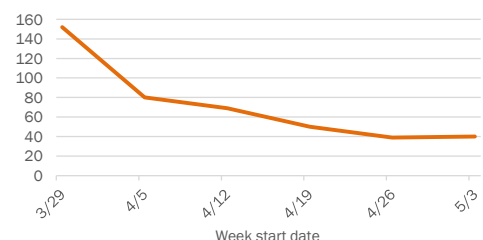
### Daily percent of ED visits resulting in cough-associated admissions



### Weekly count of ED visits for influenza-like illness



### Weekly count of ED visits for COVID-like illness



The Electronic Surveillance System for the Early Notification of Community-Based Epidemics (ESSENCE-FL) includes chief complaint data from 213 of 214 Florida EDs. Data are transmitted electronically to ESSENCE-FL daily or hourly.

# Coronavirus: summary for Broward County

Data for May 10, 2020 (verified at 10 AM)

Data in this report are provisional and subject to change.

## Confirmed cases

<b>Total cases</b>	<b>5,858</b>
Florida residents	5,712
Non-Florida residents	146

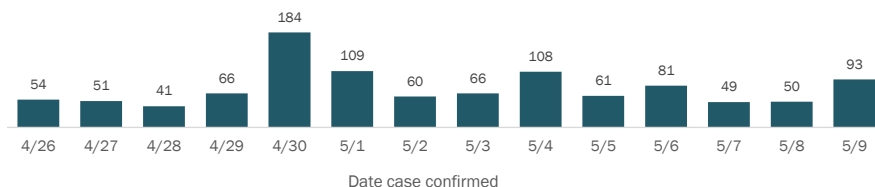
## Gender for Florida residents

Men	2,846
Women	2,866
Unknown	0

## Age for Florida residents

Range	0 - 102
Median age	50

## Cases confirmed in Florida residents per day



Race, ethnicity	Cases	Hospitalizations	Deaths
White	2,742	480	134
Hispanic	1,347	169	18
Non-Hispanic	1,363	303	113
Unknown ethnicity	32	8	3
Black	1,988	517	91
Hispanic	132	38	1
Non-Hispanic	1,827	473	85
Unknown ethnicity	29	6	5
Other	530	102	24
Hispanic	262	42	6
Non-Hispanic	248	57	18
Unknown ethnicity	20	3	0
Unknown race	452	25	8
Hispanic	68	7	0
Non-Hispanic	23	4	1
Unknown ethnicity	361	14	7
<b>Total</b>	<b>5,712</b>	<b>1,124</b>	<b>257</b>

## Outcomes for Florida residents

<b>Broward</b>		
Hospitalizations	1,124	(20% of all cases)
Deaths	257	(4% of all cases)

<b>Statewide</b>		
Hospitalizations	7,171	(18% of all cases)
Deaths	1,721	(4% of all cases)

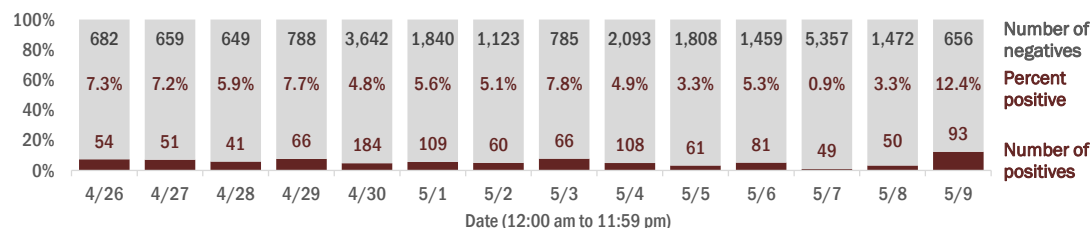
**Hospitalization** counts include anyone who was hospitalized at some point during their illness. It does not reflect the number of people currently hospitalized.

**Other race** includes any person with a race of American Indian/Alaskan native, Asian, native Hawaiian/Pacific Islander, or other.

## Laboratory testing for Florida residents and non-Florida residents over the past 2 weeks

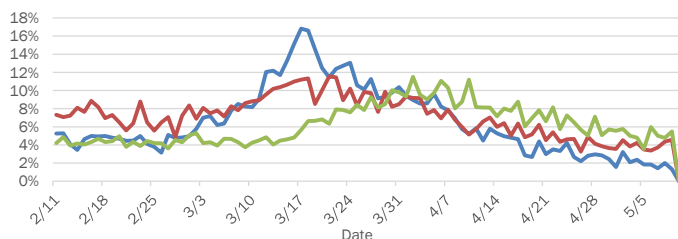
### Number and percent of positive labs

These counts include the number of people for whom the department received laboratory results by day. This percent is the number of people who test positive for the first time divided by all the people tested that day, excluding people who have previously tested positive.

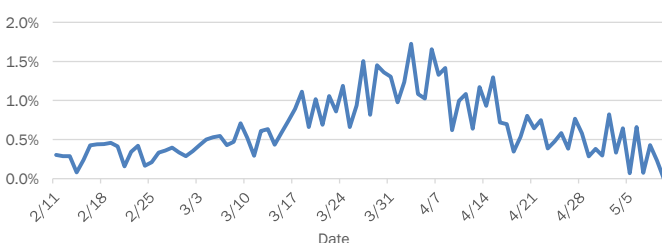


## Emergency department (ED) chief complaint and admission data for Broward County

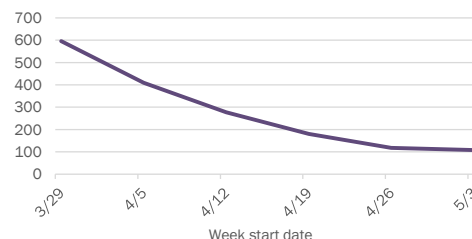
### Daily percent of ED visits mentioning cough, fever, or shortness of breath



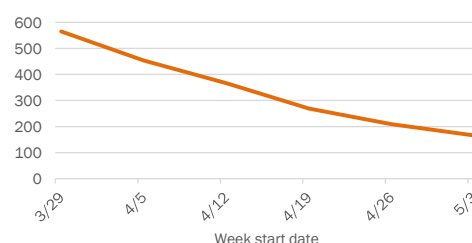
### Daily percent of ED visits resulting in cough-associated admissions



### Weekly count of ED visits for influenza-like illness



### Weekly count of ED visits for COVID-like illness



The Electronic Surveillance System for the Early Notification of Community-Based Epidemics (ESSENCE-FL) includes chief complaint data from 213 of 214 Florida EDs. Data are transmitted electronically to ESSENCE-FL daily or hourly.

# Coronavirus: summary for Calhoun County

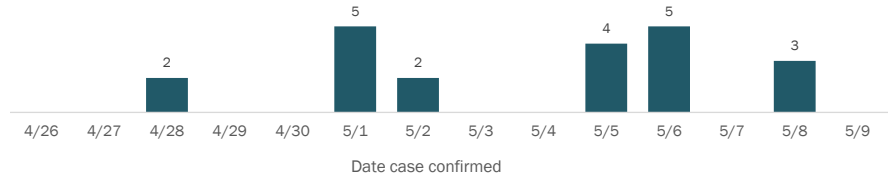
Data for May 10, 2020 (verified at 10 AM)

Data in this report are provisional and subject to change.

## Confirmed cases

<b>Total cases</b>	<b>27</b>
Florida residents	27
Non-Florida residents	0
<b>Gender for Florida residents</b>	
Men	5
Women	22
Unknown	0
<b>Age for Florida residents</b>	
Range	20 - 99
Median age	71

## Cases confirmed in Florida residents per day



Race, ethnicity	Cases	Hospitalizations	Deaths
White	12	2	0
Hispanic	0	0	0
Non-Hispanic	12	2	0
Unknown ethnicity	0	0	0
Black	7	2	0
Hispanic	0	0	0
Non-Hispanic	7	2	0
Unknown ethnicity	0	0	0
Other	1	0	0
Hispanic	0	0	0
Non-Hispanic	1	0	0
Unknown ethnicity	0	0	0
Unknown race	7	0	0
Hispanic	0	0	0
Non-Hispanic	0	0	0
Unknown ethnicity	7	0	0
<b>Total</b>	<b>27</b>	<b>4</b>	<b>0</b>

## Outcomes for Florida residents

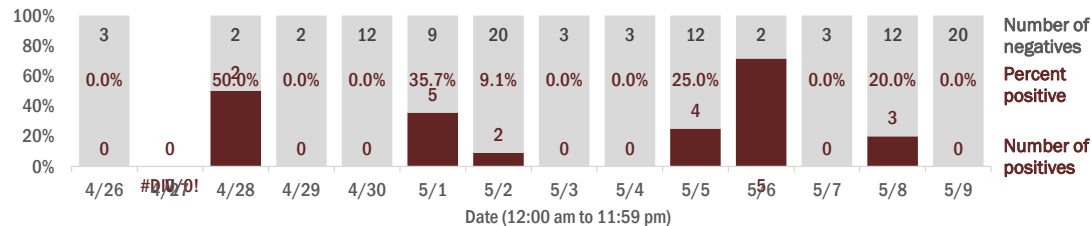
<b>Calhoun</b>		
Hospitalizations	4	(15% of all cases)
Deaths	0	(0% of all cases)
<b>Statewide</b>		
Hospitalizations	7,171	(18% of all cases)
Deaths	1,721	(4% of all cases)

**Hospitalization** counts include anyone who was hospitalized at some point during their illness. It does not reflect the number of people currently hospitalized.  
**Other race** includes any person with a race of American Indian/Alaskan native, Asian, native Hawaiian/Pacific Islander, or other.

## Laboratory testing for Florida residents and non-Florida residents over the past 2 weeks

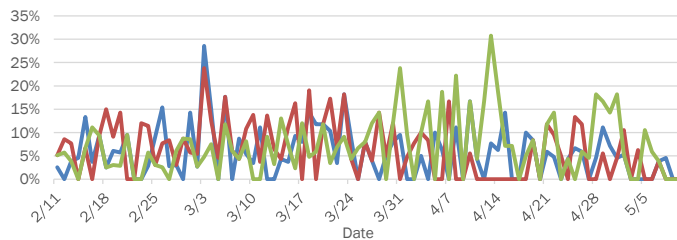
### Number and percent of positive labs

These counts include the number of people for whom the department received laboratory results by day. This percent is the number of people who test positive for the first time divided by all the people tested that day, excluding people who have previously tested positive.

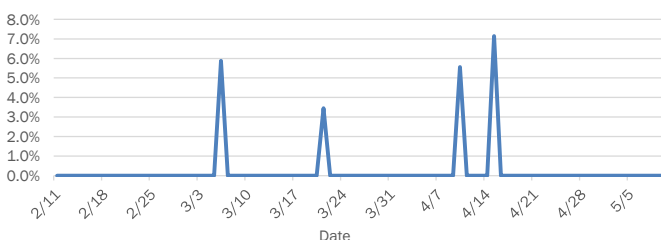


## Emergency department (ED) chief complaint and admission data for Calhoun County

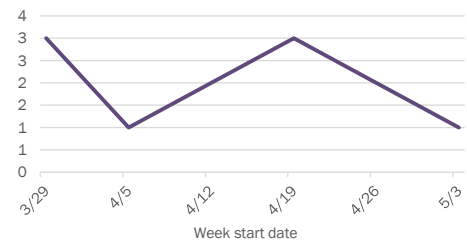
### Daily percent of ED visits mentioning cough, fever, or shortness of breath



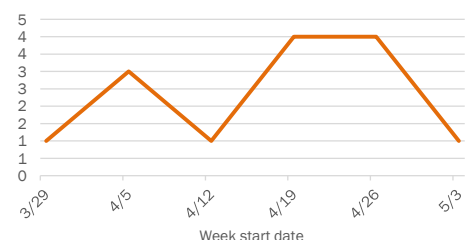
### Daily percent of ED visits resulting in cough-associated admissions



### Weekly count of ED visits for influenza-like illness



### Weekly count of ED visits for COVID-like illness



The Electronic Surveillance System for the Early Notification of Community-Based Epidemics (ESSENCE-FL) includes chief complaint data from 213 of 214 Florida EDs. Data are transmitted electronically to ESSENCE-FL daily or hourly.



# Coronavirus: summary for Charlotte County

Data for May 10, 2020 (verified at 10 AM)

Data in this report are provisional and subject to change.

## Confirmed cases

**Total cases** 329

Florida residents 328

Non-Florida residents 1

## Gender for Florida residents

Men 116

Women 212

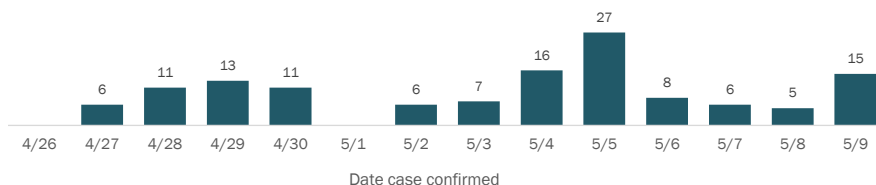
Unknown 0

## Age for Florida residents

Range 3 - 101

Median age 69

## Cases confirmed in Florida residents per day



## Race, ethnicity

	Cases	Hospitalizations	Deaths
White	248	54	29
Hispanic	10	3	1
Non-Hispanic	228	51	26
Unknown ethnicity	10	0	2
Black	34	7	1
Hispanic	1	0	0
Non-Hispanic	32	7	1
Unknown ethnicity	1	0	0
Other	7	1	0
Hispanic	1	0	0
Non-Hispanic	5	1	0
Unknown ethnicity	1	0	0
Unknown race	39	6	3
Hispanic	0	0	0
Non-Hispanic	1	0	1
Unknown ethnicity	38	6	2
<b>Total</b>	<b>328</b>	<b>68</b>	<b>33</b>

## Outcomes for Florida residents

### Charlotte

Hospitalizations 68 (21% of all cases)  
Deaths 33 (10% of all cases)

### Statewide

Hospitalizations 7,171 (18% of all cases)  
Deaths 1,721 (4% of all cases)

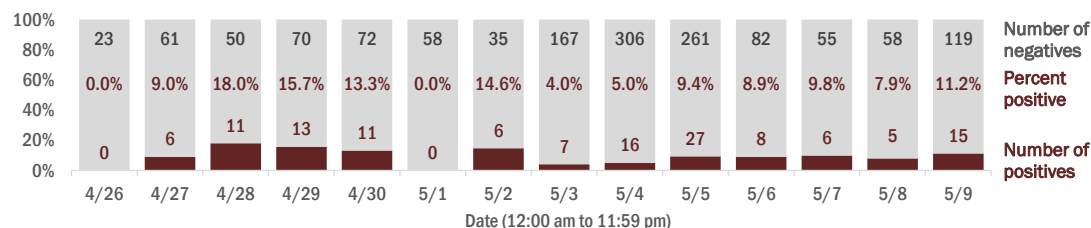
**Hospitalization** counts include anyone who was hospitalized at some point during their illness. It does not reflect the number of people currently hospitalized.

**Other race** includes any person with a race of American Indian/Alaskan native, Asian, native Hawaiian/Pacific Islander, or other.

## Laboratory testing for Florida residents and non-Florida residents over the past 2 weeks

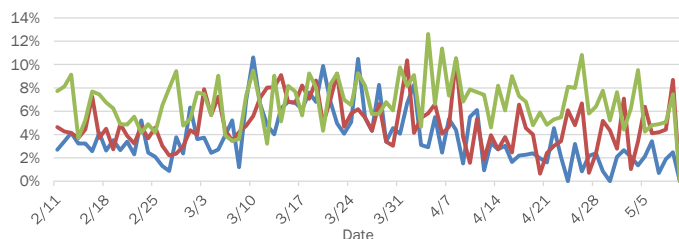
### Number and percent of positive labs

These counts include the number of people for whom the department received laboratory results by day. This percent is the number of people who test positive for the first time divided by all the people tested that day, excluding people who have previously tested positive.

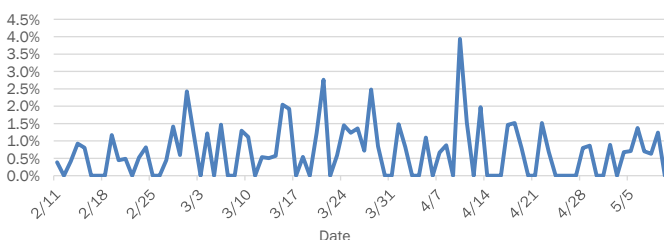


## Emergency department (ED) chief complaint and admission data for Charlotte County

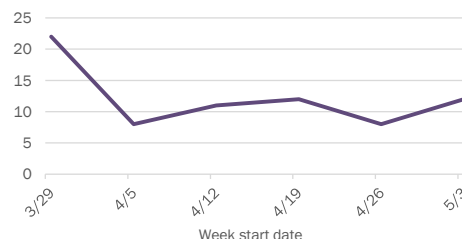
### Daily percent of ED visits mentioning cough, fever, or shortness of breath



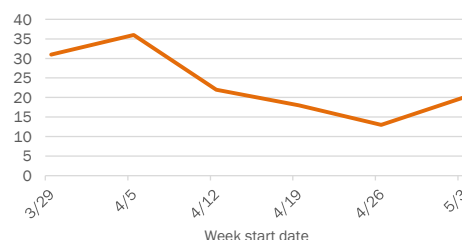
### Daily percent of ED visits resulting in cough-associated admissions



### Weekly count of ED visits for influenza-like illness



### Weekly count of ED visits for COVID-like illness



The Electronic Surveillance System for the Early Notification of Community-Based Epidemics (ESSENCE-FL) includes chief complaint data from 213 of 214 Florida EDs. Data are transmitted electronically to ESSENCE-FL daily or hourly.



# Coronavirus: summary for Citrus County

Data for May 10, 2020 (verified at 10 AM)

Data in this report are provisional and subject to change.

## Confirmed cases

**Total cases** 106

Florida residents 106

Non-Florida residents 0

## Gender for Florida residents

Men

54

Women

52

Unknown

0

## Age for Florida residents

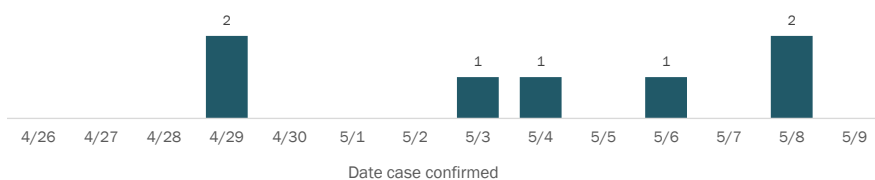
Range

0 - 93

Median age

59

## Cases confirmed in Florida residents per day



## Race, ethnicity

	Cases	Hospitalizations	Deaths
White	70	24	11
Hispanic	6	1	0
Non-Hispanic	63	23	11
Unknown ethnicity	1	0	0
Black	1	0	0
Hispanic	0	0	0
Non-Hispanic	1	0	0
Unknown ethnicity	0	0	0
Other	9	1	0
Hispanic	4	0	0
Non-Hispanic	5	1	0
Unknown ethnicity	0	0	0
Unknown race	26	2	0
Hispanic	3	0	0
Non-Hispanic	0	0	0
Unknown ethnicity	23	2	0
<b>Total</b>	<b>106</b>	<b>27</b>	<b>11</b>

## Outcomes for Florida residents

### Citrus

Hospitalizations	27	(25% of all cases)
Deaths	11	(10% of all cases)

### Statewide

Hospitalizations	7,171	(18% of all cases)
Deaths	1,721	(4% of all cases)

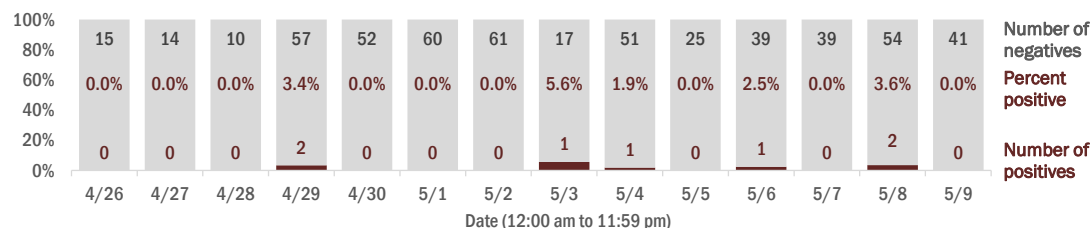
**Hospitalization** counts include anyone who was hospitalized at some point during their illness. It does not reflect the number of people currently hospitalized.

**Other race** includes any person with a race of American Indian/Alaskan native, Asian, native Hawaiian/Pacific Islander, or other.

## Laboratory testing for Florida residents and non-Florida residents over the past 2 weeks

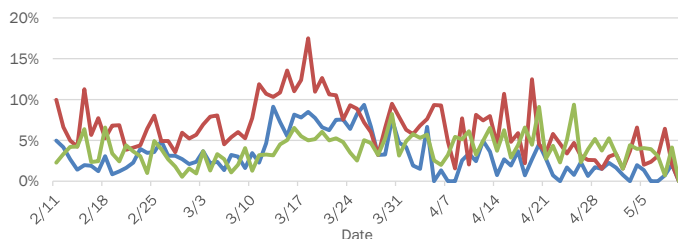
### Number and percent of positive labs

These counts include the number of people for whom the department received laboratory results by day. This percent is the number of people who test positive for the first time divided by all the people tested that day, excluding people who have previously tested positive.

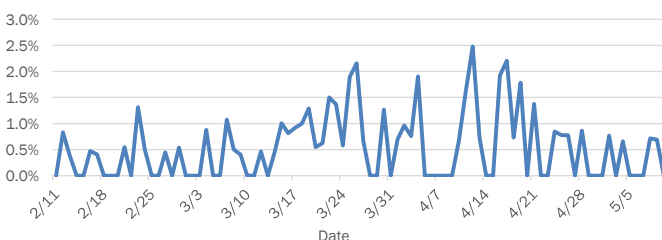


## Emergency department (ED) chief complaint and admission data for Citrus County

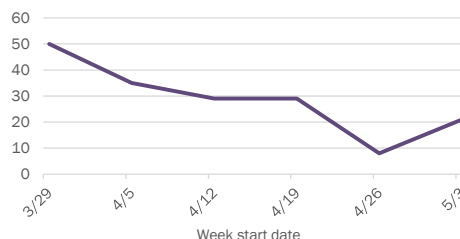
### Daily percent of ED visits mentioning cough, fever, or shortness of breath



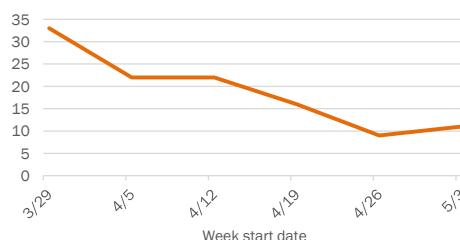
### Daily percent of ED visits resulting in cough-associated admissions



### Weekly count of ED visits for influenza-like illness



### Weekly count of ED visits for COVID-like illness



The Electronic Surveillance System for the Early Notification of Community-Based Epidemics (ESSENCE-FL) includes chief complaint data from 213 of 214 Florida EDs. Data are transmitted electronically to ESSENCE-FL daily or hourly.

# Coronavirus: summary for Clay County

Data for May 10, 2020 (verified at 10 AM)

Data in this report are provisional and subject to change.

## Confirmed cases

**Total cases** 300

Florida residents 298

Non-Florida residents 2

## Gender for Florida residents

Men 121

Women 177

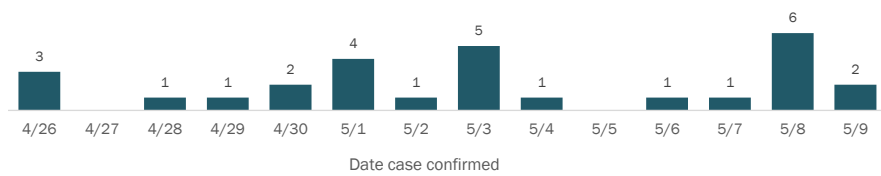
Unknown 0

## Age for Florida residents

Range 6 - 95

Median age 59

## Cases confirmed in Florida residents per day



Race, ethnicity	Cases	Hospitalizations	Deaths
White	168	45	12
Hispanic	15	6	2
Non-Hispanic	149	38	9
Unknown ethnicity	4	1	1
Black	57	19	5
Hispanic	3	1	0
Non-Hispanic	53	18	5
Unknown ethnicity	1	0	0
Other	19	5	1
Hispanic	4	1	0
Non-Hispanic	15	4	1
Unknown ethnicity	0	0	0
Unknown race	54	4	1
Hispanic	0	0	0
Non-Hispanic	2	0	0
Unknown ethnicity	52	4	1
<b>Total</b>	<b>298</b>	<b>73</b>	<b>19</b>

## Outcomes for Florida residents

<b>Clay</b>		
Hospitalizations	73	(24% of all cases)
Deaths	19	(6% of all cases)

## Statewide

Hospitalizations	7,171	(18% of all cases)
Deaths	1,721	(4% of all cases)

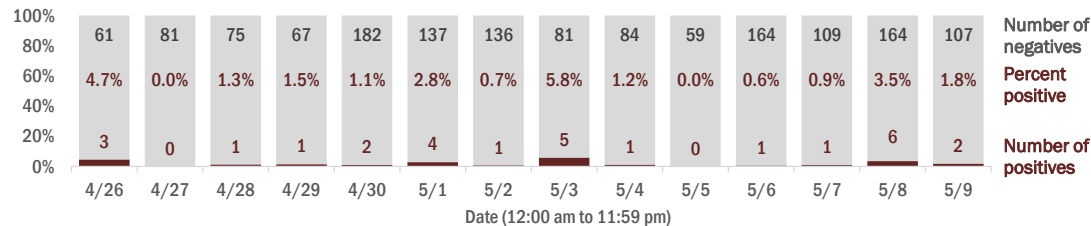
**Hospitalization** counts include anyone who was hospitalized at some point during their illness. It does not reflect the number of people currently hospitalized.

**Other race** includes any person with a race of American Indian/Alaskan native, Asian, native Hawaiian/Pacific Islander, or other.

## Laboratory testing for Florida residents and non-Florida residents over the past 2 weeks

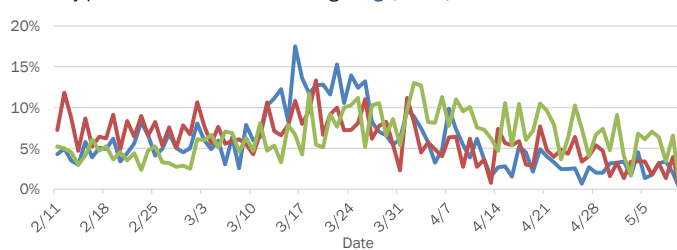
### Number and percent of positive labs

These counts include the number of people for whom the department received laboratory results by day. This percent is the number of people who test positive for the first time divided by all the people tested that day, excluding people who have previously tested positive.

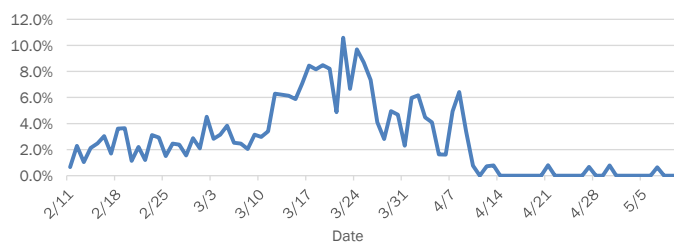


## Emergency department (ED) chief complaint and admission data for Clay County

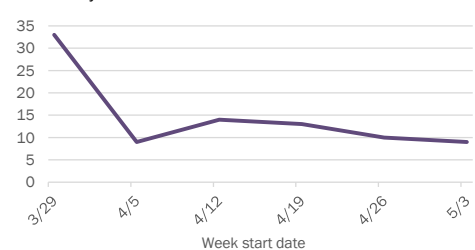
### Daily percent of ED visits mentioning cough, fever, or shortness of breath



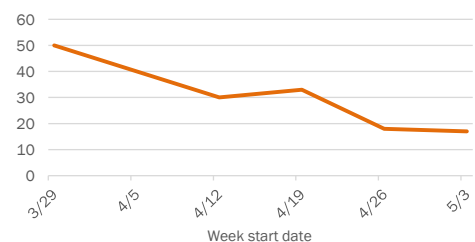
### Daily percent of ED visits resulting in cough-associated admissions



### Weekly count of ED visits for influenza-like illness



### Weekly count of ED visits for COVID-like illness



The Electronic Surveillance System for the Early Notification of Community-Based Epidemics (ESSENCE-FL) includes chief complaint data from 213 of 214 Florida EDs. Data are transmitted electronically to ESSENCE-FL daily or hourly.

# Coronavirus: summary for Collier County

Data for May 10, 2020 (verified at 10 AM)

Data in this report are provisional and subject to change.

## Confirmed cases

<b>Total cases</b>	<b>752</b>
Florida residents	682
Non-Florida residents	70

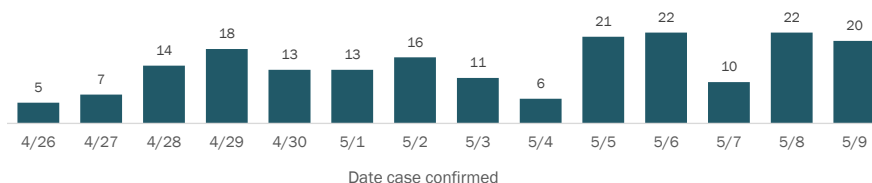
## Gender for Florida residents

Men	323
Women	359
Unknown	0

## Age for Florida residents

Range	0 - 101
Median age	54

## Cases confirmed in Florida residents per day



Race, ethnicity	Cases	Hospitalizations	Deaths
White	493	99	22
Hispanic	198	22	3
Non-Hispanic	282	77	19
Unknown ethnicity	13	0	0
Black	49	10	1
Hispanic	0	0	0
Non-Hispanic	49	10	1
Unknown ethnicity	0	0	0
Other	52	7	2
Hispanic	39	5	1
Non-Hispanic	10	2	0
Unknown ethnicity	3	0	1
Unknown race	88	11	2
Hispanic	6	2	0
Non-Hispanic	4	0	0
Unknown ethnicity	78	9	2
<b>Total</b>	<b>682</b>	<b>127</b>	<b>27</b>

## Outcomes for Florida residents

<b>Collier</b>		
Hospitalizations	127	(19% of all cases)
Deaths	27	(4% of all cases)

## Statewide

Hospitalizations	7,171	(18% of all cases)
Deaths	1,721	(4% of all cases)

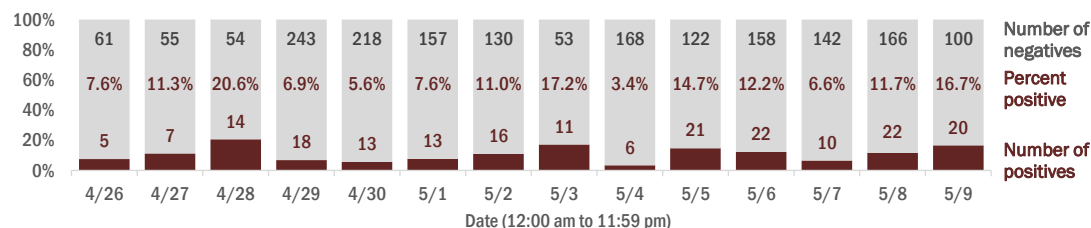
**Hospitalization** counts include anyone who was hospitalized at some point during their illness. It does not reflect the number of people currently hospitalized.

**Other race** includes any person with a race of American Indian/Alaskan native, Asian, native Hawaiian/Pacific Islander, or other.

## Laboratory testing for Florida residents and non-Florida residents over the past 2 weeks

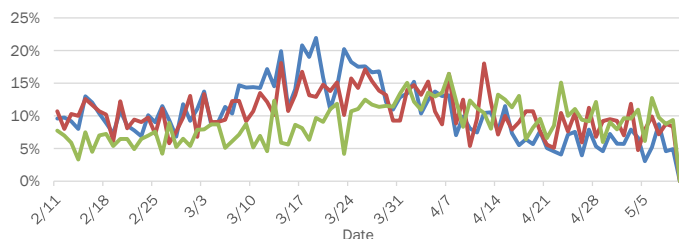
### Number and percent of positive labs

These counts include the number of people for whom the department received laboratory results by day. This percent is the number of people who test positive for the first time divided by all the people tested that day, excluding people who have previously tested positive.

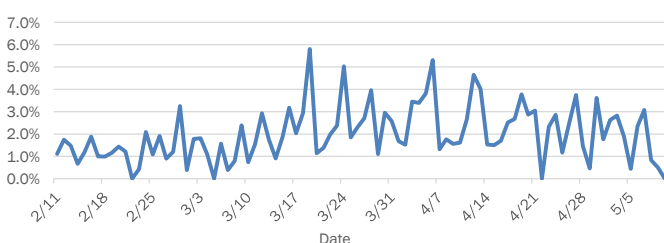


## Emergency department (ED) chief complaint and admission data for Collier County

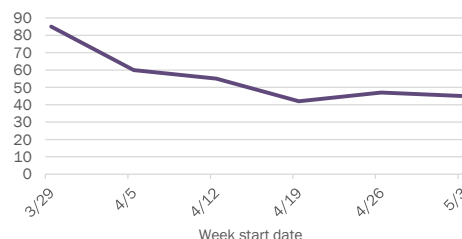
### Daily percent of ED visits mentioning cough, fever, or shortness of breath



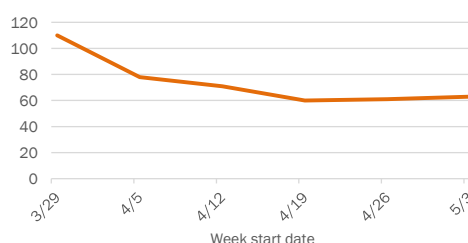
### Daily percent of ED visits resulting in cough-associated admissions



### Weekly count of ED visits for influenza-like illness



### Weekly count of ED visits for COVID-like illness



The Electronic Surveillance System for the Early Notification of Community-Based Epidemics (ESSENCE-FL) includes chief complaint data from 213 of 214 Florida EDs. Data are transmitted electronically to ESSENCE-FL daily or hourly.

# Coronavirus: summary for Columbia County

Data for May 10, 2020 (verified at 10 AM)

Data in this report are provisional and subject to change.

## Confirmed cases

**Total cases** 103

Florida residents 102

Non-Florida residents 1

## Gender for Florida residents

Men 57

Women 45

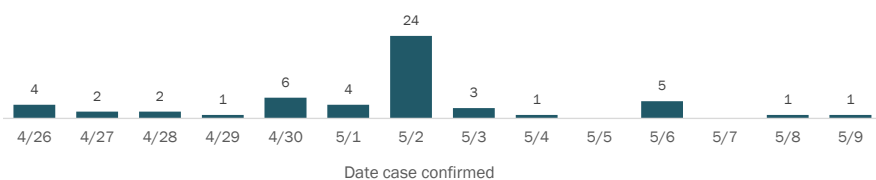
Unknown 0

## Age for Florida residents

Range 0 - 80

Median age 46

## Cases confirmed in Florida residents per day



Race, ethnicity	Cases	Hospitalizations	Deaths
White	59	5	1
Hispanic	5	0	0
Non-Hispanic	52	5	1
Unknown ethnicity	2	0	0
Black	38	3	0
Hispanic	0	0	0
Non-Hispanic	38	3	0
Unknown ethnicity	0	0	0
Other	4	1	1
Hispanic	3	1	1
Non-Hispanic	1	0	0
Unknown ethnicity	0	0	0
Unknown race	1	0	0
Hispanic	0	0	0
Non-Hispanic	0	0	0
Unknown ethnicity	1	0	0
<b>Total</b>	<b>102</b>	<b>9</b>	<b>2</b>

## Outcomes for Florida residents

### Columbia

Hospitalizations 9 (9% of all cases)

Deaths 2 (2% of all cases)

### Statewide

Hospitalizations 7,171 (18% of all cases)

Deaths 1,721 (4% of all cases)

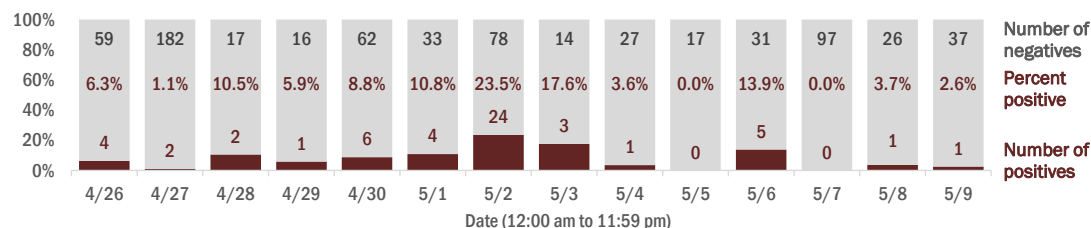
**Hospitalization** counts include anyone who was hospitalized at some point during their illness. It does not reflect the number of people currently hospitalized.

**Other race** includes any person with a race of American Indian/Alaskan native, Asian, native Hawaiian/Pacific Islander, or other.

## Laboratory testing for Florida residents and non-Florida residents over the past 2 weeks

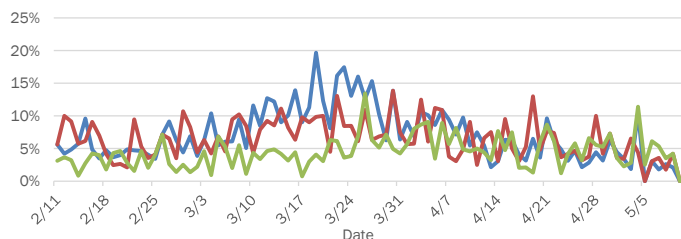
### Number and percent of positive labs

These counts include the number of people for whom the department received laboratory results by day. This percent is the number of people who test positive for the first time divided by all the people tested that day, excluding people who have previously tested positive.

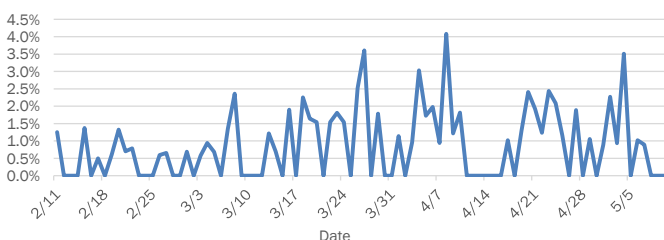


## Emergency department (ED) chief complaint and admission data for Columbia County

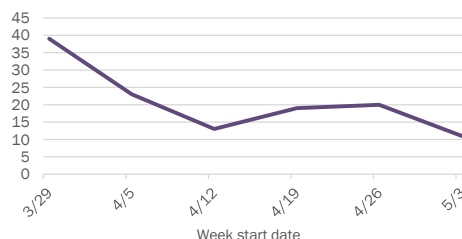
### Daily percent of ED visits mentioning cough, fever, or shortness of breath



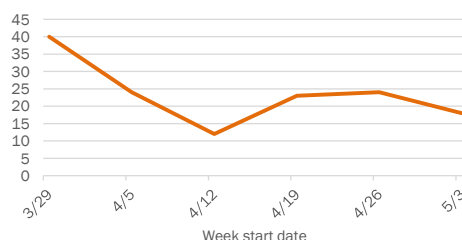
### Daily percent of ED visits resulting in cough-associated admissions



### Weekly count of ED visits for influenza-like illness



### Weekly count of ED visits for COVID-like illness



The Electronic Surveillance System for the Early Notification of Community-Based Epidemics (ESSENCE-FL) includes chief complaint data from 213 of 214 Florida EDs. Data are transmitted electronically to ESSENCE-FL daily or hourly.

# Coronavirus: summary for Dade County

Data for May 10, 2020 (verified at 10 AM)

Data in this report are provisional and subject to change.

## Confirmed cases

<b>Total cases</b>	<b>14,007</b>
Florida residents	13,846
Non-Florida residents	161

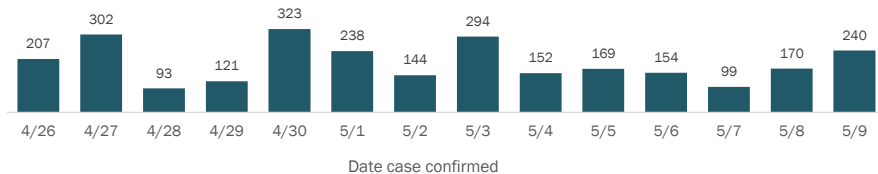
## Gender for Florida residents

Men	7,230
Women	6,611
Unknown	5

## Age for Florida residents

Range	0 - 105
Median age	49

## Cases confirmed in Florida residents per day



Race, ethnicity	Cases	Hospitalizations	Deaths
White	7,085	1,329	297
Hispanic	5,883	1,101	221
Non-Hispanic	866	183	55
Unknown ethnicity	336	45	21
Black	2,110	543	141
Hispanic	229	63	11
Non-Hispanic	1,748	447	121
Unknown ethnicity	133	33	9
Other	559	85	16
Hispanic	287	43	5
Non-Hispanic	166	33	7
Unknown ethnicity	106	9	4
Unknown race	4,092	115	33
Hispanic	392	32	5
Non-Hispanic	88	13	2
Unknown ethnicity	3,612	70	26
<b>Total</b>	<b>13,846</b>	<b>2,072</b>	<b>487</b>

## Outcomes for Florida residents

<b>Dade</b>		
Hospitalizations	2,072	(15% of all cases)
Deaths	487	(4% of all cases)

## Statewide

Hospitalizations	7,171	(18% of all cases)
Deaths	1,721	(4% of all cases)

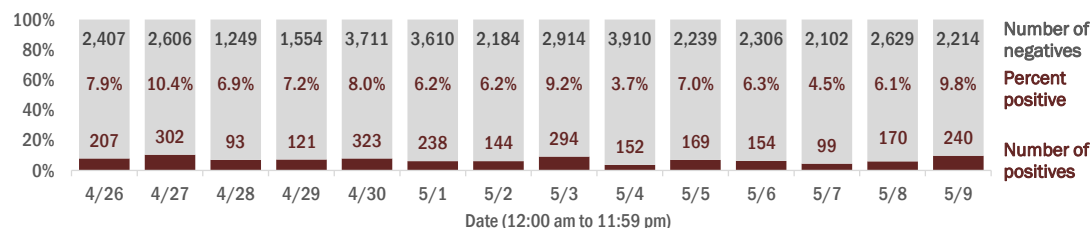
**Hospitalization** counts include anyone who was hospitalized at some point during their illness. It does not reflect the number of people currently hospitalized.

**Other race** includes any person with a race of American Indian/Alaskan native, Asian, native Hawaiian/Pacific Islander, or other.

## Laboratory testing for Florida residents and non-Florida residents over the past 2 weeks

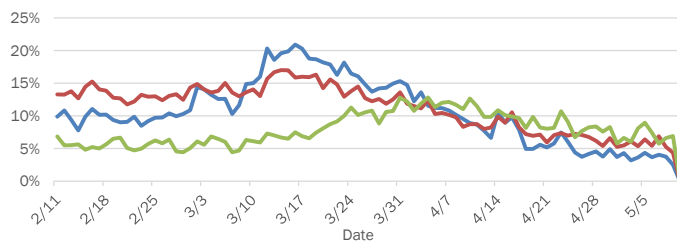
### Number and percent of positive labs

These counts include the number of people for whom the department received laboratory results by day. This percent is the number of people who test positive for the first time divided by all the people tested that day, excluding people who have previously tested positive.

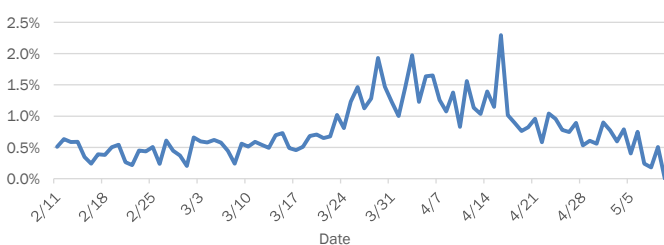


## Emergency department (ED) chief complaint and admission data for Dade County

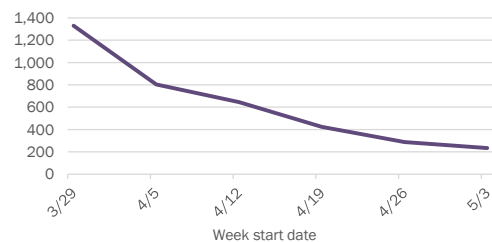
### Daily percent of ED visits mentioning cough, fever, or shortness of breath



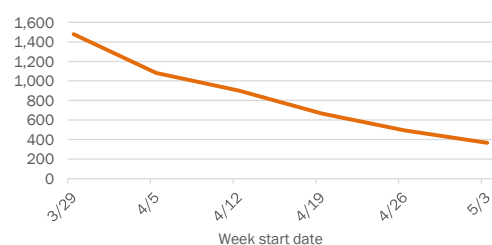
### Daily percent of ED visits resulting in cough-associated admissions



### Weekly count of ED visits for influenza-like illness



### Weekly count of ED visits for COVID-like illness



The Electronic Surveillance System for the Early Notification of Community-Based Epidemics (ESSENCE-FL) includes chief complaint data from 213 of 214 Florida EDs. Data are transmitted electronically to ESSENCE-FL daily or hourly.

# Coronavirus: summary for Desoto County

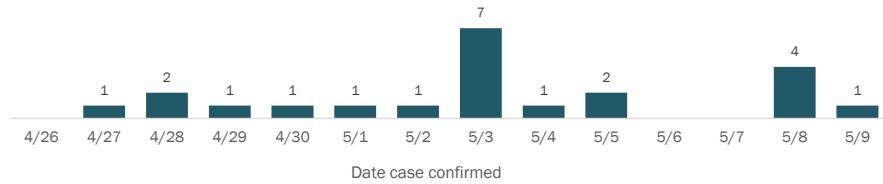
Data for May 10, 2020 (verified at 10 AM)

Data in this report are provisional and subject to change.

## Confirmed cases

<b>Total cases</b>	<b>47</b>
Florida residents	47
Non-Florida residents	0
<b>Gender for Florida residents</b>	
Men	28
Women	19
Unknown	0
<b>Age for Florida residents</b>	
Range	21 - 92
Median age	60

## Cases confirmed in Florida residents per day



Race, ethnicity	Cases	Hospitalizations	Deaths
White	34	9	2
Hispanic	9	1	0
Non-Hispanic	20	6	1
Unknown ethnicity	5	2	1
Black	1	0	0
Hispanic	0	0	0
Non-Hispanic	1	0	0
Unknown ethnicity	0	0	0
Other	0	0	0
Hispanic	0	0	0
Non-Hispanic	0	0	0
Unknown ethnicity	0	0	0
Unknown race	12	3	3
Hispanic	0	0	0
Non-Hispanic	0	0	0
Unknown ethnicity	12	3	3
<b>Total</b>	<b>47</b>	<b>12</b>	<b>5</b>

## Outcomes for Florida residents

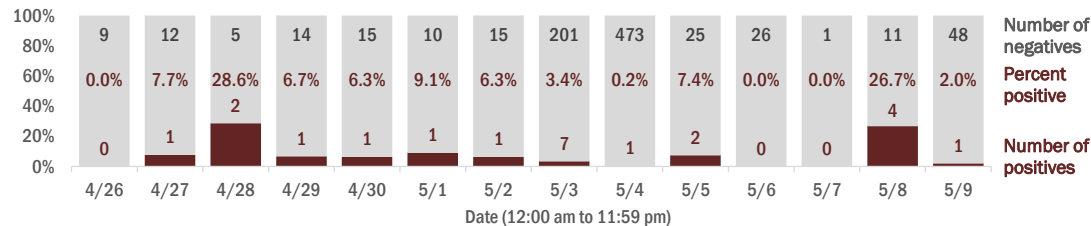
<b>Desoto</b>		
Hospitalizations	12	(26% of all cases)
Deaths	5	(11% of all cases)
<b>Statewide</b>		
Hospitalizations	7,171	(18% of all cases)
Deaths	1,721	(4% of all cases)

**Hospitalization** counts include anyone who was hospitalized at some point during their illness. It does not reflect the number of people currently hospitalized.  
**Other race** includes any person with a race of American Indian/Alaskan native, Asian, native Hawaiian/Pacific Islander, or other.

## Laboratory testing for Florida residents and non-Florida residents over the past 2 weeks

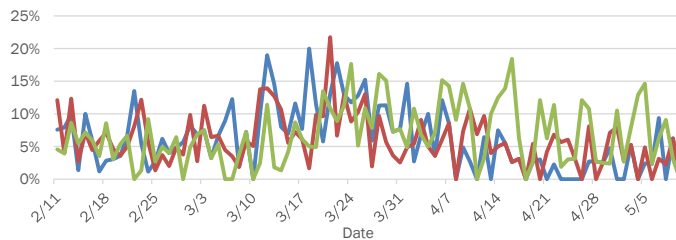
### Number and percent of positive labs

These counts include the number of people for whom the department received laboratory results by day. This percent is the number of people who test positive for the first time divided by all the people tested that day, excluding people who have previously tested positive.

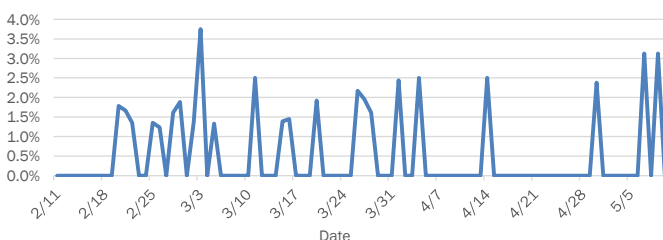


## Emergency department (ED) chief complaint and admission data for Desoto County

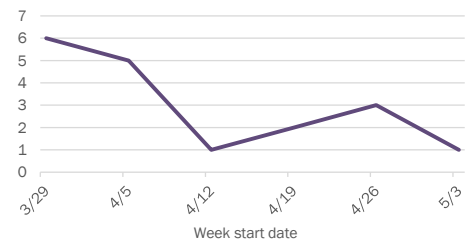
### Daily percent of ED visits mentioning cough, fever, or shortness of breath



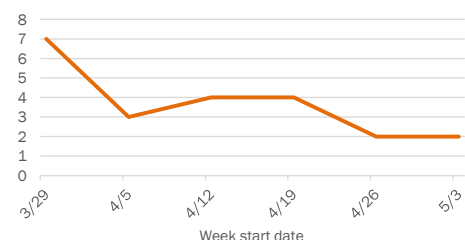
### Daily percent of ED visits resulting in cough-associated admissions



### Weekly count of ED visits for influenza-like illness



### Weekly count of ED visits for COVID-like illness



The Electronic Surveillance System for the Early Notification of Community-Based Epidemics (ESSENCE-FL) includes chief complaint data from 213 of 214 Florida EDs. Data are transmitted electronically to ESSENCE-FL daily or hourly.

# Coronavirus: summary for Dixie County

Data for May 10, 2020 (verified at 10 AM)

Data in this report are provisional and subject to change.

## Confirmed cases

**Total cases** 13

Florida residents 13

Non-Florida residents 0

## Gender for Florida residents

Men 4

Women 9

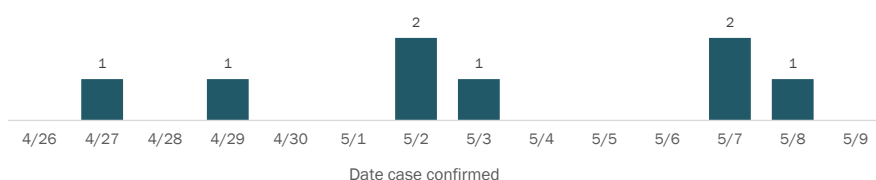
Unknown 0

## Age for Florida residents

Range 21 - 86

Median age 55

## Cases confirmed in Florida residents per day



Race, ethnicity	Cases	Hospitalizations	Deaths
White	8	2	0
Hispanic	0	0	0
Non-Hispanic	8	2	0
Unknown ethnicity	0	0	0
Black	4	1	0
Hispanic	0	0	0
Non-Hispanic	3	1	0
Unknown ethnicity	1	0	0
Other	0	0	0
Hispanic	0	0	0
Non-Hispanic	0	0	0
Unknown ethnicity	0	0	0
Unknown race	1	0	0
Hispanic	0	0	0
Non-Hispanic	0	0	0
Unknown ethnicity	1	0	0
<b>Total</b>	<b>13</b>	<b>3</b>	<b>0</b>

## Outcomes for Florida residents

<b>Dixie</b>		
Hospitalizations	3	(23% of all cases)
Deaths	0	(0% of all cases)

<b>Statewide</b>		
Hospitalizations	7,171	(18% of all cases)
Deaths	1,721	(4% of all cases)

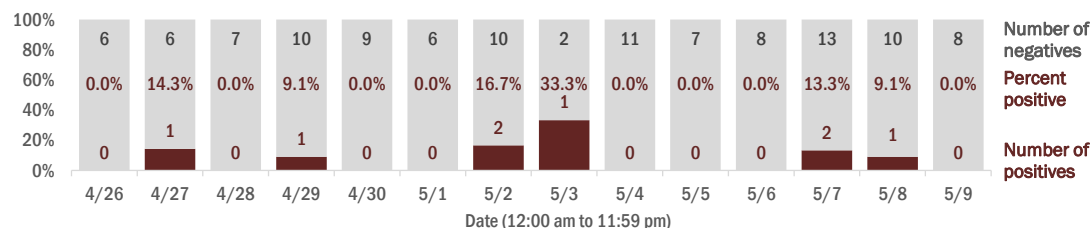
**Hospitalization** counts include anyone who was hospitalized at some point during their illness. It does not reflect the number of people currently hospitalized.

**Other race** includes any person with a race of American Indian/Alaskan native, Asian, native Hawaiian/Pacific Islander, or other.

## Laboratory testing for Florida residents and non-Florida residents over the past 2 weeks

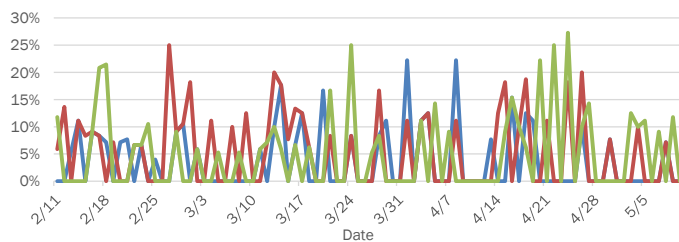
### Number and percent of positive labs

These counts include the number of people for whom the department received laboratory results by day. This percent is the number of people who test positive for the first time divided by all the people tested that day, excluding people who have previously tested positive.

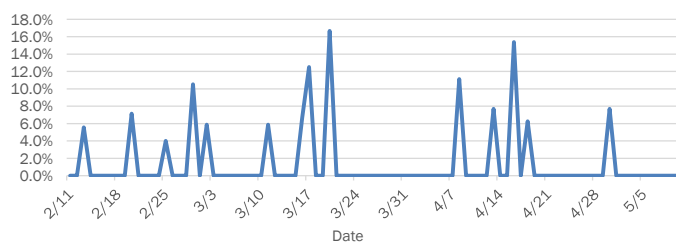


## Emergency department (ED) chief complaint and admission data for Dixie County

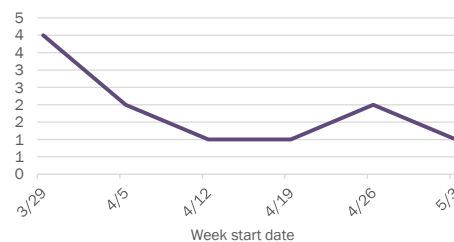
### Daily percent of ED visits mentioning cough, fever, or shortness of breath



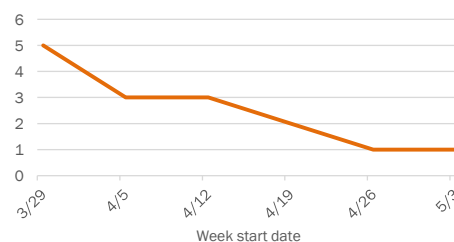
### Daily percent of ED visits resulting in cough-associated admissions



### Weekly count of ED visits for influenza-like illness



### Weekly count of ED visits for COVID-like illness



The Electronic Surveillance System for the Early Notification of Community-Based Epidemics (ESSENCE-FL) includes chief complaint data from 213 of 214 Florida EDs. Data are transmitted electronically to ESSENCE-FL daily or hourly.



# Coronavirus: summary for Duval County

Data for May 10, 2020 (verified at 10 AM)

Data in this report are provisional and subject to change.

## Confirmed cases

**Total cases** 1,164

Florida residents 1,128

Non-Florida residents 36

## Gender for Florida residents

Men 525

Women 602

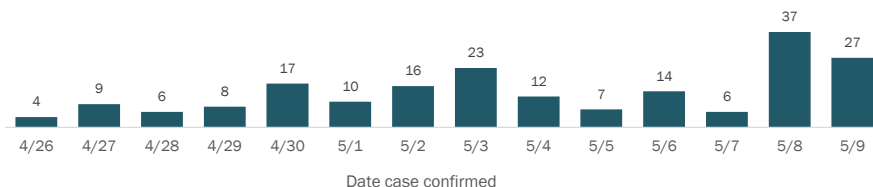
Unknown 1

## Age for Florida residents

Range 0 - 100

Median age 49

## Cases confirmed in Florida residents per day



Race, ethnicity	Cases	Hospitalizations	Deaths
White	485	81	16
Hispanic	65	7	0
Non-Hispanic	407	74	16
Unknown ethnicity	13	0	0
Black	401	87	13
Hispanic	2	0	0
Non-Hispanic	392	86	13
Unknown ethnicity	7	1	0
Other	85	15	0
Hispanic	29	5	0
Non-Hispanic	52	8	0
Unknown ethnicity	4	2	0
Unknown race	157	2	0
Hispanic	1	0	0
Non-Hispanic	0	0	0
Unknown ethnicity	156	2	0
<b>Total</b>	<b>1,128</b>	<b>185</b>	<b>29</b>

## Outcomes for Florida residents

### Duval

Hospitalizations 185 (16% of all cases)

Deaths 29 (3% of all cases)

### Statewide

Hospitalizations 7,171 (18% of all cases)

Deaths 1,721 (4% of all cases)

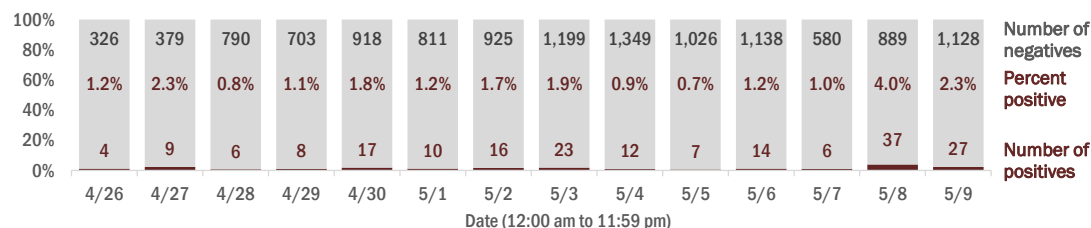
**Hospitalization** counts include anyone who was hospitalized at some point during their illness. It does not reflect the number of people currently hospitalized.

**Other race** includes any person with a race of American Indian/Alaskan native, Asian, native Hawaiian/Pacific Islander, or other.

## Laboratory testing for Florida residents and non-Florida residents over the past 2 weeks

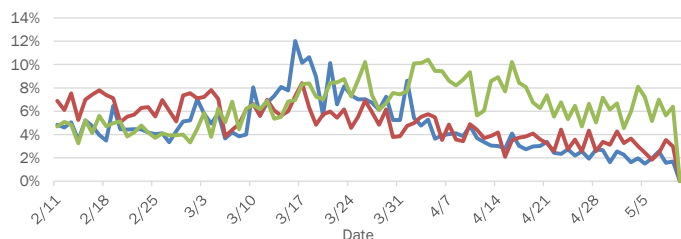
### Number and percent of positive labs

These counts include the number of people for whom the department received laboratory results by day. This percent is the number of people who test positive for the first time divided by all the people tested that day, excluding people who have previously tested positive.

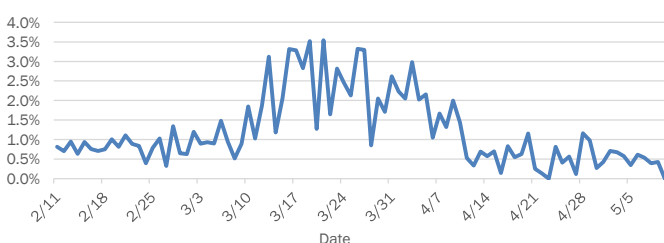


## Emergency department (ED) chief complaint and admission data for Duval County

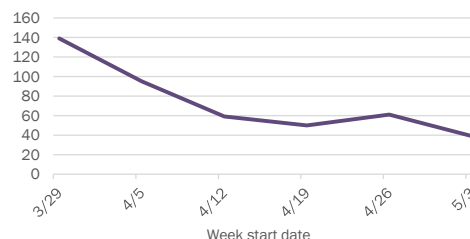
### Daily percent of ED visits mentioning cough, fever, or shortness of breath



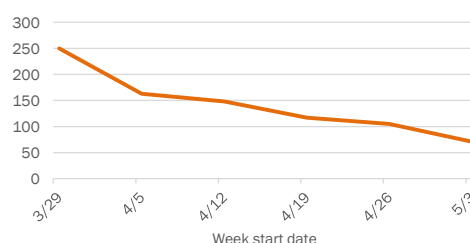
### Daily percent of ED visits resulting in cough-associated admissions



### Weekly count of ED visits for influenza-like illness



### Weekly count of ED visits for COVID-like illness



The Electronic Surveillance System for the Early Notification of Community-Based Epidemics (ESSENCE-FL) includes chief complaint data from 213 of 214 Florida EDs. Data are transmitted electronically to ESSENCE-FL daily or hourly.

# Coronavirus: summary for Escambia County

Data for May 10, 2020 (verified at 10 AM)

Data in this report are provisional and subject to change.

## Confirmed cases

**Total cases** 638

Florida residents 547

Non-Florida residents 91

## Gender for Florida residents

Men

232

Women

314

Unknown

1

## Age for Florida residents

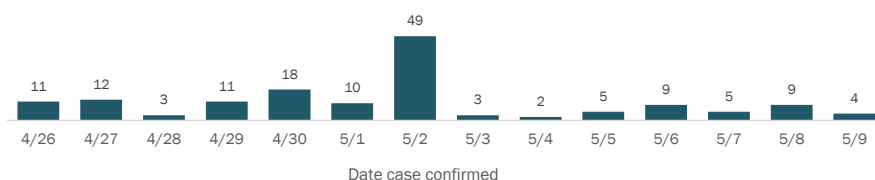
Range

0 - 105

Median age

58

## Cases confirmed in Florida residents per day



## Race, ethnicity

	Cases	Hospitalizations	Deaths
White	261	23	11
Hispanic	7	0	0
Non-Hispanic	216	22	10
Unknown ethnicity	38	1	1
Black	190	25	7
Hispanic	0	0	0
Non-Hispanic	158	25	5
Unknown ethnicity	32	0	2
Other	16	2	0
Hispanic	2	0	0
Non-Hispanic	12	2	0
Unknown ethnicity	2	0	0
Unknown race	80	2	0
Hispanic	3	0	0
Non-Hispanic	2	0	0
Unknown ethnicity	75	2	0
<b>Total</b>	<b>547</b>	<b>52</b>	<b>18</b>

## Outcomes for Florida residents

### Escambia

Hospitalizations	52	(10% of all cases)
Deaths	18	(3% of all cases)

### Statewide

Hospitalizations	7,171	(18% of all cases)
Deaths	1,721	(4% of all cases)

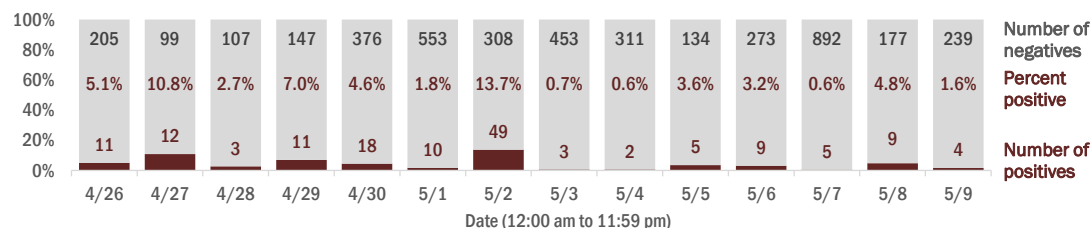
**Hospitalization** counts include anyone who was hospitalized at some point during their illness. It does not reflect the number of people currently hospitalized.

**Other race** includes any person with a race of American Indian/Alaskan native, Asian, native Hawaiian/Pacific Islander, or other.

## Laboratory testing for Florida residents and non-Florida residents over the past 2 weeks

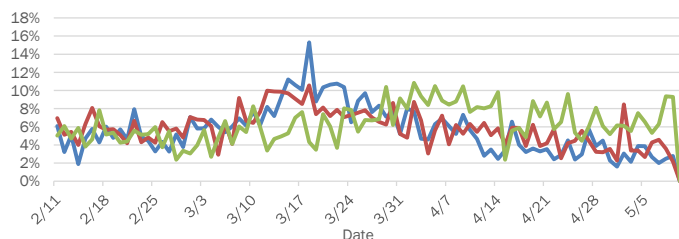
### Number and percent of positive labs

These counts include the number of people for whom the department received laboratory results by day. This percent is the number of people who test positive for the first time divided by all the people tested that day, excluding people who have previously tested positive.

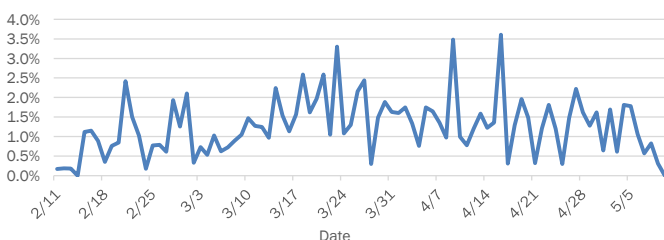


## Emergency department (ED) chief complaint and admission data for Escambia County

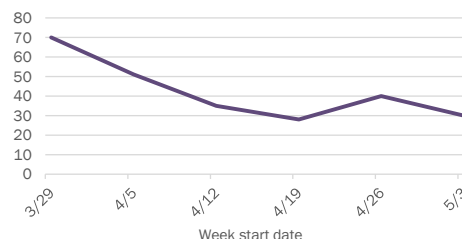
### Daily percent of ED visits mentioning cough, fever, or shortness of breath



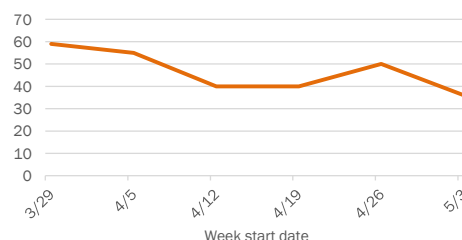
### Daily percent of ED visits resulting in cough-associated admissions



### Weekly count of ED visits for influenza-like illness



### Weekly count of ED visits for COVID-like illness



The Electronic Surveillance System for the Early Notification of Community-Based Epidemics (ESSENCE-FL) includes chief complaint data from 213 of 214 Florida EDs. Data are transmitted electronically to ESSENCE-FL daily or hourly.

# Coronavirus: summary for Flagler County

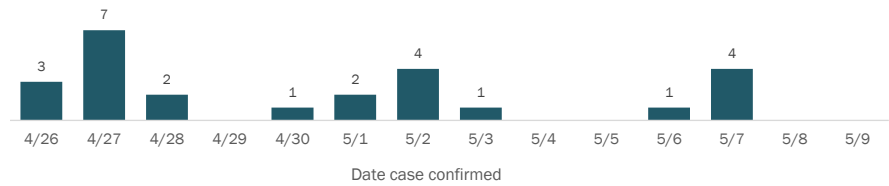
Data for May 10, 2020 (verified at 10 AM)

Data in this report are provisional and subject to change.

## Confirmed cases

<b>Total cases</b>	<b>147</b>
Florida residents	143
Non-Florida residents	4
<b>Gender for Florida residents</b>	
Men	59
Women	84
Unknown	0
<b>Age for Florida residents</b>	
Range	7 - 87
Median age	56

## Cases confirmed in Florida residents per day



Race, ethnicity	Cases	Hospitalizations	Deaths
<b>White</b>	<b>98</b>	<b>11</b>	<b>4</b>
Hispanic	16	2	1
Non-Hispanic	82	9	3
Unknown ethnicity	0	0	0
<b>Black</b>	<b>15</b>	<b>3</b>	<b>0</b>
Hispanic	0	0	0
Non-Hispanic	15	3	0
Unknown ethnicity	0	0	0
<b>Other</b>	<b>24</b>	<b>1</b>	<b>0</b>
Hispanic	1	0	0
Non-Hispanic	20	0	0
Unknown ethnicity	3	1	0
<b>Unknown race</b>	<b>6</b>	<b>0</b>	<b>0</b>
Hispanic	0	0	0
Non-Hispanic	1	0	0
Unknown ethnicity	5	0	0
<b>Total</b>	<b>143</b>	<b>15</b>	<b>4</b>

## Outcomes for Florida residents

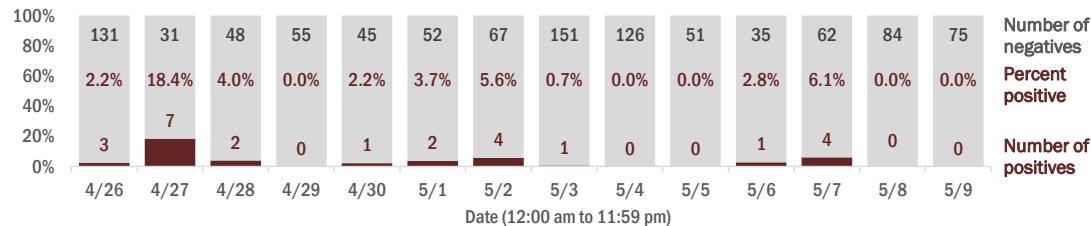
<b>Flagler</b>		
Hospitalizations	15	(10% of all cases)
Deaths	4	(3% of all cases)
<b>Statewide</b>		
Hospitalizations	7,171	(18% of all cases)
Deaths	1,721	(4% of all cases)

**Hospitalization** counts include anyone who was hospitalized at some point during their illness. It does not reflect the number of people currently hospitalized.  
**Other race** includes any person with a race of American Indian/Alaskan native, Asian, native Hawaiian/Pacific Islander, or other.

## Laboratory testing for Florida residents and non-Florida residents over the past 2 weeks

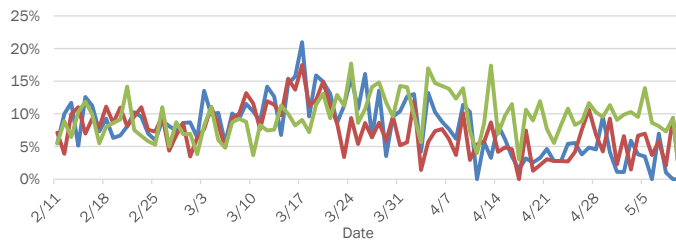
### Number and percent of positive labs

These counts include the number of people for whom the department received laboratory results by day. This percent is the number of people who test positive for the first time divided by all the people tested that day, excluding people who have previously tested positive.

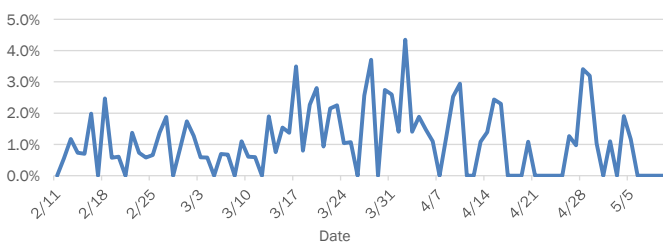


## Emergency department (ED) chief complaint and admission data for Flagler County

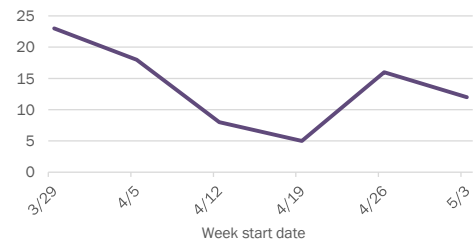
### Daily percent of ED visits mentioning cough, fever, or shortness of breath



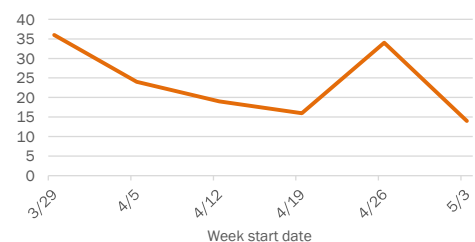
### Daily percent of ED visits resulting in cough-associated admissions



### Weekly count of ED visits for influenza-like illness



### Weekly count of ED visits for COVID-like illness



The Electronic Surveillance System for the Early Notification of Community-Based Epidemics (ESSENCE-FL) includes chief complaint data from 213 of 214 Florida EDs. Data are transmitted electronically to ESSENCE-FL daily or hourly.

# Coronavirus: summary for Franklin County

Data for May 10, 2020 (verified at 10 AM)

Data in this report are provisional and subject to change.

## Confirmed cases

Total cases		2	Cases confirmed in Florida residents per day														
Florida residents		1															
Non-Florida residents		1															
Gender for Florida residents																	
Men		0															
Women		1															
Unknown		0															
Age for Florida residents																	
Range	60 - 60		4/26	4/27	4/28	4/29	4/30	5/1	5/2	5/3	5/4	5/5	5/6	5/7	5/8	5/9	Date case confirmed
Median age	60																

Race, ethnicity	Cases	Hospitalizations	Deaths
White	1	0	0
Hispanic	0	0	0
Non-Hispanic	1	0	0
Unknown ethnicity	0	0	0
Black	0	0	0
Hispanic	0	0	0
Non-Hispanic	0	0	0
Unknown ethnicity	0	0	0
Other	0	0	0
Hispanic	0	0	0
Non-Hispanic	0	0	0
Unknown ethnicity	0	0	0
Unknown race	0	0	0
Hispanic	0	0	0
Non-Hispanic	0	0	0
Unknown ethnicity	0	0	0
<b>Total</b>	<b>1</b>	<b>0</b>	<b>0</b>

## Outcomes for Florida residents

<b>Franklin</b>		
Hospitalizations	0	(0% of all cases)
Deaths	0	(0% of all cases)
<b>Statewide</b>		
Hospitalizations	7,171	(18% of all cases)
Deaths	1,721	(4% of all cases)

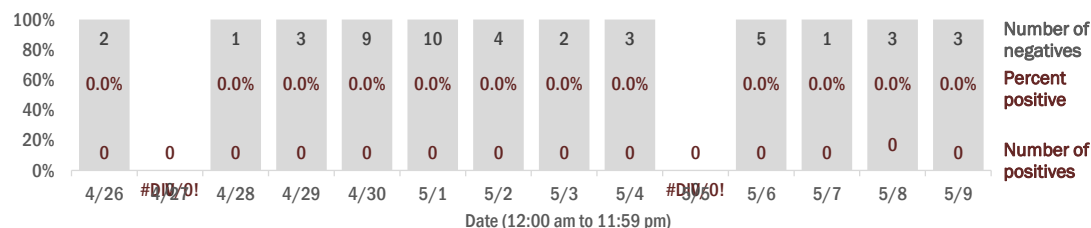
**Hospitalization** counts include anyone who was hospitalized at some point during their illness. It does not reflect the number of people currently hospitalized.

**Other race** includes any person with a race of American Indian/Alaskan native, Asian, native Hawaiian/Pacific Islander, or other.

## Laboratory testing for Florida residents and non-Florida residents over the past 2 weeks

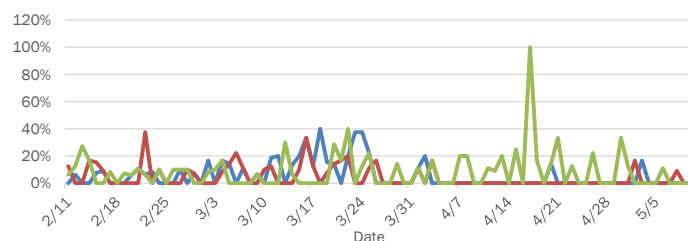
### Number and percent of positive labs

These counts include the number of people for whom the department received laboratory results by day. This percent is the number of people who test positive for the first time divided by all the people tested that day, excluding people who have previously tested positive.

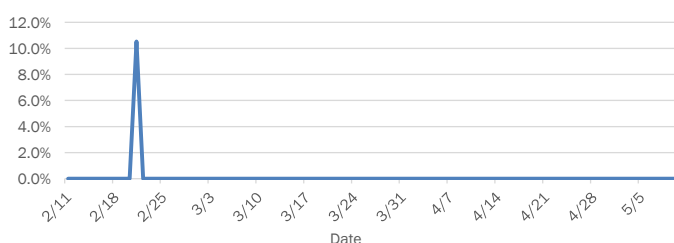


## Emergency department (ED) chief complaint and admission data for Franklin County

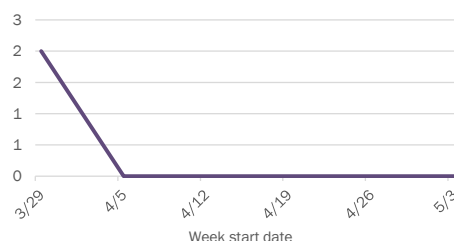
### Daily percent of ED visits mentioning cough, fever, or shortness of breath



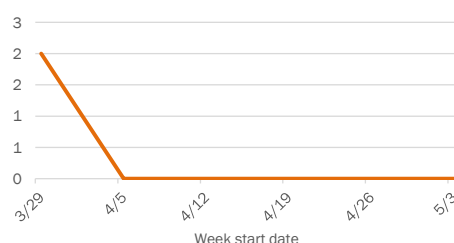
### Daily percent of ED visits resulting in cough-associated admissions



### Weekly count of ED visits for influenza-like illness



### Weekly count of ED visits for COVID-like illness



The Electronic Surveillance System for the Early Notification of Community-Based Epidemics (ESSENCE-FL) includes chief complaint data from 213 of 214 Florida EDs. Data are transmitted electronically to ESSENCE-FL daily or hourly.

# Coronavirus: summary for Gadsden County

Data for May 10, 2020 (verified at 10 AM)

Data in this report are provisional and subject to change.

## Confirmed cases

**Total cases** 128

Florida residents 127

Non-Florida residents 1

## Gender for Florida residents

Men 45

Women 82

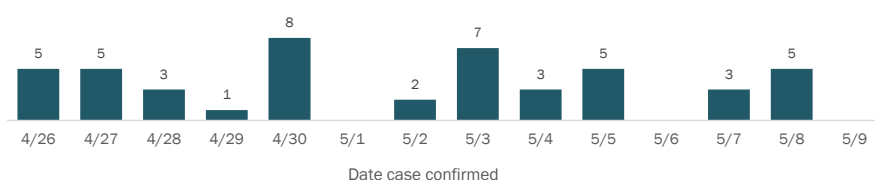
Unknown 0

## Age for Florida residents

Range 4 - 86

Median age 47

## Cases confirmed in Florida residents per day



## Race, ethnicity

	Cases	Hospitalizations	Deaths
White	18	7	0
Hispanic	2	0	0
Non-Hispanic	13	5	0
Unknown ethnicity	3	2	0
Black	73	16	0
Hispanic	0	0	0
Non-Hispanic	68	16	0
Unknown ethnicity	5	0	0
Other	3	3	0
Hispanic	3	3	0
Non-Hispanic	0	0	0
Unknown ethnicity	0	0	0
Unknown race	33	1	0
Hispanic	0	0	0
Non-Hispanic	1	0	0
Unknown ethnicity	32	1	0
<b>Total</b>	<b>127</b>	<b>27</b>	<b>0</b>

**Hospitalization** counts include anyone who was hospitalized at some point during their illness. It does not reflect the number of people currently hospitalized.

**Other race** includes any person with a race of American Indian/Alaskan native, Asian, native Hawaiian/Pacific Islander, or other.

## Outcomes for Florida residents

### Gadsden

Hospitalizations	27	(21% of all cases)
Deaths	0	(0% of all cases)

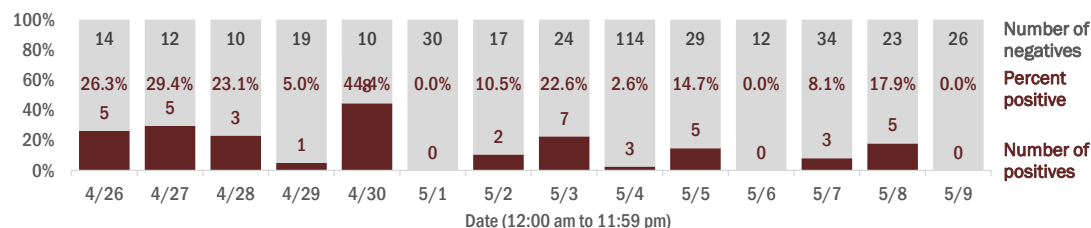
### Statewide

Hospitalizations	7,171	(18% of all cases)
Deaths	1,721	(4% of all cases)

## Laboratory testing for Florida residents and non-Florida residents over the past 2 weeks

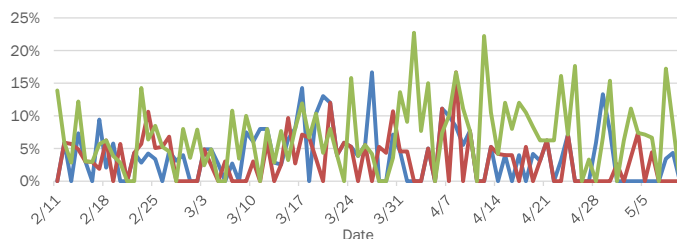
### Number and percent of positive labs

These counts include the number of people for whom the department received laboratory results by day. This percent is the number of people who test positive for the first time divided by all the people tested that day, excluding people who have previously tested positive.

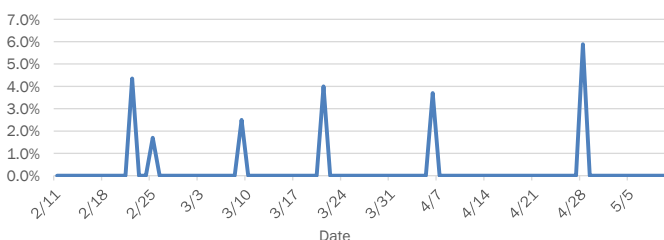


## Emergency department (ED) chief complaint and admission data for Gadsden County

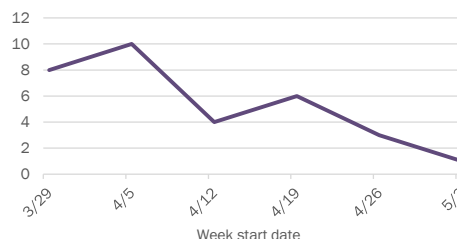
### Daily percent of ED visits mentioning cough, fever, or shortness of breath



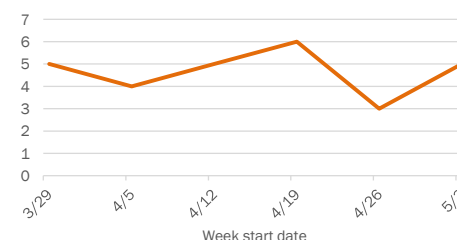
### Daily percent of ED visits resulting in cough-associated admissions



### Weekly count of ED visits for influenza-like illness



### Weekly count of ED visits for COVID-like illness



The Electronic Surveillance System for the Early Notification of Community-Based Epidemics (ESSENCE-FL) includes chief complaint data from 213 of 214 Florida EDs. Data are transmitted electronically to ESSENCE-FL daily or hourly.

# Coronavirus: summary for Gilchrist County

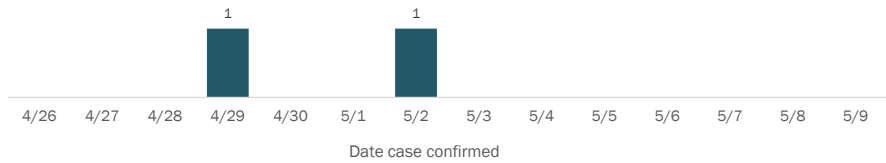
Data for May 10, 2020 (verified at 10 AM)

Data in this report are provisional and subject to change.

## Confirmed cases

<b>Total cases</b>	<b>6</b>
Florida residents	6
Non-Florida residents	0
<b>Gender for Florida residents</b>	
Men	2
Women	4
Unknown	0
<b>Age for Florida residents</b>	
Range	25 - 61
Median age	50

## Cases confirmed in Florida residents per day



Race, ethnicity	Cases	Hospitalizations	Deaths
White	5	0	0
Hispanic	0	0	0
Non-Hispanic	5	0	0
Unknown ethnicity	0	0	0
Black	1	0	0
Hispanic	0	0	0
Non-Hispanic	1	0	0
Unknown ethnicity	0	0	0
Other	0	0	0
Hispanic	0	0	0
Non-Hispanic	0	0	0
Unknown ethnicity	0	0	0
Unknown race	0	0	0
Hispanic	0	0	0
Non-Hispanic	0	0	0
Unknown ethnicity	0	0	0
<b>Total</b>	<b>6</b>	<b>0</b>	<b>0</b>

## Outcomes for Florida residents

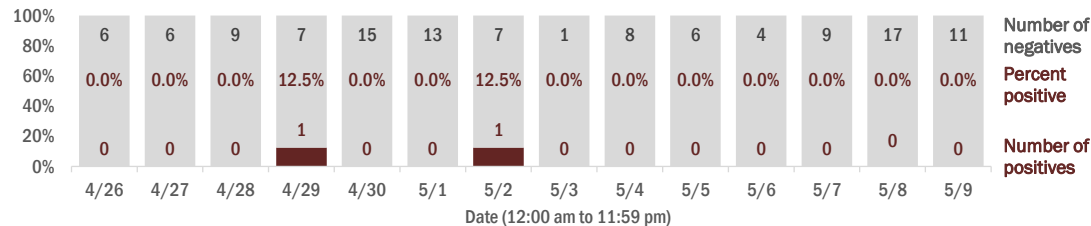
<b>Gilchrist</b>		
Hospitalizations	0	(0% of all cases)
Deaths	0	(0% of all cases)
<b>Statewide</b>		
Hospitalizations	7,171	(18% of all cases)
Deaths	1,721	(4% of all cases)

**Hospitalization** counts include anyone who was hospitalized at some point during their illness. It does not reflect the number of people currently hospitalized.  
**Other race** includes any person with a race of American Indian/Alaskan native, Asian, native Hawaiian/Pacific Islander, or other.

## Laboratory testing for Florida residents and non-Florida residents over the past 2 weeks

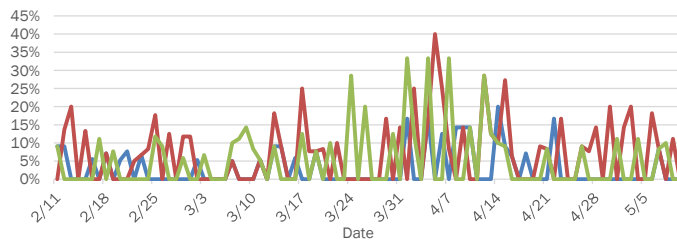
### Number and percent of positive labs

These counts include the number of people for whom the department received laboratory results by day. This percent is the number of people who test positive for the first time divided by all the people tested that day, excluding people who have previously tested positive.

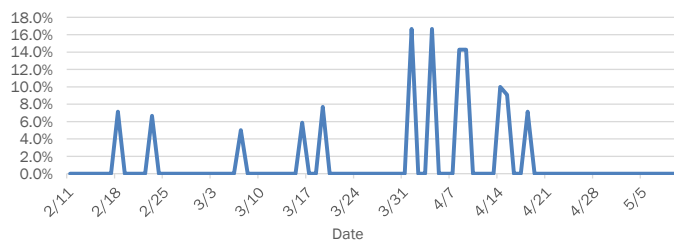


## Emergency department (ED) chief complaint and admission data for Gilchrist County

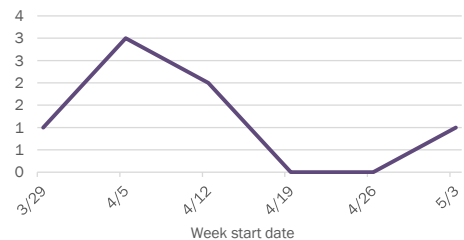
### Daily percent of ED visits mentioning cough, fever, or shortness of breath



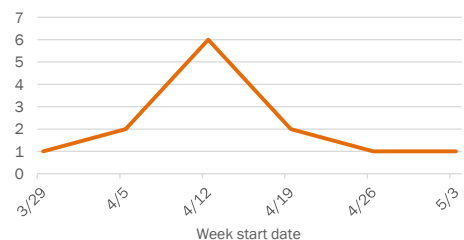
### Daily percent of ED visits resulting in cough-associated admissions



### Weekly count of ED visits for influenza-like illness



### Weekly count of ED visits for COVID-like illness



The Electronic Surveillance System for the Early Notification of Community-Based Epidemics (ESSENCE-FL) includes chief complaint data from 213 of 214 Florida EDs. Data are transmitted electronically to ESSENCE-FL daily or hourly.

# Coronavirus: summary for Glades County

Data for May 10, 2020 (verified at 10 AM)

Data in this report are provisional and subject to change.

## Confirmed cases

<b>Total cases</b>	<b>7</b>
Florida residents	7
Non-Florida residents	0
<b>Gender for Florida residents</b>	
Men	4
Women	3
Unknown	0
<b>Age for Florida residents</b>	
Range	30 - 89
Median age	55

## Cases confirmed in Florida residents per day



Race, ethnicity	Cases	Hospitalizations	Deaths
White	4	2	1
Hispanic	1	0	0
Non-Hispanic	3	2	1
Unknown ethnicity	0	0	0
Black	3	1	0
Hispanic	0	0	0
Non-Hispanic	2	1	0
Unknown ethnicity	1	0	0
Other	0	0	0
Hispanic	0	0	0
Non-Hispanic	0	0	0
Unknown ethnicity	0	0	0
Unknown race	0	0	0
Hispanic	0	0	0
Non-Hispanic	0	0	0
Unknown ethnicity	0	0	0
<b>Total</b>	<b>7</b>	<b>3</b>	<b>1</b>

## Outcomes for Florida residents

<b>Glades</b>		
Hospitalizations	3	(43% of all cases)
Deaths	1	(14% of all cases)
<b>Statewide</b>		
Hospitalizations	7,171	(18% of all cases)
Deaths	1,721	(4% of all cases)

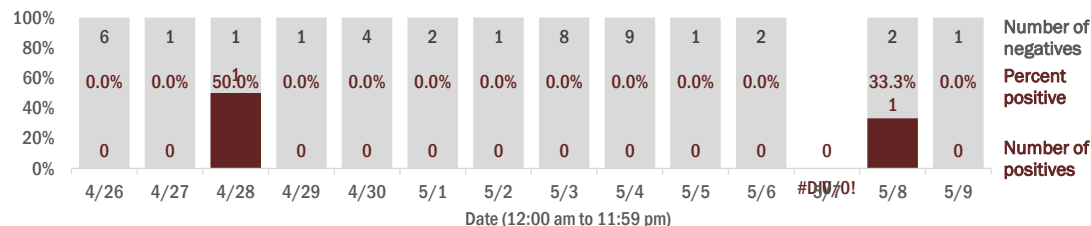
**Hospitalization** counts include anyone who was hospitalized at some point during their illness. It does not reflect the number of people currently hospitalized.

**Other race** includes any person with a race of American Indian/Alaskan native, Asian, native Hawaiian/Pacific Islander, or other.

## Laboratory testing for Florida residents and non-Florida residents over the past 2 weeks

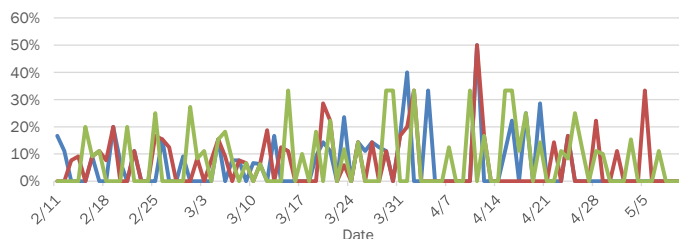
### Number and percent of positive labs

These counts include the number of people for whom the department received laboratory results by day. This percent is the number of people who test positive for the first time divided by all the people tested that day, excluding people who have previously tested positive.

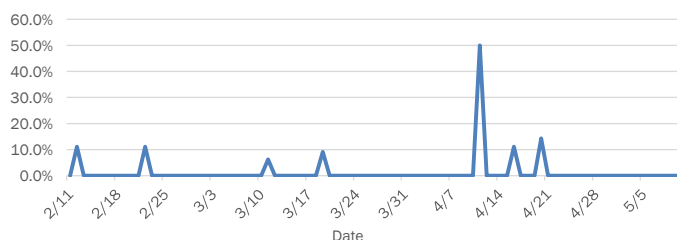


## Emergency department (ED) chief complaint and admission data for Glades County

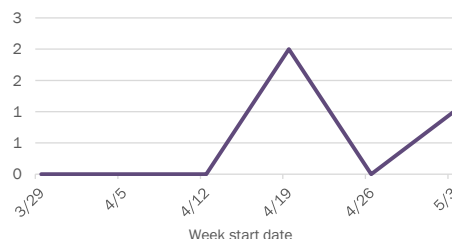
### Daily percent of ED visits mentioning cough, fever, or shortness of breath



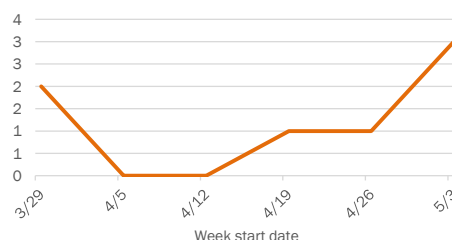
### Daily percent of ED visits resulting in cough-associated admissions



### Weekly count of ED visits for influenza-like illness



### Weekly count of ED visits for COVID-like illness



The Electronic Surveillance System for the Early Notification of Community-Based Epidemics (ESSENCE-FL) includes chief complaint data from 213 of 214 Florida EDs. Data are transmitted electronically to ESSENCE-FL daily or hourly.



# Coronavirus: summary for Gulf County

Data for May 10, 2020 (verified at 10 AM)

Data in this report are provisional and subject to change.

## Confirmed cases

Total cases		1	Cases confirmed in Florida residents per day													
Florida residents		1														
Non-Florida residents		0														
Gender for Florida residents																
Men		0														
Women		1														
Unknown		0														
Age for Florida residents																
Range		42 - 42	4/26	4/27	4/28	4/29	4/30	5/1	5/2	5/3	5/4	5/5	5/6	5/7	5/8	5/9
Median age		42	Date case confirmed													

Race, ethnicity	Cases	Hospitalizations	Deaths
White	1	0	0
Hispanic	0	0	0
Non-Hispanic	1	0	0
Unknown ethnicity	0	0	0
Black	0	0	0
Hispanic	0	0	0
Non-Hispanic	0	0	0
Unknown ethnicity	0	0	0
Other	0	0	0
Hispanic	0	0	0
Non-Hispanic	0	0	0
Unknown ethnicity	0	0	0
Unknown race	0	0	0
Hispanic	0	0	0
Non-Hispanic	0	0	0
Unknown ethnicity	0	0	0
<b>Total</b>	<b>1</b>	<b>0</b>	<b>0</b>

## Outcomes for Florida residents

<b>Gulf</b>		
Hospitalizations	0	(0% of all cases)
Deaths	0	(0% of all cases)
<b>Statewide</b>		
Hospitalizations	7,171	(18% of all cases)
Deaths	1,721	(4% of all cases)

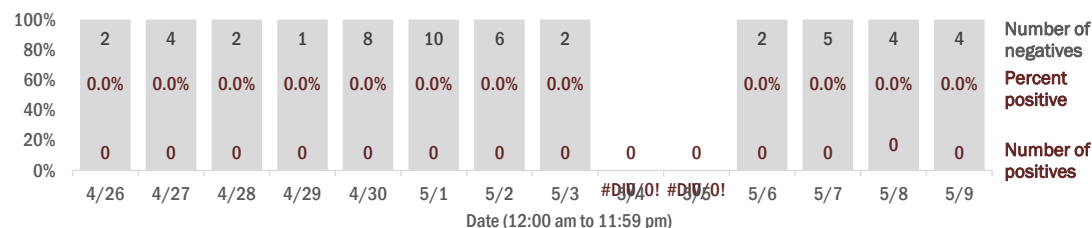
**Hospitalization** counts include anyone who was hospitalized at some point during their illness. It does not reflect the number of people currently hospitalized.

**Other race** includes any person with a race of American Indian/Alaskan native, Asian, native Hawaiian/Pacific Islander, or other.

## Laboratory testing for Florida residents and non-Florida residents over the past 2 weeks

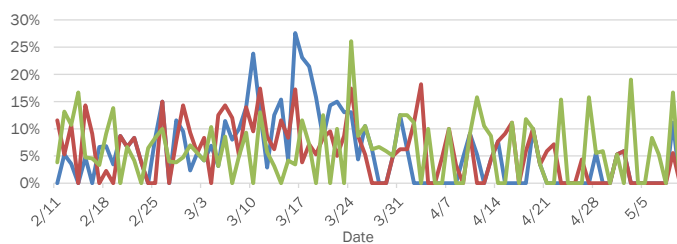
### Number and percent of positive labs

These counts include the number of people for whom the department received laboratory results by day. This percent is the number of people who test positive for the first time divided by all the people tested that day, excluding people who have previously tested positive.

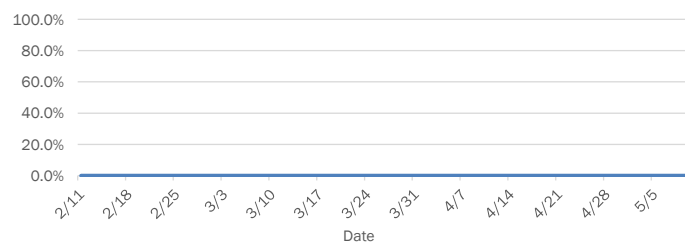


## Emergency department (ED) chief complaint and admission data for Gulf County

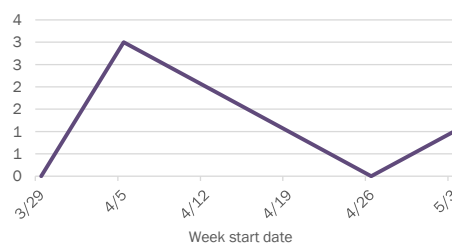
### Daily percent of ED visits mentioning cough, fever, or shortness of breath



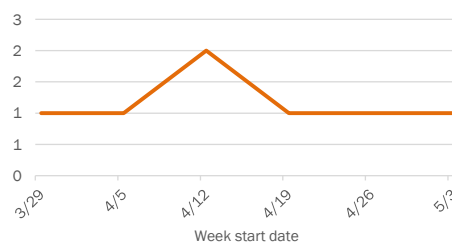
### Daily percent of ED visits resulting in cough-associated admissions



### Weekly count of ED visits for influenza-like illness



### Weekly count of ED visits for COVID-like illness



The Electronic Surveillance System for the Early Notification of Community-Based Epidemics (ESSENCE-FL) includes chief complaint data from 213 of 214 Florida EDs. Data are transmitted electronically to ESSENCE-FL daily or hourly.

# Coronavirus: summary for Hamilton County

Data for May 10, 2020 (verified at 10 AM)

Data in this report are provisional and subject to change.

## Confirmed cases

**Total cases** 18

Florida residents 17

Non-Florida residents 1

## Gender for Florida residents

Men 11

Women 6

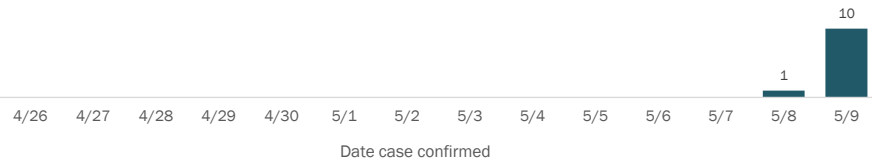
Unknown 0

## Age for Florida residents

Range 22 - 64

Median age 32

## Cases confirmed in Florida residents per day



Race, ethnicity	Cases	Hospitalizations	Deaths
White	6	0	0
Hispanic	0	0	0
Non-Hispanic	4	0	0
Unknown ethnicity	2	0	0
Black	8	0	0
Hispanic	0	0	0
Non-Hispanic	3	0	0
Unknown ethnicity	5	0	0
Other	0	0	0
Hispanic	0	0	0
Non-Hispanic	0	0	0
Unknown ethnicity	0	0	0
Unknown race	3	0	0
Hispanic	0	0	0
Non-Hispanic	0	0	0
Unknown ethnicity	3	0	0
<b>Total</b>	<b>17</b>	<b>0</b>	<b>0</b>

## Outcomes for Florida residents

### Hamilton

Hospitalizations	0	(0% of all cases)
Deaths	0	(0% of all cases)

### Statewide

Hospitalizations	7,171	(18% of all cases)
Deaths	1,721	(4% of all cases)

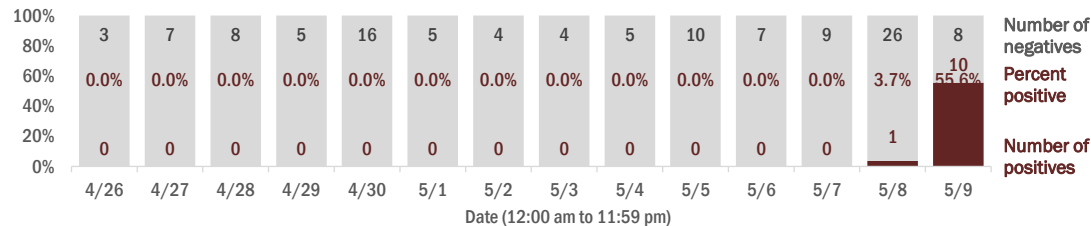
**Hospitalization** counts include anyone who was hospitalized at some point during their illness. It does not reflect the number of people currently hospitalized.

**Other race** includes any person with a race of American Indian/Alaskan native, Asian, native Hawaiian/Pacific Islander, or other.

## Laboratory testing for Florida residents and non-Florida residents over the past 2 weeks

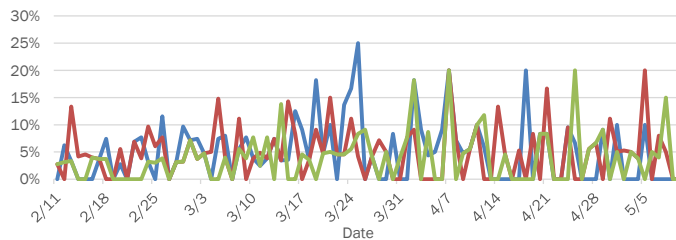
### Number and percent of positive labs

These counts include the number of people for whom the department received laboratory results by day. This percent is the number of people who test positive for the first time divided by all the people tested that day, excluding people who have previously tested positive.

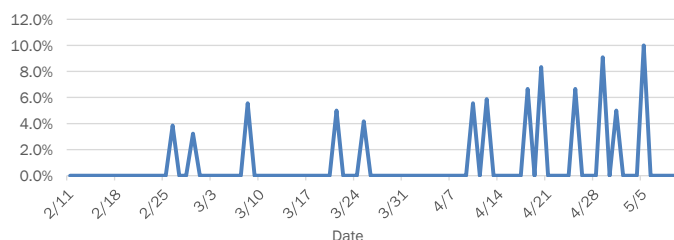


## Emergency department (ED) chief complaint and admission data for Hamilton County

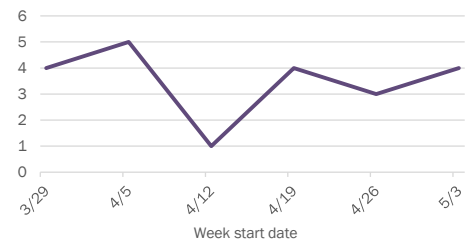
### Daily percent of ED visits mentioning cough, fever, or shortness of breath



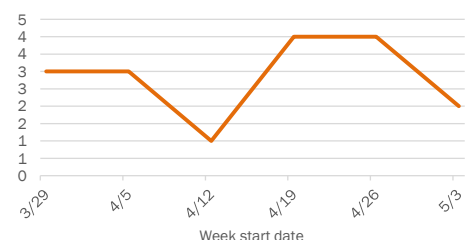
### Daily percent of ED visits resulting in cough-associated admissions



### Weekly count of ED visits for influenza-like illness



### Weekly count of ED visits for COVID-like illness



The Electronic Surveillance System for the Early Notification of Community-Based Epidemics (ESSENCE-FL) includes chief complaint data from 213 of 214 Florida EDs. Data are transmitted electronically to ESSENCE-FL daily or hourly.

# Coronavirus: summary for Hardee County

Data for May 10, 2020 (verified at 10 AM)

Data in this report are provisional and subject to change.

## Confirmed cases

**Total cases** 36

Florida residents 34

Non-Florida residents 2

## Gender for Florida residents

Men 12

Women 22

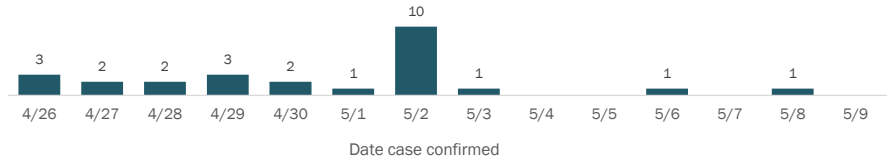
Unknown 0

## Age for Florida residents

Range 10 - 83

Median age 32

## Cases confirmed in Florida residents per day



## Race, ethnicity

	Cases	Hospitalizations	Deaths
White	14	2	0
Hispanic	5	0	0
Non-Hispanic	9	2	0
Unknown ethnicity	0	0	0
Black	18	4	0
Hispanic	0	0	0
Non-Hispanic	18	4	0
Unknown ethnicity	0	0	0
Other	2	0	0
Hispanic	1	0	0
Non-Hispanic	1	0	0
Unknown ethnicity	0	0	0
Unknown race	0	0	0
Hispanic	0	0	0
Non-Hispanic	0	0	0
Unknown ethnicity	0	0	0
<b>Total</b>	<b>34</b>	<b>6</b>	<b>0</b>

## Outcomes for Florida residents

### Hardee

Hospitalizations	6	(18% of all cases)
Deaths	0	(0% of all cases)

### Statewide

Hospitalizations	7,171	(18% of all cases)
Deaths	1,721	(4% of all cases)

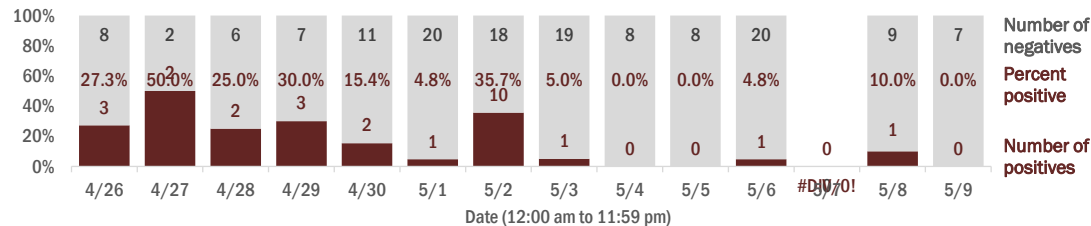
**Hospitalization** counts include anyone who was hospitalized at some point during their illness. It does not reflect the number of people currently hospitalized.

**Other race** includes any person with a race of American Indian/Alaskan native, Asian, native Hawaiian/Pacific Islander, or other.

## Laboratory testing for Florida residents and non-Florida residents over the past 2 weeks

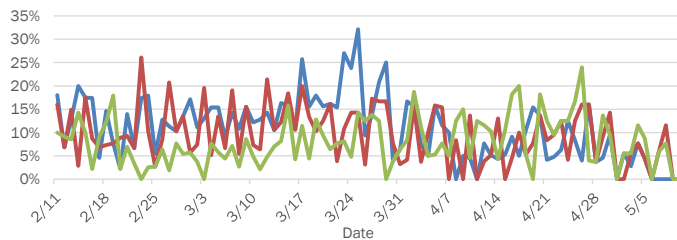
### Number and percent of positive labs

These counts include the number of people for whom the department received laboratory results by day. This percent is the number of people who test positive for the first time divided by all the people tested that day, excluding people who have previously tested positive.

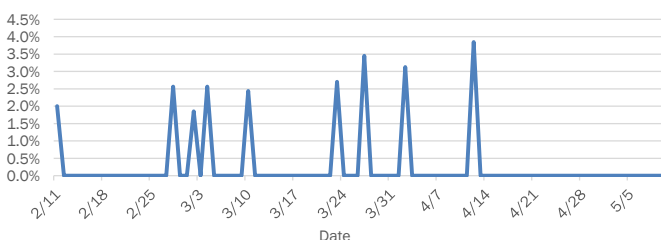


## Emergency department (ED) chief complaint and admission data for Hardee County

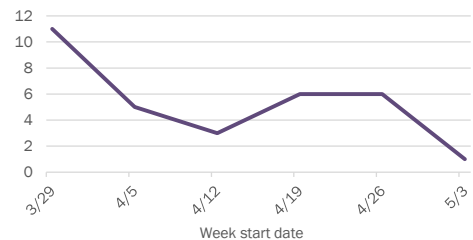
### Daily percent of ED visits mentioning cough, fever, or shortness of breath



### Daily percent of ED visits resulting in cough-associated admissions



### Weekly count of ED visits for influenza-like illness



### Weekly count of ED visits for COVID-like illness



The Electronic Surveillance System for the Early Notification of Community-Based Epidemics (ESSENCE-FL) includes chief complaint data from 213 of 214 Florida EDs. Data are transmitted electronically to ESSENCE-FL daily or hourly.

# Coronavirus: summary for Hendry County

Data for May 10, 2020 (verified at 10 AM)

Data in this report are provisional and subject to change.

## Confirmed cases

**Total cases** 145

Florida residents 145

Non-Florida residents 0

## Gender for Florida residents

Men 69

Women 76

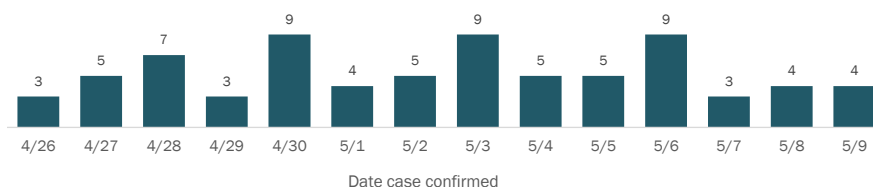
Unknown 0

## Age for Florida residents

Range 1 - 101

Median age 48

## Cases confirmed in Florida residents per day



Race, ethnicity	Cases	Hospitalizations	Deaths
White	97	17	4
Hispanic	58	8	2
Non-Hispanic	35	8	2
Unknown ethnicity	4	1	0
Black	38	10	1
Hispanic	0	0	0
Non-Hispanic	36	9	1
Unknown ethnicity	2	1	0
Other	3	1	0
Hispanic	2	1	0
Non-Hispanic	1	0	0
Unknown ethnicity	0	0	0
Unknown race	7	0	0
Hispanic	6	0	0
Non-Hispanic	0	0	0
Unknown ethnicity	1	0	0
<b>Total</b>	<b>145</b>	<b>28</b>	<b>5</b>

## Outcomes for Florida residents

### Hendry

Hospitalizations 28 (19% of all cases)

Deaths 5 (3% of all cases)

### Statewide

Hospitalizations 7,171 (18% of all cases)

Deaths 1,721 (4% of all cases)

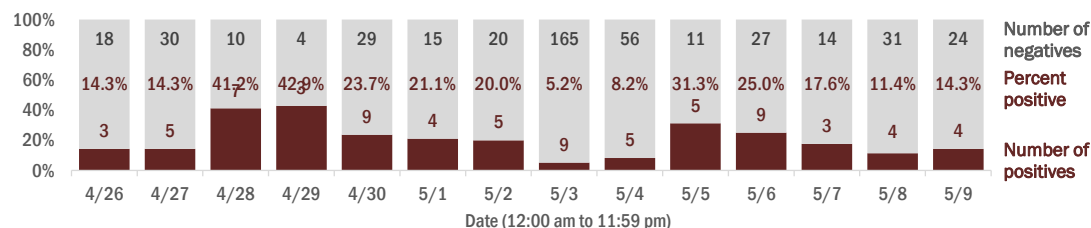
**Hospitalization** counts include anyone who was hospitalized at some point during their illness. It does not reflect the number of people currently hospitalized.

**Other race** includes any person with a race of American Indian/Alaskan native, Asian, native Hawaiian/Pacific Islander, or other.

## Laboratory testing for Florida residents and non-Florida residents over the past 2 weeks

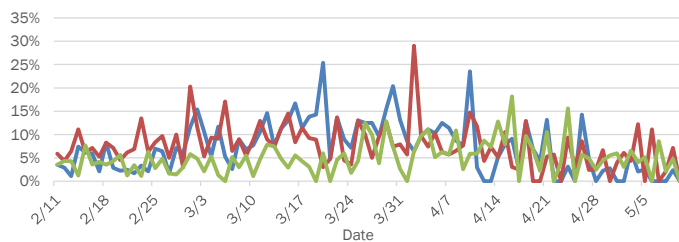
### Number and percent of positive labs

These counts include the number of people for whom the department received laboratory results by day. This percent is the number of people who test positive for the first time divided by all the people tested that day, excluding people who have previously tested positive.

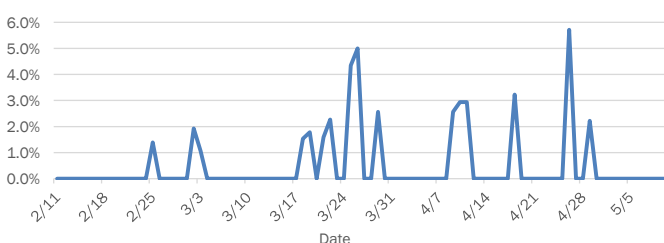


## Emergency department (ED) chief complaint and admission data for Hendry County

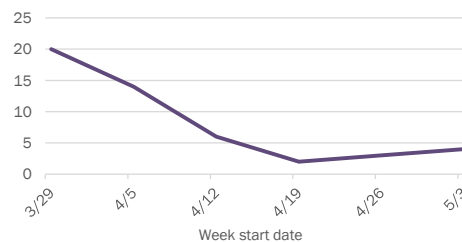
### Daily percent of ED visits mentioning cough, fever, or shortness of breath



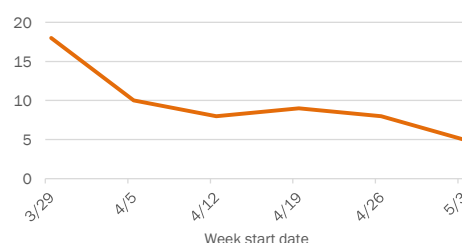
### Daily percent of ED visits resulting in cough-associated admissions



### Weekly count of ED visits for influenza-like illness



### Weekly count of ED visits for COVID-like illness



The Electronic Surveillance System for the Early Notification of Community-Based Epidemics (ESSENCE-FL) includes chief complaint data from 213 of 214 Florida EDs. Data are transmitted electronically to ESSENCE-FL daily or hourly.

# Coronavirus: summary for Hernando County

Data for May 10, 2020 (verified at 10 AM)

Data in this report are provisional and subject to change.

## Confirmed cases

**Total cases** 100

Florida residents 94

Non-Florida residents 6

## Gender for Florida residents

Men 49

Women 45

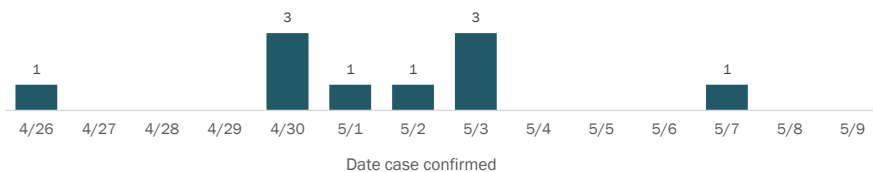
Unknown 0

## Age for Florida residents

Range 1 - 85

Median age 47

## Cases confirmed in Florida residents per day



## Race, ethnicity

	Cases	Hospitalizations	Deaths
White	82	18	5
Hispanic	21	4	1
Non-Hispanic	61	14	4
Unknown ethnicity	0	0	0
Black	10	2	0
Hispanic	0	0	0
Non-Hispanic	8	2	0
Unknown ethnicity	2	0	0
Other	2	1	0
Hispanic	1	1	0
Non-Hispanic	1	0	0
Unknown ethnicity	0	0	0
Unknown race	0	0	0
Hispanic	0	0	0
Non-Hispanic	0	0	0
Unknown ethnicity	0	0	0
<b>Total</b>	<b>94</b>	<b>21</b>	<b>5</b>

## Outcomes for Florida residents

### Hernando

Hospitalizations	21	(22% of all cases)
Deaths	5	(5% of all cases)

### Statewide

Hospitalizations	7,171	(18% of all cases)
Deaths	1,721	(4% of all cases)

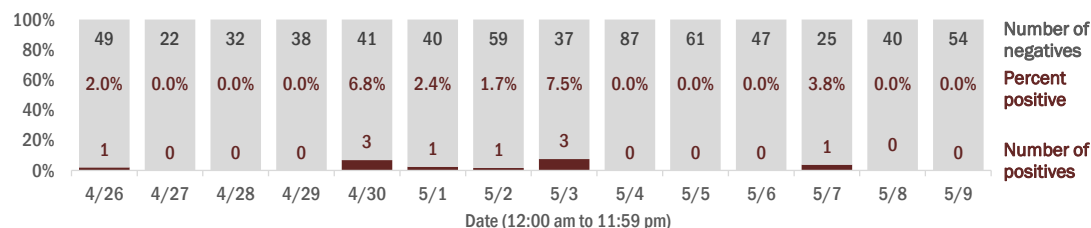
**Hospitalization** counts include anyone who was hospitalized at some point during their illness. It does not reflect the number of people currently hospitalized.

**Other race** includes any person with a race of American Indian/Alaskan native, Asian, native Hawaiian/Pacific Islander, or other.

## Laboratory testing for Florida residents and non-Florida residents over the past 2 weeks

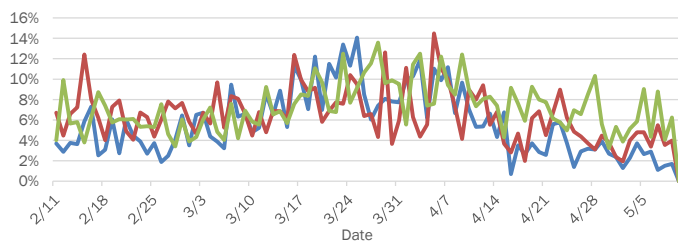
### Number and percent of positive labs

These counts include the number of people for whom the department received laboratory results by day. This percent is the number of people who test positive for the first time divided by all the people tested that day, excluding people who have previously tested positive.

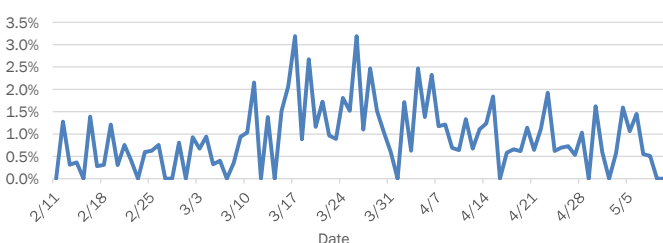


## Emergency department (ED) chief complaint and admission data for Hernando County

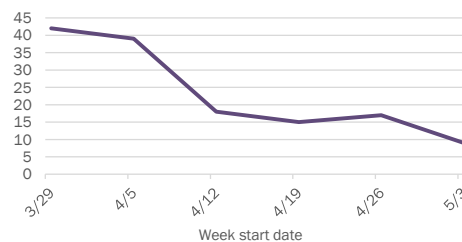
### Daily percent of ED visits mentioning cough, fever, or shortness of breath



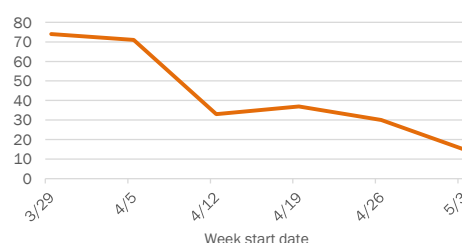
### Daily percent of ED visits resulting in cough-associated admissions



### Weekly count of ED visits for influenza-like illness



### Weekly count of ED visits for COVID-like illness



The Electronic Surveillance System for the Early Notification of Community-Based Epidemics (ESSENCE-FL) includes chief complaint data from 213 of 214 Florida EDs. Data are transmitted electronically to ESSENCE-FL daily or hourly.

# Coronavirus: summary for Highlands County

Data for May 10, 2020 (verified at 10 AM)

Data in this report are provisional and subject to change.

## Confirmed cases

**Total cases** 98

Florida residents 97

Non-Florida residents 1

## Gender for Florida residents

Men 48

Women 49

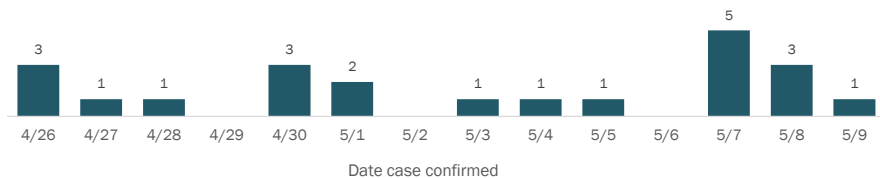
Unknown 0

## Age for Florida residents

Range 0 - 85

Median age 55

## Cases confirmed in Florida residents per day



Race, ethnicity	Cases	Hospitalizations	Deaths
White	53	14	2
Hispanic	16	3	0
Non-Hispanic	32	9	2
Unknown ethnicity	5	2	0
Black	24	10	4
Hispanic	1	0	0
Non-Hispanic	21	9	3
Unknown ethnicity	2	1	1
Other	18	7	2
Hispanic	13	5	1
Non-Hispanic	5	2	1
Unknown ethnicity	0	0	0
Unknown race	2	0	0
Hispanic	1	0	0
Non-Hispanic	0	0	0
Unknown ethnicity	1	0	0
<b>Total</b>	<b>97</b>	<b>31</b>	<b>8</b>

## Outcomes for Florida residents

### Highlands

Hospitalizations 31 (32% of all cases)  
Deaths 8 (8% of all cases)

### Statewide

Hospitalizations 7,171 (18% of all cases)  
Deaths 1,721 (4% of all cases)

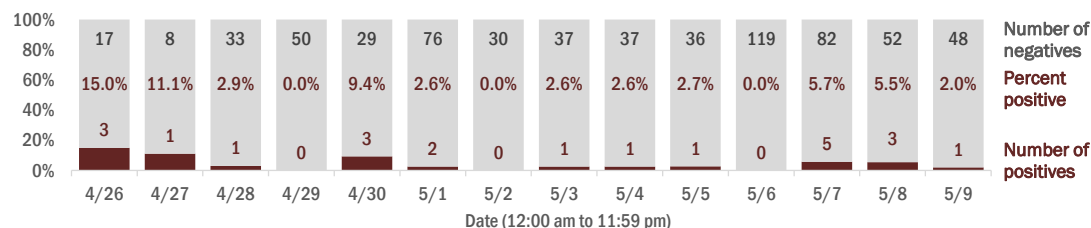
**Hospitalization** counts include anyone who was hospitalized at some point during their illness. It does not reflect the number of people currently hospitalized.

**Other race** includes any person with a race of American Indian/Alaskan native, Asian, native Hawaiian/Pacific Islander, or other.

## Laboratory testing for Florida residents and non-Florida residents over the past 2 weeks

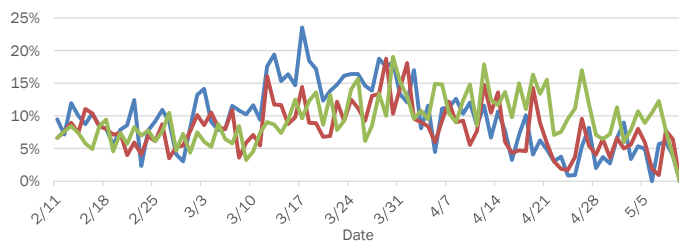
### Number and percent of positive labs

These counts include the number of people for whom the department received laboratory results by day. This percent is the number of people who test positive for the first time divided by all the people tested that day, excluding people who have previously tested positive.

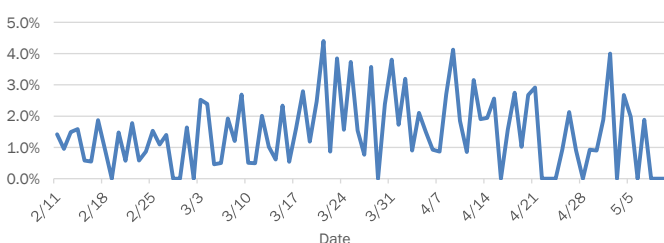


## Emergency department (ED) chief complaint and admission data for Highlands County

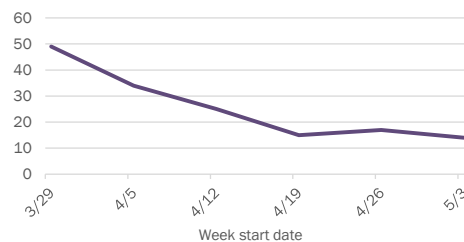
### Daily percent of ED visits mentioning cough, fever, or shortness of breath



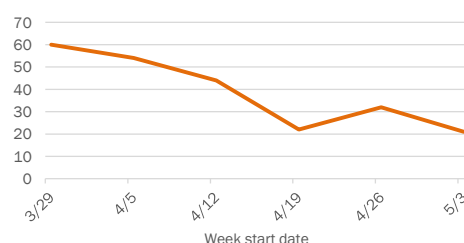
### Daily percent of ED visits resulting in cough-associated admissions



### Weekly count of ED visits for influenza-like illness



### Weekly count of ED visits for COVID-like illness



The Electronic Surveillance System for the Early Notification of Community-Based Epidemics (ESSENCE-FL) includes chief complaint data from 213 of 214 Florida EDs. Data are transmitted electronically to ESSENCE-FL daily or hourly.

# Coronavirus: summary for Hillsborough County

Data for May 10, 2020 (verified at 10 AM)

Data in this report are provisional and subject to change.

## Confirmed cases

<b>Total cases</b>	<b>1,432</b>
Florida residents	1,380
Non-Florida residents	52

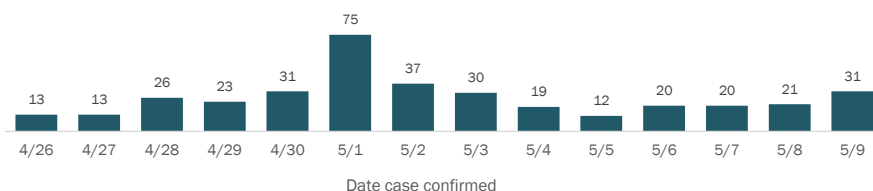
## Gender for Florida residents

Men	654
Women	725
Unknown	1

## Age for Florida residents

Range	0 - 104
Median age	48

## Cases confirmed in Florida residents per day



Race, ethnicity	Cases	Hospitalizations	Deaths
White	687	147	22
Hispanic	212	41	1
Non-Hispanic	442	99	19
Unknown ethnicity	33	7	2
Black	262	75	7
Hispanic	8	2	0
Non-Hispanic	245	70	7
Unknown ethnicity	9	3	0
Other	266	51	5
Hispanic	135	27	3
Non-Hispanic	100	18	2
Unknown ethnicity	31	6	0
Unknown race	165	10	3
Hispanic	10	0	0
Non-Hispanic	6	0	0
Unknown ethnicity	149	10	3
<b>Total</b>	<b>1,380</b>	<b>283</b>	<b>37</b>

## Outcomes for Florida residents

<b>Hillsborough</b>		
Hospitalizations	283	(21% of all cases)
Deaths	37	(3% of all cases)

## Statewide

Hospitalizations	7,171	(18% of all cases)
Deaths	1,721	(4% of all cases)

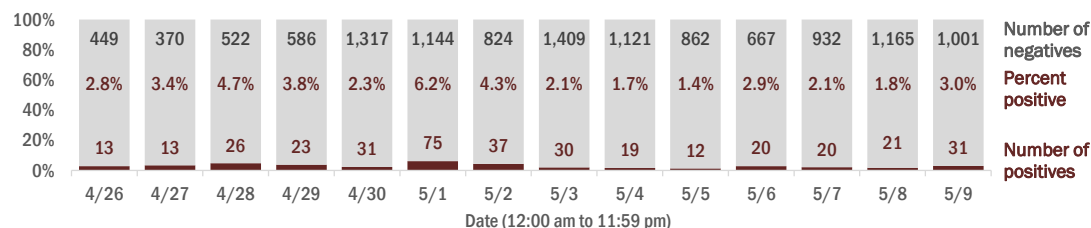
**Hospitalization** counts include anyone who was hospitalized at some point during their illness. It does not reflect the number of people currently hospitalized.

**Other race** includes any person with a race of American Indian/Alaskan native, Asian, native Hawaiian/Pacific Islander, or other.

## Laboratory testing for Florida residents and non-Florida residents over the past 2 weeks

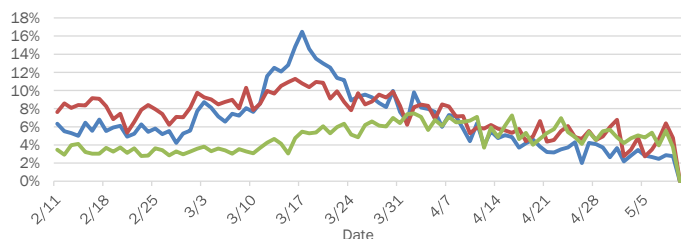
### Number and percent of positive labs

These counts include the number of people for whom the department received laboratory results by day. This percent is the number of people who test positive for the first time divided by all the people tested that day, excluding people who have previously tested positive.

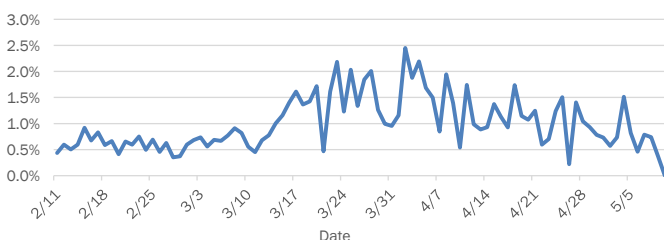


## Emergency department (ED) chief complaint and admission data for Hillsborough County

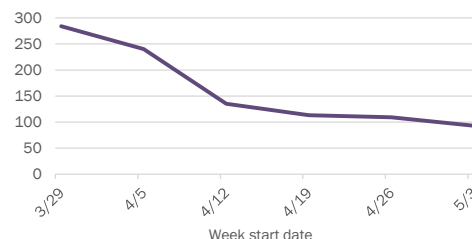
### Daily percent of ED visits mentioning cough, fever, or shortness of breath



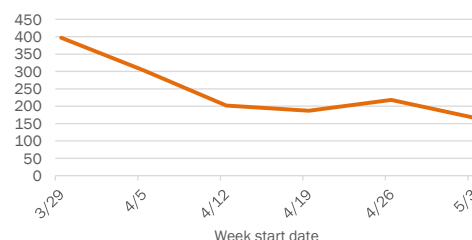
### Daily percent of ED visits resulting in cough-associated admissions



### Weekly count of ED visits for influenza-like illness



### Weekly count of ED visits for COVID-like illness



The Electronic Surveillance System for the Early Notification of Community-Based Epidemics (ESSENCE-FL) includes chief complaint data from 213 of 214 Florida EDs. Data are transmitted electronically to ESSENCE-FL daily or hourly.



# Coronavirus: summary for Holmes County

Data for May 10, 2020 (verified at 10 AM)

Data in this report are provisional and subject to change.

## Confirmed cases

**Total cases** 10

Florida residents 10

Non-Florida residents 0

## Gender for Florida residents

Men 6

Women 4

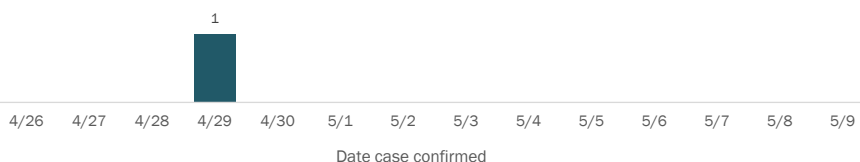
Unknown 0

## Age for Florida residents

Range 1 - 73

Median age 42

## Cases confirmed in Florida residents per day



Race, ethnicity	Cases	Hospitalizations	Deaths
White	7	0	0
Hispanic	0	0	0
Non-Hispanic	7	0	0
Unknown ethnicity	0	0	0
Black	1	0	0
Hispanic	0	0	0
Non-Hispanic	1	0	0
Unknown ethnicity	0	0	0
Other	1	0	0
Hispanic	0	0	0
Non-Hispanic	1	0	0
Unknown ethnicity	0	0	0
Unknown race	1	0	0
Hispanic	0	0	0
Non-Hispanic	0	0	0
Unknown ethnicity	1	0	0
<b>Total</b>	<b>10</b>	<b>0</b>	<b>0</b>

## Outcomes for Florida residents

### Holmes

Hospitalizations 0 (0% of all cases)

Deaths 0 (0% of all cases)

### Statewide

Hospitalizations 7,171 (18% of all cases)

Deaths 1,721 (4% of all cases)


**Hospitalization** counts include anyone who was hospitalized at some point during their illness. It does not reflect the number of people currently hospitalized.

**Other race** includes any person with a race of American Indian/Alaskan native, Asian, native Hawaiian/Pacific Islander, or other.

## Laboratory testing for Florida residents and non-Florida residents over the past 2 weeks

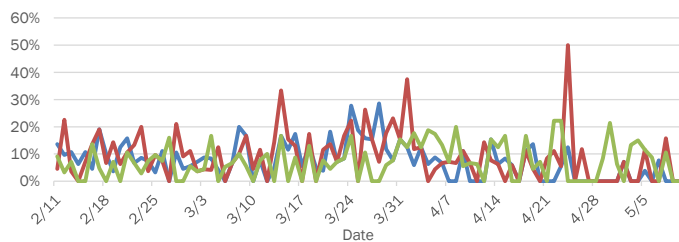
### Number and percent of positive labs

These counts include the number of people for whom the department received laboratory results by day. This percent is the number of people who test positive for the first time divided by all the people tested that day, excluding people who have previously tested positive.

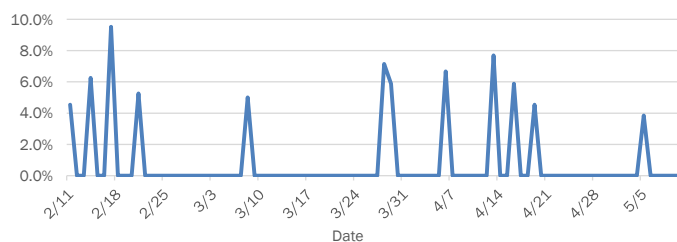


## Emergency department (ED) chief complaint and admission data for Holmes County

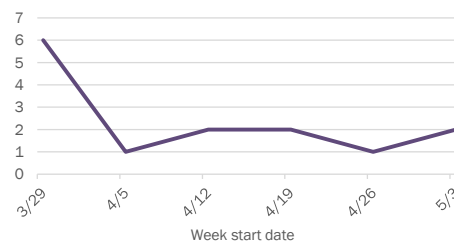
### Daily percent of ED visits mentioning cough, fever, or shortness of breath



### Daily percent of ED visits resulting in cough-associated admissions



### Weekly count of ED visits for influenza-like illness



### Weekly count of ED visits for COVID-like illness



The Electronic Surveillance System for the Early Notification of Community-Based Epidemics (ESSENCE-FL) includes chief complaint data from 213 of 214 Florida EDs. Data are transmitted electronically to ESSENCE-FL daily or hourly.

# Coronavirus: summary for Indian River County

Data for May 10, 2020 (verified at 10 AM)

Data in this report are provisional and subject to change.

## Confirmed cases

**Total cases** 100

Florida residents 89

Non-Florida residents 11

## Gender for Florida residents

Men 49

Women 40

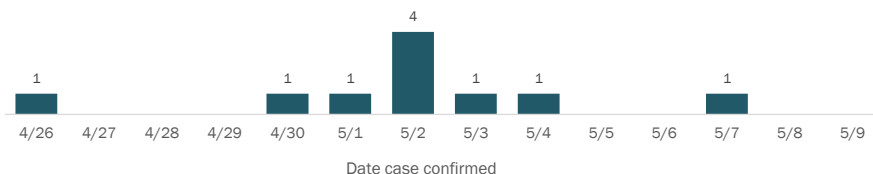
Unknown 0

## Age for Florida residents

Range 8 - 94

Median age 62

## Cases confirmed in Florida residents per day



Race, ethnicity	Cases	Hospitalizations	Deaths
White	62	15	6
Hispanic	4	0	0
Non-Hispanic	53	14	6
Unknown ethnicity	5	1	0
Black	6	3	2
Hispanic	0	0	0
Non-Hispanic	6	3	2
Unknown ethnicity	0	0	0
Other	15	7	0
Hispanic	2	1	0
Non-Hispanic	8	4	0
Unknown ethnicity	5	2	0
Unknown race	6	0	0
Hispanic	0	0	0
Non-Hispanic	0	0	0
Unknown ethnicity	6	0	0
<b>Total</b>	<b>89</b>	<b>25</b>	<b>8</b>

## Outcomes for Florida residents

### Indian River

Hospitalizations 25 (28% of all cases)  
Deaths 8 (9% of all cases)

### Statewide

Hospitalizations 7,171 (18% of all cases)  
Deaths 1,721 (4% of all cases)

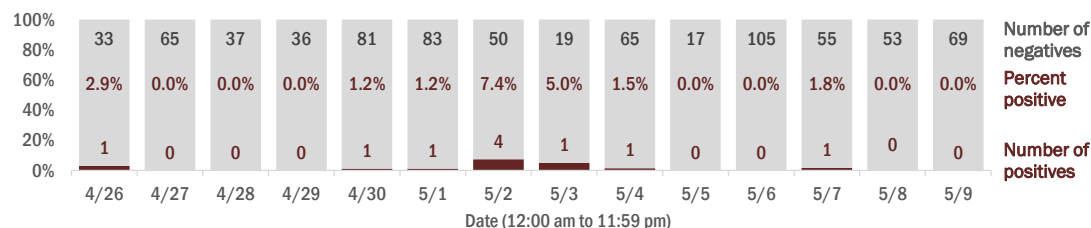
**Hospitalization** counts include anyone who was hospitalized at some point during their illness. It does not reflect the number of people currently hospitalized.

**Other race** includes any person with a race of American Indian/Alaskan native, Asian, native Hawaiian/Pacific Islander, or other.

## Laboratory testing for Florida residents and non-Florida residents over the past 2 weeks

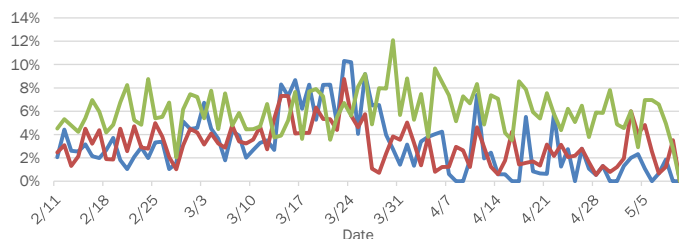
### Number and percent of positive labs

These counts include the number of people for whom the department received laboratory results by day. This percent is the number of people who test positive for the first time divided by all the people tested that day, excluding people who have previously tested positive.

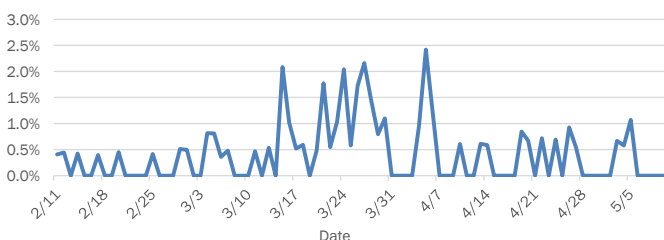


## Emergency department (ED) chief complaint and admission data for Indian River County

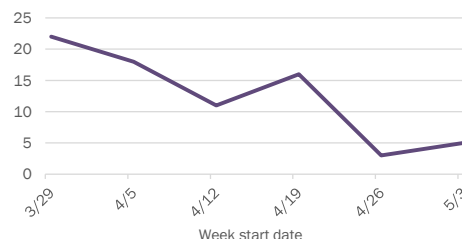
### Daily percent of ED visits mentioning cough, fever, or shortness of breath



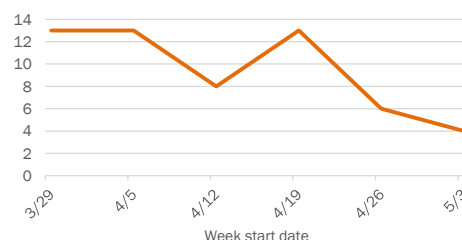
### Daily percent of ED visits resulting in cough-associated admissions



### Weekly count of ED visits for influenza-like illness



### Weekly count of ED visits for COVID-like illness



The Electronic Surveillance System for the Early Notification of Community-Based Epidemics (ESSENCE-FL) includes chief complaint data from 213 of 214 Florida EDs. Data are transmitted electronically to ESSENCE-FL daily or hourly.

# Coronavirus: summary for Jackson County

Data for May 10, 2020 (verified at 10 AM)

Data in this report are provisional and subject to change.

## Confirmed cases

**Total cases** 91

Florida residents 89

Non-Florida residents 2

## Gender for Florida residents

Men 75

Women 14

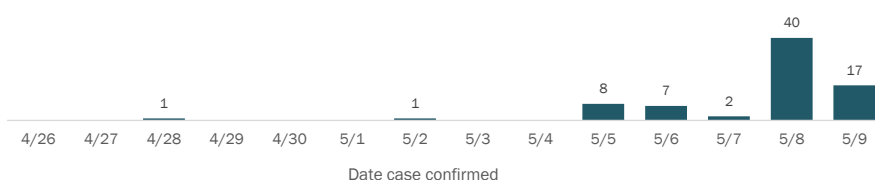
Unknown 0

## Age for Florida residents

Range 4 - 82

Median age 40

## Cases confirmed in Florida residents per day



Race, ethnicity	Cases	Hospitalizations	Deaths
White	51	0	0
Hispanic	6	0	0
Non-Hispanic	20	0	0
Unknown ethnicity	25	0	0
Black	31	1	0
Hispanic	0	0	0
Non-Hispanic	27	1	0
Unknown ethnicity	4	0	0
Other	4	0	0
Hispanic	2	0	0
Non-Hispanic	0	0	0
Unknown ethnicity	2	0	0
Unknown race	3	0	0
Hispanic	0	0	0
Non-Hispanic	0	0	0
Unknown ethnicity	3	0	0
<b>Total</b>	<b>89</b>	<b>1</b>	<b>0</b>

## Outcomes for Florida residents

### Jackson

Hospitalizations 1 (1% of all cases)

Deaths 0 (0% of all cases)

### Statewide

Hospitalizations 7,171 (18% of all cases)

Deaths 1,721 (4% of all cases)

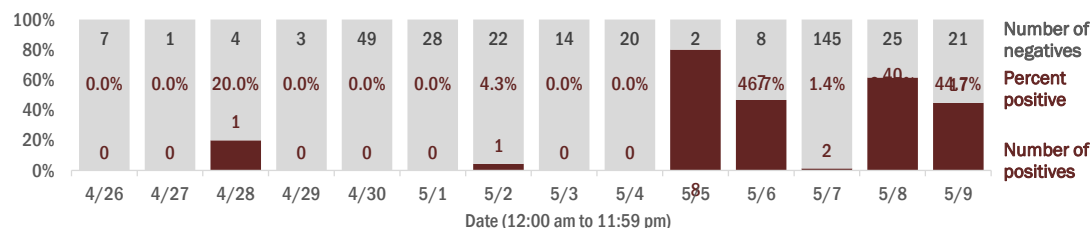
**Hospitalization** counts include anyone who was hospitalized at some point during their illness. It does not reflect the number of people currently hospitalized.

**Other race** includes any person with a race of American Indian/Alaskan native, Asian, native Hawaiian/Pacific Islander, or other.

## Laboratory testing for Florida residents and non-Florida residents over the past 2 weeks

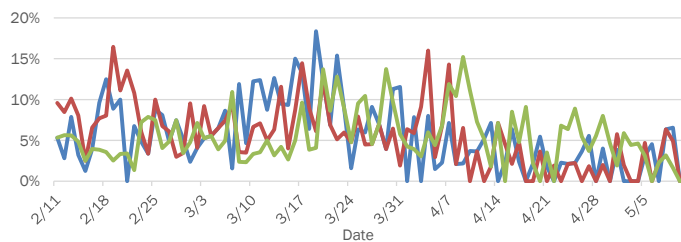
### Number and percent of positive labs

These counts include the number of people for whom the department received laboratory results by day. This percent is the number of people who test positive for the first time divided by all the people tested that day, excluding people who have previously tested positive.

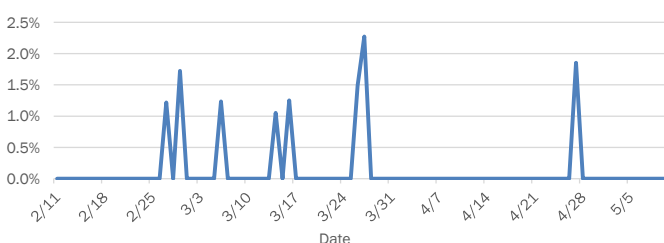


## Emergency department (ED) chief complaint and admission data for Jackson County

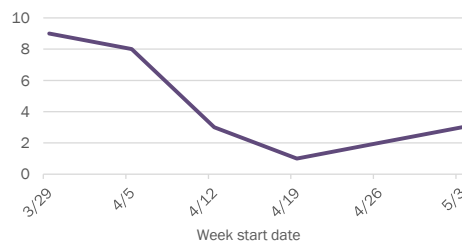
### Daily percent of ED visits mentioning cough, fever, or shortness of breath



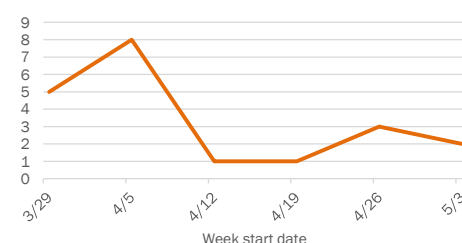
### Daily percent of ED visits resulting in cough-associated admissions



### Weekly count of ED visits for influenza-like illness



### Weekly count of ED visits for COVID-like illness



The Electronic Surveillance System for the Early Notification of Community-Based Epidemics (ESSENCE-FL) includes chief complaint data from 213 of 214 Florida EDs. Data are transmitted electronically to ESSENCE-FL daily or hourly.

# Coronavirus: summary for Jefferson County

Data for May 10, 2020 (verified at 10 AM)

Data in this report are provisional and subject to change.

## Confirmed cases

**Total cases** 28

Florida residents 26

Non-Florida residents 2

## Gender for Florida residents

Men 13

Women 13

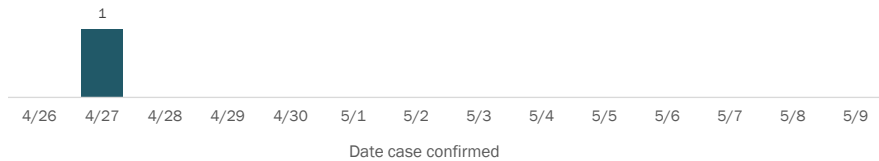
Unknown 0

## Age for Florida residents

Range 29 - 95

Median age 67

## Cases confirmed in Florida residents per day



Race, ethnicity	Cases	Hospitalizations	Deaths
White	11	4	2
Hispanic	0	0	0
Non-Hispanic	9	4	1
Unknown ethnicity	2	0	1
Black	11	3	0
Hispanic	0	0	0
Non-Hispanic	11	3	0
Unknown ethnicity	0	0	0
Other	4	0	0
Hispanic	3	0	0
Non-Hispanic	1	0	0
Unknown ethnicity	0	0	0
Unknown race	0	0	0
Hispanic	0	0	0
Non-Hispanic	0	0	0
Unknown ethnicity	0	0	0
<b>Total</b>	<b>26</b>	<b>7</b>	<b>2</b>

## Outcomes for Florida residents

### Jefferson

Hospitalizations 7 (27% of all cases)

Deaths 2 (8% of all cases)

### Statewide

Hospitalizations 7,171 (18% of all cases)

Deaths 1,721 (4% of all cases)

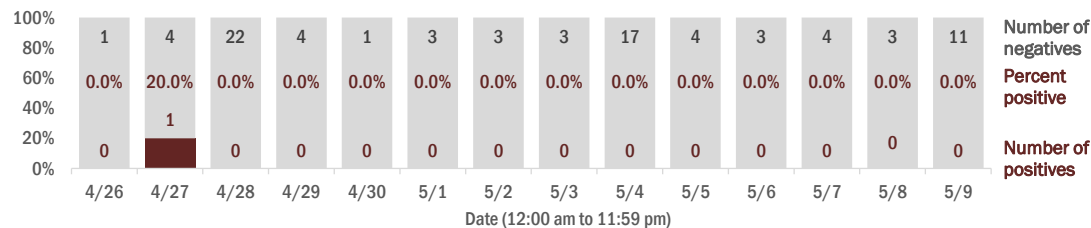
**Hospitalization** counts include anyone who was hospitalized at some point during their illness. It does not reflect the number of people currently hospitalized.

**Other race** includes any person with a race of American Indian/Alaskan native, Asian, native Hawaiian/Pacific Islander, or other.

## Laboratory testing for Florida residents and non-Florida residents over the past 2 weeks

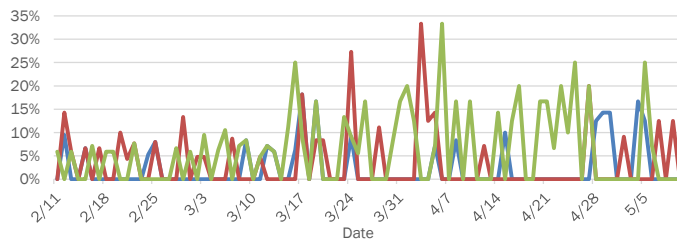
### Number and percent of positive labs

These counts include the number of people for whom the department received laboratory results by day. This percent is the number of people who test positive for the first time divided by all the people tested that day, excluding people who have previously tested positive.

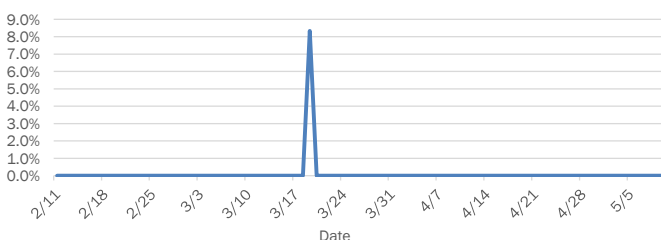


## Emergency department (ED) chief complaint and admission data for Jefferson County

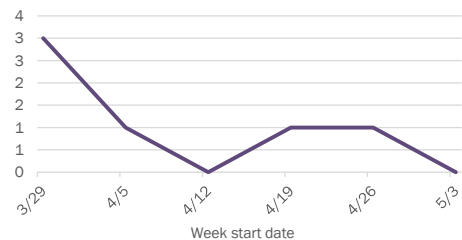
### Daily percent of ED visits mentioning cough, fever, or shortness of breath



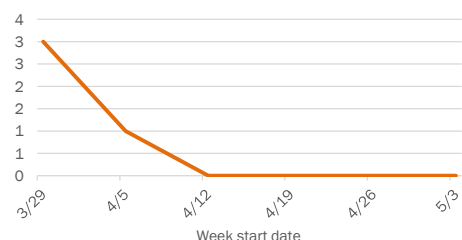
### Daily percent of ED visits resulting in cough-associated admissions



### Weekly count of ED visits for influenza-like illness



### Weekly count of ED visits for COVID-like illness



The Electronic Surveillance System for the Early Notification of Community-Based Epidemics (ESSENCE-FL) includes chief complaint data from 213 of 214 Florida EDs. Data are transmitted electronically to ESSENCE-FL daily or hourly.

# Coronavirus: summary for Lafayette County

Data for May 10, 2020 (verified at 10 AM)

Data in this report are provisional and subject to change.

## Confirmed cases

**Total cases** 3

Florida residents 3

Non-Florida residents 0

## Gender for Florida residents

Men 1

Women 2

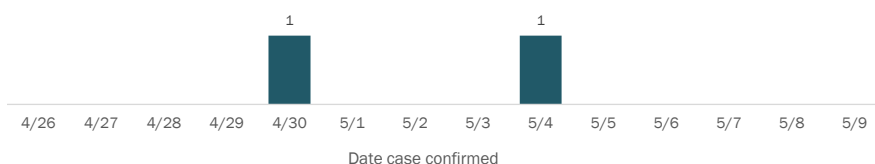
Unknown 0

## Age for Florida residents

Range 27 - 98

Median age 47

## Cases confirmed in Florida residents per day



Race, ethnicity	Cases	Hospitalizations	Deaths
White	3	0	0
Hispanic	1	0	0
Non-Hispanic	2	0	0
Unknown ethnicity	0	0	0
Black	0	0	0
Hispanic	0	0	0
Non-Hispanic	0	0	0
Unknown ethnicity	0	0	0
Other	0	0	0
Hispanic	0	0	0
Non-Hispanic	0	0	0
Unknown ethnicity	0	0	0
Unknown race	0	0	0
Hispanic	0	0	0
Non-Hispanic	0	0	0
Unknown ethnicity	0	0	0
<b>Total</b>	<b>3</b>	<b>0</b>	<b>0</b>

## Outcomes for Florida residents

### Lafayette

Hospitalizations 0 (0% of all cases)  
Deaths 0 (0% of all cases)

### Statewide

Hospitalizations 7,171 (18% of all cases)  
Deaths 1,721 (4% of all cases)


**Hospitalization** counts include anyone who was hospitalized at some point during their illness. It does not reflect the number of people currently hospitalized.

**Other race** includes any person with a race of American Indian/Alaskan native, Asian, native Hawaiian/Pacific Islander, or other.

## Laboratory testing for Florida residents and non-Florida residents over the past 2 weeks

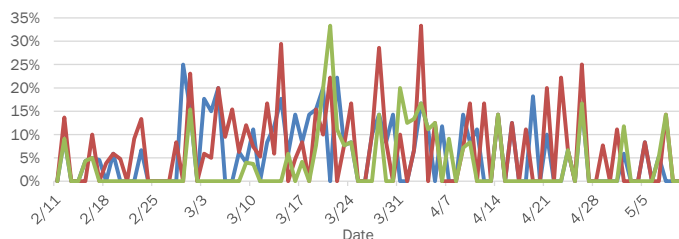
### Number and percent of positive labs

These counts include the number of people for whom the department received laboratory results by day. This percent is the number of people who test positive for the first time divided by all the people tested that day, excluding people who have previously tested positive.

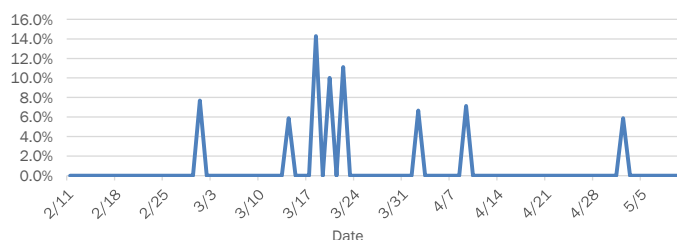


## Emergency department (ED) chief complaint and admission data for Lafayette County

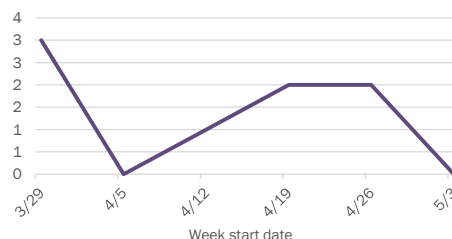
### Daily percent of ED visits mentioning cough, fever, or shortness of breath



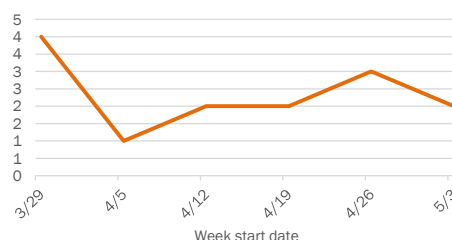
### Daily percent of ED visits resulting in cough-associated admissions



### Weekly count of ED visits for influenza-like illness



### Weekly count of ED visits for COVID-like illness



The Electronic Surveillance System for the Early Notification of Community-Based Epidemics (ESSENCE-FL) includes chief complaint data from 213 of 214 Florida EDs. Data are transmitted electronically to ESSENCE-FL daily or hourly.

# Coronavirus: summary for Lake County

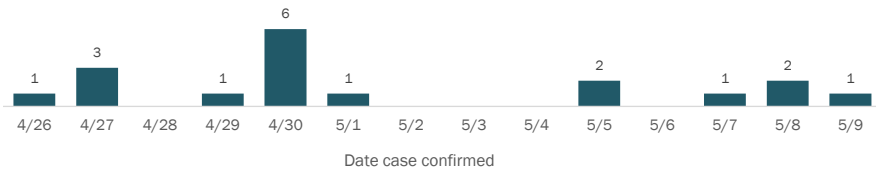
Data for May 10, 2020 (verified at 10 AM)

Data in this report are provisional and subject to change.

## Confirmed cases

<b>Total cases</b>	<b>242</b>
Florida residents	230
Non-Florida residents	12
<b>Gender for Florida residents</b>	
Men	113
Women	117
Unknown	0
<b>Age for Florida residents</b>	
Range	1 - 86
Median age	52

## Cases confirmed in Florida residents per day



Race, ethnicity	Cases	Hospitalizations	Deaths
White	116	32	9
Hispanic	17	3	2
Non-Hispanic	96	28	7
Unknown ethnicity	3	1	0
Black	34	6	0
Hispanic	1	0	0
Non-Hispanic	32	6	0
Unknown ethnicity	1	0	0
Other	71	21	5
Hispanic	49	12	3
Non-Hispanic	20	8	2
Unknown ethnicity	2	1	0
Unknown race	9	2	0
Hispanic	0	0	0
Non-Hispanic	0	0	0
Unknown ethnicity	9	2	0
<b>Total</b>	<b>230</b>	<b>61</b>	<b>14</b>

## Outcomes for Florida residents

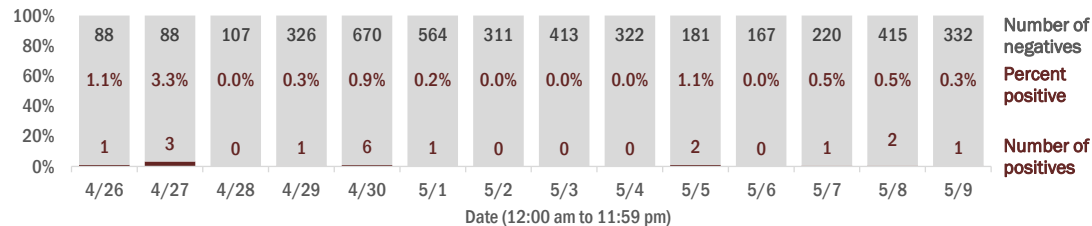
<b>Lake</b>		
Hospitalizations	61	(27% of all cases)
Deaths	14	(6% of all cases)
<b>Statewide</b>		
Hospitalizations	7,171	(18% of all cases)
Deaths	1,721	(4% of all cases)

**Hospitalization** counts include anyone who was hospitalized at some point during their illness. It does not reflect the number of people currently hospitalized.  
**Other race** includes any person with a race of American Indian/Alaskan native, Asian, native Hawaiian/Pacific Islander, or other.

## Laboratory testing for Florida residents and non-Florida residents over the past 2 weeks

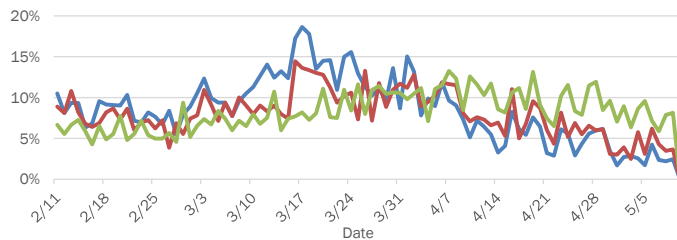
### Number and percent of positive labs

These counts include the number of people for whom the department received laboratory results by day. This percent is the number of people who test positive for the first time divided by all the people tested that day, excluding people who have previously tested positive.

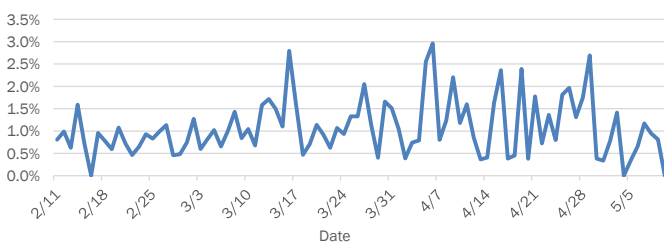


## Emergency department (ED) chief complaint and admission data for Lake County

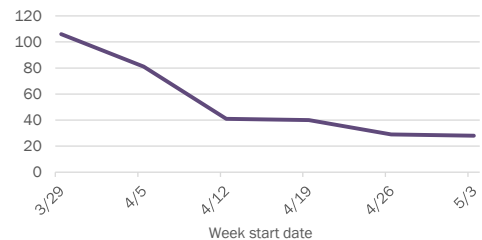
### Daily percent of ED visits mentioning cough, fever, or shortness of breath



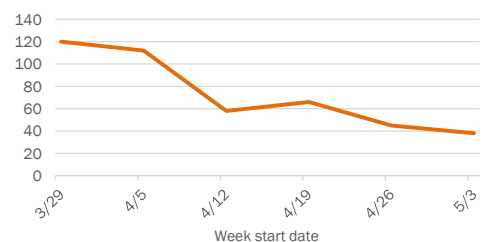
### Daily percent of ED visits resulting in cough-associated admissions



### Weekly count of ED visits for influenza-like illness



### Weekly count of ED visits for COVID-like illness



The Electronic Surveillance System for the Early Notification of Community-Based Epidemics (ESSENCE-FL) includes chief complaint data from 213 of 214 Florida EDs. Data are transmitted electronically to ESSENCE-FL daily or hourly.

# Coronavirus: summary for Lee County

Data for May 10, 2020 (verified at 10 AM)

Data in this report are provisional and subject to change.

## Confirmed cases

**Total cases** 1,268

Florida residents 1,223

Non-Florida residents 45

## Gender for Florida residents

Men 579

Women 644

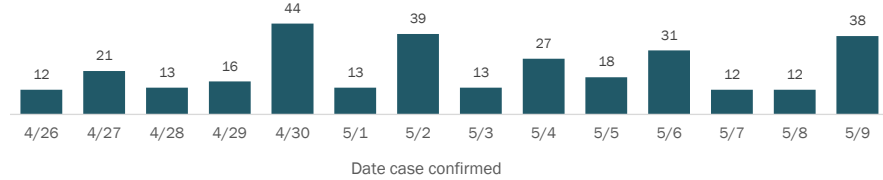
Unknown 0

## Age for Florida residents

Range 0 - 101

Median age 54

## Cases confirmed in Florida residents per day



Race, ethnicity	Cases	Hospitalizations	Deaths
White	770	226	52
Hispanic	250	53	3
Non-Hispanic	502	171	48
Unknown ethnicity	18	2	1
Black	200	53	5
Hispanic	4	1	0
Non-Hispanic	194	51	5
Unknown ethnicity	2	1	0
Other	33	7	0
Hispanic	11	2	0
Non-Hispanic	22	5	0
Unknown ethnicity	0	0	0
Unknown race	220	21	8
Hispanic	6	1	0
Non-Hispanic	4	1	1
Unknown ethnicity	210	19	7
<b>Total</b>	<b>1,223</b>	<b>307</b>	<b>65</b>

## Outcomes for Florida residents

<b>Lee</b>		
Hospitalizations	307	(25% of all cases)
Deaths	65	(5% of all cases)

## Statewide

Hospitalizations	7,171	(18% of all cases)
Deaths	1,721	(4% of all cases)

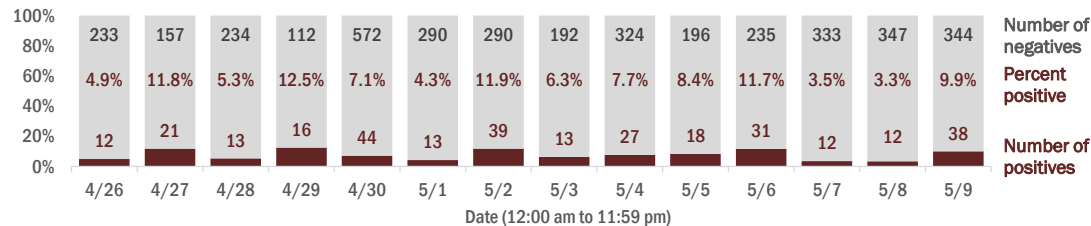
**Hospitalization** counts include anyone who was hospitalized at some point during their illness. It does not reflect the number of people currently hospitalized.

**Other race** includes any person with a race of American Indian/Alaskan native, Asian, native Hawaiian/Pacific Islander, or other.

## Laboratory testing for Florida residents and non-Florida residents over the past 2 weeks

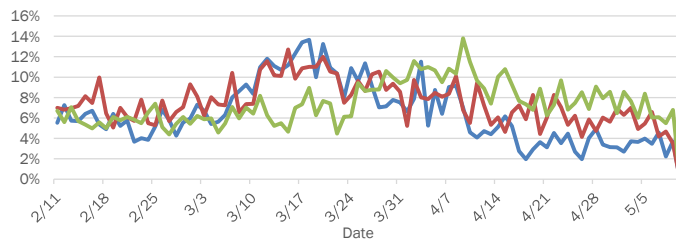
### Number and percent of positive labs

These counts include the number of people for whom the department received laboratory results by day. This percent is the number of people who test positive for the first time divided by all the people tested that day, excluding people who have previously tested positive.

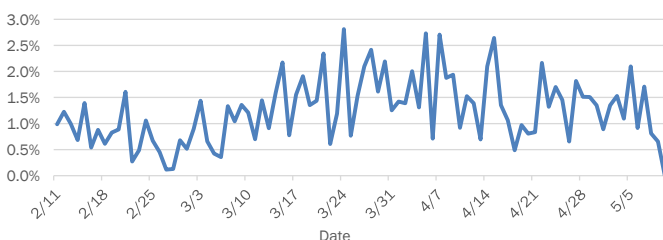


## Emergency department (ED) chief complaint and admission data for Lee County

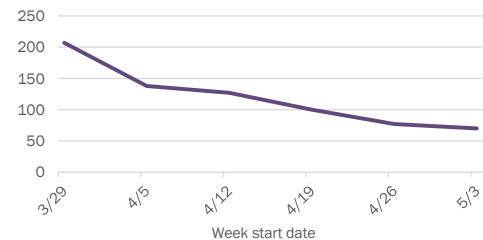
### Daily percent of ED visits mentioning cough, fever, or shortness of breath



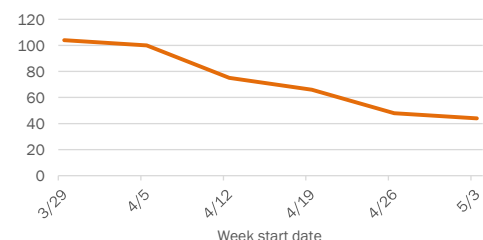
### Daily percent of ED visits resulting in cough-associated admissions



### Weekly count of ED visits for influenza-like illness



### Weekly count of ED visits for COVID-like illness



The Electronic Surveillance System for the Early Notification of Community-Based Epidemics (ESSENCE-FL) includes chief complaint data from 213 of 214 Florida EDs. Data are transmitted electronically to ESSENCE-FL daily or hourly.



# Coronavirus: summary for Leon County

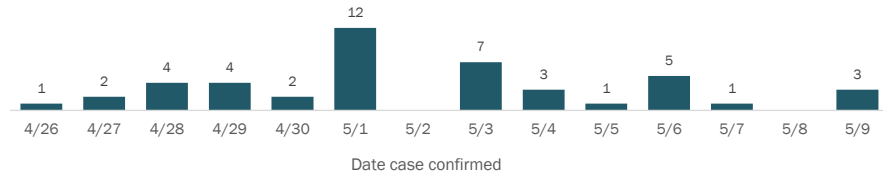
Data for May 10, 2020 (verified at 10 AM)

Data in this report are provisional and subject to change.

## Confirmed cases

<b>Total cases</b>	<b>254</b>
Florida residents	240
Non-Florida residents	14
<b>Gender for Florida residents</b>	
Men	110
Women	130
Unknown	0
<b>Age for Florida residents</b>	
Range	2 - 86
Median age	44

## Cases confirmed in Florida residents per day



Race, ethnicity	Cases	Hospitalizations	Deaths
White	97	16	3
Hispanic	10	1	0
Non-Hispanic	86	15	3
Unknown ethnicity	1	0	0
Black	117	14	3
Hispanic	3	0	0
Non-Hispanic	112	14	3
Unknown ethnicity	2	0	0
Other	7	1	0
Hispanic	2	1	0
Non-Hispanic	4	0	0
Unknown ethnicity	1	0	0
Unknown race	19	2	0
Hispanic	0	0	0
Non-Hispanic	1	0	0
Unknown ethnicity	18	2	0
<b>Total</b>	<b>240</b>	<b>33</b>	<b>6</b>

## Outcomes for Florida residents

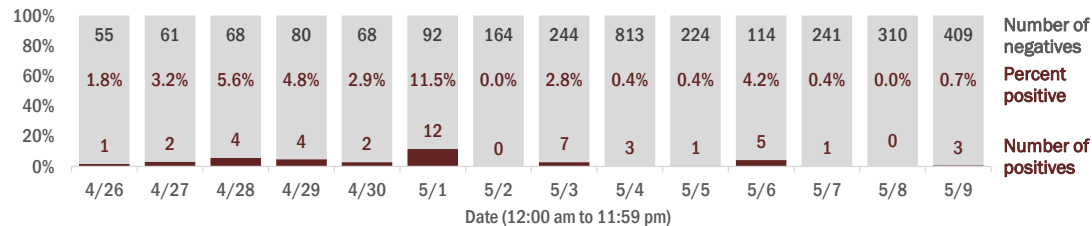
<b>Leon</b>		
Hospitalizations	33	(14% of all cases)
Deaths	6	(3% of all cases)
<b>Statewide</b>		
Hospitalizations	7,171	(18% of all cases)
Deaths	1,721	(4% of all cases)

**Hospitalization** counts include anyone who was hospitalized at some point during their illness. It does not reflect the number of people currently hospitalized.  
**Other race** includes any person with a race of American Indian/Alaskan native, Asian, native Hawaiian/Pacific Islander, or other.

## Laboratory testing for Florida residents and non-Florida residents over the past 2 weeks

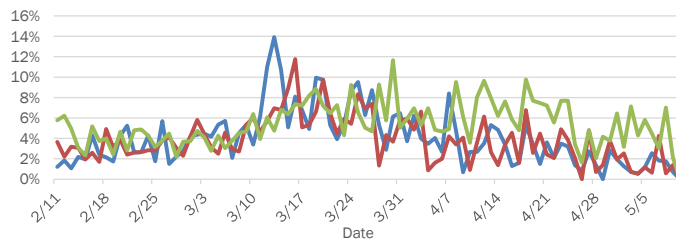
### Number and percent of positive labs

These counts include the number of people for whom the department received laboratory results by day. This percent is the number of people who test positive for the first time divided by all the people tested that day, excluding people who have previously tested positive.

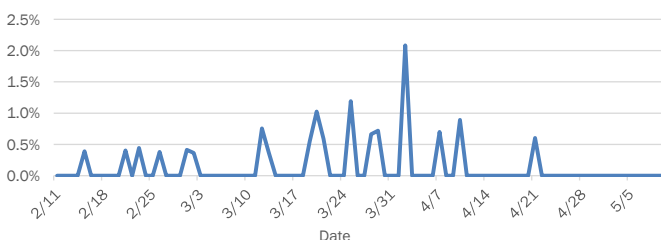


## Emergency department (ED) chief complaint and admission data for Leon County

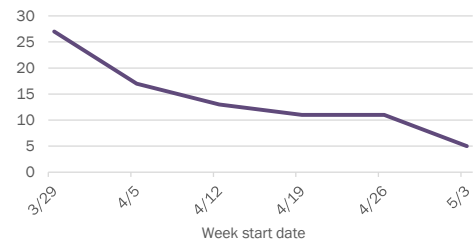
### Daily percent of ED visits mentioning cough, fever, or shortness of breath



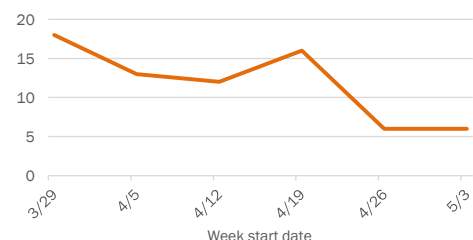
### Daily percent of ED visits resulting in cough-associated admissions



### Weekly count of ED visits for influenza-like illness



### Weekly count of ED visits for COVID-like illness



The Electronic Surveillance System for the Early Notification of Community-Based Epidemics (ESSENCE-FL) includes chief complaint data from 213 of 214 Florida EDs. Data are transmitted electronically to ESSENCE-FL daily or hourly.

# Coronavirus: summary for Levy County

Data for May 10, 2020 (verified at 10 AM)

Data in this report are provisional and subject to change.

## Confirmed cases

**Total cases** 20

Florida residents 20

Non-Florida residents 0

## Gender for Florida residents

Men 4

Women 16

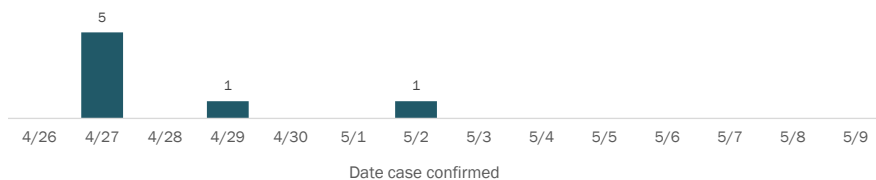
Unknown 0

## Age for Florida residents

Range 16 - 99

Median age 50

## Cases confirmed in Florida residents per day



## Race, ethnicity

	Cases	Hospitalizations	Deaths
White	14	1	0
Hispanic	2	0	0
Non-Hispanic	12	1	0
Unknown ethnicity	0	0	0
Black	3	0	0
Hispanic	0	0	0
Non-Hispanic	3	0	0
Unknown ethnicity	0	0	0
Other	1	1	0
Hispanic	1	1	0
Non-Hispanic	0	0	0
Unknown ethnicity	0	0	0
Unknown race	2	0	0
Hispanic	0	0	0
Non-Hispanic	0	0	0
Unknown ethnicity	2	0	0
<b>Total</b>	<b>20</b>	<b>2</b>	<b>0</b>

## Outcomes for Florida residents

### Levy

Hospitalizations	2	(10% of all cases)
Deaths	0	(0% of all cases)

### Statewide

Hospitalizations	7,171	(18% of all cases)
Deaths	1,721	(4% of all cases)

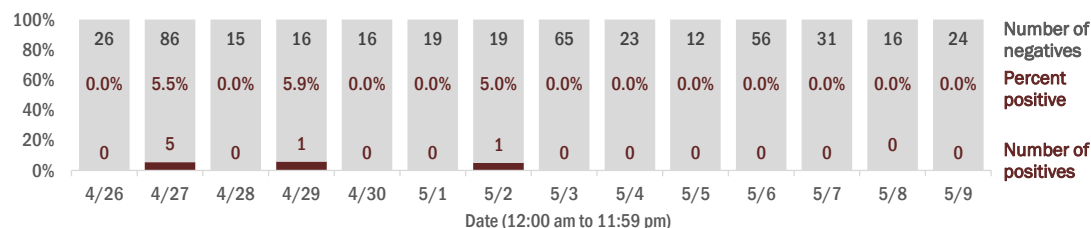
**Hospitalization** counts include anyone who was hospitalized at some point during their illness. It does not reflect the number of people currently hospitalized.

**Other race** includes any person with a race of American Indian/Alaskan native, Asian, native Hawaiian/Pacific Islander, or other.

## Laboratory testing for Florida residents and non-Florida residents over the past 2 weeks

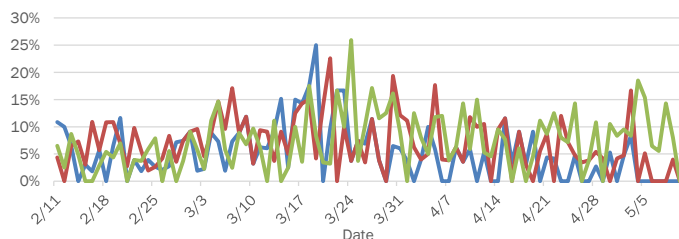
### Number and percent of positive labs

These counts include the number of people for whom the department received laboratory results by day. This percent is the number of people who test positive for the first time divided by all the people tested that day, excluding people who have previously tested positive.

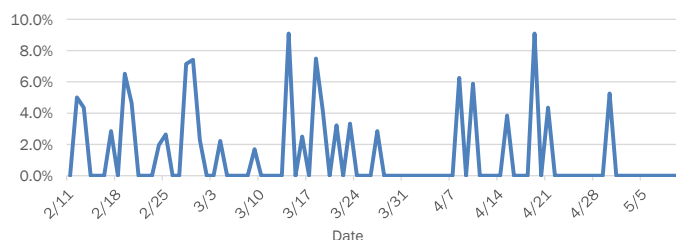


## Emergency department (ED) chief complaint and admission data for Levy County

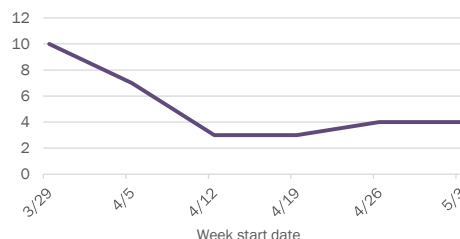
### Daily percent of ED visits mentioning cough, fever, or shortness of breath



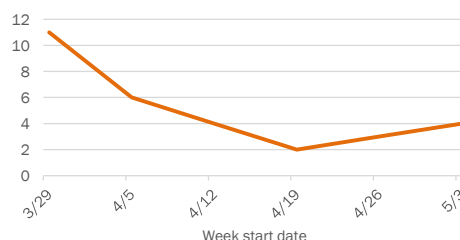
### Daily percent of ED visits resulting in cough-associated admissions



### Weekly count of ED visits for influenza-like illness



### Weekly count of ED visits for COVID-like illness



The Electronic Surveillance System for the Early Notification of Community-Based Epidemics (ESSENCE-FL) includes chief complaint data from 213 of 214 Florida EDs. Data are transmitted electronically to ESSENCE-FL daily or hourly.

# Coronavirus: summary for Liberty County

Data for May 10, 2020 (verified at 10 AM)

Data in this report are provisional and subject to change.

## Confirmed cases

**Total cases** 198

Florida residents 198

Non-Florida residents 0

## Gender for Florida residents

Men 194

Women 4

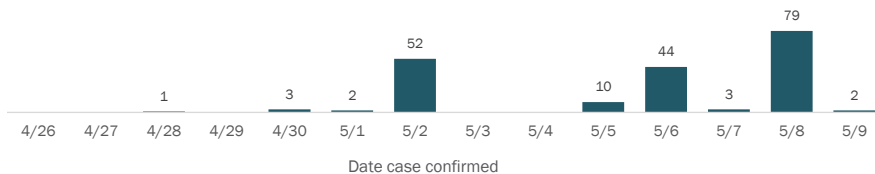
Unknown 0

## Age for Florida residents

Range 20 - 73

Median age 41

## Cases confirmed in Florida residents per day



Race, ethnicity	Cases	Hospitalizations	Deaths
White	96	48%	0
Hispanic	3	2%	0
Non-Hispanic	30	15%	0
Unknown ethnicity	63	32%	0
Black	78	39%	0
Hispanic	0	0%	0
Non-Hispanic	38	19%	0
Unknown ethnicity	40	20%	0
Other	4	2%	0
Hispanic	1	1%	0
Non-Hispanic	0	0%	0
Unknown ethnicity	3	2%	0
Unknown race	20	10%	0
Hispanic	0	0%	0
Non-Hispanic	0	0%	0
Unknown ethnicity	20	10%	0
<b>Total</b>	<b>198</b>	<b>0</b>	<b>0</b>

## Outcomes for Florida residents

### Liberty

Hospitalizations 0 (0% of all cases)

Deaths 0 (0% of all cases)

### Statewide

Hospitalizations 7,171 (18% of all cases)

Deaths 1,721 (4% of all cases)

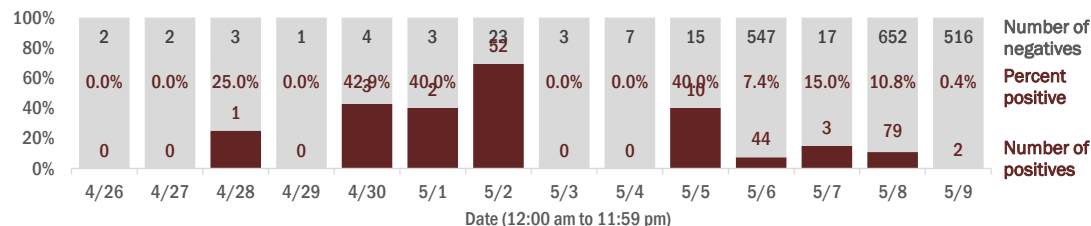
**Hospitalization** counts include anyone who was hospitalized at some point during their illness. It does not reflect the number of people currently hospitalized.

**Other race** includes any person with a race of American Indian/Alaskan native, Asian, native Hawaiian/Pacific Islander, or other.

## Laboratory testing for Florida residents and non-Florida residents over the past 2 weeks

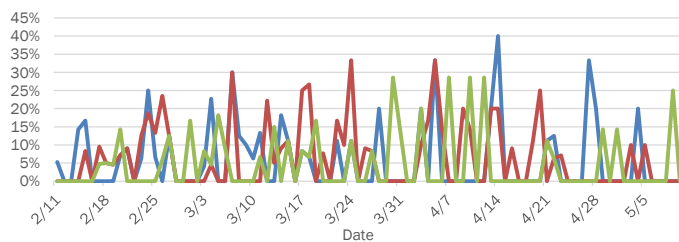
### Number and percent of positive labs

These counts include the number of people for whom the department received laboratory results by day. This percent is the number of people who test positive for the first time divided by all the people tested that day, excluding people who have previously tested positive.

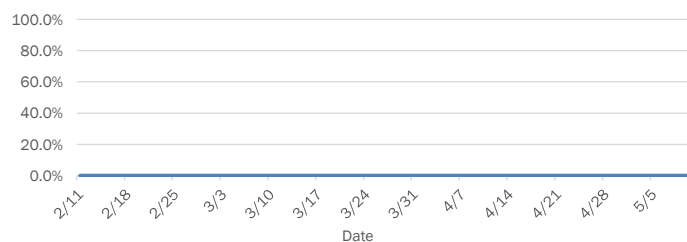


## Emergency department (ED) chief complaint and admission data for Liberty County

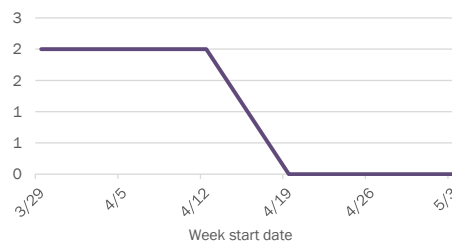
### Daily percent of ED visits mentioning cough, fever, or shortness of breath



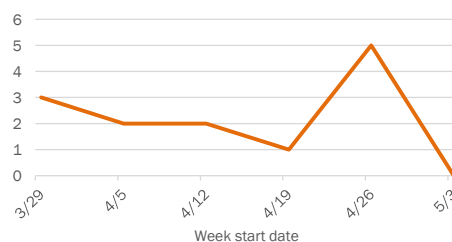
### Daily percent of ED visits resulting in cough-associated admissions



### Weekly count of ED visits for influenza-like illness



### Weekly count of ED visits for COVID-like illness



The Electronic Surveillance System for the Early Notification of Community-Based Epidemics (ESSENCE-FL) includes chief complaint data from 213 of 214 Florida EDs. Data are transmitted electronically to ESSENCE-FL daily or hourly.

# Coronavirus: summary for Madison County

Data for May 10, 2020 (verified at 10 AM)

Data in this report are provisional and subject to change.

## Confirmed cases

**Total cases** 61

Florida residents 57

Non-Florida residents 4

## Gender for Florida residents

Men 24

Women 33

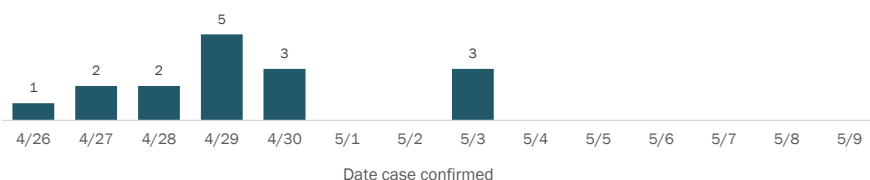
Unknown 0

## Age for Florida residents

Range 0 - 98

Median age 57

## Cases confirmed in Florida residents per day



Race, ethnicity	Cases	Hospitalizations	Deaths
White	17	0	0
Hispanic	0	0	0
Non-Hispanic	14	0	0
Unknown ethnicity	3	0	0
Black	36	4	3
Hispanic	0	0	0
Non-Hispanic	31	4	3
Unknown ethnicity	5	0	0
Other	1	0	0
Hispanic	1	0	0
Non-Hispanic	0	0	0
Unknown ethnicity	0	0	0
Unknown race	3	0	0
Hispanic	0	0	0
Non-Hispanic	0	0	0
Unknown ethnicity	3	0	0
<b>Total</b>	<b>57</b>	<b>4</b>	<b>3</b>

## Outcomes for Florida residents

### Madison

Hospitalizations 4 (7% of all cases)

Deaths 3 (5% of all cases)

### Statewide

Hospitalizations 7,171 (18% of all cases)

Deaths 1,721 (4% of all cases)

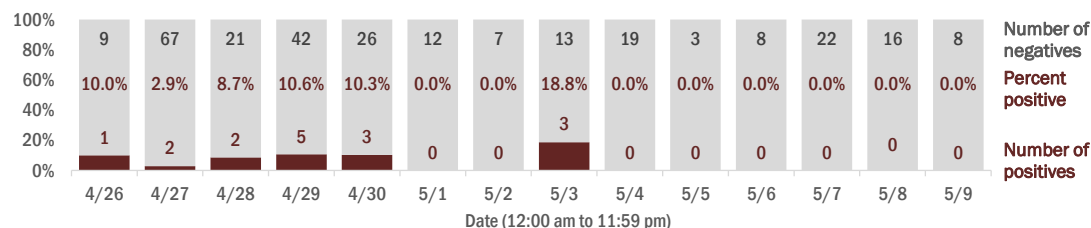
**Hospitalization** counts include anyone who was hospitalized at some point during their illness. It does not reflect the number of people currently hospitalized.

**Other race** includes any person with a race of American Indian/Alaskan native, Asian, native Hawaiian/Pacific Islander, or other.

## Laboratory testing for Florida residents and non-Florida residents over the past 2 weeks

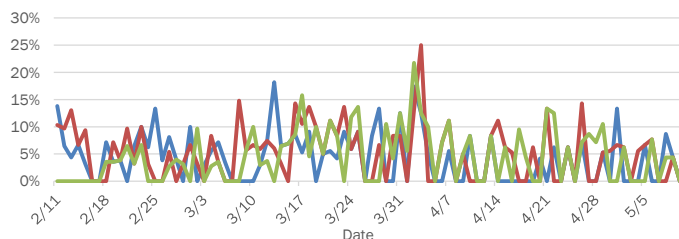
### Number and percent of positive labs

These counts include the number of people for whom the department received laboratory results by day. This percent is the number of people who test positive for the first time divided by all the people tested that day, excluding people who have previously tested positive.

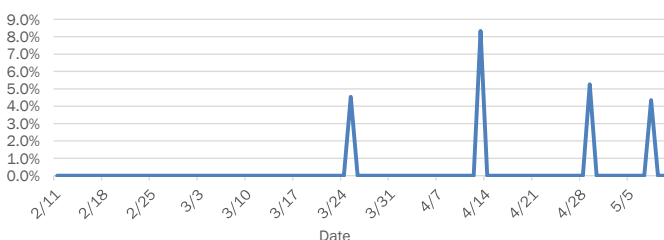


## Emergency department (ED) chief complaint and admission data for Madison County

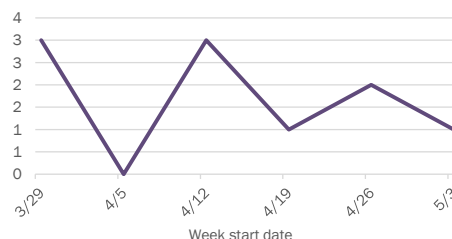
### Daily percent of ED visits mentioning cough, fever, or shortness of breath



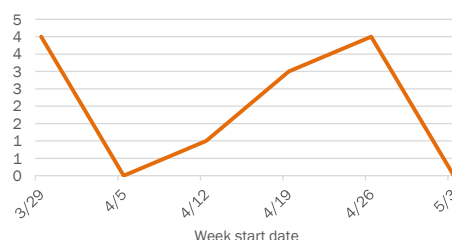
### Daily percent of ED visits resulting in cough-associated admissions



### Weekly count of ED visits for influenza-like illness



### Weekly count of ED visits for COVID-like illness



The Electronic Surveillance System for the Early Notification of Community-Based Epidemics (ESSENCE-FL) includes chief complaint data from 213 of 214 Florida EDs. Data are transmitted electronically to ESSENCE-FL daily or hourly.

# Coronavirus: summary for Manatee County

Data for May 10, 2020 (verified at 10 AM)

Data in this report are provisional and subject to change.

## Confirmed cases

<b>Total cases</b>	<b>776</b>
Florida residents	772
Non-Florida residents	4

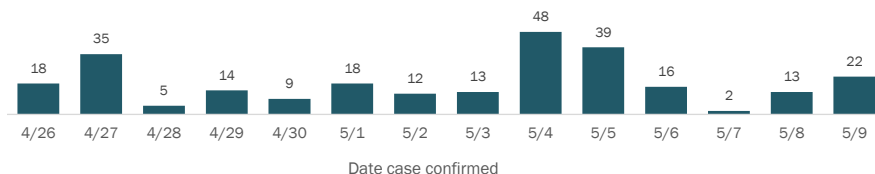
## Gender for Florida residents

Men	312
Women	460
Unknown	0

## Age for Florida residents

Range	1 - 101
Median age	57

## Cases confirmed in Florida residents per day



## Race, ethnicity

	Cases	Hospitalizations	Deaths
<b>White</b>	<b>491</b>	<b>117</b>	<b>52</b>
Hispanic	98	8	1
Non-Hispanic	361	96	48
Unknown ethnicity	32	13	3
<b>Black</b>	<b>150</b>	<b>32</b>	<b>12</b>
Hispanic	5	0	1
Non-Hispanic	141	32	10
Unknown ethnicity	4	0	1
<b>Other</b>	<b>55</b>	<b>23</b>	<b>7</b>
Hispanic	25	12	3
Non-Hispanic	19	4	1
Unknown ethnicity	11	7	3
<b>Unknown race</b>	<b>76</b>	<b>6</b>	<b>3</b>
Hispanic	2	0	0
Non-Hispanic	1	0	0
Unknown ethnicity	73	6	3
<b>Total</b>	<b>772</b>	<b>178</b>	<b>74</b>

## Outcomes for Florida residents

<b>Manatee</b>		
Hospitalizations	178	(23% of all cases)
Deaths	74	(10% of all cases)

## Statewide

Hospitalizations	7,171	(18% of all cases)
Deaths	1,721	(4% of all cases)

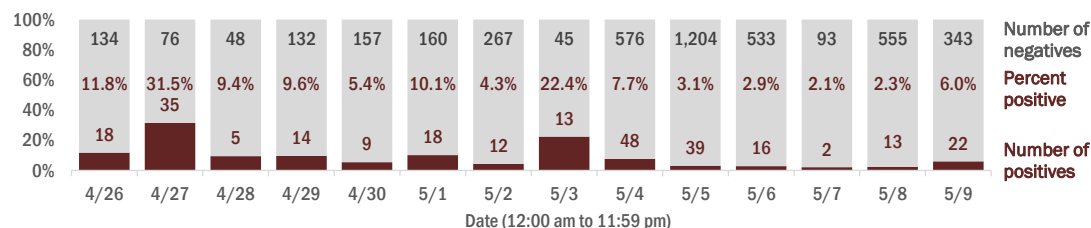
**Hospitalization** counts include anyone who was hospitalized at some point during their illness. It does not reflect the number of people currently hospitalized.

**Other race** includes any person with a race of American Indian/Alaskan native, Asian, native Hawaiian/Pacific Islander, or other.

## Laboratory testing for Florida residents and non-Florida residents over the past 2 weeks

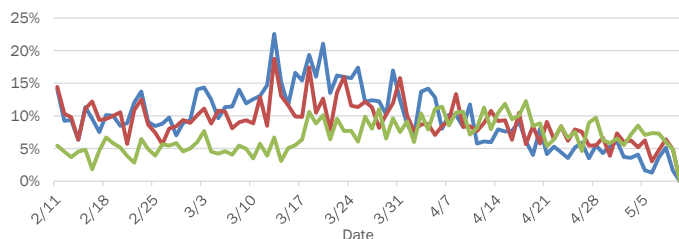
### Number and percent of positive labs

These counts include the number of people for whom the department received laboratory results by day. This percent is the number of people who test positive for the first time divided by all the people tested that day, excluding people who have previously tested positive.

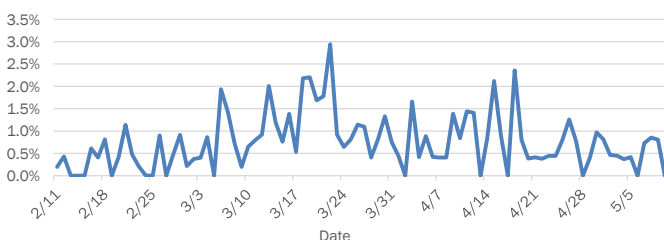


## Emergency department (ED) chief complaint and admission data for Manatee County

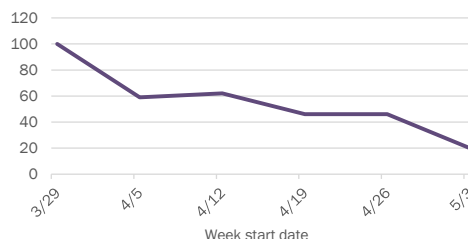
### Daily percent of ED visits mentioning cough, fever, or shortness of breath



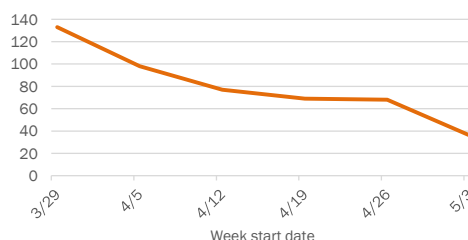
### Daily percent of ED visits resulting in cough-associated admissions



### Weekly count of ED visits for influenza-like illness



### Weekly count of ED visits for COVID-like illness



The Electronic Surveillance System for the Early Notification of Community-Based Epidemics (ESSENCE-FL) includes chief complaint data from 213 of 214 Florida EDs. Data are transmitted electronically to ESSENCE-FL daily or hourly.

# Coronavirus: summary for Marion County

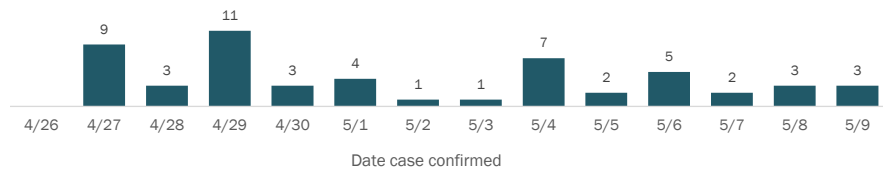
Data for May 10, 2020 (verified at 10 AM)

Data in this report are provisional and subject to change.

## Confirmed cases

<b>Total cases</b>	<b>208</b>
Florida residents	203
Non-Florida residents	5
<b>Gender for Florida residents</b>	
Men	90
Women	113
Unknown	0
<b>Age for Florida residents</b>	
Range	0 - 96
Median age	50

## Cases confirmed in Florida residents per day



Race, ethnicity	Cases	Hospitalizations	Deaths
White	151	74%	17
Hispanic	33	16%	2
Non-Hispanic	118	58%	15
Unknown ethnicity	0	0%	0
Black	33	16%	6
Hispanic	1	0%	0
Non-Hispanic	32	16%	6
Unknown ethnicity	0	0%	0
Other	13	6%	4
Hispanic	2	1%	1
Non-Hispanic	11	5%	3
Unknown ethnicity	0	0%	0
Unknown race	6	3%	3
Hispanic	0	0%	0
Non-Hispanic	0	0%	0
Unknown ethnicity	6	3%	3
<b>Total</b>	<b>203</b>	<b>30</b>	<b>5</b>

## Outcomes for Florida residents

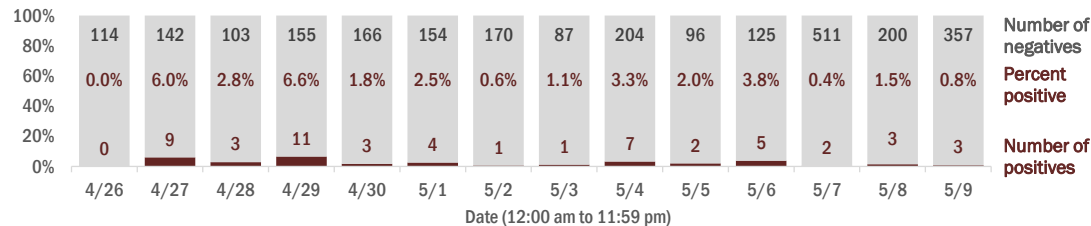
<b>Marion</b>		
Hospitalizations	30	(15% of all cases)
Deaths	5	(2% of all cases)
<b>Statewide</b>		
Hospitalizations	7,171	(18% of all cases)
Deaths	1,721	(4% of all cases)

**Hospitalization** counts include anyone who was hospitalized at some point during their illness. It does not reflect the number of people currently hospitalized.  
**Other race** includes any person with a race of American Indian/Alaskan native, Asian, native Hawaiian/Pacific Islander, or other.

## Laboratory testing for Florida residents and non-Florida residents over the past 2 weeks

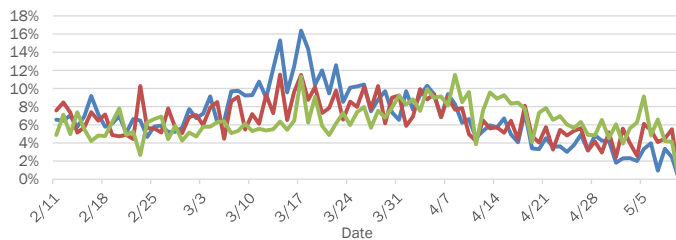
### Number and percent of positive labs

These counts include the number of people for whom the department received laboratory results by day. This percent is the number of people who test positive for the first time divided by all the people tested that day, excluding people who have previously tested positive.

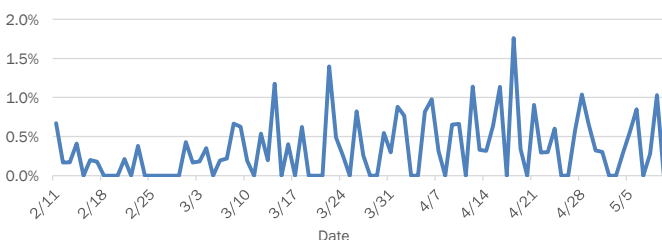


## Emergency department (ED) chief complaint and admission data for Marion County

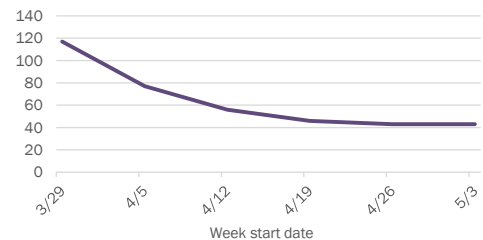
### Daily percent of ED visits mentioning cough, fever, or shortness of breath



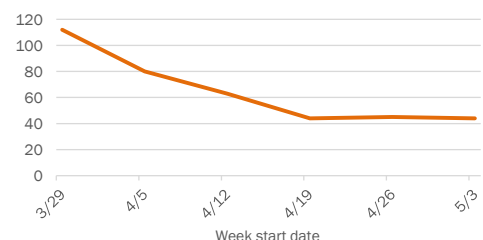
### Daily percent of ED visits resulting in cough-associated admissions



### Weekly count of ED visits for influenza-like illness



### Weekly count of ED visits for COVID-like illness



The Electronic Surveillance System for the Early Notification of Community-Based Epidemics (ESSENCE-FL) includes chief complaint data from 213 of 214 Florida EDs. Data are transmitted electronically to ESSENCE-FL daily or hourly.

# Coronavirus: summary for Martin County

Data for May 10, 2020 (verified at 10 AM)

Data in this report are provisional and subject to change.

## Confirmed cases

<b>Total cases</b>	<b>255</b>
Florida residents	245
Non-Florida residents	10

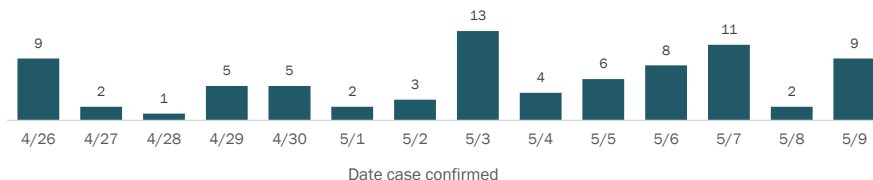
## Gender for Florida residents

Men	137
Women	108
Unknown	0

## Age for Florida residents

Range	2 - 92
Median age	50

## Cases confirmed in Florida residents per day



Race, ethnicity	Cases	Hospitalizations	Deaths
White	148	31	5
Hispanic	36	3	0
Non-Hispanic	108	28	5
Unknown ethnicity	4	0	0
Black	5	3	0
Hispanic	0	0	0
Non-Hispanic	5	3	0
Unknown ethnicity	0	0	0
Other	55	7	1
Hispanic	52	7	1
Non-Hispanic	3	0	0
Unknown ethnicity	0	0	0
Unknown race	37	4	0
Hispanic	6	2	0
Non-Hispanic	0	0	0
Unknown ethnicity	31	2	0
<b>Total</b>	<b>245</b>	<b>45</b>	<b>6</b>

## Outcomes for Florida residents

<b>Martin</b>		
Hospitalizations	45	(18% of all cases)
Deaths	6	(2% of all cases)

<b>Statewide</b>		
Hospitalizations	7,171	(18% of all cases)
Deaths	1,721	(4% of all cases)

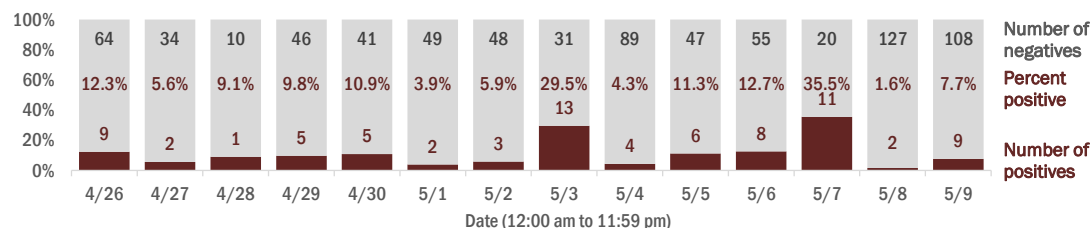
**Hospitalization** counts include anyone who was hospitalized at some point during their illness. It does not reflect the number of people currently hospitalized.

**Other race** includes any person with a race of American Indian/Alaskan native, Asian, native Hawaiian/Pacific Islander, or other.

## Laboratory testing for Florida residents and non-Florida residents over the past 2 weeks

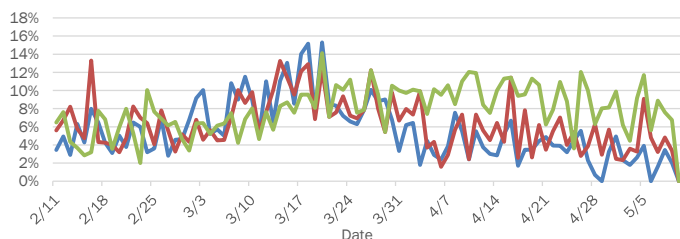
### Number and percent of positive labs

These counts include the number of people for whom the department received laboratory results by day. This percent is the number of people who test positive for the first time divided by all the people tested that day, excluding people who have previously tested positive.

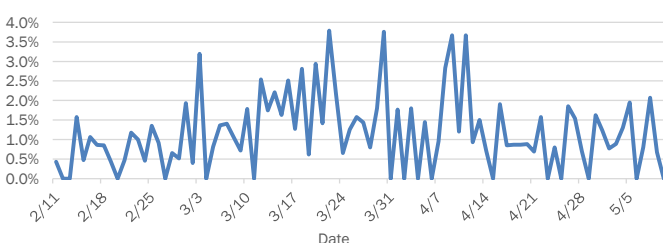


## Emergency department (ED) chief complaint and admission data for Martin County

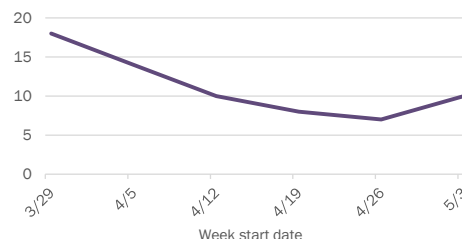
### Daily percent of ED visits mentioning cough, fever, or shortness of breath



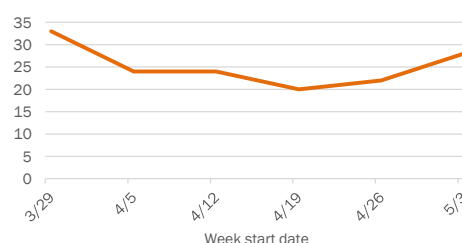
### Daily percent of ED visits resulting in cough-associated admissions



### Weekly count of ED visits for influenza-like illness



### Weekly count of ED visits for COVID-like illness



The Electronic Surveillance System for the Early Notification of Community-Based Epidemics (ESSENCE-FL) includes chief complaint data from 213 of 214 Florida EDs. Data are transmitted electronically to ESSENCE-FL daily or hourly.



# Coronavirus: summary for Monroe County

Data for May 10, 2020 (verified at 10 AM)

Data in this report are provisional and subject to change.

## Confirmed cases

**Total cases** 88

Florida residents 80

Non-Florida residents 8

## Gender for Florida residents

Men 41

Women 39

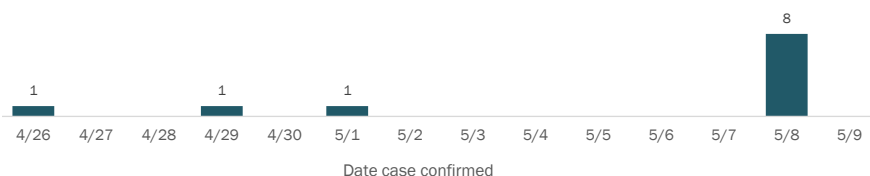
Unknown 0

## Age for Florida residents

Range 6 - 88

Median age 52

## Cases confirmed in Florida residents per day



Race, ethnicity	Cases	Hospitalizations	Deaths
White	64	7	2
Hispanic	19	1	0
Non-Hispanic	42	6	2
Unknown ethnicity	3	0	0
Black	5	2	1
Hispanic	0	0	0
Non-Hispanic	5	2	1
Unknown ethnicity	0	0	0
Other	1	0	0
Hispanic	1	0	0
Non-Hispanic	0	0	0
Unknown ethnicity	0	0	0
Unknown race	10	0	0
Hispanic	0	0	0
Non-Hispanic	0	0	0
Unknown ethnicity	10	0	0
<b>Total</b>	<b>80</b>	<b>9</b>	<b>3</b>

## Outcomes for Florida residents

### Monroe

Hospitalizations 9 (11% of all cases)

Deaths 3 (4% of all cases)

### Statewide

Hospitalizations 7,171 (18% of all cases)

Deaths 1,721 (4% of all cases)

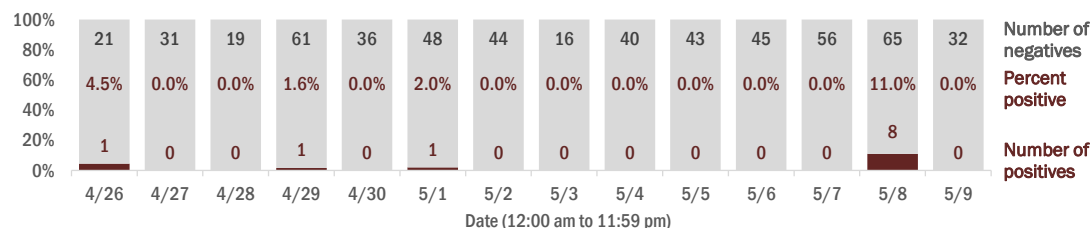
**Hospitalization** counts include anyone who was hospitalized at some point during their illness. It does not reflect the number of people currently hospitalized.

**Other race** includes any person with a race of American Indian/Alaskan native, Asian, native Hawaiian/Pacific Islander, or other.

## Laboratory testing for Florida residents and non-Florida residents over the past 2 weeks

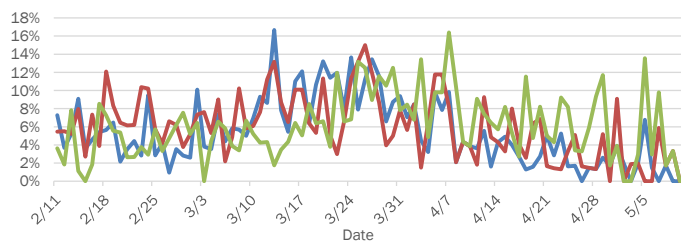
### Number and percent of positive labs

These counts include the number of people for whom the department received laboratory results by day. This percent is the number of people who test positive for the first time divided by all the people tested that day, excluding people who have previously tested positive.

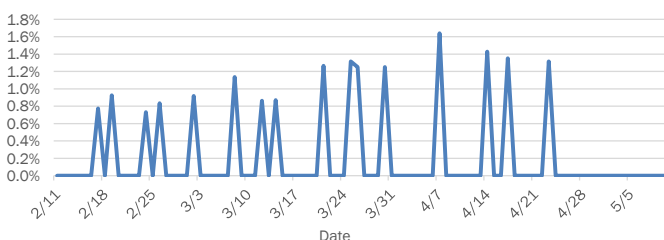


## Emergency department (ED) chief complaint and admission data for Monroe County

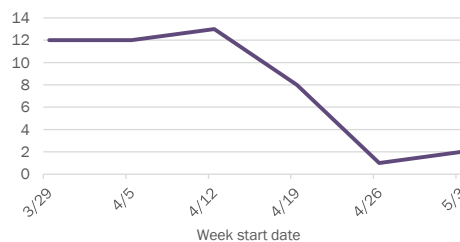
### Daily percent of ED visits mentioning cough, fever, or shortness of breath



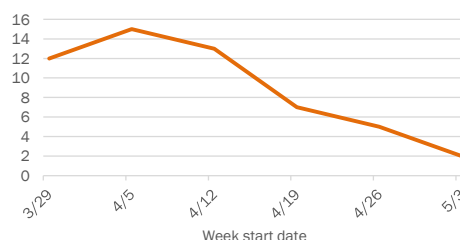
### Daily percent of ED visits resulting in cough-associated admissions



### Weekly count of ED visits for influenza-like illness



### Weekly count of ED visits for COVID-like illness



The Electronic Surveillance System for the Early Notification of Community-Based Epidemics (ESSENCE-FL) includes chief complaint data from 213 of 214 Florida EDs. Data are transmitted electronically to ESSENCE-FL daily or hourly.

# Coronavirus: summary for Nassau County

Data for May 10, 2020 (verified at 10 AM)

Data in this report are provisional and subject to change.

## Confirmed cases

**Total cases** 60

Florida residents 58

Non-Florida residents 2

## Gender for Florida residents

Men 25

Women 33

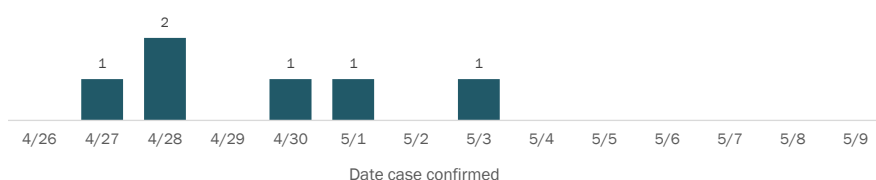
Unknown 0

## Age for Florida residents

Range 15 - 89

Median age 50

## Cases confirmed in Florida residents per day



Race, ethnicity	Cases	Hospitalizations	Deaths
White	47	7	1
Hispanic	0	0	0
Non-Hispanic	47	7	1
Unknown ethnicity	0	0	0
Black	7	4	0
Hispanic	0	0	0
Non-Hispanic	7	4	0
Unknown ethnicity	0	0	0
Other	2	2	0
Hispanic	1	1	0
Non-Hispanic	1	1	0
Unknown ethnicity	0	0	0
Unknown race	2	0	0
Hispanic	0	0	0
Non-Hispanic	1	0	0
Unknown ethnicity	1	0	0
<b>Total</b>	<b>58</b>	<b>13</b>	<b>1</b>

## Outcomes for Florida residents

### Nassau

Hospitalizations 13 (22% of all cases)

Deaths 1 (2% of all cases)

### Statewide

Hospitalizations 7,171 (18% of all cases)

Deaths 1,721 (4% of all cases)

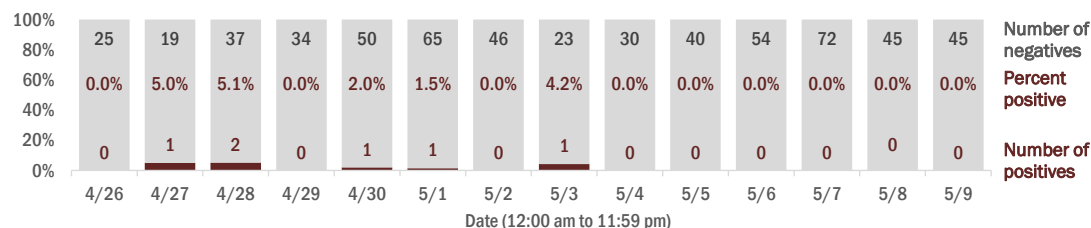
**Hospitalization** counts include anyone who was hospitalized at some point during their illness. It does not reflect the number of people currently hospitalized.

**Other race** includes any person with a race of American Indian/Alaskan native, Asian, native Hawaiian/Pacific Islander, or other.

## Laboratory testing for Florida residents and non-Florida residents over the past 2 weeks

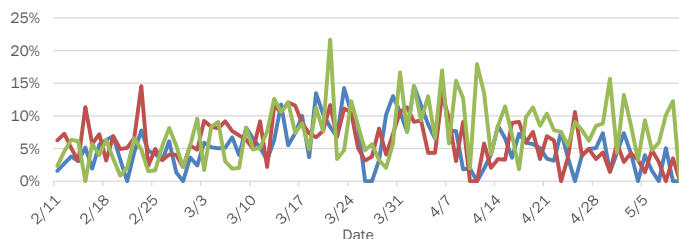
### Number and percent of positive labs

These counts include the number of people for whom the department received laboratory results by day. This percent is the number of people who test positive for the first time divided by all the people tested that day, excluding people who have previously tested positive.

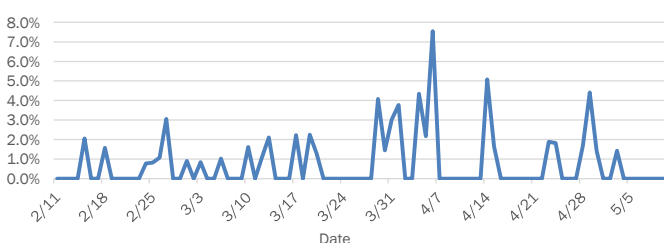


## Emergency department (ED) chief complaint and admission data for Nassau County

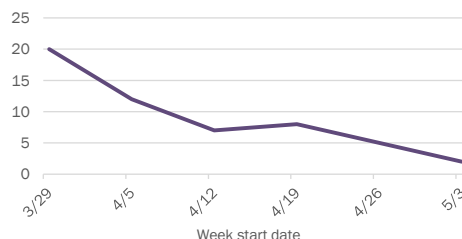
### Daily percent of ED visits mentioning cough, fever, or shortness of breath



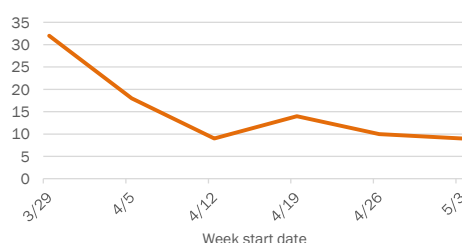
### Daily percent of ED visits resulting in cough-associated admissions



### Weekly count of ED visits for influenza-like illness



### Weekly count of ED visits for COVID-like illness



The Electronic Surveillance System for the Early Notification of Community-Based Epidemics (ESSENCE-FL) includes chief complaint data from 213 of 214 Florida EDs. Data are transmitted electronically to ESSENCE-FL daily or hourly.

# Coronavirus: summary for Okaloosa County

Data for May 10, 2020 (verified at 10 AM)

Data in this report are provisional and subject to change.

## Confirmed cases

**Total cases** 169

Florida residents 162

Non-Florida residents 7

## Gender for Florida residents

Men 76

Women 86

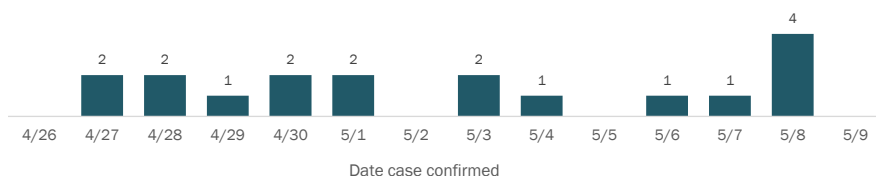
Unknown 0

## Age for Florida residents

Range 0 - 96

Median age 58

## Cases confirmed in Florida residents per day



## Race, ethnicity

	Cases	Hospitalizations	Deaths
White	128	15	5
Hispanic	25	2	0
Non-Hispanic	103	13	5
Unknown ethnicity	0	0	0
Black	26	10	0
Hispanic	3	0	0
Non-Hispanic	23	10	0
Unknown ethnicity	0	0	0
Other	8	1	0
Hispanic	0	0	0
Non-Hispanic	8	1	0
Unknown ethnicity	0	0	0
Unknown race	0	0	0
Hispanic	0	0	0
Non-Hispanic	0	0	0
Unknown ethnicity	0	0	0
<b>Total</b>	<b>162</b>	<b>26</b>	<b>5</b>

## Outcomes for Florida residents

<b>Okaloosa</b>		
Hospitalizations	26	(16% of all cases)
Deaths	5	(3% of all cases)

## Statewide

Hospitalizations	7,171	(18% of all cases)
Deaths	1,721	(4% of all cases)

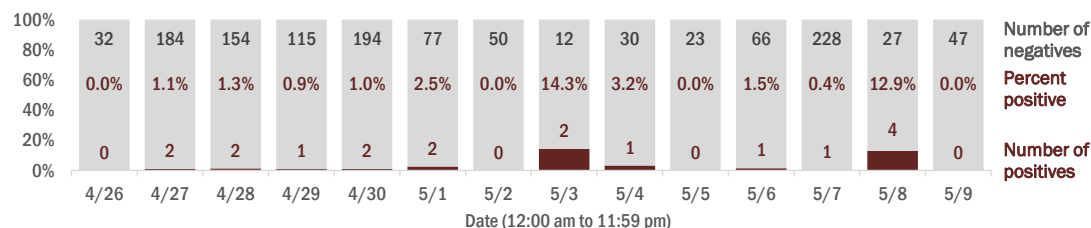
**Hospitalization** counts include anyone who was hospitalized at some point during their illness. It does not reflect the number of people currently hospitalized.

**Other race** includes any person with a race of American Indian/Alaskan native, Asian, native Hawaiian/Pacific Islander, or other.

## Laboratory testing for Florida residents and non-Florida residents over the past 2 weeks

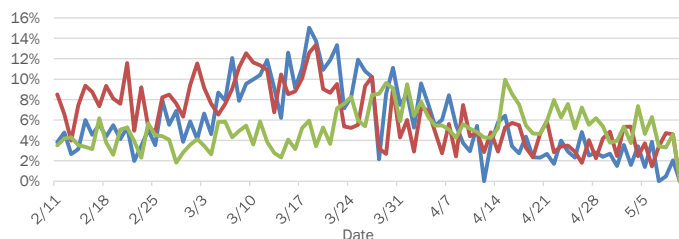
### Number and percent of positive labs

These counts include the number of people for whom the department received laboratory results by day. This percent is the number of people who test positive for the first time divided by all the people tested that day, excluding people who have previously tested positive.

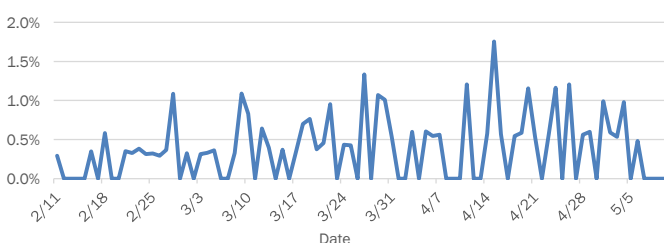


## Emergency department (ED) chief complaint and admission data for Okaloosa County

### Daily percent of ED visits mentioning cough, fever, or shortness of breath



### Daily percent of ED visits resulting in cough-associated admissions



### Weekly count of ED visits for influenza-like illness



### Weekly count of ED visits for COVID-like illness



The Electronic Surveillance System for the Early Notification of Community-Based Epidemics (ESSENCE-FL) includes chief complaint data from 213 of 214 Florida EDs. Data are transmitted electronically to ESSENCE-FL daily or hourly.

# Coronavirus: summary for Okeechobee County

Data for May 10, 2020 (verified at 10 AM)

Data in this report are provisional and subject to change.

## Confirmed cases

**Total cases** 28

Florida residents 27

Non-Florida residents 1

## Gender for Florida residents

Men 13

Women 14

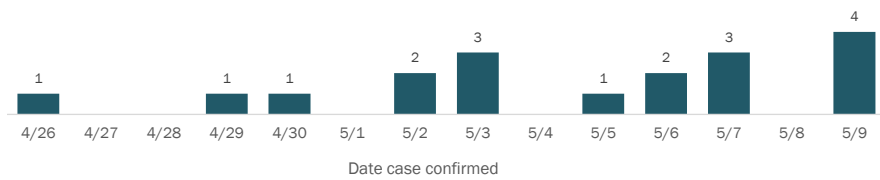
Unknown 0

## Age for Florida residents

Range 6 - 87

Median age 44

## Cases confirmed in Florida residents per day



Race, ethnicity	Cases	Hospitalizations	Deaths
White	24	4	0
Hispanic	5	0	0
Non-Hispanic	15	4	0
Unknown ethnicity	4	0	0
Black	1	1	0
Hispanic	0	0	0
Non-Hispanic	1	1	0
Unknown ethnicity	0	0	0
Other	0	0	0
Hispanic	0	0	0
Non-Hispanic	0	0	0
Unknown ethnicity	0	0	0
Unknown race	2	0	0
Hispanic	0	0	0
Non-Hispanic	0	0	0
Unknown ethnicity	2	0	0
<b>Total</b>	<b>27</b>	<b>5</b>	<b>0</b>

## Outcomes for Florida residents

### Okeechobee

Hospitalizations 5 (19% of all cases)

Deaths 0 (0% of all cases)

### Statewide

Hospitalizations 7,171 (18% of all cases)

Deaths 1,721 (4% of all cases)

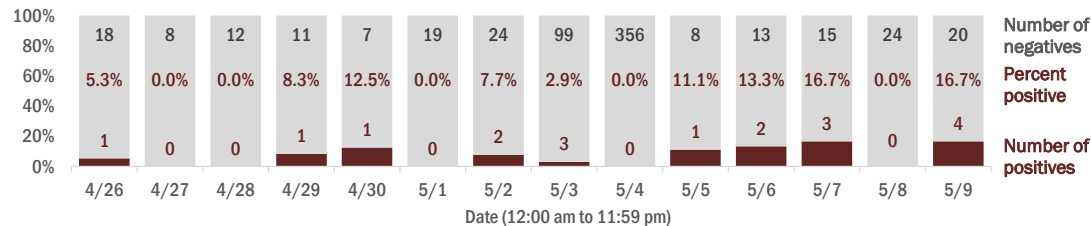
**Hospitalization** counts include anyone who was hospitalized at some point during their illness. It does not reflect the number of people currently hospitalized.

**Other race** includes any person with a race of American Indian/Alaskan native, Asian, native Hawaiian/Pacific Islander, or other.

## Laboratory testing for Florida residents and non-Florida residents over the past 2 weeks

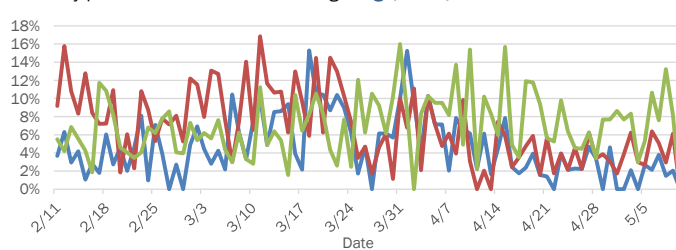
### Number and percent of positive labs

These counts include the number of people for whom the department received laboratory results by day. This percent is the number of people who test positive for the first time divided by all the people tested that day, excluding people who have previously tested positive.

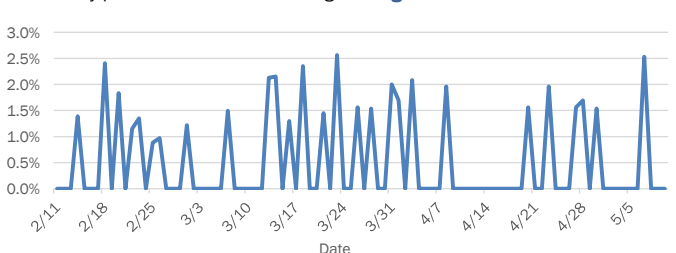


## Emergency department (ED) chief complaint and admission data for Okeechobee County

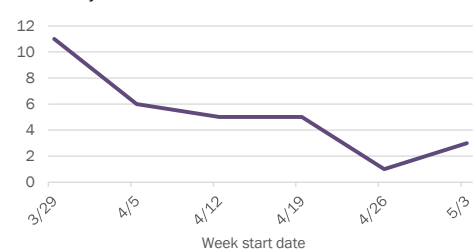
### Daily percent of ED visits mentioning cough, fever, or shortness of breath



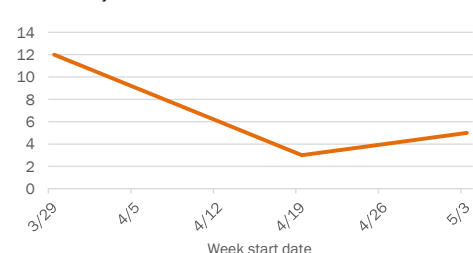
### Daily percent of ED visits resulting in cough-associated admissions



### Weekly count of ED visits for influenza-like illness



### Weekly count of ED visits for COVID-like illness



The Electronic Surveillance System for the Early Notification of Community-Based Epidemics (ESSENCE-FL) includes chief complaint data from 213 of 214 Florida EDs. Data are transmitted electronically to ESSENCE-FL daily or hourly.

# Coronavirus: summary for Orange County

Data for May 10, 2020 (verified at 10 AM)

Data in this report are provisional and subject to change.

## Confirmed cases

<b>Total cases</b>	<b>1,505</b>
Florida residents	1,435
Non-Florida residents	70

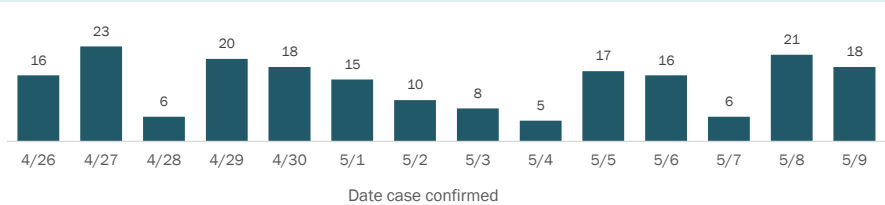
## Gender for Florida residents

Men	731
Women	704
Unknown	0

## Age for Florida residents

Range	0 - 101
Median age	44

## Cases confirmed in Florida residents per day



Race, ethnicity	Cases	Hospitalizations	Deaths
White	668	121	17
Hispanic	282	46	8
Non-Hispanic	305	61	9
Unknown ethnicity	81	14	0
Black	211	41	9
Hispanic	18	1	0
Non-Hispanic	171	38	9
Unknown ethnicity	22	2	0
Other	446	102	9
Hispanic	257	56	4
Non-Hispanic	105	31	5
Unknown ethnicity	84	15	0
Unknown race	110	6	0
Hispanic	9	0	0
Non-Hispanic	3	2	0
Unknown ethnicity	98	4	0
<b>Total</b>	<b>1,435</b>	<b>270</b>	<b>35</b>

## Outcomes for Florida residents

<b>Orange</b>		
Hospitalizations	270	(19% of all cases)
Deaths	35	(2% of all cases)
<b>Statewide</b>		
Hospitalizations	7,171	(18% of all cases)
Deaths	1,721	(4% of all cases)

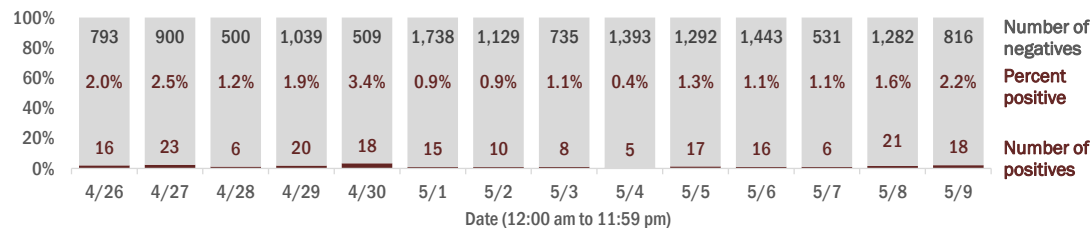
**Hospitalization** counts include anyone who was hospitalized at some point during their illness. It does not reflect the number of people currently hospitalized.

**Other race** includes any person with a race of American Indian/Alaskan native, Asian, native Hawaiian/Pacific Islander, or other.

## Laboratory testing for Florida residents and non-Florida residents over the past 2 weeks

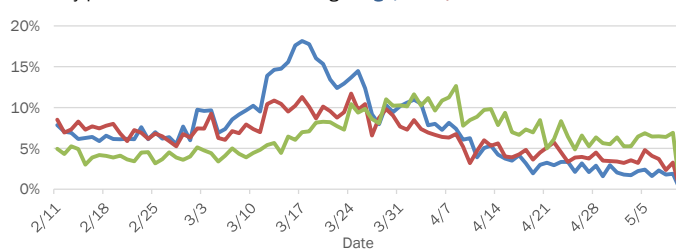
### Number and percent of positive labs

These counts include the number of people for whom the department received laboratory results by day. This percent is the number of people who test positive for the first time divided by all the people tested that day, excluding people who have previously tested positive.

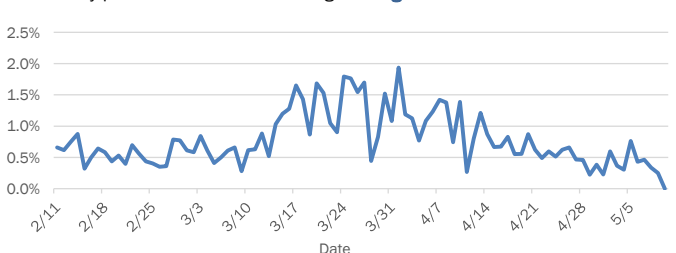


## Emergency department (ED) chief complaint and admission data for Orange County

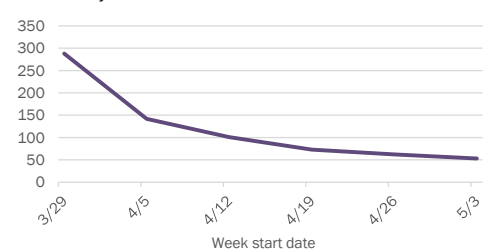
### Daily percent of ED visits mentioning cough, fever, or shortness of breath



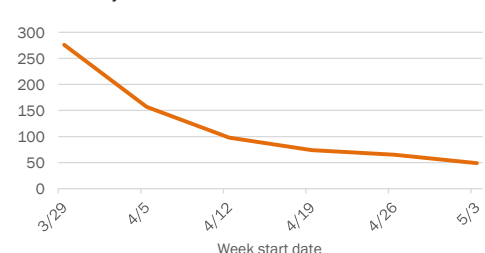
### Daily percent of ED visits resulting in cough-associated admissions



### Weekly count of ED visits for influenza-like illness



### Weekly count of ED visits for COVID-like illness



The Electronic Surveillance System for the Early Notification of Community-Based Epidemics (ESSENCE-FL) includes chief complaint data from 213 of 214 Florida EDs. Data are transmitted electronically to ESSENCE-FL daily or hourly.

# Coronavirus: summary for Osceola County

Data for May 10, 2020 (verified at 10 AM)

Data in this report are provisional and subject to change.

## Confirmed cases

<b>Total cases</b>	<b>572</b>
Florida residents	539
Non-Florida residents	33

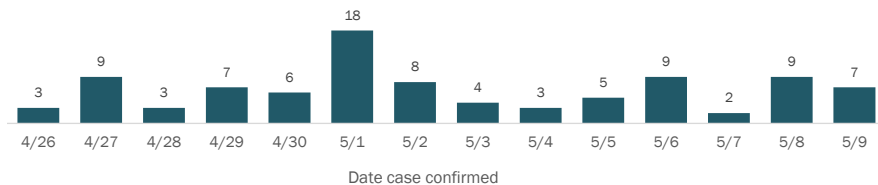
## Gender for Florida residents

Men	262
Women	277
Unknown	0

## Age for Florida residents

Range	0 - 102
Median age	50

## Cases confirmed in Florida residents per day



Race, ethnicity	Cases	Hospitalizations	Deaths
White	264	66	7
Hispanic	157	35	3
Non-Hispanic	91	23	3
Unknown ethnicity	16	8	1
Black	48	11	0
Hispanic	7	0	0
Non-Hispanic	36	10	0
Unknown ethnicity	5	1	0
Other	213	59	5
Hispanic	145	42	5
Non-Hispanic	49	10	0
Unknown ethnicity	19	7	0
Unknown race	14	2	0
Hispanic	0	0	0
Non-Hispanic	2	1	0
Unknown ethnicity	12	1	0
<b>Total</b>	<b>539</b>	<b>138</b>	<b>12</b>

## Outcomes for Florida residents

<b>Osceola</b>	
Hospitalizations	138 (26% of all cases)
Deaths	12 (2% of all cases)

## Statewide

Hospitalizations	7,171 (18% of all cases)
Deaths	1,721 (4% of all cases)

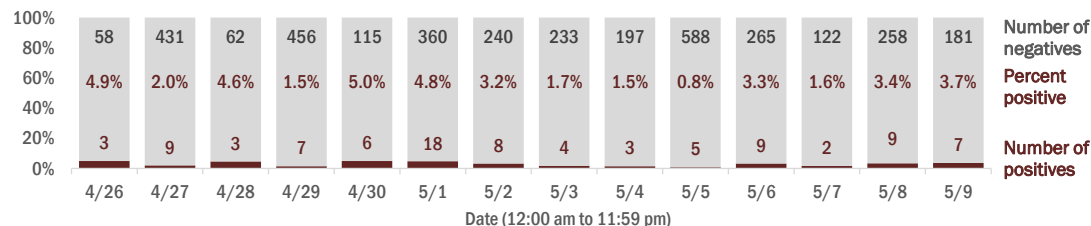
**Hospitalization** counts include anyone who was hospitalized at some point during their illness. It does not reflect the number of people currently hospitalized.

**Other race** includes any person with a race of American Indian/Alaskan native, Asian, native Hawaiian/Pacific Islander, or other.

## Laboratory testing for Florida residents and non-Florida residents over the past 2 weeks

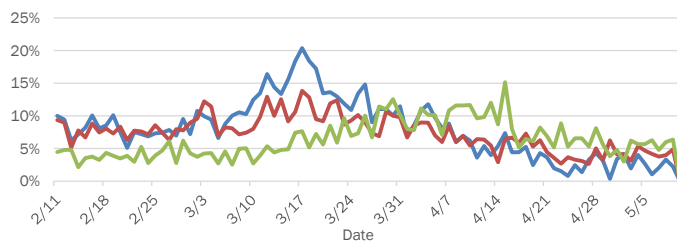
### Number and percent of positive labs

These counts include the number of people for whom the department received laboratory results by day. This percent is the number of people who test positive for the first time divided by all the people tested that day, excluding people who have previously tested positive.

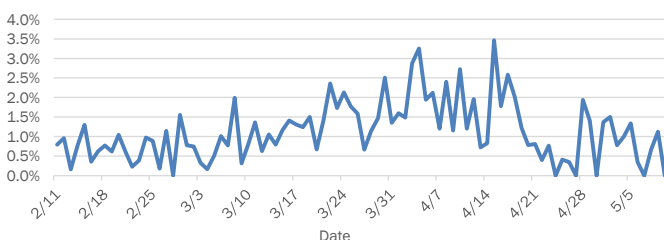


## Emergency department (ED) chief complaint and admission data for Osceola County

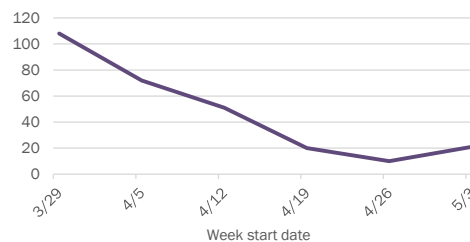
### Daily percent of ED visits mentioning cough, fever, or shortness of breath



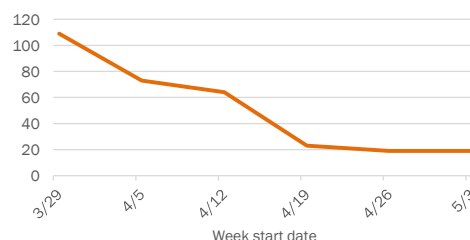
### Daily percent of ED visits resulting in cough-associated admissions



### Weekly count of ED visits for influenza-like illness



### Weekly count of ED visits for COVID-like illness



The Electronic Surveillance System for the Early Notification of Community-Based Epidemics (ESSENCE-FL) includes chief complaint data from 213 of 214 Florida EDs. Data are transmitted electronically to ESSENCE-FL daily or hourly.

# Coronavirus: summary for Palm Beach County

Data for May 10, 2020 (verified at 10 AM)

Data in this report are provisional and subject to change.

## Confirmed cases

**Total cases** 3,870

Florida residents 3,798

Non-Florida residents 72

## Gender for Florida residents

Men 1,943

Women 1,845

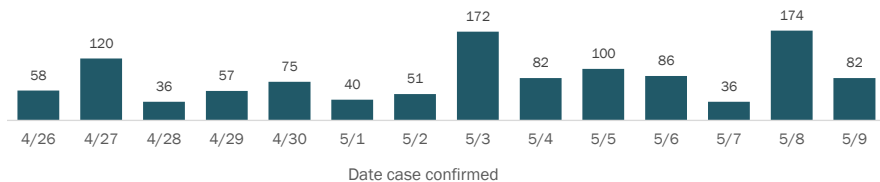
Unknown 10

## Age for Florida residents

Range 0 - 104

Median age 53

## Cases confirmed in Florida residents per day



Race, ethnicity	Cases	Hospitalizations	Deaths
White	1,734	390	176
Hispanic	563	63	16
Non-Hispanic	1,081	319	152
Unknown ethnicity	90	8	8
Black	660	143	35
Hispanic	18	3	0
Non-Hispanic	619	134	34
Unknown ethnicity	23	6	1
Other	439	75	14
Hispanic	294	55	9
Non-Hispanic	127	14	3
Unknown ethnicity	18	6	2
Unknown race	965	21	12
Hispanic	29	3	1
Non-Hispanic	4	0	0
Unknown ethnicity	932	18	11
<b>Total</b>	<b>3,798</b>	<b>629</b>	<b>237</b>

## Outcomes for Florida residents

### Palm Beach

Hospitalizations	629	(17% of all cases)
Deaths	237	(6% of all cases)

### Statewide

Hospitalizations	7,171	(18% of all cases)
Deaths	1,721	(4% of all cases)

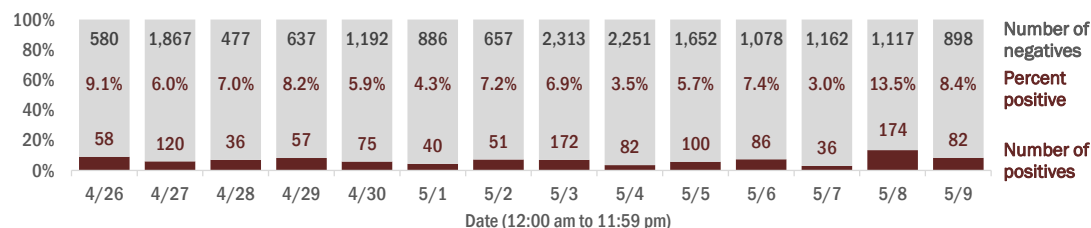
**Hospitalization** counts include anyone who was hospitalized at some point during their illness. It does not reflect the number of people currently hospitalized.

**Other race** includes any person with a race of American Indian/Alaskan native, Asian, native Hawaiian/Pacific Islander, or other.

## Laboratory testing for Florida residents and non-Florida residents over the past 2 weeks

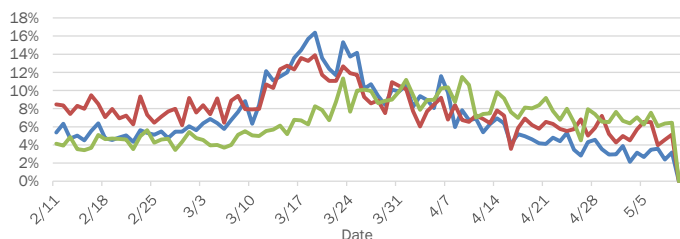
### Number and percent of positive labs

These counts include the number of people for whom the department received laboratory results by day. This percent is the number of people who test positive for the first time divided by all the people tested that day, excluding people who have previously tested positive.

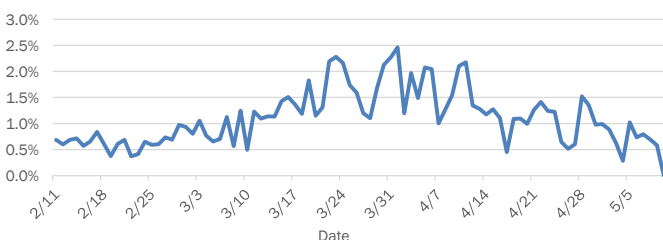


## Emergency department (ED) chief complaint and admission data for Palm Beach County

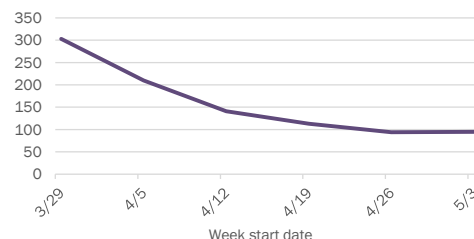
### Daily percent of ED visits mentioning cough, fever, or shortness of breath



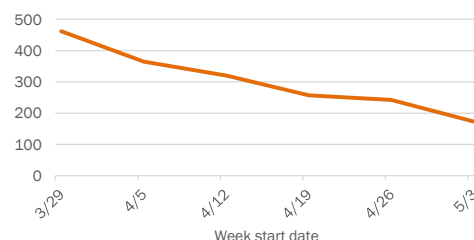
### Daily percent of ED visits resulting in cough-associated admissions



### Weekly count of ED visits for influenza-like illness



### Weekly count of ED visits for COVID-like illness



The Electronic Surveillance System for the Early Notification of Community-Based Epidemics (ESSENCE-FL) includes chief complaint data from 213 of 214 Florida EDs. Data are transmitted electronically to ESSENCE-FL daily or hourly.



# Coronavirus: summary for Pasco County

Data for May 10, 2020 (verified at 10 AM)

Data in this report are provisional and subject to change.

## Confirmed cases

**Total cases** 297

Florida residents 288

Non-Florida residents 9

## Gender for Florida residents

Men 134

Women 153

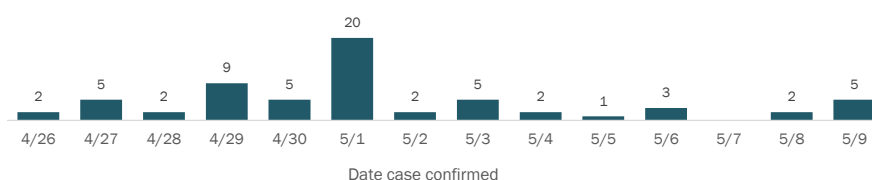
Unknown 1

## Age for Florida residents

Range 0 - 94

Median age 48

## Cases confirmed in Florida residents per day



## Race, ethnicity

	Cases	Hospitalizations	Deaths
White	189	42	8
Hispanic	40	5	0
Non-Hispanic	147	37	8
Unknown ethnicity	2	0	0
Black	34	10	0
Hispanic	0	0	0
Non-Hispanic	32	10	0
Unknown ethnicity	2	0	0
Other	40	5	1
Hispanic	21	2	0
Non-Hispanic	17	3	1
Unknown ethnicity	2	0	0
Unknown race	25	1	0
Hispanic	0	0	0
Non-Hispanic	0	0	0
Unknown ethnicity	25	1	0
<b>Total</b>	<b>288</b>	<b>58</b>	<b>9</b>

**Hospitalization** counts include anyone who was hospitalized at some point during their illness. It does not reflect the number of people currently hospitalized.

**Other race** includes any person with a race of American Indian/Alaskan native, Asian, native Hawaiian/Pacific Islander, or other.

## Outcomes for Florida residents

### Pasco

Hospitalizations	58	(20% of all cases)
Deaths	9	(3% of all cases)

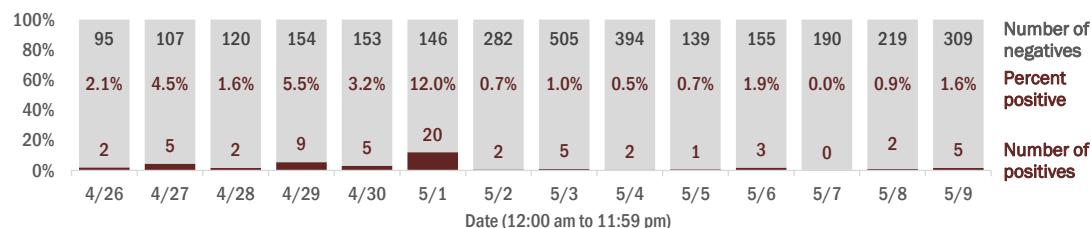
### Statewide

Hospitalizations	7,171	(18% of all cases)
Deaths	1,721	(4% of all cases)

## Laboratory testing for Florida residents and non-Florida residents over the past 2 weeks

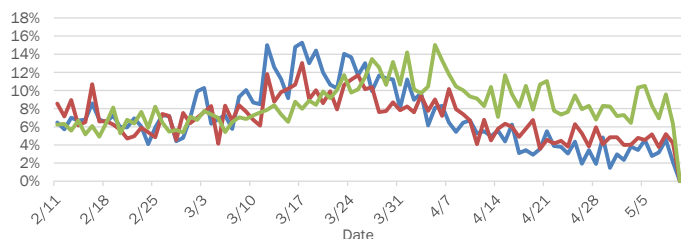
### Number and percent of positive labs

These counts include the number of people for whom the department received laboratory results by day. This percent is the number of people who test positive for the first time divided by all the people tested that day, excluding people who have previously tested positive.

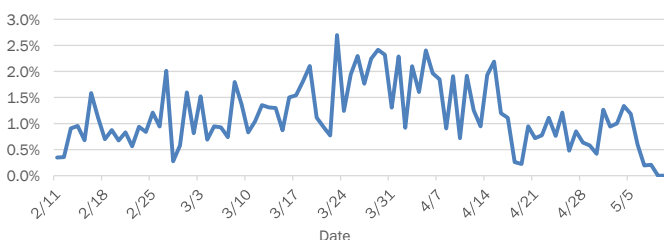


## Emergency department (ED) chief complaint and admission data for Pasco County

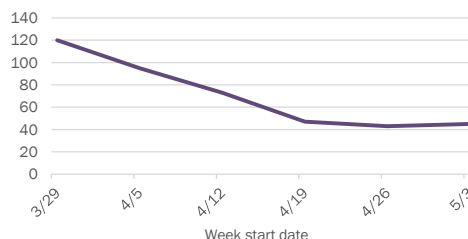
### Daily percent of ED visits mentioning cough, fever, or shortness of breath



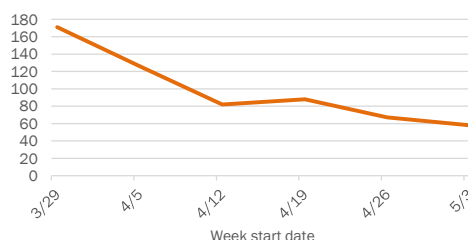
### Daily percent of ED visits resulting in cough-associated admissions



### Weekly count of ED visits for influenza-like illness



### Weekly count of ED visits for COVID-like illness



The Electronic Surveillance System for the Early Notification of Community-Based Epidemics (ESSENCE-FL) includes chief complaint data from 213 of 214 Florida EDs. Data are transmitted electronically to ESSENCE-FL daily or hourly.

# Coronavirus: summary for Pinellas County

Data for May 10, 2020 (verified at 10 AM)

Data in this report are provisional and subject to change.

## Confirmed cases

<b>Total cases</b>	<b>861</b>
Florida residents	818
Non-Florida residents	43

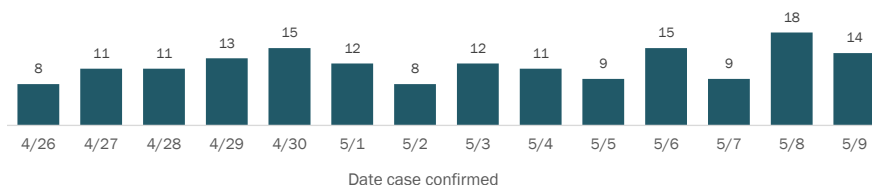
## Gender for Florida residents

Men	365
Women	453
Unknown	0

## Age for Florida residents

Range	1 - 101
Median age	56

## Cases confirmed in Florida residents per day



Race, ethnicity	Cases	Hospitalizations	Deaths
White	625	197	55
Hispanic	58	9	1
Non-Hispanic	541	178	53
Unknown ethnicity	26	10	1
Black	116	34	3
Hispanic	2	0	0
Non-Hispanic	108	34	3
Unknown ethnicity	6	0	0
Other	49	9	2
Hispanic	7	1	1
Non-Hispanic	40	7	1
Unknown ethnicity	2	1	0
Unknown race	28	3	0
Hispanic	0	0	0
Non-Hispanic	2	2	0
Unknown ethnicity	26	1	0
<b>Total</b>	<b>818</b>	<b>243</b>	<b>60</b>

## Outcomes for Florida residents

<b>Pinellas</b>		
Hospitalizations	243	(30% of all cases)
Deaths	60	(7% of all cases)

<b>Statewide</b>		
Hospitalizations	7,171	(18% of all cases)
Deaths	1,721	(4% of all cases)

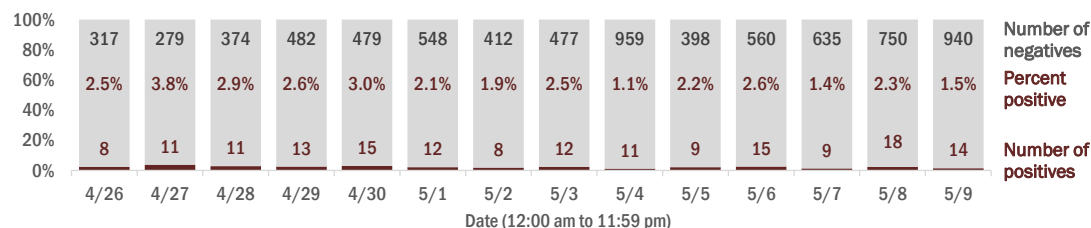
**Hospitalization** counts include anyone who was hospitalized at some point during their illness. It does not reflect the number of people currently hospitalized.

**Other race** includes any person with a race of American Indian/Alaskan native, Asian, native Hawaiian/Pacific Islander, or other.

## Laboratory testing for Florida residents and non-Florida residents over the past 2 weeks

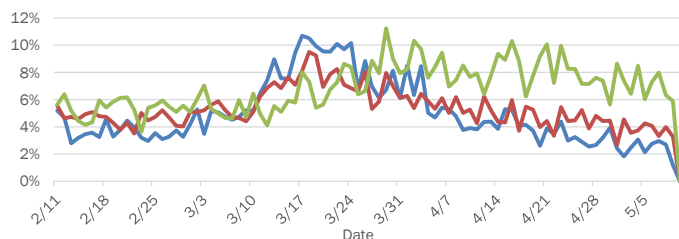
### Number and percent of positive labs

These counts include the number of people for whom the department received laboratory results by day. This percent is the number of people who test positive for the first time divided by all the people tested that day, excluding people who have previously tested positive.

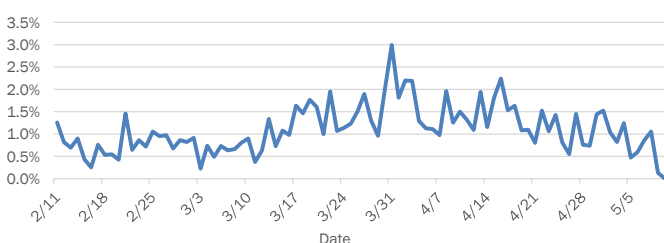


## Emergency department (ED) chief complaint and admission data for Pinellas County

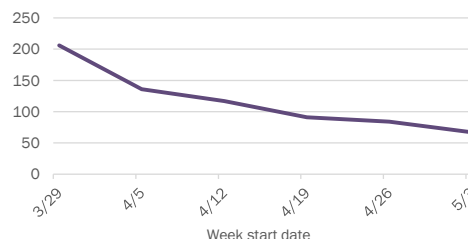
### Daily percent of ED visits mentioning cough, fever, or shortness of breath



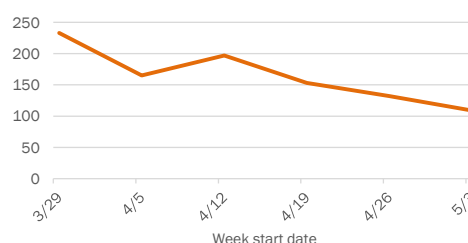
### Daily percent of ED visits resulting in cough-associated admissions



### Weekly count of ED visits for influenza-like illness



### Weekly count of ED visits for COVID-like illness



The Electronic Surveillance System for the Early Notification of Community-Based Epidemics (ESSENCE-FL) includes chief complaint data from 213 of 214 Florida EDs. Data are transmitted electronically to ESSENCE-FL daily or hourly.

# Coronavirus: summary for Polk County

Data for May 10, 2020 (verified at 10 AM)

Data in this report are provisional and subject to change.

## Confirmed cases

**Total cases** 636

Florida residents 628

Non-Florida residents 8

## Gender for Florida residents

Men 241

Women 386

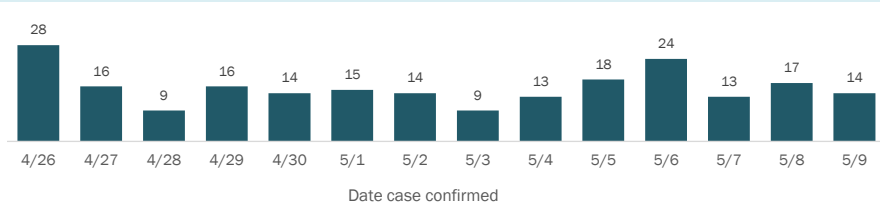
Unknown 1

## Age for Florida residents

Range 3 - 102

Median age 54

## Cases confirmed in Florida residents per day



Race, ethnicity	Cases	Hospitalizations	Deaths
White	357	126	18
Hispanic	110	29	0
Non-Hispanic	240	95	18
Unknown ethnicity	7	2	0
Black	144	51	8
Hispanic	7	2	0
Non-Hispanic	130	49	8
Unknown ethnicity	7	0	0
Other	71	22	5
Hispanic	37	12	2
Non-Hispanic	24	5	2
Unknown ethnicity	10	5	1
Unknown race	56	7	2
Hispanic	1	0	0
Non-Hispanic	2	0	0
Unknown ethnicity	53	7	2
<b>Total</b>	<b>628</b>	<b>206</b>	<b>33</b>

## Outcomes for Florida residents

<b>Polk</b>		
Hospitalizations	206	(33% of all cases)
Deaths	33	(5% of all cases)

## Statewide

Hospitalizations	7,171	(18% of all cases)
Deaths	1,721	(4% of all cases)

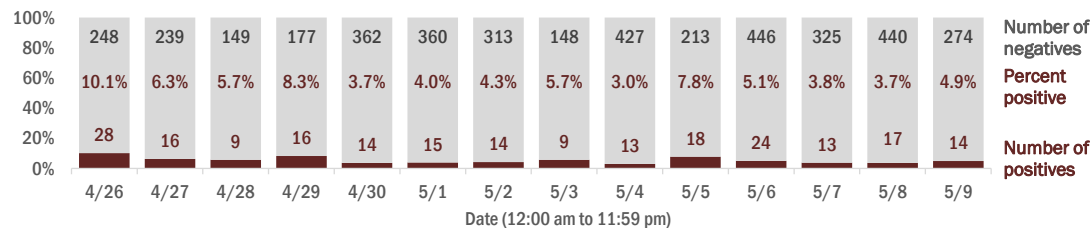
**Hospitalization** counts include anyone who was hospitalized at some point during their illness. It does not reflect the number of people currently hospitalized.

**Other race** includes any person with a race of American Indian/Alaskan native, Asian, native Hawaiian/Pacific Islander, or other.

## Laboratory testing for Florida residents and non-Florida residents over the past 2 weeks

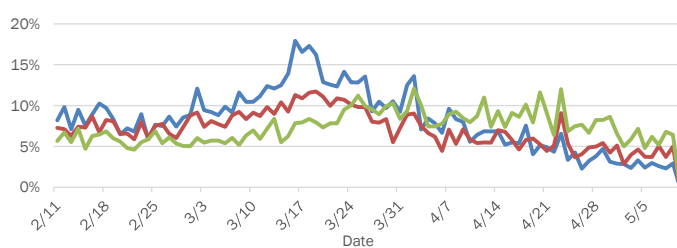
### Number and percent of positive labs

These counts include the number of people for whom the department received laboratory results by day. This percent is the number of people who test positive for the first time divided by all the people tested that day, excluding people who have previously tested positive.

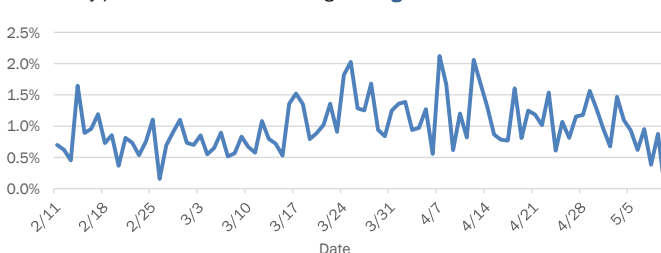


## Emergency department (ED) chief complaint and admission data for Polk County

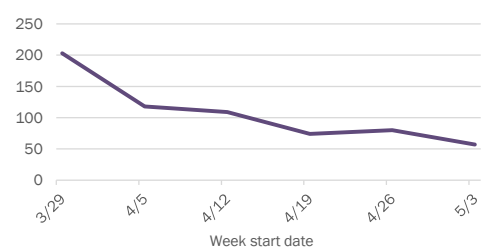
### Daily percent of ED visits mentioning cough, fever, or shortness of breath



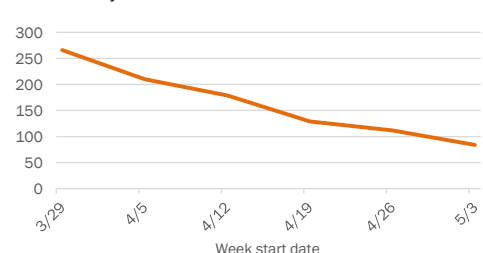
### Daily percent of ED visits resulting in cough-associated admissions



### Weekly count of ED visits for influenza-like illness



### Weekly count of ED visits for COVID-like illness



The Electronic Surveillance System for the Early Notification of Community-Based Epidemics (ESSENCE-FL) includes chief complaint data from 213 of 214 Florida EDs. Data are transmitted electronically to ESSENCE-FL daily or hourly.

# Coronavirus: summary for Putnam County

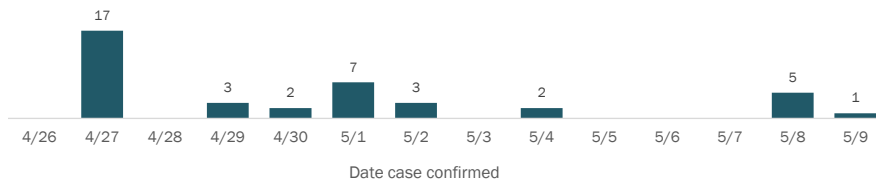
Data for May 10, 2020 (verified at 10 AM)

Data in this report are provisional and subject to change.

## Confirmed cases

<b>Total cases</b>	<b>126</b>
Florida residents	126
Non-Florida residents	0
<b>Gender for Florida residents</b>	
Men	49
Women	77
Unknown	0
<b>Age for Florida residents</b>	
Range	6 - 98
Median age	47

## Cases confirmed in Florida residents per day



Race, ethnicity	Cases	Hospitalizations	Deaths
<b>White</b>	<b>73</b>	<b>10</b>	<b>1</b>
Hispanic	1	0	0
Non-Hispanic	72	10	1
Unknown ethnicity	0	0	0
<b>Black</b>	<b>49</b>	<b>7</b>	<b>3</b>
Hispanic	0	0	0
Non-Hispanic	47	5	2
Unknown ethnicity	2	2	1
<b>Other</b>	<b>4</b>	<b>1</b>	<b>0</b>
Hispanic	2	1	0
Non-Hispanic	1	0	0
Unknown ethnicity	1	0	0
<b>Unknown race</b>	<b>0</b>	<b>0</b>	<b>0</b>
Hispanic	0	0	0
Non-Hispanic	0	0	0
Unknown ethnicity	0	0	0
<b>Total</b>	<b>126</b>	<b>18</b>	<b>4</b>

## Outcomes for Florida residents

<b>Putnam</b>		
Hospitalizations	18	(14% of all cases)
Deaths	4	(3% of all cases)
<b>Statewide</b>		
Hospitalizations	7,171	(18% of all cases)
Deaths	1,721	(4% of all cases)

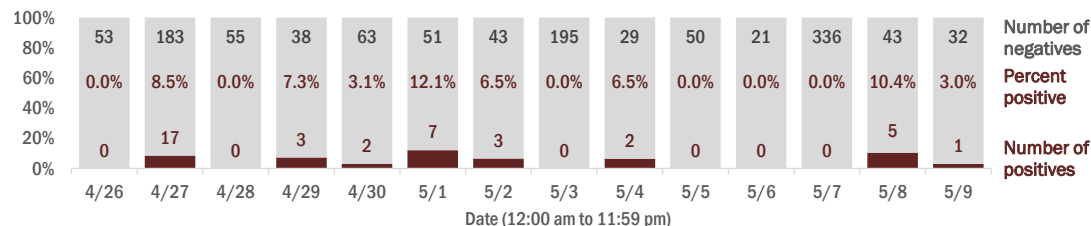
**Hospitalization** counts include anyone who was hospitalized at some point during their illness. It does not reflect the number of people currently hospitalized.

**Other race** includes any person with a race of American Indian/Alaskan native, Asian, native Hawaiian/Pacific Islander, or other.

## Laboratory testing for Florida residents and non-Florida residents over the past 2 weeks

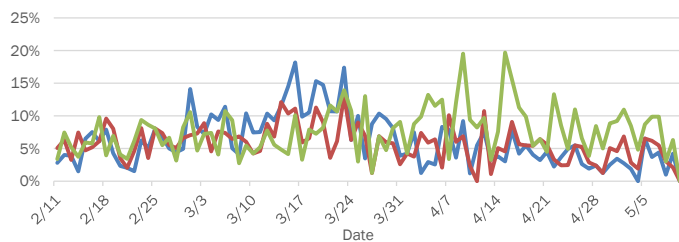
### Number and percent of positive labs

These counts include the number of people for whom the department received laboratory results by day. This percent is the number of people who test positive for the first time divided by all the people tested that day, excluding people who have previously tested positive.

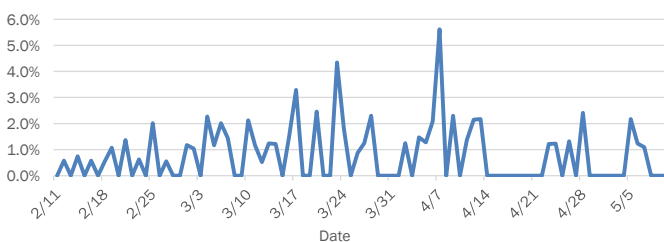


## Emergency department (ED) chief complaint and admission data for Putnam County

### Daily percent of ED visits mentioning cough, fever, or shortness of breath



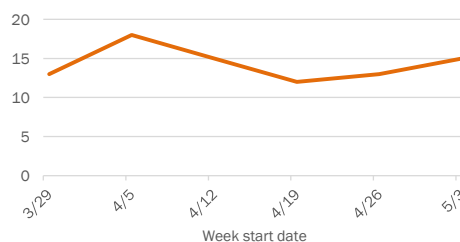
### Daily percent of ED visits resulting in cough-associated admissions



### Weekly count of ED visits for influenza-like illness



### Weekly count of ED visits for COVID-like illness



The Electronic Surveillance System for the Early Notification of Community-Based Epidemics (ESSENCE-FL) includes chief complaint data from 213 of 214 Florida EDs. Data are transmitted electronically to ESSENCE-FL daily or hourly.

# Coronavirus: summary for Santa Rosa County

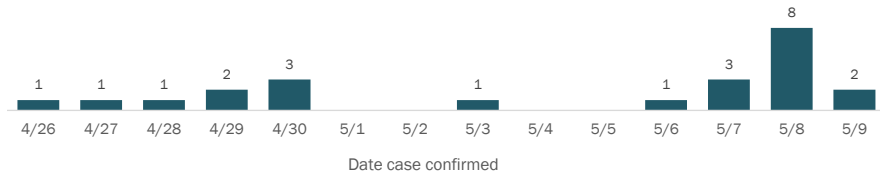
Data for May 10, 2020 (verified at 10 AM)

Data in this report are provisional and subject to change.

## Confirmed cases

<b>Total cases</b>	<b>173</b>
Florida residents	171
Non-Florida residents	2
<b>Gender for Florida residents</b>	
Men	117
Women	54
Unknown	0
<b>Age for Florida residents</b>	
Range	0 - 94
Median age	50

## Cases confirmed in Florida residents per day



Race, ethnicity	Cases	Hospitalizations	Deaths
White	122	16	6
Hispanic	6	1	1
Non-Hispanic	115	15	5
Unknown ethnicity	1	0	0
Black	27	6	3
Hispanic	1	0	0
Non-Hispanic	26	6	3
Unknown ethnicity	0	0	0
Other	3	1	0
Hispanic	2	0	0
Non-Hispanic	1	1	0
Unknown ethnicity	0	0	0
Unknown race	19	0	0
Hispanic	1	0	0
Non-Hispanic	1	0	0
Unknown ethnicity	17	0	0
<b>Total</b>	<b>171</b>	<b>23</b>	<b>9</b>

## Outcomes for Florida residents

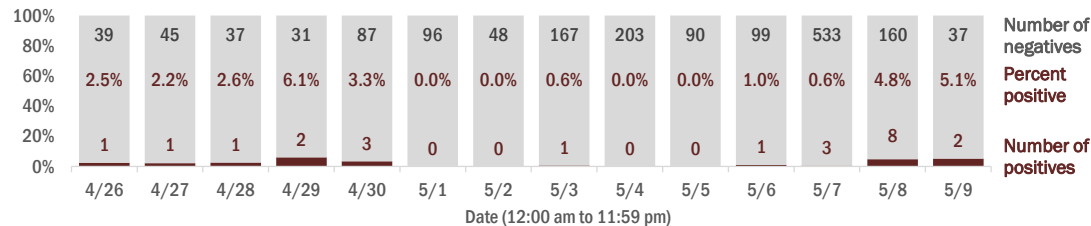
<b>Santa Rosa</b>		
Hospitalizations	23	(13% of all cases)
Deaths	9	(5% of all cases)
<b>Statewide</b>		
Hospitalizations	7,171	(18% of all cases)
Deaths	1,721	(4% of all cases)

**Hospitalization** counts include anyone who was hospitalized at some point during their illness. It does not reflect the number of people currently hospitalized.  
**Other race** includes any person with a race of American Indian/Alaskan native, Asian, native Hawaiian/Pacific Islander, or other.

## Laboratory testing for Florida residents and non-Florida residents over the past 2 weeks

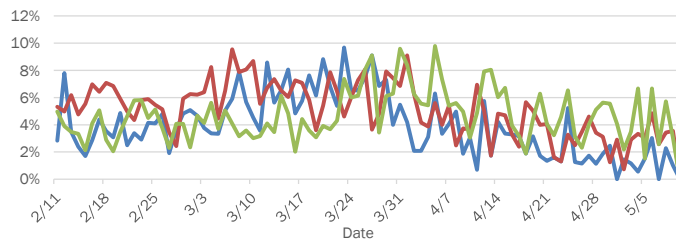
### Number and percent of positive labs

These counts include the number of people for whom the department received laboratory results by day. This percent is the number of people who test positive for the first time divided by all the people tested that day, excluding people who have previously tested positive.

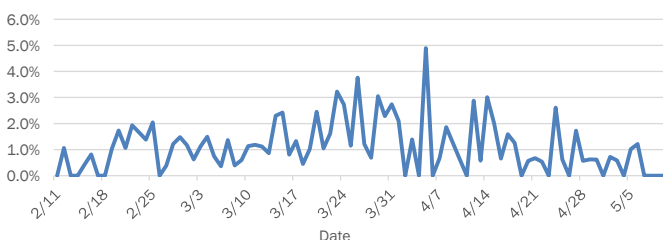


## Emergency department (ED) chief complaint and admission data for Santa Rosa County

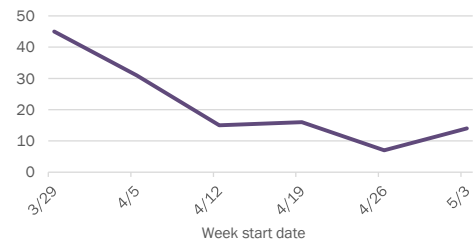
### Daily percent of ED visits mentioning cough, fever, or shortness of breath



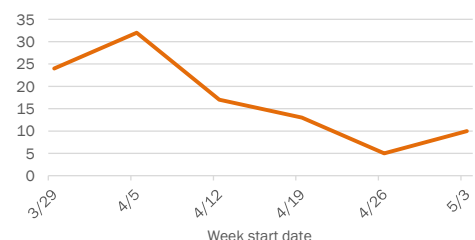
### Daily percent of ED visits resulting in cough-associated admissions



### Weekly count of ED visits for influenza-like illness



### Weekly count of ED visits for COVID-like illness



The Electronic Surveillance System for the Early Notification of Community-Based Epidemics (ESSENCE-FL) includes chief complaint data from 213 of 214 Florida EDs. Data are transmitted electronically to ESSENCE-FL daily or hourly.

# Coronavirus: summary for Sarasota County

Data for May 10, 2020 (verified at 10 AM)

Data in this report are provisional and subject to change.

## Confirmed cases

<b>Total cases</b>	<b>426</b>
Florida residents	410
Non-Florida residents	16

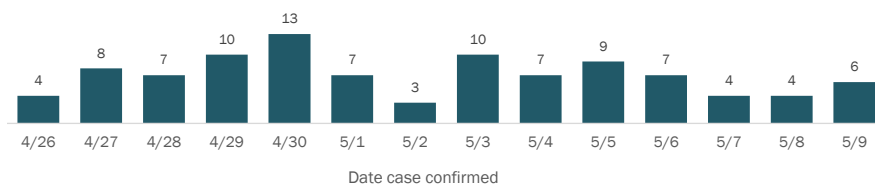
## Gender for Florida residents

Men	172
Women	238
Unknown	0

## Age for Florida residents

Range	0 - 102
Median age	62

## Cases confirmed in Florida residents per day



Race, ethnicity	Cases	Hospitalizations	Deaths
White	325	113	47
Hispanic	33	6	2
Non-Hispanic	268	89	40
Unknown ethnicity	24	18	5
Black	24	9	3
Hispanic	1	1	0
Non-Hispanic	23	8	3
Unknown ethnicity	0	0	0
Other	31	10	5
Hispanic	9	3	2
Non-Hispanic	19	4	3
Unknown ethnicity	3	3	0
Unknown race	30	4	2
Hispanic	0	0	0
Non-Hispanic	2	1	1
Unknown ethnicity	28	3	1
<b>Total</b>	<b>410</b>	<b>136</b>	<b>57</b>

## Outcomes for Florida residents

<b>Sarasota</b>		
Hospitalizations	136	(33% of all cases)
Deaths	57	(14% of all cases)
<b>Statewide</b>		
Hospitalizations	7,171	(18% of all cases)
Deaths	1,721	(4% of all cases)

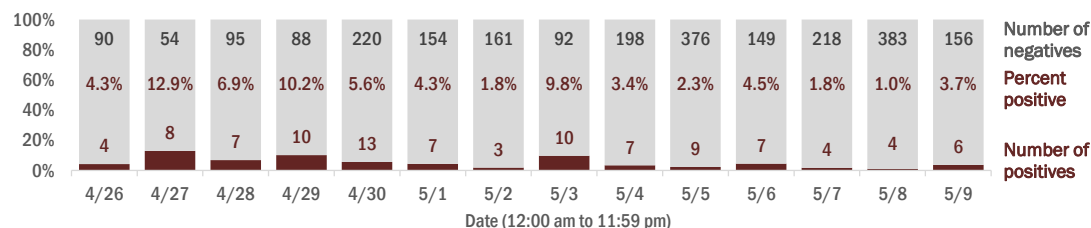
**Hospitalization** counts include anyone who was hospitalized at some point during their illness. It does not reflect the number of people currently hospitalized.

**Other race** includes any person with a race of American Indian/Alaskan native, Asian, native Hawaiian/Pacific Islander, or other.

## Laboratory testing for Florida residents and non-Florida residents over the past 2 weeks

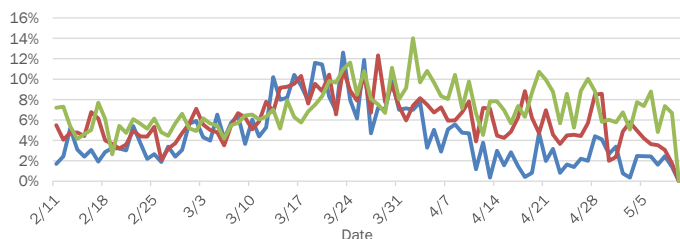
### Number and percent of positive labs

These counts include the number of people for whom the department received laboratory results by day. This percent is the number of people who test positive for the first time divided by all the people tested that day, excluding people who have previously tested positive.

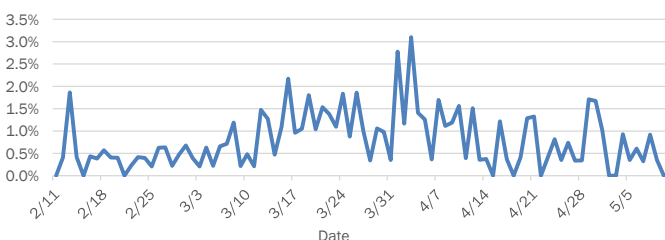


## Emergency department (ED) chief complaint and admission data for Sarasota County

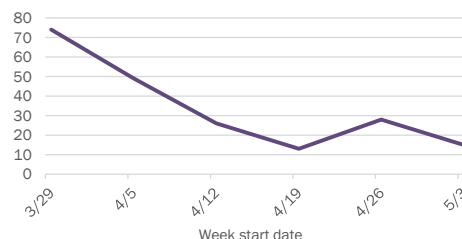
### Daily percent of ED visits mentioning cough, fever, or shortness of breath



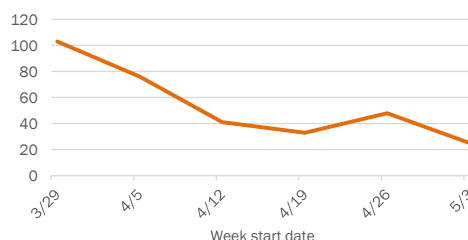
### Daily percent of ED visits resulting in cough-associated admissions



### Weekly count of ED visits for influenza-like illness



### Weekly count of ED visits for COVID-like illness



The Electronic Surveillance System for the Early Notification of Community-Based Epidemics (ESSENCE-FL) includes chief complaint data from 213 of 214 Florida EDs. Data are transmitted electronically to ESSENCE-FL daily or hourly.

# Coronavirus: summary for Seminole County

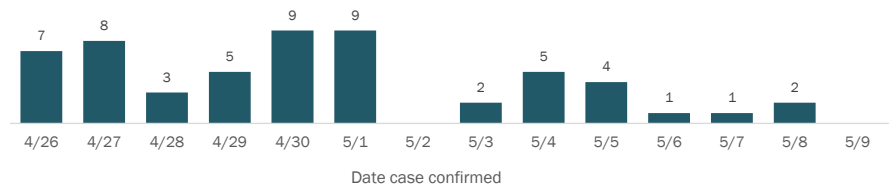
Data for May 10, 2020 (verified at 10 AM)

Data in this report are provisional and subject to change.

## Confirmed cases

<b>Total cases</b>	<b>415</b>
Florida residents	409
Non-Florida residents	6
<b>Gender for Florida residents</b>	
Men	188
Women	221
Unknown	0
<b>Age for Florida residents</b>	
Range	0 - 100
Median age	47

## Cases confirmed in Florida residents per day



Race, ethnicity	Cases	Hospitalizations	Deaths
White	304	67	11
Hispanic	135	32	5
Non-Hispanic	168	34	6
Unknown ethnicity	1	1	0
Black	60	12	0
Hispanic	0	0	0
Non-Hispanic	59	12	0
Unknown ethnicity	1	0	0
Other	45	16	0
Hispanic	17	5	0
Non-Hispanic	28	11	0
Unknown ethnicity	0	0	0
Unknown race	0	0	0
Hispanic	0	0	0
Non-Hispanic	0	0	0
Unknown ethnicity	0	0	0
<b>Total</b>	<b>409</b>	<b>95</b>	<b>11</b>

## Outcomes for Florida residents

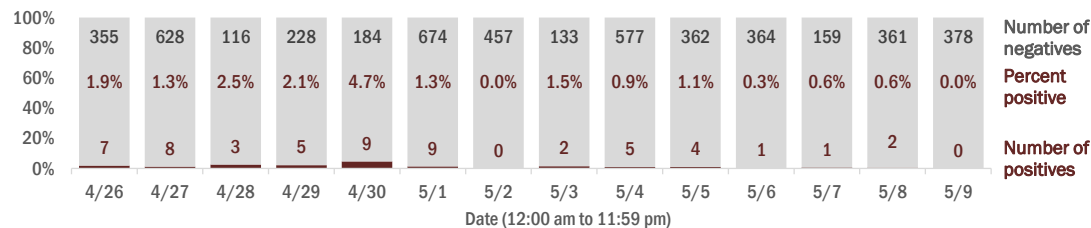
<b>Seminole</b>		
Hospitalizations	95	(23% of all cases)
Deaths	11	(3% of all cases)
<b>Statewide</b>		
Hospitalizations	7,171	(18% of all cases)
Deaths	1,721	(4% of all cases)

**Hospitalization** counts include anyone who was hospitalized at some point during their illness. It does not reflect the number of people currently hospitalized.  
**Other race** includes any person with a race of American Indian/Alaskan native, Asian, native Hawaiian/Pacific Islander, or other.

## Laboratory testing for Florida residents and non-Florida residents over the past 2 weeks

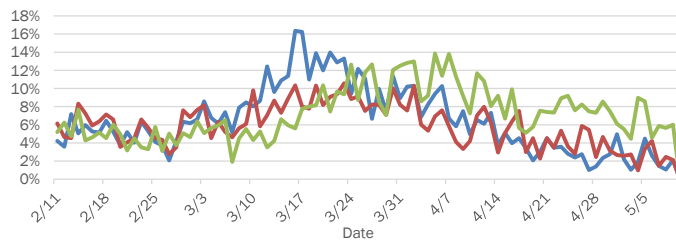
### Number and percent of positive labs

These counts include the number of people for whom the department received laboratory results by day. This percent is the number of people who test positive for the first time divided by all the people tested that day, excluding people who have previously tested positive.

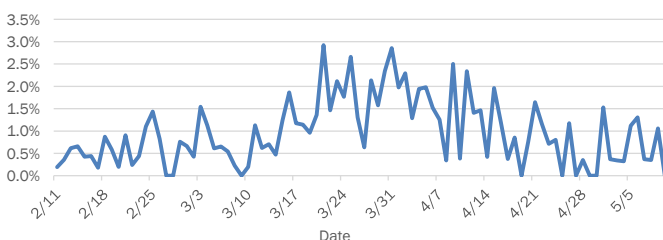


## Emergency department (ED) chief complaint and admission data for Seminole County

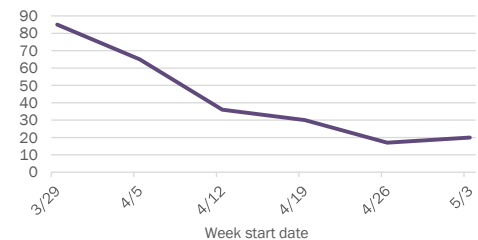
### Daily percent of ED visits mentioning cough, fever, or shortness of breath



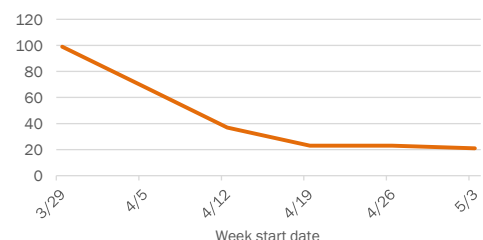
### Daily percent of ED visits resulting in cough-associated admissions



### Weekly count of ED visits for influenza-like illness



### Weekly count of ED visits for COVID-like illness



The Electronic Surveillance System for the Early Notification of Community-Based Epidemics (ESSENCE-FL) includes chief complaint data from 213 of 214 Florida EDs. Data are transmitted electronically to ESSENCE-FL daily or hourly.



# Coronavirus: summary for St. Johns County

Data for May 10, 2020 (verified at 10 AM)

Data in this report are provisional and subject to change.

## Confirmed cases

<b>Total cases</b>	<b>222</b>
Florida residents	213
Non-Florida residents	9

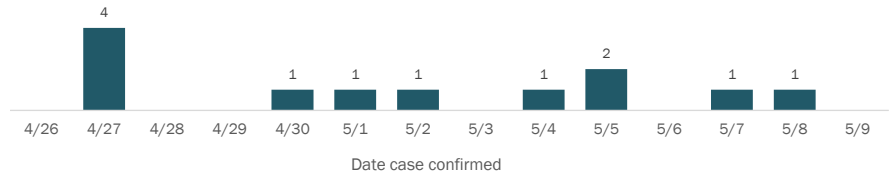
## Gender for Florida residents

Men	108
Women	105
Unknown	0

## Age for Florida residents

Range	2 - 97
Median age	52

## Cases confirmed in Florida residents per day



Race, ethnicity	Cases	Hospitalizations	Deaths
White	164	31	4
Hispanic	10	2	0
Non-Hispanic	149	29	4
Unknown ethnicity	5	0	0
Black	13	0	0
Hispanic	0	0	0
Non-Hispanic	12	0	0
Unknown ethnicity	1	0	0
Other	14	4	0
Hispanic	1	0	0
Non-Hispanic	11	3	0
Unknown ethnicity	2	1	0
Unknown race	22	1	0
Hispanic	2	0	0
Non-Hispanic	0	0	0
Unknown ethnicity	20	1	0
<b>Total</b>	<b>213</b>	<b>36</b>	<b>4</b>

## Outcomes for Florida residents

<b>St. Johns</b>		
Hospitalizations	36	(17% of all cases)
Deaths	4	(2% of all cases)

<b>Statewide</b>		
Hospitalizations	7,171	(18% of all cases)
Deaths	1,721	(4% of all cases)

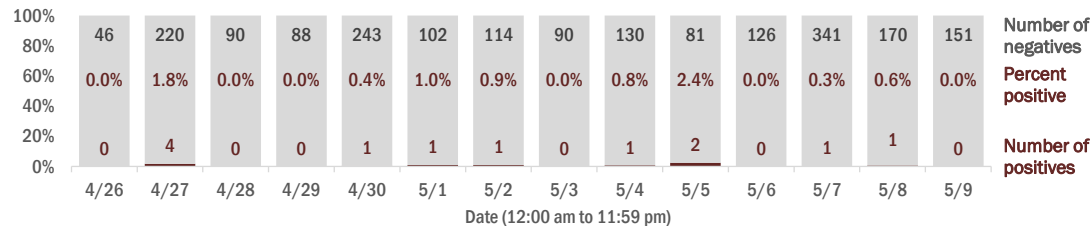
**Hospitalization** counts include anyone who was hospitalized at some point during their illness. It does not reflect the number of people currently hospitalized.

**Other race** includes any person with a race of American Indian/Alaskan native, Asian, native Hawaiian/Pacific Islander, or other.

## Laboratory testing for Florida residents and non-Florida residents over the past 2 weeks

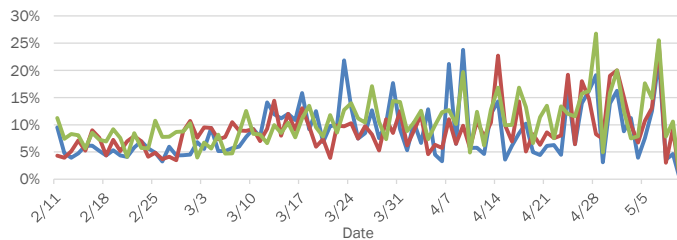
### Number and percent of positive labs

These counts include the number of people for whom the department received laboratory results by day. This percent is the number of people who test positive for the first time divided by all the people tested that day, excluding people who have previously tested positive.

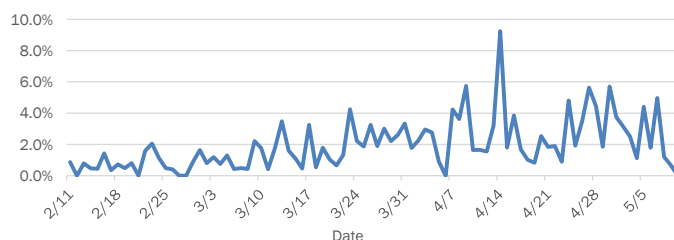


## Emergency department (ED) chief complaint and admission data for St. Johns County

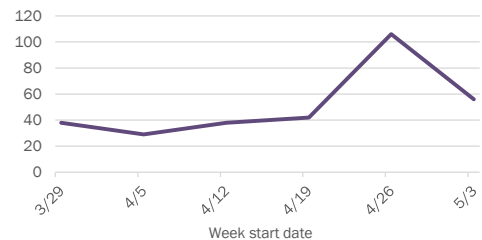
### Daily percent of ED visits mentioning cough, fever, or shortness of breath



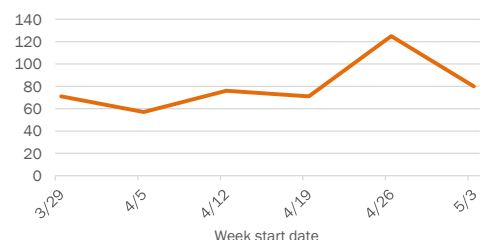
### Daily percent of ED visits resulting in cough-associated admissions



### Weekly count of ED visits for influenza-like illness



### Weekly count of ED visits for COVID-like illness



The Electronic Surveillance System for the Early Notification of Community-Based Epidemics (ESSENCE-FL) includes chief complaint data from 213 of 214 Florida EDs. Data are transmitted electronically to ESSENCE-FL daily or hourly.

# Coronavirus: summary for St. Lucie County

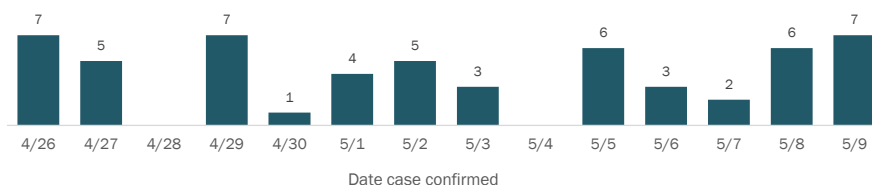
Data for May 10, 2020 (verified at 10 AM)

Data in this report are provisional and subject to change.

## Confirmed cases

<b>Total cases</b>	<b>282</b>
Florida residents	273
Non-Florida residents	9
<b>Gender for Florida residents</b>	
Men	114
Women	159
Unknown	0
<b>Age for Florida residents</b>	
Range	3 - 97
Median age	57

## Cases confirmed in Florida residents per day



Race, ethnicity	Cases	Hospitalizations	Deaths
White	158	54	18
Hispanic	28	6	1
Non-Hispanic	127	48	17
Unknown ethnicity	3	0	0
Black	62	16	4
Hispanic	1	1	0
Non-Hispanic	59	14	4
Unknown ethnicity	2	1	0
Other	21	5	1
Hispanic	8	1	0
Non-Hispanic	12	3	1
Unknown ethnicity	1	1	0
Unknown race	32	4	2
Hispanic	0	0	0
Non-Hispanic	1	0	0
Unknown ethnicity	31	4	2
<b>Total</b>	<b>273</b>	<b>79</b>	<b>25</b>

## Outcomes for Florida residents

<b>St. Lucie</b>		
Hospitalizations	79	(29% of all cases)
Deaths	25	(9% of all cases)
<b>Statewide</b>		
Hospitalizations	7,171	(18% of all cases)
Deaths	1,721	(4% of all cases)

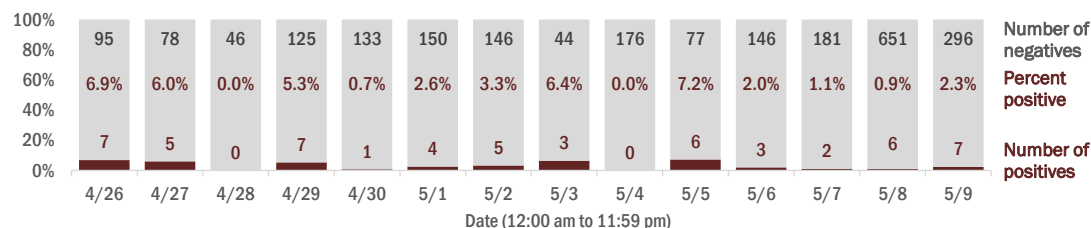
**Hospitalization** counts include anyone who was hospitalized at some point during their illness. It does not reflect the number of people currently hospitalized.

**Other race** includes any person with a race of American Indian/Alaskan native, Asian, native Hawaiian/Pacific Islander, or other.

## Laboratory testing for Florida residents and non-Florida residents over the past 2 weeks

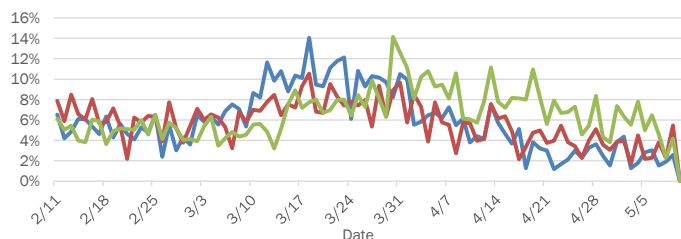
### Number and percent of positive labs

These counts include the number of people for whom the department received laboratory results by day. This percent is the number of people who test positive for the first time divided by all the people tested that day, excluding people who have previously tested positive.

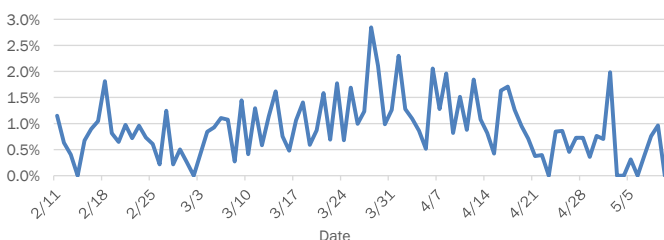


## Emergency department (ED) chief complaint and admission data for St. Lucie County

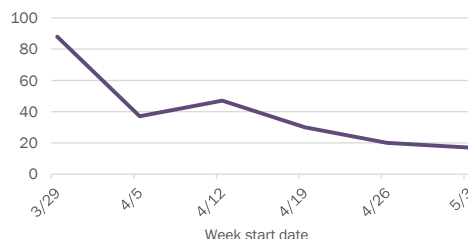
### Daily percent of ED visits mentioning cough, fever, or shortness of breath



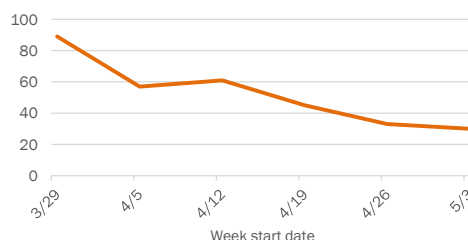
### Daily percent of ED visits resulting in cough-associated admissions



### Weekly count of ED visits for influenza-like illness



### Weekly count of ED visits for COVID-like illness



The Electronic Surveillance System for the Early Notification of Community-Based Epidemics (ESSENCE-FL) includes chief complaint data from 213 of 214 Florida EDs. Data are transmitted electronically to ESSENCE-FL daily or hourly.

# Coronavirus: summary for Sumter County

Data for May 10, 2020 (verified at 10 AM)

Data in this report are provisional and subject to change.

## Confirmed cases

**Total cases** 244

Florida residents 241

Non-Florida residents 3

## Gender for Florida residents

Men 175

Women 66

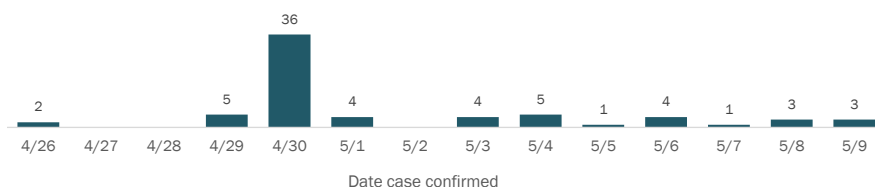
Unknown 0

## Age for Florida residents

Range 17 - 92

Median age 65

## Cases confirmed in Florida residents per day



Race, ethnicity	Cases	Hospitalizations	Deaths
White	201	36	13
Hispanic	12	3	0
Non-Hispanic	185	33	12
Unknown ethnicity	4	0	1
Black	30	4	0
Hispanic	0	0	0
Non-Hispanic	30	4	0
Unknown ethnicity	0	0	0
Other	5	1	1
Hispanic	2	0	0
Non-Hispanic	3	1	1
Unknown ethnicity	0	0	0
Unknown race	5	1	0
Hispanic	0	0	0
Non-Hispanic	0	0	0
Unknown ethnicity	5	1	0
<b>Total</b>	<b>241</b>	<b>42</b>	<b>14</b>

## Outcomes for Florida residents

### Sumter

Hospitalizations 42 (17% of all cases)

Deaths 14 (6% of all cases)

### Statewide

Hospitalizations 7,171 (18% of all cases)

Deaths 1,721 (4% of all cases)

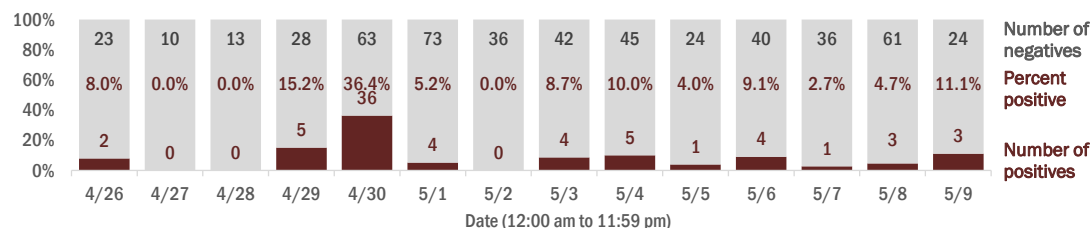
**Hospitalization** counts include anyone who was hospitalized at some point during their illness. It does not reflect the number of people currently hospitalized.

**Other race** includes any person with a race of American Indian/Alaskan native, Asian, native Hawaiian/Pacific Islander, or other.

## Laboratory testing for Florida residents and non-Florida residents over the past 2 weeks

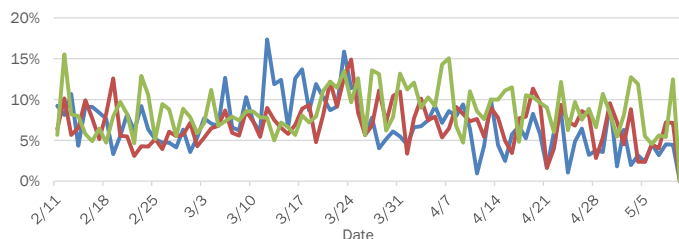
### Number and percent of positive labs

These counts include the number of people for whom the department received laboratory results by day. This percent is the number of people who test positive for the first time divided by all the people tested that day, excluding people who have previously tested positive.

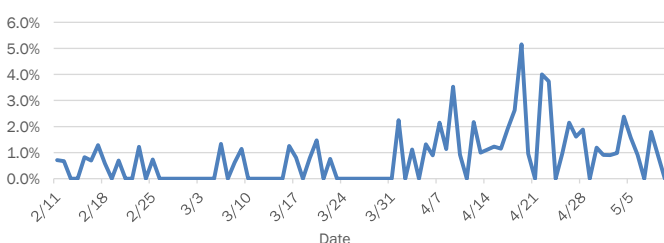


## Emergency department (ED) chief complaint and admission data for Sumter County

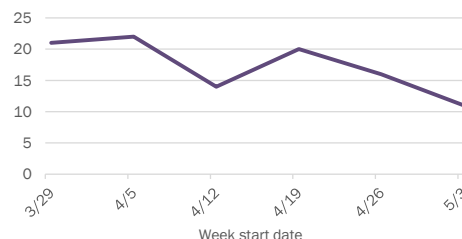
### Daily percent of ED visits mentioning cough, fever, or shortness of breath



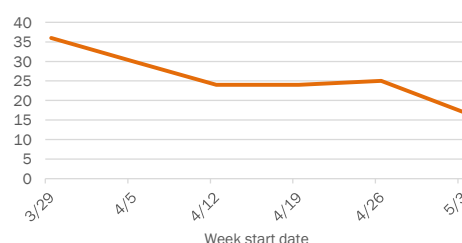
### Daily percent of ED visits resulting in cough-associated admissions



### Weekly count of ED visits for influenza-like illness



### Weekly count of ED visits for COVID-like illness



The Electronic Surveillance System for the Early Notification of Community-Based Epidemics (ESSENCE-FL) includes chief complaint data from 213 of 214 Florida EDs. Data are transmitted electronically to ESSENCE-FL daily or hourly.

# Coronavirus: summary for Suwannee County

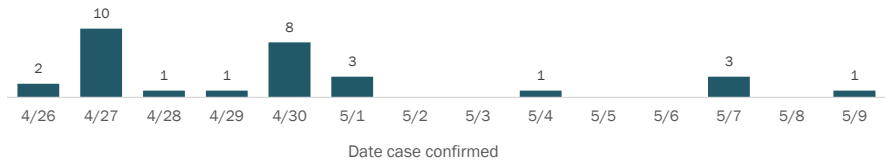
Data for May 10, 2020 (verified at 10 AM)

Data in this report are provisional and subject to change.

## Confirmed cases

<b>Total cases</b>	<b>146</b>
Florida residents	146
Non-Florida residents	0
<b>Gender for Florida residents</b>	
Men	45
Women	101
Unknown	0
<b>Age for Florida residents</b>	
Range	5 - 102
Median age	63

## Cases confirmed in Florida residents per day



Race, ethnicity	Cases	Hospitalizations	Deaths
White	98	25	15
Hispanic	6	2	1
Non-Hispanic	92	23	14
Unknown ethnicity	0	0	0
Black	40	9	3
Hispanic	0	0	0
Non-Hispanic	39	8	3
Unknown ethnicity	1	1	0
Other	1	0	0
Hispanic	1	0	0
Non-Hispanic	0	0	0
Unknown ethnicity	0	0	0
Unknown race	7	1	0
Hispanic	0	0	0
Non-Hispanic	0	0	0
Unknown ethnicity	7	1	0
<b>Total</b>	<b>146</b>	<b>35</b>	<b>18</b>

## Outcomes for Florida residents

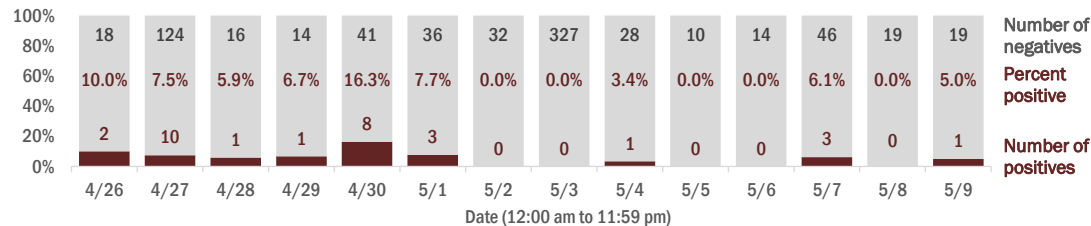
<b>Suwannee</b>		
Hospitalizations	35	(24% of all cases)
Deaths	18	(12% of all cases)
<b>Statewide</b>		
Hospitalizations	7,171	(18% of all cases)
Deaths	1,721	(4% of all cases)

**Hospitalization** counts include anyone who was hospitalized at some point during their illness. It does not reflect the number of people currently hospitalized.  
**Other race** includes any person with a race of American Indian/Alaskan native, Asian, native Hawaiian/Pacific Islander, or other.

## Laboratory testing for Florida residents and non-Florida residents over the past 2 weeks

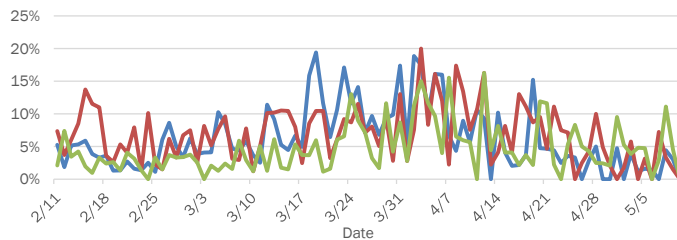
### Number and percent of positive labs

These counts include the number of people for whom the department received laboratory results by day. This percent is the number of people who test positive for the first time divided by all the people tested that day, excluding people who have previously tested positive.

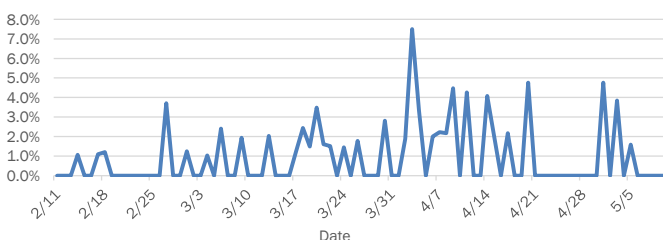


## Emergency department (ED) chief complaint and admission data for Suwannee County

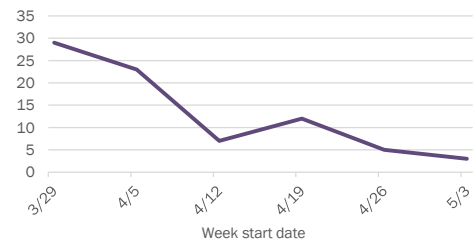
### Daily percent of ED visits mentioning cough, fever, or shortness of breath



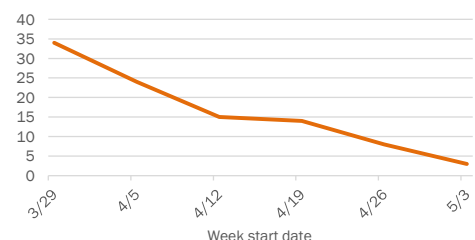
### Daily percent of ED visits resulting in cough-associated admissions



### Weekly count of ED visits for influenza-like illness



### Weekly count of ED visits for COVID-like illness



The Electronic Surveillance System for the Early Notification of Community-Based Epidemics (ESSENCE-FL) includes chief complaint data from 213 of 214 Florida EDs. Data are transmitted electronically to ESSENCE-FL daily or hourly.

# Coronavirus: summary for Taylor County

Data for May 10, 2020 (verified at 10 AM)

Data in this report are provisional and subject to change.

## Confirmed cases

**Total cases** 3

Florida residents 3

Non-Florida residents 0

## Gender for Florida residents

Men 0

Women 3

Unknown 0

## Age for Florida residents

Range 29 - 60

Median age 47

## Cases confirmed in Florida residents per day



Race, ethnicity	Cases	Hospitalizations	Deaths
White	3	0	0
Hispanic	0	0	0
Non-Hispanic	3	0	0
Unknown ethnicity	0	0	0
Black	0	0	0
Hispanic	0	0	0
Non-Hispanic	0	0	0
Unknown ethnicity	0	0	0
Other	0	0	0
Hispanic	0	0	0
Non-Hispanic	0	0	0
Unknown ethnicity	0	0	0
Unknown race	0	0	0
Hispanic	0	0	0
Non-Hispanic	0	0	0
Unknown ethnicity	0	0	0
<b>Total</b>	<b>3</b>	<b>0</b>	<b>0</b>

## Outcomes for Florida residents

### Taylor

Hospitalizations 0 (0% of all cases)

Deaths 0 (0% of all cases)

### Statewide

Hospitalizations 7,171 (18% of all cases)

Deaths 1,721 (4% of all cases)

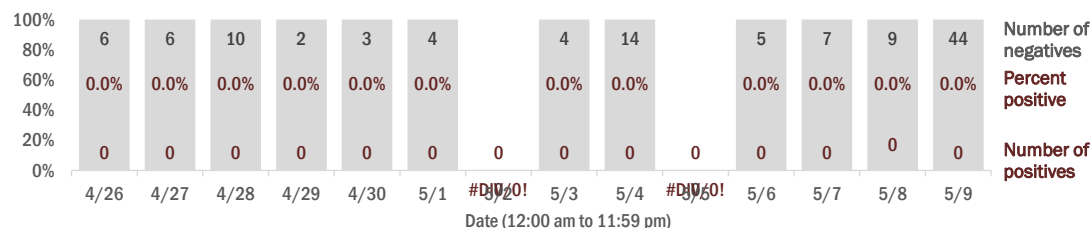
**Hospitalization** counts include anyone who was hospitalized at some point during their illness. It does not reflect the number of people currently hospitalized.

**Other race** includes any person with a race of American Indian/Alaskan native, Asian, native Hawaiian/Pacific Islander, or other.

## Laboratory testing for Florida residents and non-Florida residents over the past 2 weeks

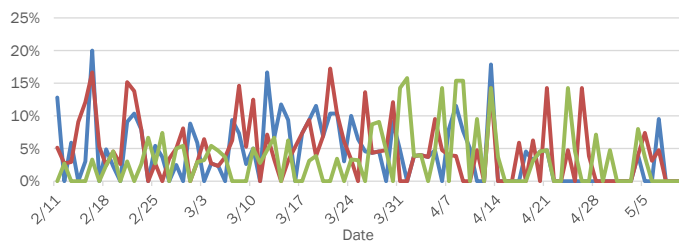
### Number and percent of positive labs

These counts include the number of people for whom the department received laboratory results by day. This percent is the number of people who test positive for the first time divided by all the people tested that day, excluding people who have previously tested positive.

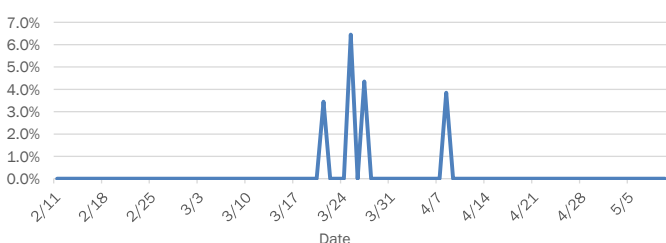


## Emergency department (ED) chief complaint and admission data for Taylor County

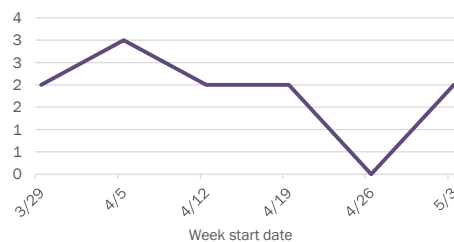
### Daily percent of ED visits mentioning cough, fever, or shortness of breath



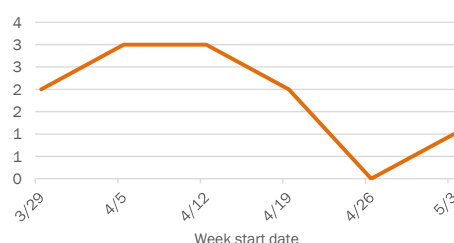
### Daily percent of ED visits resulting in cough-associated admissions



### Weekly count of ED visits for influenza-like illness



### Weekly count of ED visits for COVID-like illness



The Electronic Surveillance System for the Early Notification of Community-Based Epidemics (ESSENCE-FL) includes chief complaint data from 213 of 214 Florida EDs. Data are transmitted electronically to ESSENCE-FL daily or hourly.

# Coronavirus: summary for Union County

Data for May 10, 2020 (verified at 10 AM)

Data in this report are provisional and subject to change.

## Confirmed cases

**Total cases** 6

Florida residents 6

Non-Florida residents 0

## Gender for Florida residents

Men 3

Women 3

Unknown 0

## Age for Florida residents

Range 25 - 60

Median age 55

## Cases confirmed in Florida residents per day



Race, ethnicity	Cases	Hospitalizations	Deaths
White	5	1	0
Hispanic	0	0	0
Non-Hispanic	5	1	0
Unknown ethnicity	0	0	0
Black	0	0	0
Hispanic	0	0	0
Non-Hispanic	0	0	0
Unknown ethnicity	0	0	0
Other	1	0	0
Hispanic	0	0	0
Non-Hispanic	1	0	0
Unknown ethnicity	0	0	0
Unknown race	0	0	0
Hispanic	0	0	0
Non-Hispanic	0	0	0
Unknown ethnicity	0	0	0
<b>Total</b>	<b>6</b>	<b>1</b>	<b>0</b>

## Outcomes for Florida residents

### Union

Hospitalizations 1 (17% of all cases)

Deaths 0 (0% of all cases)

### Statewide

Hospitalizations 7,171 (18% of all cases)

Deaths 1,721 (4% of all cases)

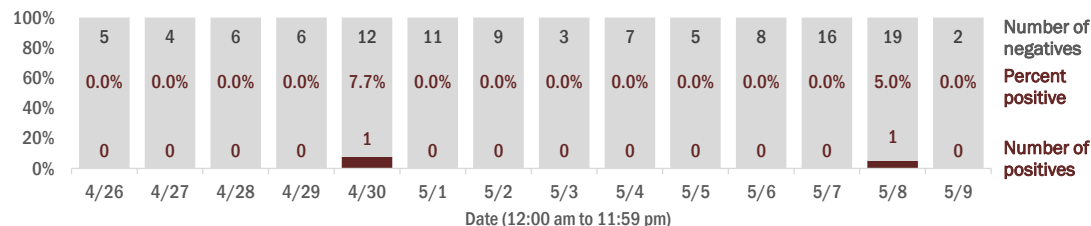
**Hospitalization** counts include anyone who was hospitalized at some point during their illness. It does not reflect the number of people currently hospitalized.

**Other race** includes any person with a race of American Indian/Alaskan native, Asian, native Hawaiian/Pacific Islander, or other.

## Laboratory testing for Florida residents and non-Florida residents over the past 2 weeks

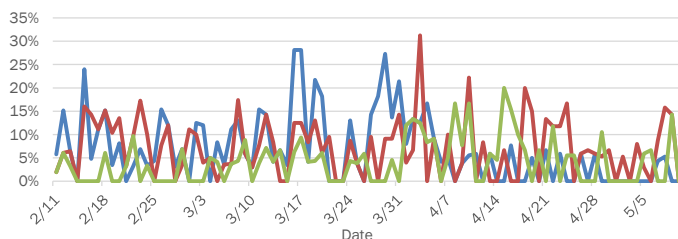
### Number and percent of positive labs

These counts include the number of people for whom the department received laboratory results by day. This percent is the number of people who test positive for the first time divided by all the people tested that day, excluding people who have previously tested positive.

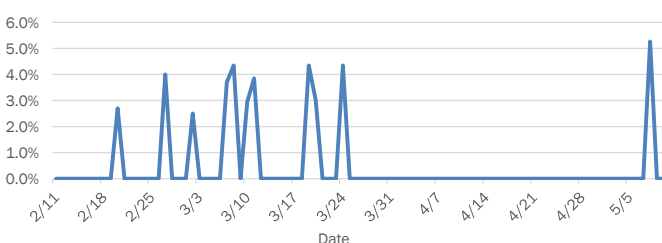


## Emergency department (ED) chief complaint and admission data for Union County

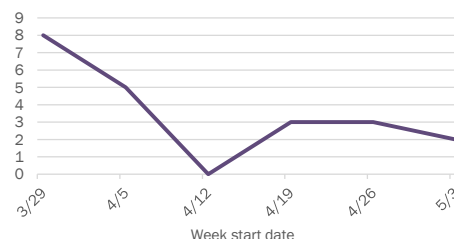
### Daily percent of ED visits mentioning cough, fever, or shortness of breath



### Daily percent of ED visits resulting in cough-associated admissions



### Weekly count of ED visits for influenza-like illness



### Weekly count of ED visits for COVID-like illness



The Electronic Surveillance System for the Early Notification of Community-Based Epidemics (ESSENCE-FL) includes chief complaint data from 213 of 214 Florida EDs. Data are transmitted electronically to ESSENCE-FL daily or hourly.

# Coronavirus: summary for Volusia County

Data for May 10, 2020 (verified at 10 AM)

Data in this report are provisional and subject to change.

## Confirmed cases

<b>Total cases</b>	<b>548</b>
Florida residents	536
Non-Florida residents	12

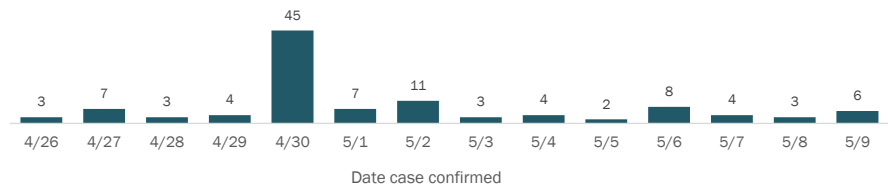
## Gender for Florida residents

Men	315
Women	221
Unknown	0

## Age for Florida residents

Range	0 - 102
Median age	54

## Cases confirmed in Florida residents per day



Race, ethnicity	Cases	Hospitalizations	Deaths
White	321	68	25
Hispanic	47	6	1
Non-Hispanic	263	60	24
Unknown ethnicity	11	2	0
Black	113	17	3
Hispanic	5	0	0
Non-Hispanic	107	17	3
Unknown ethnicity	1	0	0
Other	86	10	0
Hispanic	24	2	0
Non-Hispanic	51	7	0
Unknown ethnicity	11	1	0
Unknown race	16	2	0
Hispanic	0	0	0
Non-Hispanic	2	0	0
Unknown ethnicity	14	2	0
<b>Total</b>	<b>536</b>	<b>97</b>	<b>28</b>

## Outcomes for Florida residents

<b>Volusia</b>		
Hospitalizations	97	(18% of all cases)
Deaths	28	(5% of all cases)

<b>Statewide</b>		
Hospitalizations	7,171	(18% of all cases)
Deaths	1,721	(4% of all cases)

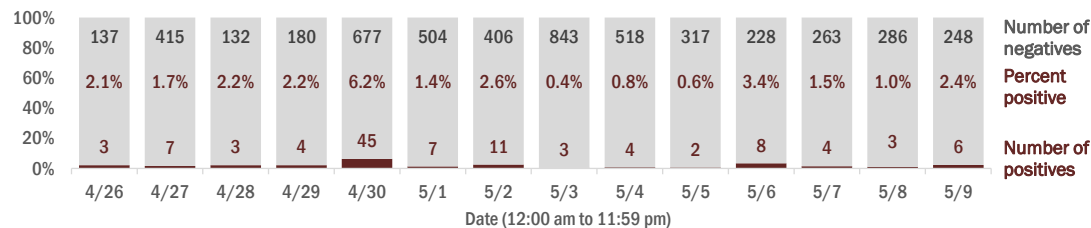
**Hospitalization** counts include anyone who was hospitalized at some point during their illness. It does not reflect the number of people currently hospitalized.

**Other race** includes any person with a race of American Indian/Alaskan native, Asian, native Hawaiian/Pacific Islander, or other.

## Laboratory testing for Florida residents and non-Florida residents over the past 2 weeks

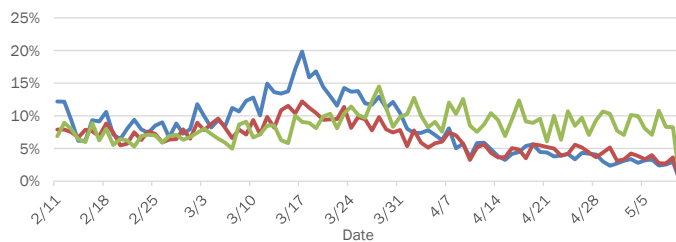
### Number and percent of positive labs

These counts include the number of people for whom the department received laboratory results by day. This percent is the number of people who test positive for the first time divided by all the people tested that day, excluding people who have previously tested positive.

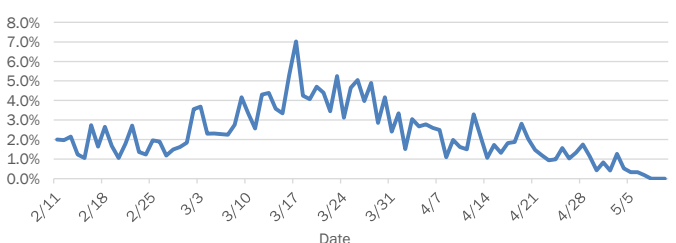


## Emergency department (ED) chief complaint and admission data for Volusia County

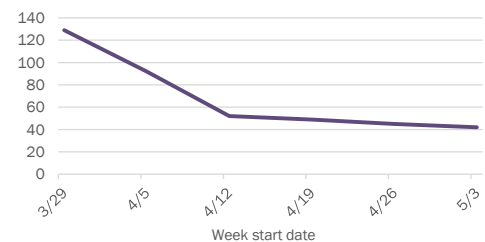
### Daily percent of ED visits mentioning cough, fever, or shortness of breath



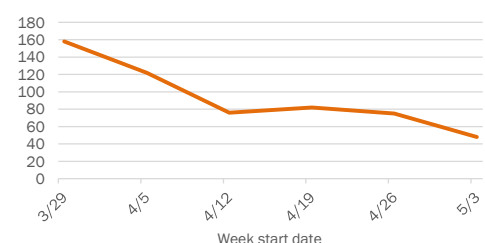
### Daily percent of ED visits resulting in cough-associated admissions



### Weekly count of ED visits for influenza-like illness



### Weekly count of ED visits for COVID-like illness



The Electronic Surveillance System for the Early Notification of Community-Based Epidemics (ESSENCE-FL) includes chief complaint data from 213 of 214 Florida EDs. Data are transmitted electronically to ESSENCE-FL daily or hourly.



# Coronavirus: summary for Wakulla County

Data for May 10, 2020 (verified at 10 AM)

Data in this report are provisional and subject to change.

## Confirmed cases

**Total cases** 29

Florida residents 27

Non-Florida residents 2

## Gender for Florida residents

Men 8

Women 19

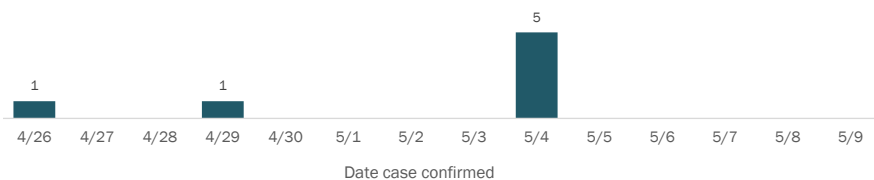
Unknown 0

## Age for Florida residents

Range 19 - 86

Median age 46

## Cases confirmed in Florida residents per day



Race, ethnicity	Cases	Hospitalizations	Deaths
White	12	2	1
Hispanic	0	0	0
Non-Hispanic	12	2	1
Unknown ethnicity	0	0	0
Black	13	2	0
Hispanic	0	0	0
Non-Hispanic	13	2	0
Unknown ethnicity	0	0	0
Other	2	1	0
Hispanic	0	0	0
Non-Hispanic	2	1	0
Unknown ethnicity	0	0	0
Unknown race	0	0	0
Hispanic	0	0	0
Non-Hispanic	0	0	0
Unknown ethnicity	0	0	0
<b>Total</b>	<b>27</b>	<b>5</b>	<b>1</b>

## Outcomes for Florida residents

<b>Wakulla</b>		
Hospitalizations	5	(19% of all cases)
Deaths	1	(4% of all cases)

<b>Statewide</b>		
Hospitalizations	7,171	(18% of all cases)
Deaths	1,721	(4% of all cases)

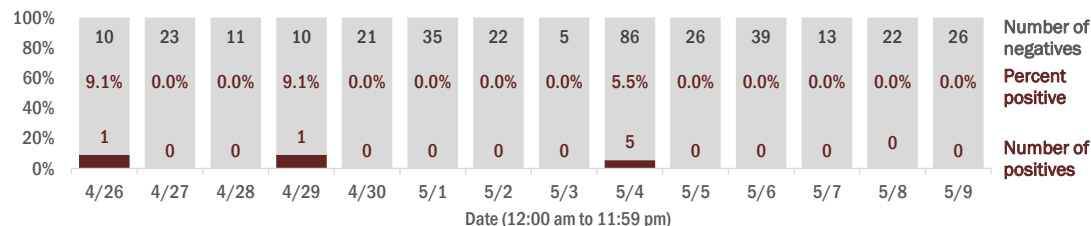
**Hospitalization** counts include anyone who was hospitalized at some point during their illness. It does not reflect the number of people currently hospitalized.

**Other race** includes any person with a race of American Indian/Alaskan native, Asian, native Hawaiian/Pacific Islander, or other.

## Laboratory testing for Florida residents and non-Florida residents over the past 2 weeks

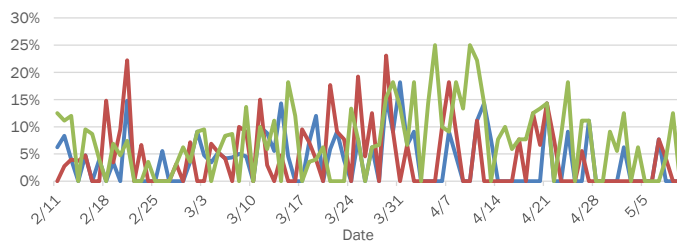
### Number and percent of positive labs

These counts include the number of people for whom the department received laboratory results by day. This percent is the number of people who test positive for the first time divided by all the people tested that day, excluding people who have previously tested positive.

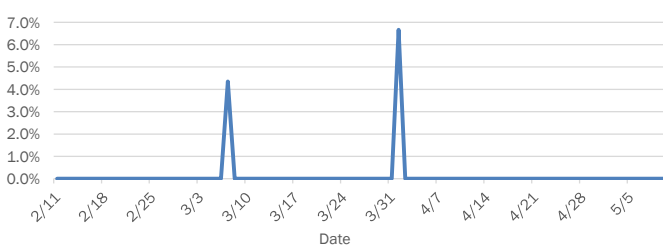


## Emergency department (ED) chief complaint and admission data for Wakulla County

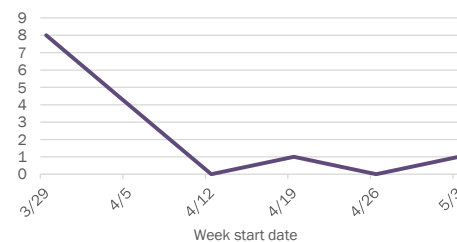
### Daily percent of ED visits mentioning cough, fever, or shortness of breath



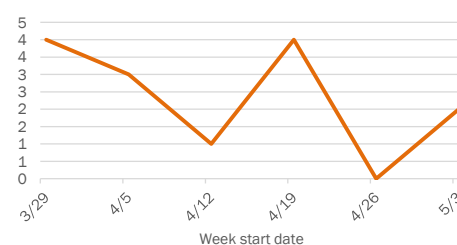
### Daily percent of ED visits resulting in cough-associated admissions



### Weekly count of ED visits for influenza-like illness



### Weekly count of ED visits for COVID-like illness



The Electronic Surveillance System for the Early Notification of Community-Based Epidemics (ESSENCE-FL) includes chief complaint data from 213 of 214 Florida EDs. Data are transmitted electronically to ESSENCE-FL daily or hourly.

# Coronavirus: summary for Walton County

Data for May 10, 2020 (verified at 10 AM)

Data in this report are provisional and subject to change.

## Confirmed cases

**Total cases** 61

Florida residents 50

Non-Florida residents 11

## Gender for Florida residents

Men 20

Women 30

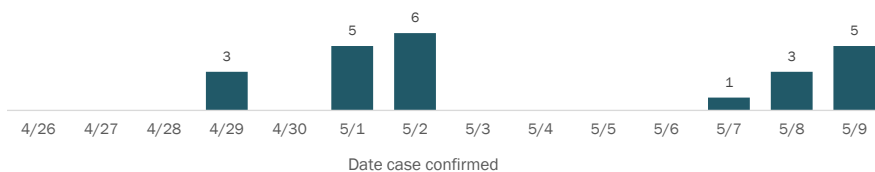
Unknown 0

## Age for Florida residents

Range 20 - 94

Median age 60

## Cases confirmed in Florida residents per day



Race, ethnicity	Cases	Hospitalizations	Deaths
White	47	9	2
Hispanic	1	0	0
Non-Hispanic	45	8	2
Unknown ethnicity	1	1	0
Black	3	0	0
Hispanic	0	0	0
Non-Hispanic	3	0	0
Unknown ethnicity	0	0	0
Other	0	0	0
Hispanic	0	0	0
Non-Hispanic	0	0	0
Unknown ethnicity	0	0	0
Unknown race	0	0	0
Hispanic	0	0	0
Non-Hispanic	0	0	0
Unknown ethnicity	0	0	0
<b>Total</b>	<b>50</b>	<b>9</b>	<b>2</b>

## Outcomes for Florida residents

### Walton

Hospitalizations 9 (18% of all cases)

Deaths 2 (4% of all cases)

### Statewide

Hospitalizations 7,171 (18% of all cases)

Deaths 1,721 (4% of all cases)

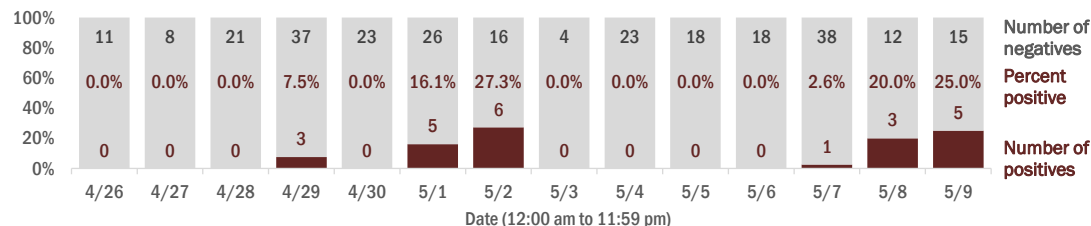
**Hospitalization** counts include anyone who was hospitalized at some point during their illness. It does not reflect the number of people currently hospitalized.

**Other race** includes any person with a race of American Indian/Alaskan native, Asian, native Hawaiian/Pacific Islander, or other.

## Laboratory testing for Florida residents and non-Florida residents over the past 2 weeks

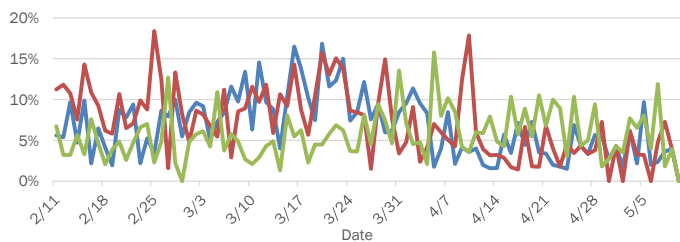
### Number and percent of positive labs

These counts include the number of people for whom the department received laboratory results by day. This percent is the number of people who test positive for the first time divided by all the people tested that day, excluding people who have previously tested positive.

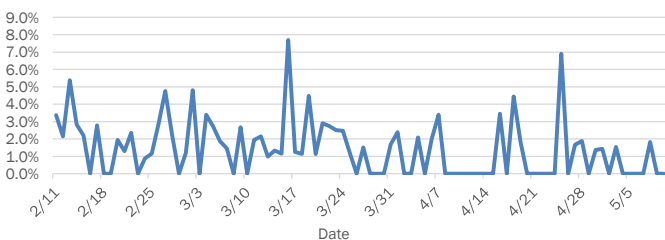


## Emergency department (ED) chief complaint and admission data for Walton County

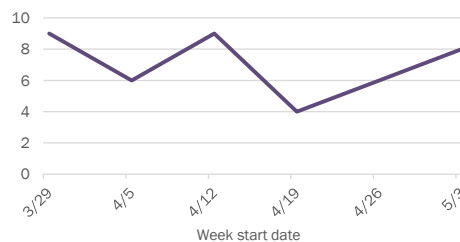
### Daily percent of ED visits mentioning cough, fever, or shortness of breath



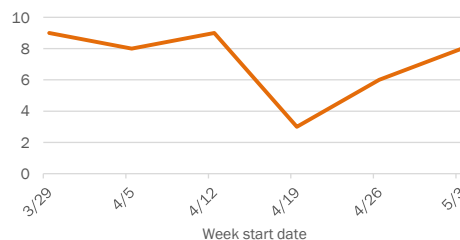
### Daily percent of ED visits resulting in cough-associated admissions



### Weekly count of ED visits for influenza-like illness



### Weekly count of ED visits for COVID-like illness



The Electronic Surveillance System for the Early Notification of Community-Based Epidemics (ESSENCE-FL) includes chief complaint data from 213 of 214 Florida EDs. Data are transmitted electronically to ESSENCE-FL daily or hourly.

# Coronavirus: summary for Washington County

Data for May 10, 2020 (verified at 10 AM)

Data in this report are provisional and subject to change.

## Confirmed cases

Total cases		12	Cases confirmed in Florida residents per day														
Florida residents		12															
Non-Florida residents		0															
Gender for Florida residents																	
Men		7															
Women		5															
Unknown		0															
Age for Florida residents																	
Range		25 - 62	4/26	4/27	4/28	4/29	4/30	5/1	5/2	5/3	5/4	5/5	5/6	5/7	5/8	5/9	Date case confirmed
Median age		55															

Race, ethnicity	Cases	Hospitalizations	Deaths
White	12 100%	1 100%	0 N/A
Hispanic	0 0%	0 0%	0 N/A
Non-Hispanic	12 100%	1 100%	0 N/A
Unknown ethnicity	0 0%	0 0%	0 N/A
Black	0 0%	0 0%	0 N/A
Hispanic	0 0%	0 0%	0 N/A
Non-Hispanic	0 0%	0 0%	0 N/A
Unknown ethnicity	0 0%	0 0%	0 N/A
Other	0 0%	0 0%	0 N/A
Hispanic	0 0%	0 0%	0 N/A
Non-Hispanic	0 0%	0 0%	0 N/A
Unknown ethnicity	0 0%	0 0%	0 N/A
Unknown race	0 0%	0 0%	0 N/A
Hispanic	0 0%	0 0%	0 N/A
Non-Hispanic	0 0%	0 0%	0 N/A
Unknown ethnicity	0 0%	0 0%	0 N/A
<b>Total</b>	<b>12</b>	<b>1</b>	<b>0</b>

## Outcomes for Florida residents

<b>Washington</b>		
Hospitalizations	1	(8% of all cases)
Deaths	0	(0% of all cases)
<b>Statewide</b>		
Hospitalizations	7,171	(18% of all cases)
Deaths	1,721	(4% of all cases)


**Hospitalization** counts include anyone who was hospitalized at some point during their illness. It does not reflect the number of people currently hospitalized.

**Other race** includes any person with a race of American Indian/Alaskan native, Asian, native Hawaiian/Pacific Islander, or other.

## Laboratory testing for Florida residents and non-Florida residents over the past 2 weeks

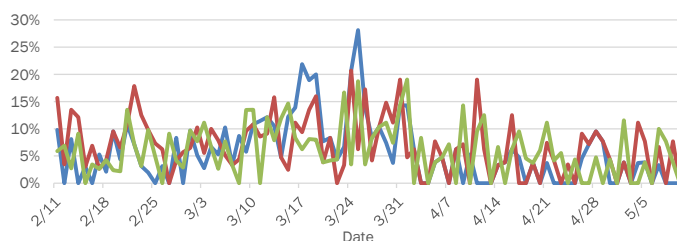
### Number and percent of positive labs

These counts include the number of people for whom the department received laboratory results by day. This percent is the number of people who test positive for the first time divided by all the people tested that day, excluding people who have previously tested positive.

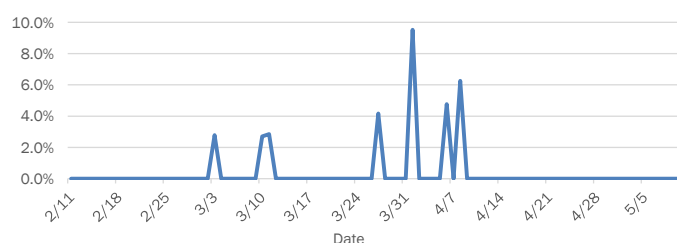


## Emergency department (ED) chief complaint and admission data for Washington County

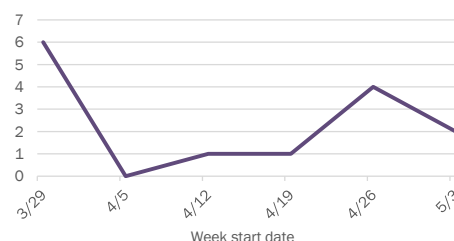
### Daily percent of ED visits mentioning cough, fever, or shortness of breath



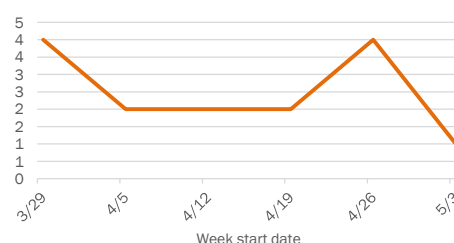
### Daily percent of ED visits resulting in cough-associated admissions



### Weekly count of ED visits for influenza-like illness



### Weekly count of ED visits for COVID-like illness



The Electronic Surveillance System for the Early Notification of Community-Based Epidemics (ESSENCE-FL) includes chief complaint data from 213 of 214 Florida EDs. Data are transmitted electronically to ESSENCE-FL daily or hourly.