

Coronavirus: summary for Alachua County

Data for May 8, 2020 (verified at 10 AM)

Data in this report are provisional and subject to change.

Confirmed cases

Total cases 306

Florida residents 292

Non-Florida residents 14

Gender for Florida residents

Men 119

Women 173

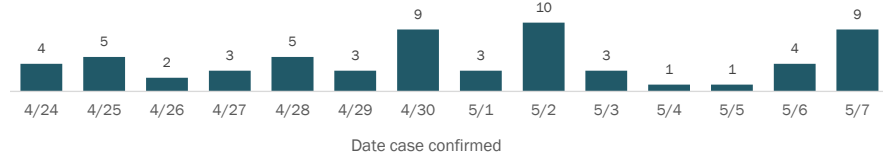
Unknown 0

Age for Florida residents

Range 2 - 94

Median age 49

Cases confirmed in Florida residents per day



Race, ethnicity

	Cases	Hospitalizations	Deaths
White	119	24	2
Hispanic	11	0	0
Non-Hispanic	103	23	2
Unknown ethnicity	5	1	0
Black	99	25	3
Hispanic	1	0	0
Non-Hispanic	97	25	3
Unknown ethnicity	1	0	0
Other	20	0	0
Hispanic	7	0	0
Non-Hispanic	11	0	0
Unknown ethnicity	2	0	0
Unknown race	54	8	0
Hispanic	2	0	0
Non-Hispanic	0	0	0
Unknown ethnicity	52	8	0
Total	292	57	5

Hospitalization counts include anyone who was hospitalized at some point during their illness. It does not reflect the number of people currently hospitalized.

Other race includes any person with a race of American Indian/Alaskan native, Asian, native Hawaiian/Pacific Islander, or other.

Outcomes for Florida residents

Alachua

Hospitalizations	57	(20% of all cases)
Deaths	5	(2% of all cases)

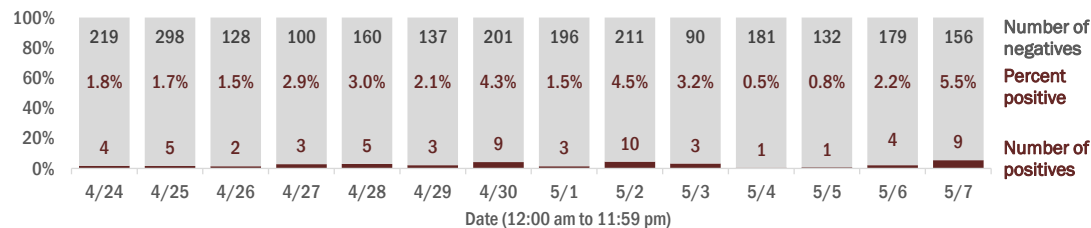
Statewide

Hospitalizations	6,929	(18% of all cases)
Deaths	1,669	(4% of all cases)

Laboratory testing for Florida residents and non-Florida residents over the past 2 weeks

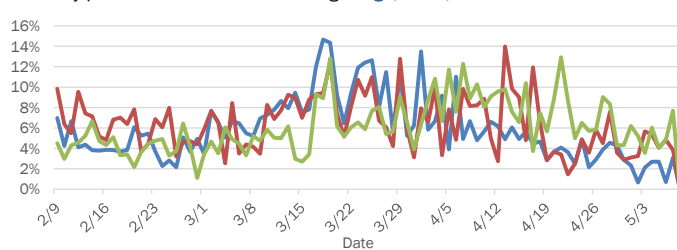
Number and percent of positive labs

These counts include the number of people for whom the department received laboratory results by day. This percent is the number of people who test positive for the first time divided by all the people tested that day, excluding people who have previously tested positive.

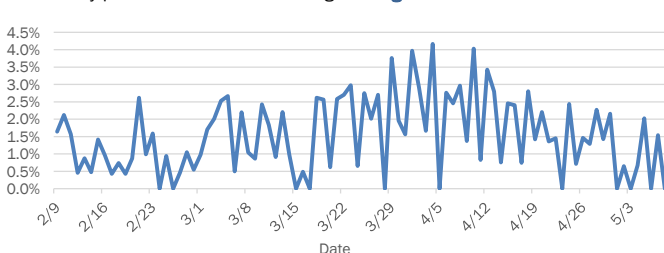


Emergency department (ED) chief complaint and admission data for Alachua County

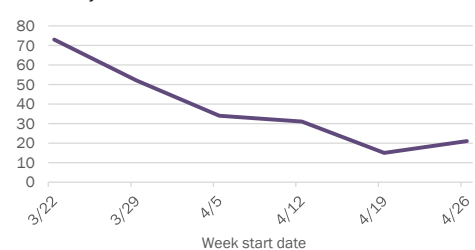
Daily percent of ED visits mentioning cough, fever, or shortness of breath



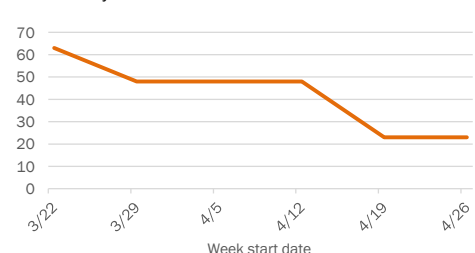
Daily percent of ED visits resulting in cough-associated admissions



Weekly count of ED visits for influenza-like illness



Weekly count of ED visits for COVID-like illness



The Electronic Surveillance System for the Early Notification of Community-Based Epidemics (ESSENCE-FL) includes chief complaint data from 213 of 214 Florida EDs. Data are transmitted electronically to ESSENCE-FL daily or hourly.

Coronavirus: summary for Bay County

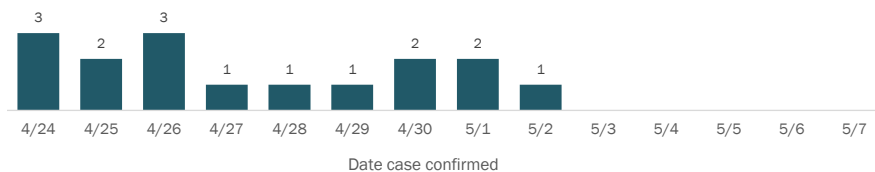
Data for May 8, 2020 (verified at 10 AM)

Data in this report are provisional and subject to change.

Confirmed cases

Total cases	76
Florida residents	75
Non-Florida residents	1
Gender for Florida residents	
Men	45
Women	30
Unknown	0
Age for Florida residents	
Range	2 - 93
Median age	48

Cases confirmed in Florida residents per day



Race, ethnicity	Cases	Hospitalizations	Deaths
White	58 <div><div></div></div> 77%	7 <div><div></div></div> 78%	3 <div><div></div></div> 100%
Hispanic	15 <div><div></div></div> 20%	1 <div><div></div></div> 11%	0 <div><div></div></div> 0%
Non-Hispanic	41 <div><div></div></div> 55%	6 <div><div></div></div> 67%	3 <div><div></div></div> 100%
Unknown ethnicity	2 <div><div></div></div> 3%	0 <div><div></div></div> 0%	0 <div><div></div></div> 0%
Black	9 <div><div></div></div> 12%	2 <div><div></div></div> 22%	0 <div><div></div></div> 0%
Hispanic	0 <div><div></div></div> 0%	0 <div><div></div></div> 0%	0 <div><div></div></div> 0%
Non-Hispanic	9 <div><div></div></div> 12%	2 <div><div></div></div> 22%	0 <div><div></div></div> 0%
Unknown ethnicity	0 <div><div></div></div> 0%	0 <div><div></div></div> 0%	0 <div><div></div></div> 0%
Other	4 <div><div></div></div> 5%	0 <div><div></div></div> 0%	0 <div><div></div></div> 0%
Hispanic	3 <div><div></div></div> 4%	0 <div><div></div></div> 0%	0 <div><div></div></div> 0%
Non-Hispanic	0 <div><div></div></div> 0%	0 <div><div></div></div> 0%	0 <div><div></div></div> 0%
Unknown ethnicity	1 <div><div></div></div> 1%	0 <div><div></div></div> 0%	0 <div><div></div></div> 0%
Unknown race	4 <div><div></div></div> 5%	0 <div><div></div></div> 0%	0 <div><div></div></div> 0%
Hispanic	0 <div><div></div></div> 0%	0 <div><div></div></div> 0%	0 <div><div></div></div> 0%
Non-Hispanic	0 <div><div></div></div> 0%	0 <div><div></div></div> 0%	0 <div><div></div></div> 0%
Unknown ethnicity	4 <div><div></div></div> 5%	0 <div><div></div></div> 0%	0 <div><div></div></div> 0%
Total	75	9	3

Outcomes for Florida residents

Bay		
Hospitalizations	9	(12% of all cases)
Deaths	3	(4% of all cases)
Statewide		
Hospitalizations	6,929	(18% of all cases)
Deaths	1,669	(4% of all cases)

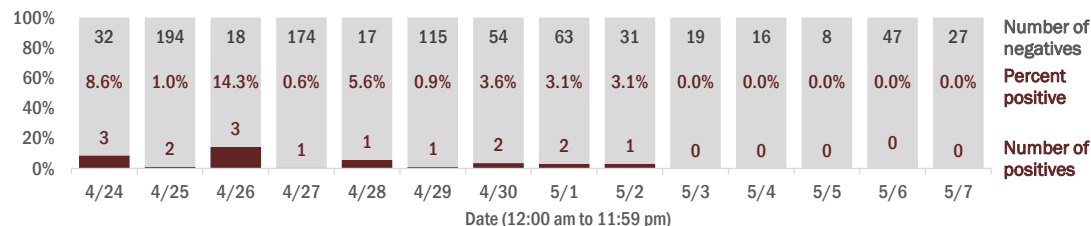
Hospitalization counts include anyone who was hospitalized at some point during their illness. It does not reflect the number of people currently hospitalized.

Other race includes any person with a race of American Indian/Alaskan native, Asian, native Hawaiian/Pacific Islander, or other.

Laboratory testing for Florida residents and non-Florida residents over the past 2 weeks

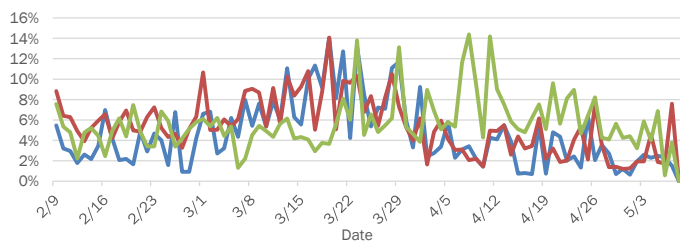
Number and percent of positive labs

These counts include the number of people for whom the department received laboratory results by day. This percent is the number of people who test positive for the first time divided by all the people tested that day, excluding people who have previously tested positive.

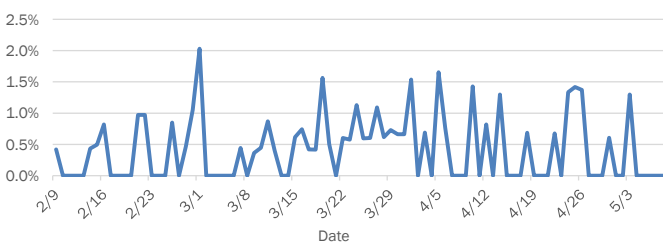


Emergency department (ED) chief complaint and admission data for Bay County

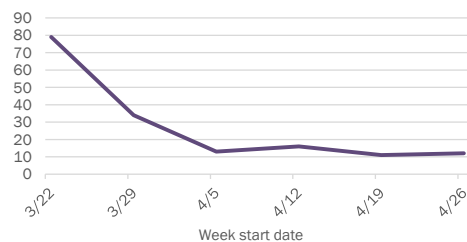
Daily percent of ED visits mentioning cough, fever, or shortness of breath



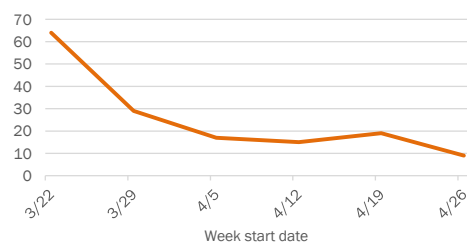
Daily percent of ED visits resulting in cough-associated admissions



Weekly count of ED visits for influenza-like illness



Weekly count of ED visits for COVID-like illness



The Electronic Surveillance System for the Early Notification of Community-Based Epidemics (ESSENCE-FL) includes chief complaint data from 213 of 214 Florida EDs. Data are transmitted electronically to ESSENCE-FL daily or hourly.

Coronavirus: summary for Bradford County

Data for May 8, 2020 (verified at 10 AM)

Data in this report are provisional and subject to change.

Confirmed cases

Total cases 48

Florida residents 48

Non-Florida residents 0

Gender for Florida residents

Men 8

Women 40

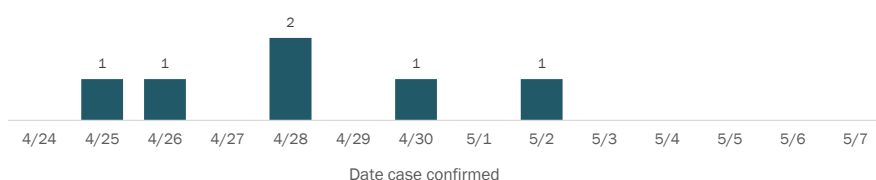
Unknown 0

Age for Florida residents

Range 8 - 107

Median age 73

Cases confirmed in Florida residents per day



Race, ethnicity	Cases	Hospitalizations	Deaths
White	44	9	2
Hispanic	0	0	0
Non-Hispanic	44	9	2
Unknown ethnicity	0	0	0
Black	4	1	0
Hispanic	0	0	0
Non-Hispanic	4	1	0
Unknown ethnicity	0	0	0
Other	0	0	0
Hispanic	0	0	0
Non-Hispanic	0	0	0
Unknown ethnicity	0	0	0
Unknown race	0	0	0
Hispanic	0	0	0
Non-Hispanic	0	0	0
Unknown ethnicity	0	0	0
Total	48	10	2

Outcomes for Florida residents

Bradford

Hospitalizations 10 (21% of all cases)

Deaths 2 (4% of all cases)

Statewide

Hospitalizations 6,929 (18% of all cases)

Deaths 1,669 (4% of all cases)

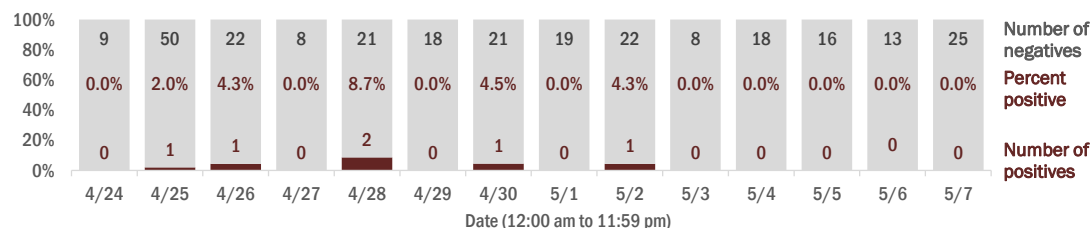
Hospitalization counts include anyone who was hospitalized at some point during their illness. It does not reflect the number of people currently hospitalized.

Other race includes any person with a race of American Indian/Alaskan native, Asian, native Hawaiian/Pacific Islander, or other.

Laboratory testing for Florida residents and non-Florida residents over the past 2 weeks

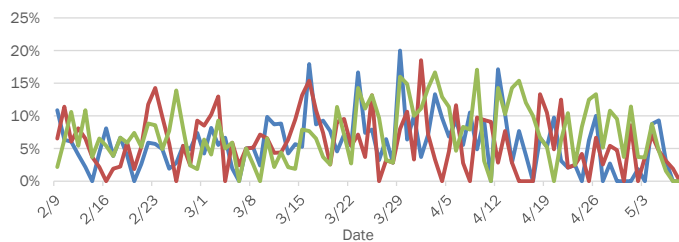
Number and percent of positive labs

These counts include the number of people for whom the department received laboratory results by day. This percent is the number of people who test positive for the first time divided by all the people tested that day, excluding people who have previously tested positive.

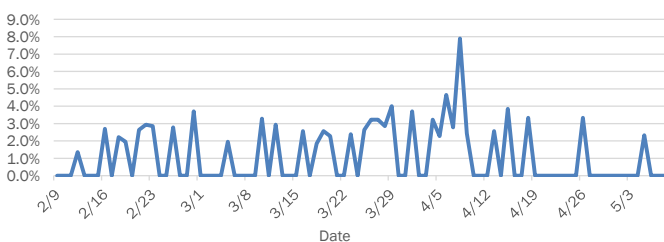


Emergency department (ED) chief complaint and admission data for Bradford County

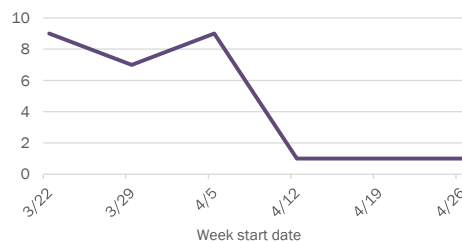
Daily percent of ED visits mentioning cough, fever, or shortness of breath



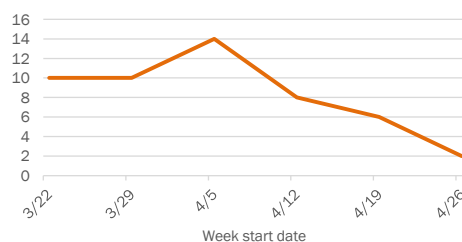
Daily percent of ED visits resulting in cough-associated admissions



Weekly count of ED visits for influenza-like illness



Weekly count of ED visits for COVID-like illness



The Electronic Surveillance System for the Early Notification of Community-Based Epidemics (ESSENCE-FL) includes chief complaint data from 213 of 214 Florida EDs. Data are transmitted electronically to ESSENCE-FL daily or hourly.

Coronavirus: summary for Brevard County

Data for May 8, 2020 (verified at 10 AM)

Data in this report are provisional and subject to change.

Confirmed cases

Total cases 326

Florida residents 316

Non-Florida residents 10

Gender for Florida residents

Men 152

Women 164

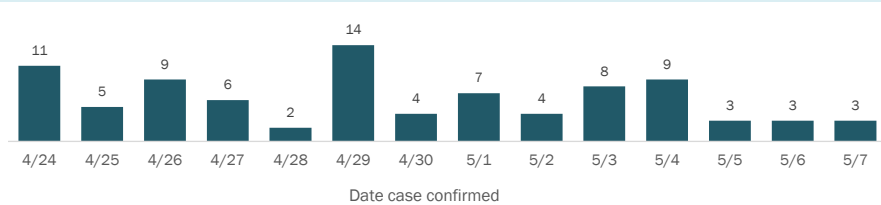
Unknown 0

Age for Florida residents

Range 1 - 99

Median age 55

Cases confirmed in Florida residents per day



Race, ethnicity	Cases	Hospitalizations	Deaths
White	231	34	7
Hispanic	31	1	0
Non-Hispanic	199	33	7
Unknown ethnicity	1	0	0
Black	53	10	2
Hispanic	5	1	0
Non-Hispanic	47	8	2
Unknown ethnicity	1	1	0
Other	13	5	0
Hispanic	5	3	0
Non-Hispanic	7	2	0
Unknown ethnicity	1	0	0
Unknown race	19	1	0
Hispanic	1	1	0
Non-Hispanic	2	0	0
Unknown ethnicity	16	0	0
Total	316	50	9

Outcomes for Florida residents

Brevard

Hospitalizations 50 (16% of all cases)
Deaths 9 (3% of all cases)

Statewide

Hospitalizations 6,929 (18% of all cases)
Deaths 1,669 (4% of all cases)

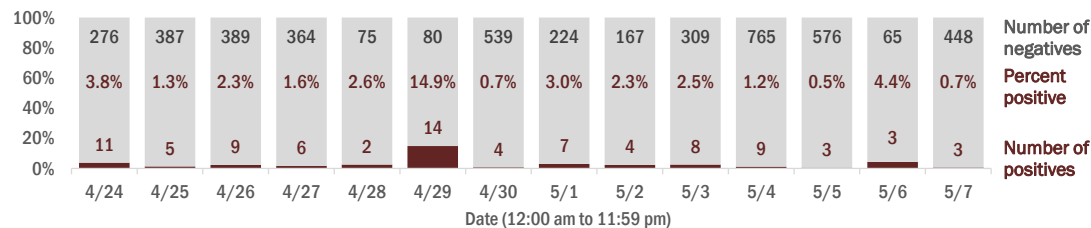
Hospitalization counts include anyone who was hospitalized at some point during their illness. It does not reflect the number of people currently hospitalized.

Other race includes any person with a race of American Indian/Alaskan native, Asian, native Hawaiian/Pacific Islander, or other.

Laboratory testing for Florida residents and non-Florida residents over the past 2 weeks

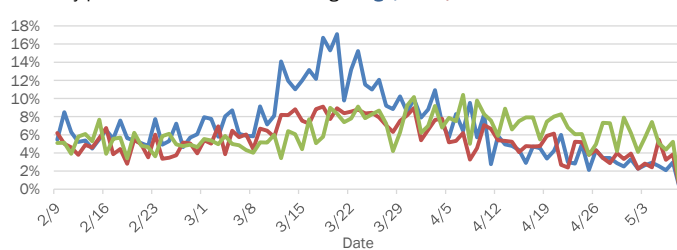
Number and percent of positive labs

These counts include the number of people for whom the department received laboratory results by day. This percent is the number of people who test positive for the first time divided by all the people tested that day, excluding people who have previously tested positive.

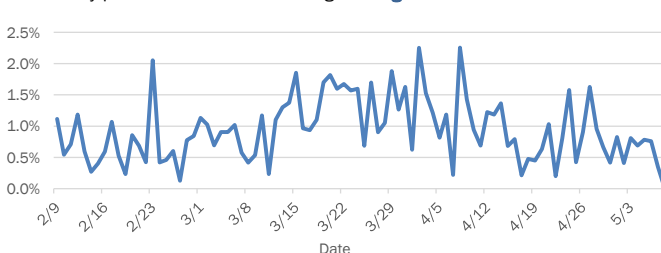


Emergency department (ED) chief complaint and admission data for Brevard County

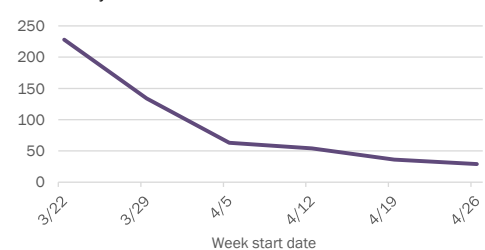
Daily percent of ED visits mentioning cough, fever, or shortness of breath



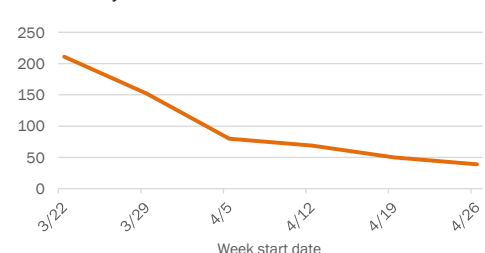
Daily percent of ED visits resulting in cough-associated admissions



Weekly count of ED visits for influenza-like illness



Weekly count of ED visits for COVID-like illness



The Electronic Surveillance System for the Early Notification of Community-Based Epidemics (ESSENCE-FL) includes chief complaint data from 213 of 214 Florida EDs. Data are transmitted electronically to ESSENCE-FL daily or hourly.

Coronavirus: summary for Broward County

Data for May 8, 2020 (verified at 10 AM)

Data in this report are provisional and subject to change.

Confirmed cases

Total cases	5,688
Florida residents	5,550
Non-Florida residents	138

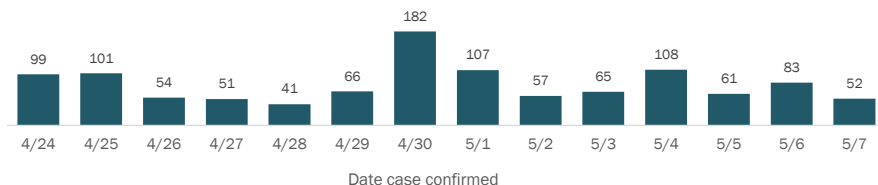
Gender for Florida residents

Men	2,773
Women	2,777
Unknown	0

Age for Florida residents

Range	0 - 102
Median age	50

Cases confirmed in Florida residents per day



Race, ethnicity	Cases	Hospitalizations	Deaths
White	2,685	470	126
Hispanic	1,322	164	16
Non-Hispanic	1,330	298	107
Unknown ethnicity	33	8	3
Black	1,930	509	91
Hispanic	129	38	1
Non-Hispanic	1,775	465	85
Unknown ethnicity	26	6	5
Other	522	101	23
Hispanic	258	43	6
Non-Hispanic	244	55	17
Unknown ethnicity	20	3	0
Unknown race	413	24	8
Hispanic	64	6	0
Non-Hispanic	21	4	1
Unknown ethnicity	328	14	7
Total	5,550	1,104	248

Outcomes for Florida residents

Broward		
Hospitalizations	1,104	(20% of all cases)
Deaths	248	(4% of all cases)

Statewide		
Hospitalizations	6,929	(18% of all cases)
Deaths	1,669	(4% of all cases)

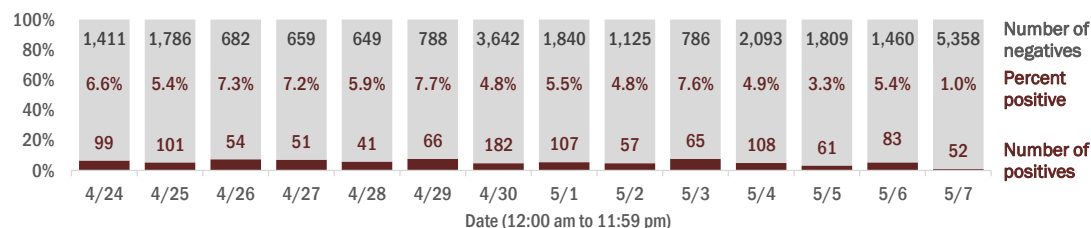
Hospitalization counts include anyone who was hospitalized at some point during their illness. It does not reflect the number of people currently hospitalized.

Other race includes any person with a race of American Indian/Alaskan native, Asian, native Hawaiian/Pacific Islander, or other.

Laboratory testing for Florida residents and non-Florida residents over the past 2 weeks

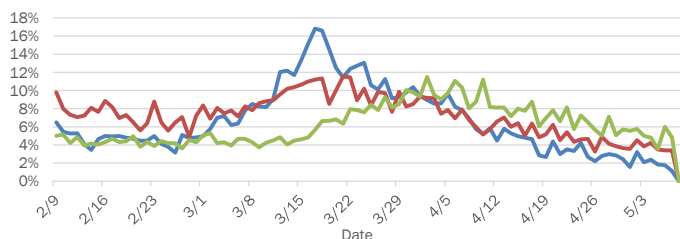
Number and percent of positive labs

These counts include the number of people for whom the department received laboratory results by day. This percent is the number of people who test positive for the first time divided by all the people tested that day, excluding people who have previously tested positive.

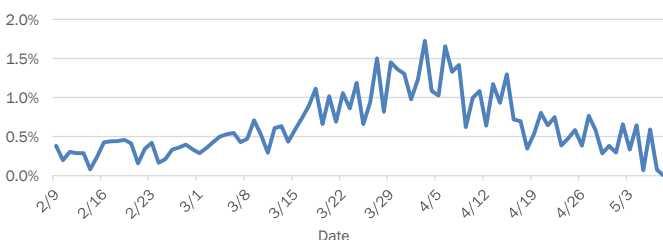


Emergency department (ED) chief complaint and admission data for Broward County

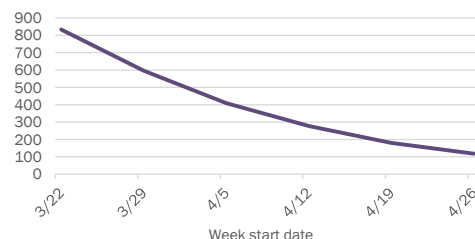
Daily percent of ED visits mentioning cough, fever, or shortness of breath



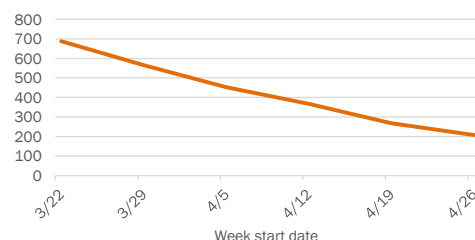
Daily percent of ED visits resulting in cough-associated admissions



Weekly count of ED visits for influenza-like illness



Weekly count of ED visits for COVID-like illness



The Electronic Surveillance System for the Early Notification of Community-Based Epidemics (ESSENCE-FL) includes chief complaint data from 213 of 214 Florida EDs. Data are transmitted electronically to ESSENCE-FL daily or hourly.

Coronavirus: summary for Calhoun County

Data for May 8, 2020 (verified at 10 AM)

Data in this report are provisional and subject to change.

Confirmed cases

Total cases 24

Florida residents 24

Non-Florida residents 0

Gender for Florida residents

Men 4

Women 20

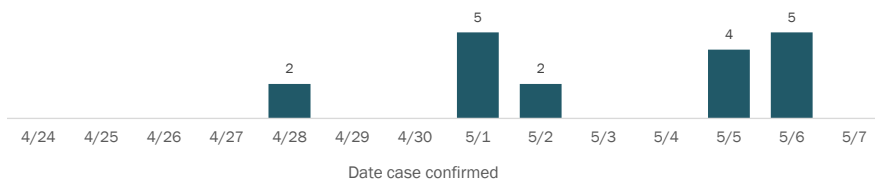
Unknown 0

Age for Florida residents

Range 20 - 99

Median age 72

Cases confirmed in Florida residents per day



Race, ethnicity	Cases	Hospitalizations	Deaths
White	11	2	0
Hispanic	0	0	0
Non-Hispanic	11	2	0
Unknown ethnicity	0	0	0
Black	6	2	0
Hispanic	0	0	0
Non-Hispanic	6	2	0
Unknown ethnicity	0	0	0
Other	1	0	0
Hispanic	0	0	0
Non-Hispanic	1	0	0
Unknown ethnicity	0	0	0
Unknown race	6	0	0
Hispanic	0	0	0
Non-Hispanic	0	0	0
Unknown ethnicity	6	0	0
Total	24	4	0

Outcomes for Florida residents

Calhoun

Hospitalizations 4 (17% of all cases)
Deaths 0 (0% of all cases)

Statewide

Hospitalizations 6,929 (18% of all cases)
Deaths 1,669 (4% of all cases)

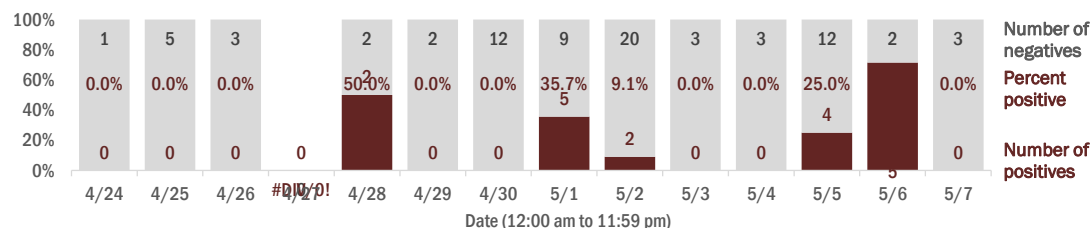
Hospitalization counts include anyone who was hospitalized at some point during their illness. It does not reflect the number of people currently hospitalized.

Other race includes any person with a race of American Indian/Alaskan native, Asian, native Hawaiian/Pacific Islander, or other.

Laboratory testing for Florida residents and non-Florida residents over the past 2 weeks

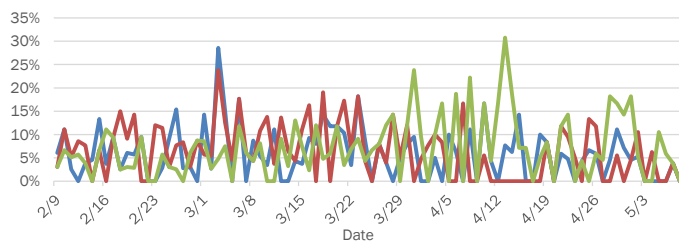
Number and percent of positive labs

These counts include the number of people for whom the department received laboratory results by day. This percent is the number of people who test positive for the first time divided by all the people tested that day, excluding people who have previously tested positive.

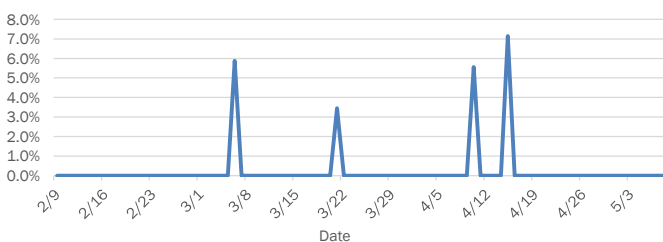


Emergency department (ED) chief complaint and admission data for Calhoun County

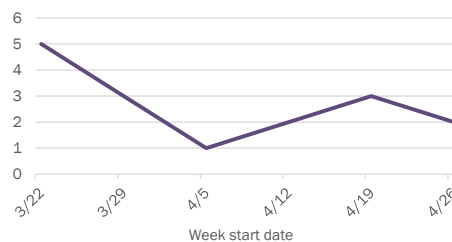
Daily percent of ED visits mentioning cough, fever, or shortness of breath



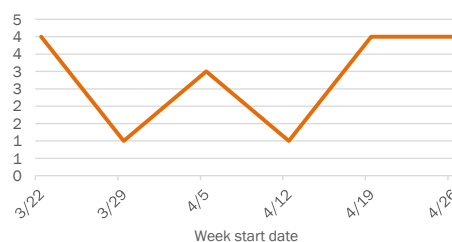
Daily percent of ED visits resulting in cough-associated admissions



Weekly count of ED visits for influenza-like illness



Weekly count of ED visits for COVID-like illness



The Electronic Surveillance System for the Early Notification of Community-Based Epidemics (ESSENCE-FL) includes chief complaint data from 213 of 214 Florida EDs. Data are transmitted electronically to ESSENCE-FL daily or hourly.

Coronavirus: summary for Charlotte County

Data for May 8, 2020 (verified at 10 AM)

Data in this report are provisional and subject to change.

Confirmed cases

Total cases 312

Florida residents 311

Non-Florida residents 1

Gender for Florida residents

Men 108

Women 203

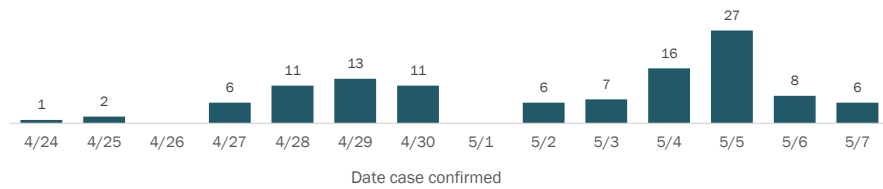
Unknown 0

Age for Florida residents

Range 3 - 101

Median age 69

Cases confirmed in Florida residents per day



Race, ethnicity	Cases	Hospitalizations	Deaths
White	233	49	28
Hispanic	9	3	1
Non-Hispanic	214	46	25
Unknown ethnicity	10	0	2
Black	34	7	0
Hispanic	1	0	0
Non-Hispanic	32	7	0
Unknown ethnicity	1	0	0
Other	7	1	0
Hispanic	2	0	0
Non-Hispanic	4	1	0
Unknown ethnicity	1	0	0
Unknown race	37	5	3
Hispanic	0	0	0
Non-Hispanic	1	0	1
Unknown ethnicity	36	5	2
Total	311	62	31

Outcomes for Florida residents

Charlotte

Hospitalizations 62 (20% of all cases)
Deaths 31 (10% of all cases)

Statewide

Hospitalizations 6,929 (18% of all cases)
Deaths 1,669 (4% of all cases)

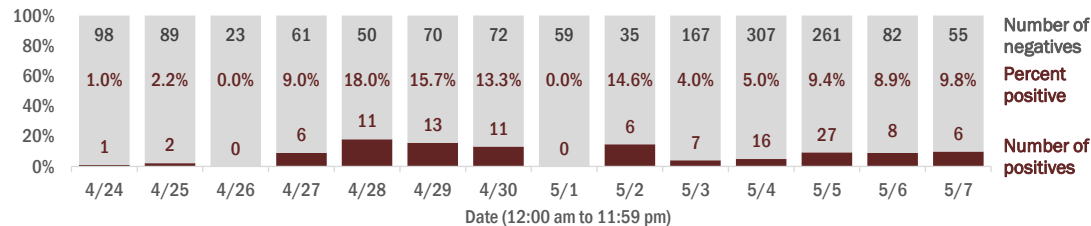
Hospitalization counts include anyone who was hospitalized at some point during their illness. It does not reflect the number of people currently hospitalized.

Other race includes any person with a race of American Indian/Alaskan native, Asian, native Hawaiian/Pacific Islander, or other.

Laboratory testing for Florida residents and non-Florida residents over the past 2 weeks

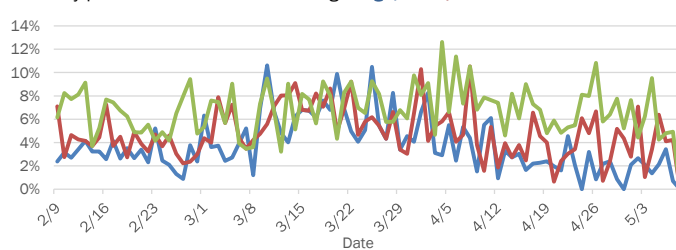
Number and percent of positive labs

These counts include the number of people for whom the department received laboratory results by day. This percent is the number of people who test positive for the first time divided by all the people tested that day, excluding people who have previously tested positive.

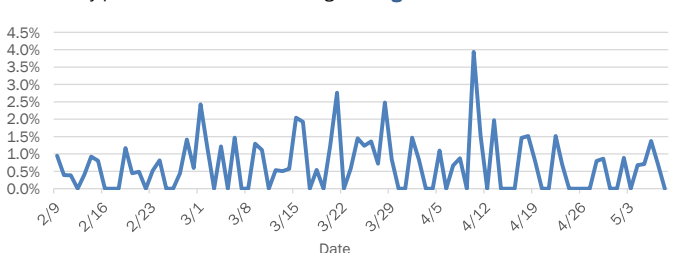


Emergency department (ED) chief complaint and admission data for Charlotte County

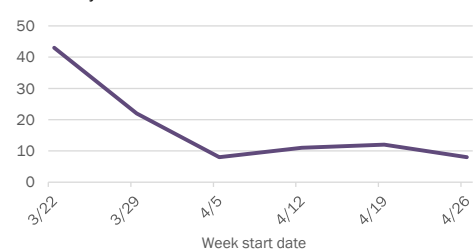
Daily percent of ED visits mentioning cough, fever, or shortness of breath



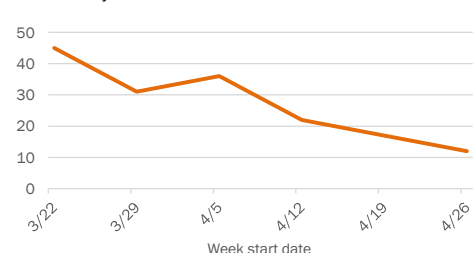
Daily percent of ED visits resulting in cough-associated admissions



Weekly count of ED visits for influenza-like illness



Weekly count of ED visits for COVID-like illness



The Electronic Surveillance System for the Early Notification of Community-Based Epidemics (ESSENCE-FL) includes chief complaint data from 213 of 214 Florida EDs. Data are transmitted electronically to ESSENCE-FL daily or hourly.

Coronavirus: summary for Citrus County

Data for May 8, 2020 (verified at 10 AM)

Data in this report are provisional and subject to change.

Confirmed cases

Total cases	102
Florida residents	102
Non-Florida residents	0

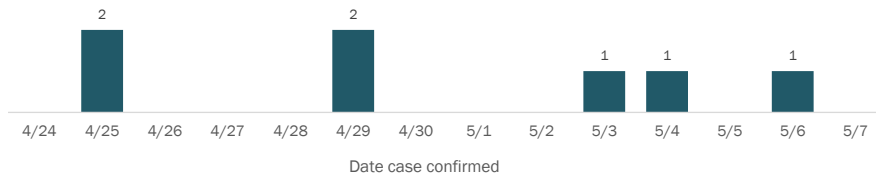
Gender for Florida residents

Men	51
Women	51
Unknown	0

Age for Florida residents

Range	0 - 93
Median age	58

Cases confirmed in Florida residents per day



Race, ethnicity	Cases	Hospitalizations	Deaths
White	68	24	11
Hispanic	5	1	0
Non-Hispanic	62	23	11
Unknown ethnicity	1	0	0
Black	1	0	0
Hispanic	0	0	0
Non-Hispanic	1	0	0
Unknown ethnicity	0	0	0
Other	9	1	0
Hispanic	4	0	0
Non-Hispanic	5	1	0
Unknown ethnicity	0	0	0
Unknown race	24	2	0
Hispanic	3	0	0
Non-Hispanic	0	0	0
Unknown ethnicity	21	2	0
Total	102	27	11

Outcomes for Florida residents

Citrus		
Hospitalizations	27	(26% of all cases)
Deaths	11	(11% of all cases)

Statewide

Hospitalizations	6,929	(18% of all cases)
Deaths	1,669	(4% of all cases)

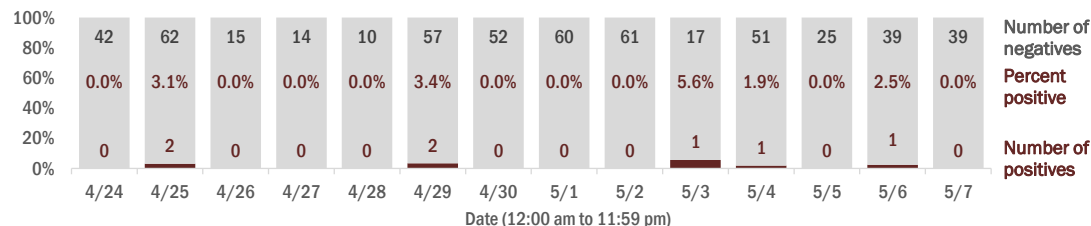
Hospitalization counts include anyone who was hospitalized at some point during their illness. It does not reflect the number of people currently hospitalized.

Other race includes any person with a race of American Indian/Alaskan native, Asian, native Hawaiian/Pacific Islander, or other.

Laboratory testing for Florida residents and non-Florida residents over the past 2 weeks

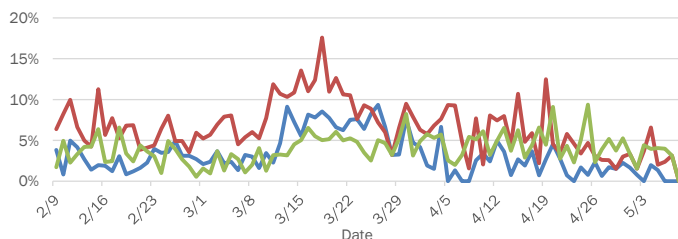
Number and percent of positive labs

These counts include the number of people for whom the department received laboratory results by day. This percent is the number of people who test positive for the first time divided by all the people tested that day, excluding people who have previously tested positive.

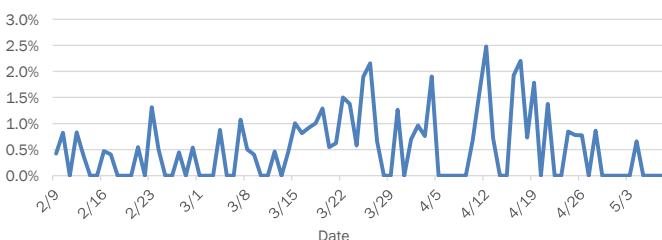


Emergency department (ED) chief complaint and admission data for Citrus County

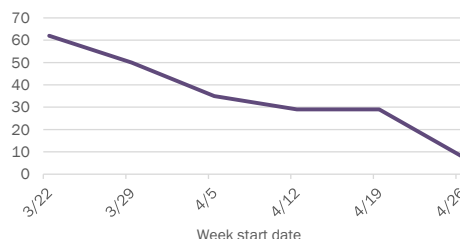
Daily percent of ED visits mentioning cough, fever, or shortness of breath



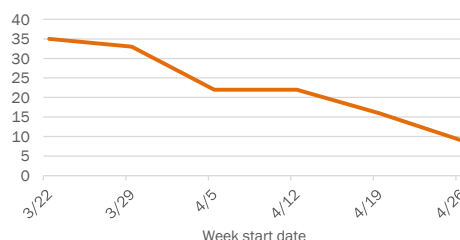
Daily percent of ED visits resulting in cough-associated admissions



Weekly count of ED visits for influenza-like illness



Weekly count of ED visits for COVID-like illness



The Electronic Surveillance System for the Early Notification of Community-Based Epidemics (ESSENCE-FL) includes chief complaint data from 213 of 214 Florida EDs. Data are transmitted electronically to ESSENCE-FL daily or hourly.

Coronavirus: summary for Clay County

Data for May 8, 2020 (verified at 10 AM)

Data in this report are provisional and subject to change.

Confirmed cases

Total cases 293

Florida residents 291

Non-Florida residents 2

Gender for Florida residents

Men 118

Women 173

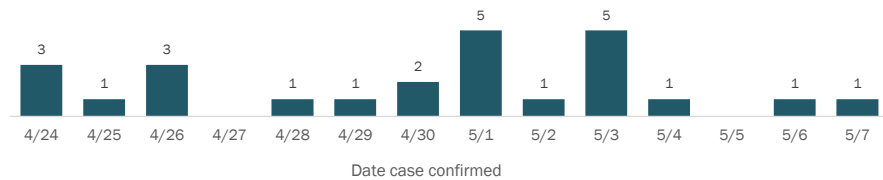
Unknown 0

Age for Florida residents

Range 6 - 95

Median age 58

Cases confirmed in Florida residents per day



Race, ethnicity

	Cases	Hospitalizations	Deaths
White	166 57%	46 64%	12 63%
Hispanic	15 5%	6 8%	2 11%
Non-Hispanic	147 51%	39 54%	9 47%
Unknown ethnicity	4 1%	1 1%	1 5%
Black	56 19%	19 26%	5 26%
Hispanic	3 1%	1 1%	0 0%
Non-Hispanic	52 18%	18 25%	5 26%
Unknown ethnicity	1 0%	0 0%	0 0%
Other	17 6%	3 4%	1 5%
Hispanic	4 1%	1 1%	0 0%
Non-Hispanic	13 4%	2 3%	1 5%
Unknown ethnicity	0 0%	0 0%	0 0%
Unknown race	52 18%	4 6%	1 5%
Hispanic	0 0%	0 0%	0 0%
Non-Hispanic	2 1%	0 0%	0 0%
Unknown ethnicity	50 17%	4 6%	1 5%
Total	291	72	19

Outcomes for Florida residents

Clay		
Hospitalizations	72	(25% of all cases)
Deaths	19	(7% of all cases)

Statewide

Hospitalizations	6,929	(18% of all cases)
Deaths	1,669	(4% of all cases)

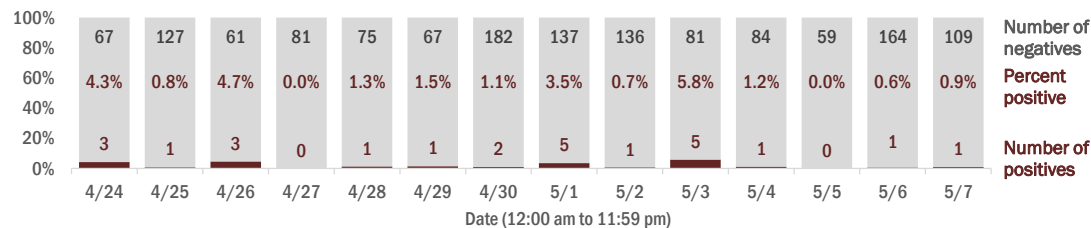
Hospitalization counts include anyone who was hospitalized at some point during their illness. It does not reflect the number of people currently hospitalized.

Other race includes any person with a race of American Indian/Alaskan native, Asian, native Hawaiian/Pacific Islander, or other.

Laboratory testing for Florida residents and non-Florida residents over the past 2 weeks

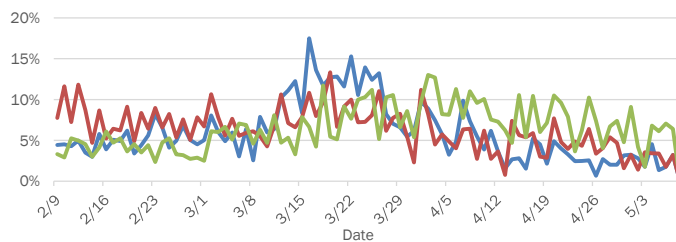
Number and percent of positive labs

These counts include the number of people for whom the department received laboratory results by day. This percent is the number of people who test positive for the first time divided by all the people tested that day, excluding people who have previously tested positive.

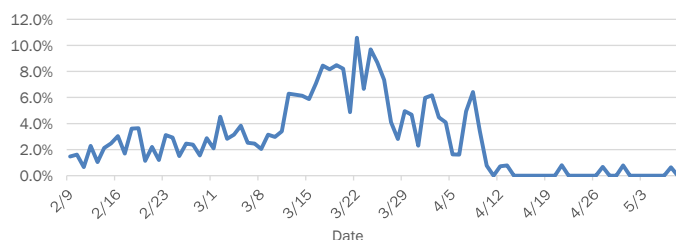


Emergency department (ED) chief complaint and admission data for Clay County

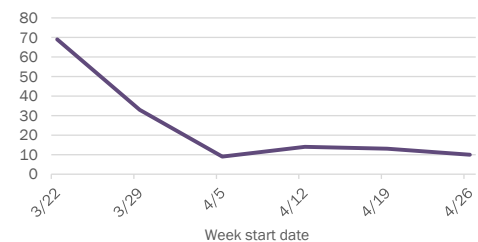
Daily percent of ED visits mentioning cough, fever, or shortness of breath



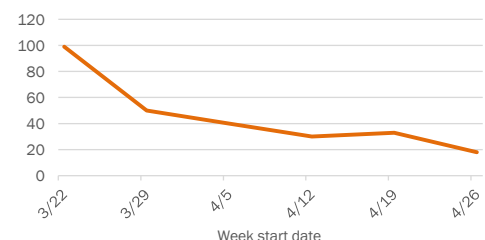
Daily percent of ED visits resulting in cough-associated admissions



Weekly count of ED visits for influenza-like illness



Weekly count of ED visits for COVID-like illness



The Electronic Surveillance System for the Early Notification of Community-Based Epidemics (ESSENCE-FL) includes chief complaint data from 213 of 214 Florida EDs. Data are transmitted electronically to ESSENCE-FL daily or hourly.

Coronavirus: summary for Collier County

Data for May 8, 2020 (verified at 10 AM)

Data in this report are provisional and subject to change.

Confirmed cases

Total cases	712
Florida residents	642
Non-Florida residents	70

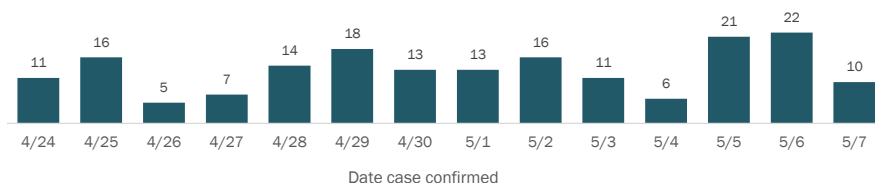
Gender for Florida residents

Men	312
Women	330
Unknown	0

Age for Florida residents

Range	0 - 101
Median age	55

Cases confirmed in Florida residents per day



Race, ethnicity	Cases	Hospitalizations	Deaths
White	464	93	22
Hispanic	178	18	3
Non-Hispanic	275	75	19
Unknown ethnicity	11	0	0
Black	46	10	1
Hispanic	0	0	0
Non-Hispanic	45	10	1
Unknown ethnicity	1	0	0
Other	50	7	2
Hispanic	37	5	1
Non-Hispanic	10	2	0
Unknown ethnicity	3	0	1
Unknown race	82	11	2
Hispanic	6	2	0
Non-Hispanic	4	0	0
Unknown ethnicity	72	9	2
Total	642	121	27

Outcomes for Florida residents

Collier		
Hospitalizations	121	(19% of all cases)
Deaths	27	(4% of all cases)

Statewide

Hospitalizations	6,929	(18% of all cases)
Deaths	1,669	(4% of all cases)

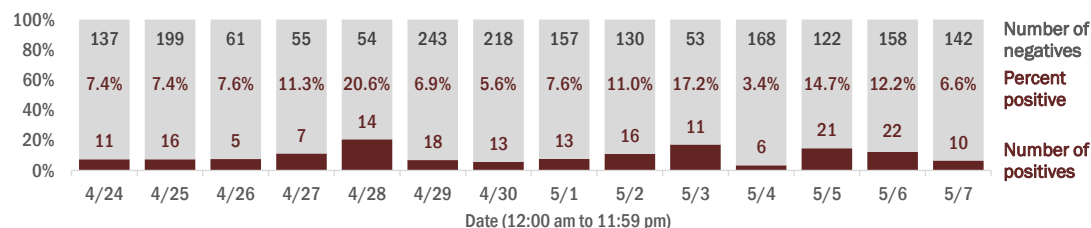
Hospitalization counts include anyone who was hospitalized at some point during their illness. It does not reflect the number of people currently hospitalized.

Other race includes any person with a race of American Indian/Alaskan native, Asian, native Hawaiian/Pacific Islander, or other.

Laboratory testing for Florida residents and non-Florida residents over the past 2 weeks

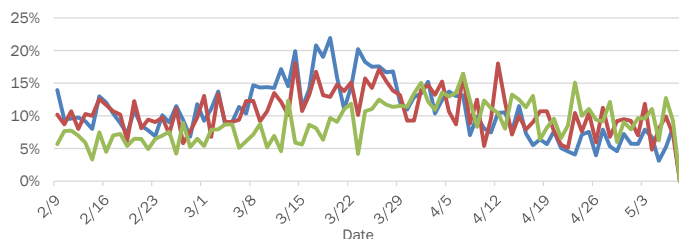
Number and percent of positive labs

These counts include the number of people for whom the department received laboratory results by day. This percent is the number of people who test positive for the first time divided by all the people tested that day, excluding people who have previously tested positive.

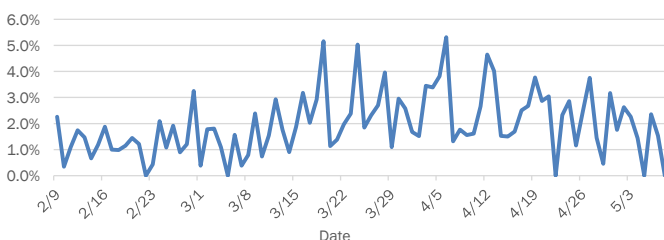


Emergency department (ED) chief complaint and admission data for Collier County

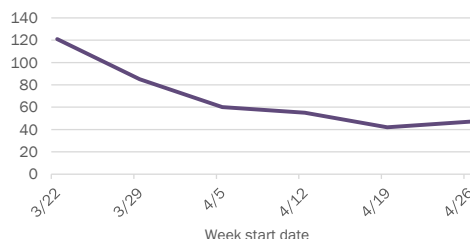
Daily percent of ED visits mentioning cough, fever, or shortness of breath



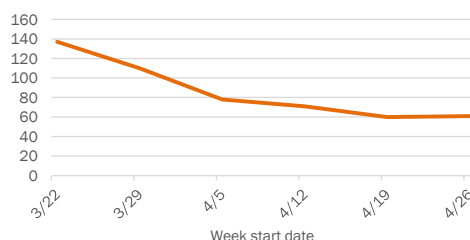
Daily percent of ED visits resulting in cough-associated admissions



Weekly count of ED visits for influenza-like illness



Weekly count of ED visits for COVID-like illness



The Electronic Surveillance System for the Early Notification of Community-Based Epidemics (ESSENCE-FL) includes chief complaint data from 213 of 214 Florida EDs. Data are transmitted electronically to ESSENCE-FL daily or hourly.

Coronavirus: summary for Columbia County

Data for May 8, 2020 (verified at 10 AM)

Data in this report are provisional and subject to change.

Confirmed cases

Total cases	102
Florida residents	101
Non-Florida residents	1

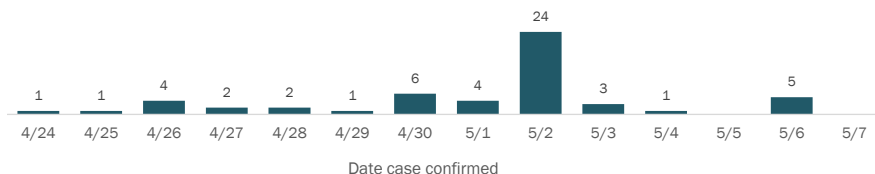
Gender for Florida residents

Men	57
Women	44
Unknown	0

Age for Florida residents

Range	0 - 80
Median age	46

Cases confirmed in Florida residents per day



Race, ethnicity	Cases	Hospitalizations	Deaths
White	58	5	1
Hispanic	5	0	0
Non-Hispanic	52	5	1
Unknown ethnicity	1	0	0
Black	37	3	0
Hispanic	0	0	0
Non-Hispanic	37	3	0
Unknown ethnicity	0	0	0
Other	4	1	1
Hispanic	3	1	1
Non-Hispanic	1	0	0
Unknown ethnicity	0	0	0
Unknown race	2	0	0
Hispanic	0	0	0
Non-Hispanic	0	0	0
Unknown ethnicity	2	0	0
Total	101	9	2

Outcomes for Florida residents

Columbia		
Hospitalizations	9	(9% of all cases)
Deaths	2	(2% of all cases)

Statewide

Hospitalizations	6,929	(18% of all cases)
Deaths	1,669	(4% of all cases)

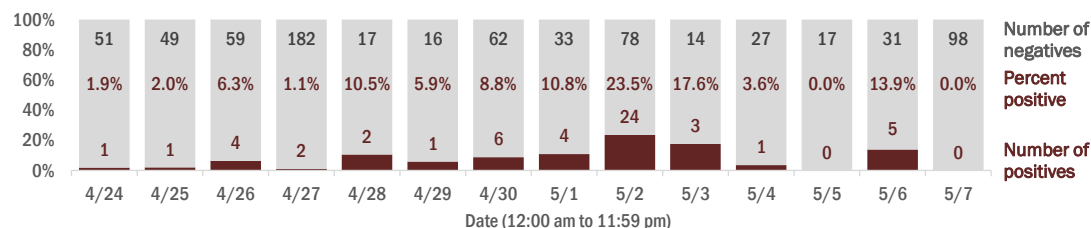
Hospitalization counts include anyone who was hospitalized at some point during their illness. It does not reflect the number of people currently hospitalized.

Other race includes any person with a race of American Indian/Alaskan native, Asian, native Hawaiian/Pacific Islander, or other.

Laboratory testing for Florida residents and non-Florida residents over the past 2 weeks

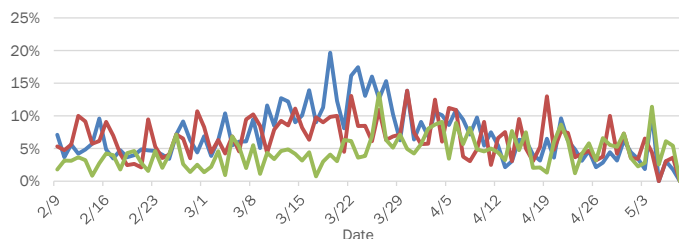
Number and percent of positive labs

These counts include the number of people for whom the department received laboratory results by day. This percent is the number of people who test positive for the first time divided by all the people tested that day, excluding people who have previously tested positive.

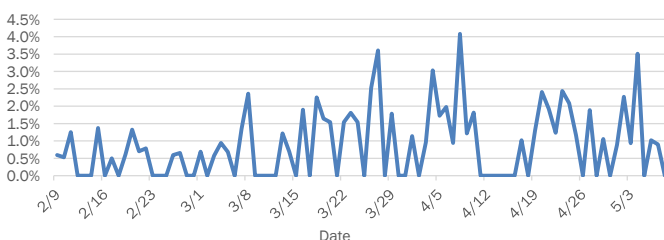


Emergency department (ED) chief complaint and admission data for Columbia County

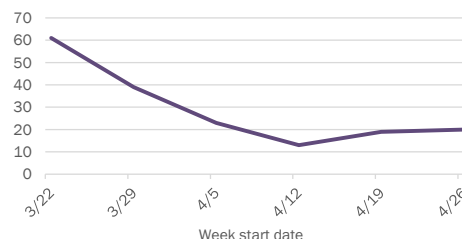
Daily percent of ED visits mentioning cough, fever, or shortness of breath



Daily percent of ED visits resulting in cough-associated admissions



Weekly count of ED visits for influenza-like illness



Weekly count of ED visits for COVID-like illness



The Electronic Surveillance System for the Early Notification of Community-Based Epidemics (ESSENCE-FL) includes chief complaint data from 213 of 214 Florida EDs. Data are transmitted electronically to ESSENCE-FL daily or hourly.

Coronavirus: summary for Dade County

Data for May 8, 2020 (verified at 10 AM)

Data in this report are provisional and subject to change.

Confirmed cases

Total cases	13,664
Florida residents	13,511
Non-Florida residents	153

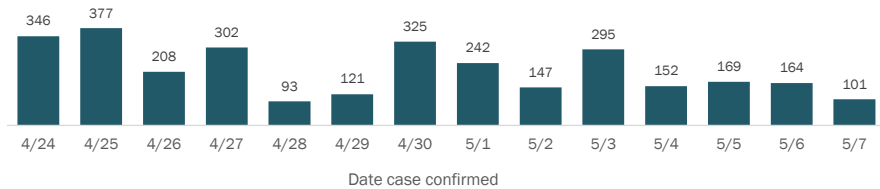
Gender for Florida residents

Men	7,058
Women	6,444
Unknown	9

Age for Florida residents

Range	0 - 105
Median age	49

Cases confirmed in Florida residents per day



Race, ethnicity	Cases	Hospitalizations	Deaths
White	6,808	1,263	285
Hispanic	5,647	1,048	214
Non-Hispanic	834	171	51
Unknown ethnicity	327	44	20
Black	2,030	518	133
Hispanic	219	61	10
Non-Hispanic	1,682	426	114
Unknown ethnicity	129	31	9
Other	548	84	17
Hispanic	274	41	5
Non-Hispanic	165	32	7
Unknown ethnicity	109	11	5
Unknown race	4,125	111	33
Hispanic	386	31	5
Non-Hispanic	85	12	2
Unknown ethnicity	3,654	68	26
Total	13,511	1,976	468

Outcomes for Florida residents

Dade		
Hospitalizations	1,976	(15% of all cases)
Deaths	468	(3% of all cases)

Statewide

Hospitalizations	6,929	(18% of all cases)
Deaths	1,669	(4% of all cases)

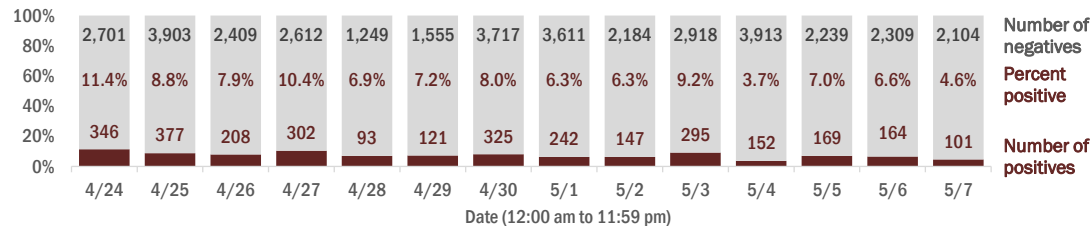
Hospitalization counts include anyone who was hospitalized at some point during their illness. It does not reflect the number of people currently hospitalized.

Other race includes any person with a race of American Indian/Alaskan native, Asian, native Hawaiian/Pacific Islander, or other.

Laboratory testing for Florida residents and non-Florida residents over the past 2 weeks

Number and percent of positive labs

These counts include the number of people for whom the department received laboratory results by day. This percent is the number of people who test positive for the first time divided by all the people tested that day, excluding people who have previously tested positive.

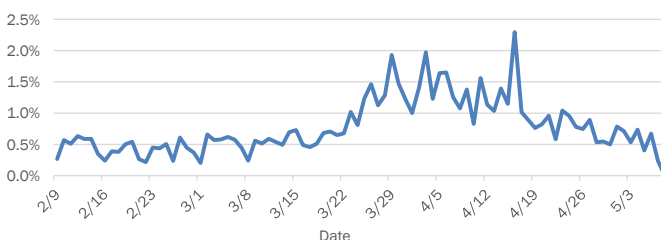


Emergency department (ED) chief complaint and admission data for Dade County

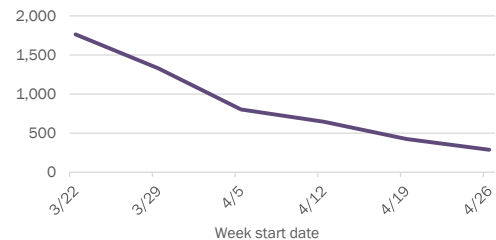
Daily percent of ED visits mentioning cough, fever, or shortness of breath



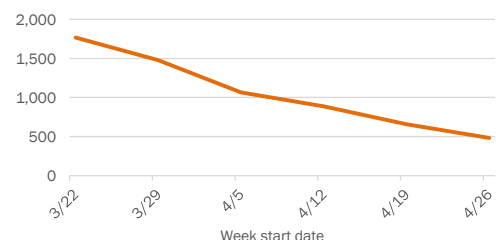
Daily percent of ED visits resulting in cough-associated admissions



Weekly count of ED visits for influenza-like illness



Weekly count of ED visits for COVID-like illness



The Electronic Surveillance System for the Early Notification of Community-Based Epidemics (ESSENCE-FL) includes chief complaint data from 213 of 214 Florida EDs. Data are transmitted electronically to ESSENCE-FL daily or hourly.

Coronavirus: summary for Desoto County

Data for May 8, 2020 (verified at 10 AM)

Data in this report are provisional and subject to change.

Confirmed cases

Total cases 42

Florida residents 42

Non-Florida residents 0

Gender for Florida residents

Men 26

Women 16

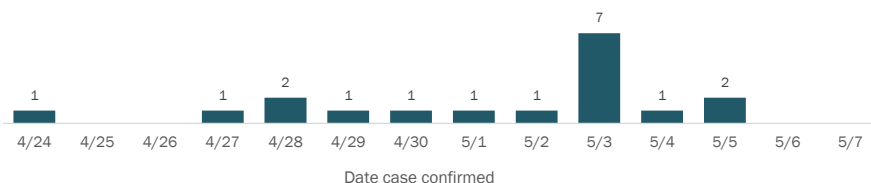
Unknown 0

Age for Florida residents

Range 21 - 92

Median age 60

Cases confirmed in Florida residents per day



Race, ethnicity	Cases	Hospitalizations	Deaths
White	29	9	2
Hispanic	6	1	0
Non-Hispanic	18	6	1
Unknown ethnicity	5	2	1
Black	1	0	0
Hispanic	0	0	0
Non-Hispanic	1	0	0
Unknown ethnicity	0	0	0
Other	0	0	0
Hispanic	0	0	0
Non-Hispanic	0	0	0
Unknown ethnicity	0	0	0
Unknown race	12	3	3
Hispanic	0	0	0
Non-Hispanic	0	0	0
Unknown ethnicity	12	3	3
Total	42	12	5

Outcomes for Florida residents

Desoto

Hospitalizations 12 (29% of all cases)

Deaths 5 (12% of all cases)

Statewide

Hospitalizations 6,929 (18% of all cases)

Deaths 1,669 (4% of all cases)

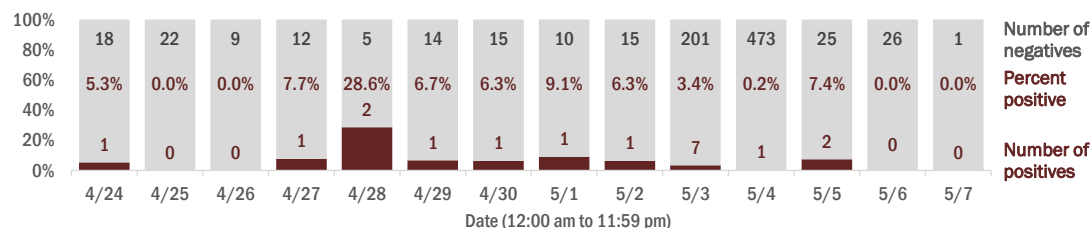
Hospitalization counts include anyone who was hospitalized at some point during their illness. It does not reflect the number of people currently hospitalized.

Other race includes any person with a race of American Indian/Alaskan native, Asian, native Hawaiian/Pacific Islander, or other.

Laboratory testing for Florida residents and non-Florida residents over the past 2 weeks

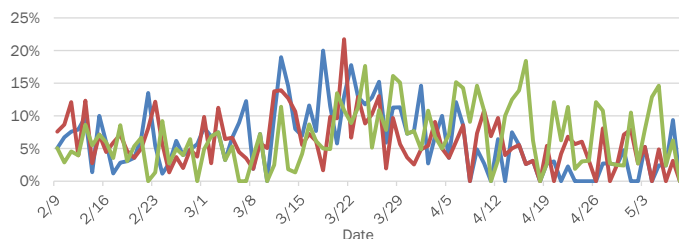
Number and percent of positive labs

These counts include the number of people for whom the department received laboratory results by day. This percent is the number of people who test positive for the first time divided by all the people tested that day, excluding people who have previously tested positive.

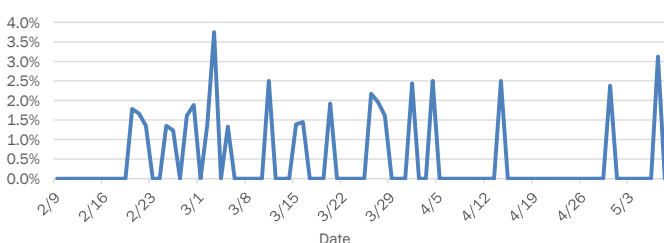


Emergency department (ED) chief complaint and admission data for Desoto County

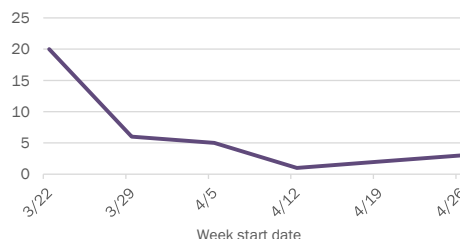
Daily percent of ED visits mentioning cough, fever, or shortness of breath



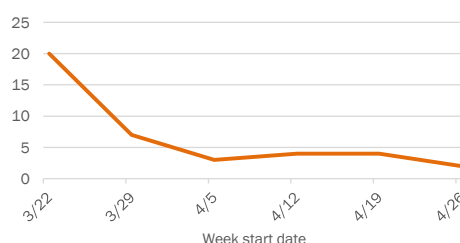
Daily percent of ED visits resulting in cough-associated admissions



Weekly count of ED visits for influenza-like illness



Weekly count of ED visits for COVID-like illness



The Electronic Surveillance System for the Early Notification of Community-Based Epidemics (ESSENCE-FL) includes chief complaint data from 213 of 214 Florida EDs. Data are transmitted electronically to ESSENCE-FL daily or hourly.

Coronavirus: summary for Dixie County

Data for May 8, 2020 (verified at 10 AM)

Data in this report are provisional and subject to change.

Confirmed cases

Total cases 12

Florida residents 12

Non-Florida residents 0

Gender for Florida residents

Men 2

Women 10

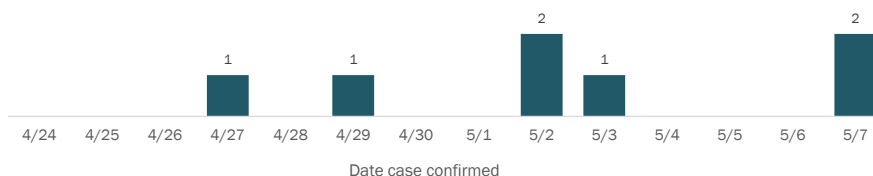
Unknown 0

Age for Florida residents

Range 21 - 86

Median age 58

Cases confirmed in Florida residents per day



Race, ethnicity	Cases	Hospitalizations	Deaths
White	7	1	0
Hispanic	0	0	0
Non-Hispanic	7	1	0
Unknown ethnicity	0	0	0
Black	4	1	0
Hispanic	0	0	0
Non-Hispanic	3	1	0
Unknown ethnicity	1	0	0
Other	0	0	0
Hispanic	0	0	0
Non-Hispanic	0	0	0
Unknown ethnicity	0	0	0
Unknown race	1	0	0
Hispanic	0	0	0
Non-Hispanic	0	0	0
Unknown ethnicity	1	0	0
Total	12	2	0

Outcomes for Florida residents

Dixie		
Hospitalizations	2	(17% of all cases)
Deaths	0	(0% of all cases)

Statewide		
Hospitalizations	6,929	(18% of all cases)
Deaths	1,669	(4% of all cases)

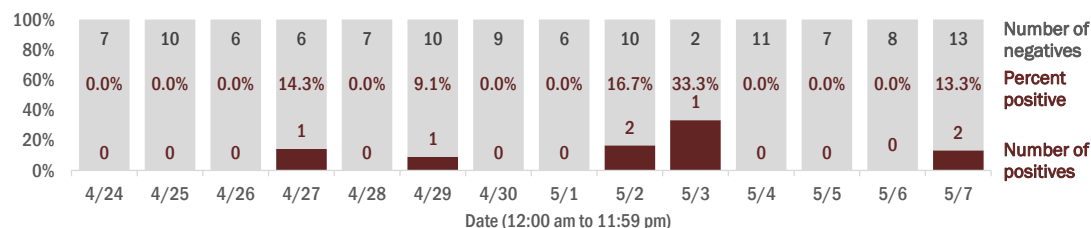
Hospitalization counts include anyone who was hospitalized at some point during their illness. It does not reflect the number of people currently hospitalized.

Other race includes any person with a race of American Indian/Alaskan native, Asian, native Hawaiian/Pacific Islander, or other.

Laboratory testing for Florida residents and non-Florida residents over the past 2 weeks

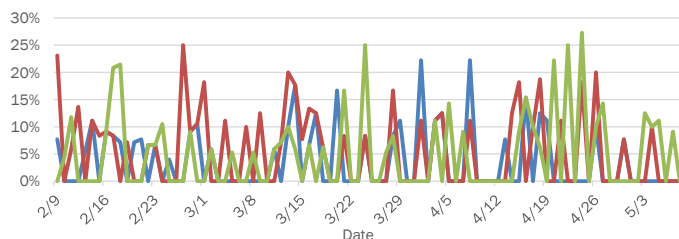
Number and percent of positive labs

These counts include the number of people for whom the department received laboratory results by day. This percent is the number of people who test positive for the first time divided by all the people tested that day, excluding people who have previously tested positive.

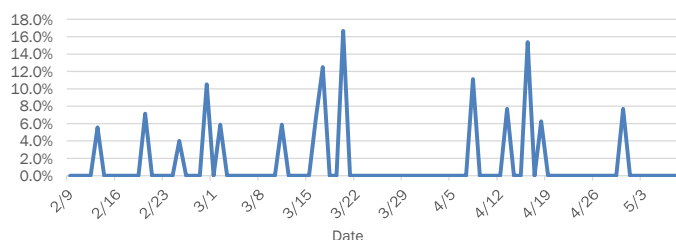


Emergency department (ED) chief complaint and admission data for Dixie County

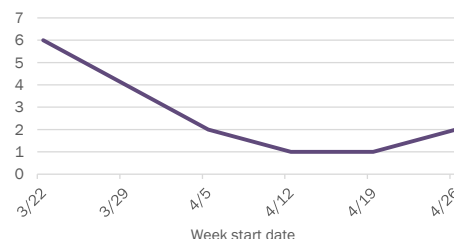
Daily percent of ED visits mentioning cough, fever, or shortness of breath



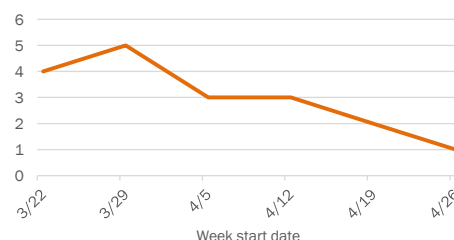
Daily percent of ED visits resulting in cough-associated admissions



Weekly count of ED visits for influenza-like illness



Weekly count of ED visits for COVID-like illness



The Electronic Surveillance System for the Early Notification of Community-Based Epidemics (ESSENCE-FL) includes chief complaint data from 213 of 214 Florida EDs. Data are transmitted electronically to ESSENCE-FL daily or hourly.

Coronavirus: summary for Duval County

Data for May 8, 2020 (verified at 10 AM)

Data in this report are provisional and subject to change.

Confirmed cases

Total cases	1,088
Florida residents	1,055
Non-Florida residents	33

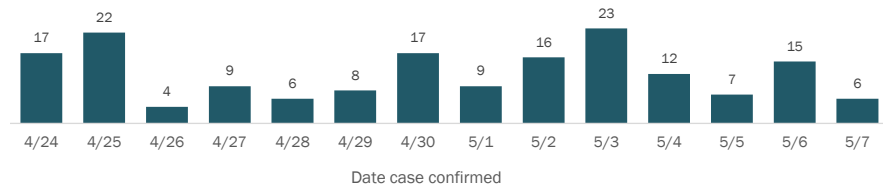
Gender for Florida residents

Men	495
Women	560
Unknown	0

Age for Florida residents

Range	0 - 100
Median age	49

Cases confirmed in Florida residents per day



Race, ethnicity	Cases	Hospitalizations	Deaths
White	460	78	16
Hispanic	64	7	0
Non-Hispanic	383	71	16
Unknown ethnicity	13	0	0
Black	372	82	13
Hispanic	2	0	0
Non-Hispanic	365	81	13
Unknown ethnicity	5	1	0
Other	80	14	0
Hispanic	28	5	0
Non-Hispanic	48	7	0
Unknown ethnicity	4	2	0
Unknown race	143	3	0
Hispanic	1	0	0
Non-Hispanic	0	0	0
Unknown ethnicity	142	3	0
Total	1,055	177	29

Outcomes for Florida residents

Duval		
Hospitalizations	177	(17% of all cases)
Deaths	29	(3% of all cases)

Statewide		
Hospitalizations	6,929	(18% of all cases)
Deaths	1,669	(4% of all cases)

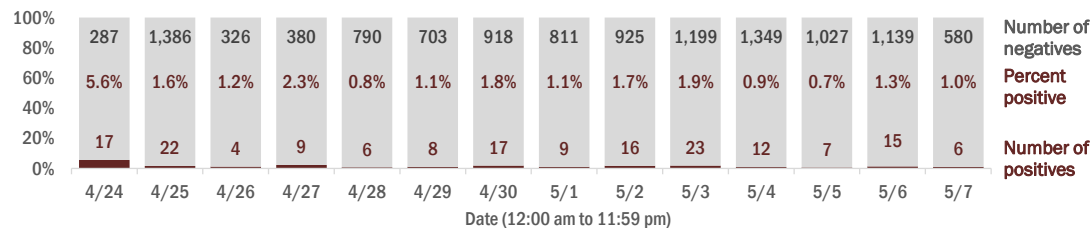
Hospitalization counts include anyone who was hospitalized at some point during their illness. It does not reflect the number of people currently hospitalized.

Other race includes any person with a race of American Indian/Alaskan native, Asian, native Hawaiian/Pacific Islander, or other.

Laboratory testing for Florida residents and non-Florida residents over the past 2 weeks

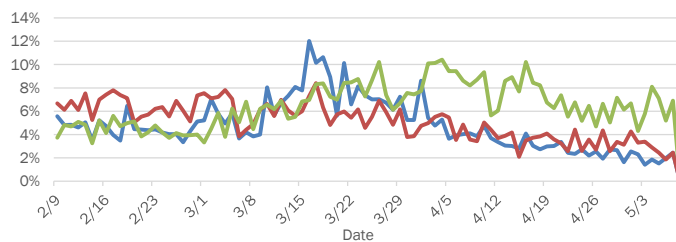
Number and percent of positive labs

These counts include the number of people for whom the department received laboratory results by day. This percent is the number of people who test positive for the first time divided by all the people tested that day, excluding people who have previously tested positive.

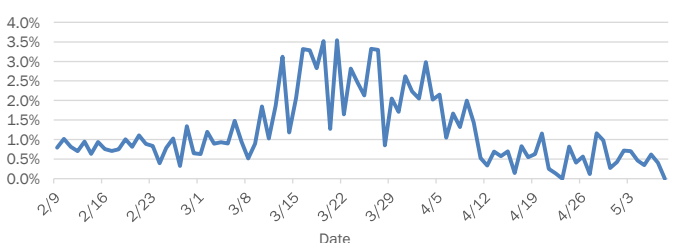


Emergency department (ED) chief complaint and admission data for Duval County

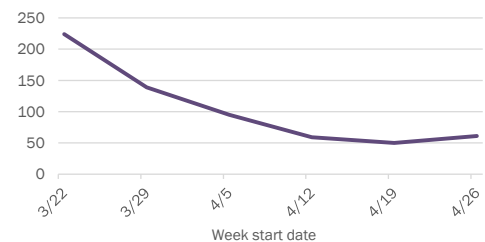
Daily percent of ED visits mentioning cough, fever, or shortness of breath



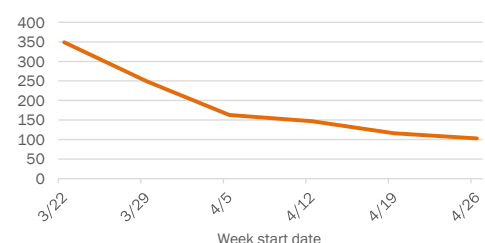
Daily percent of ED visits resulting in cough-associated admissions



Weekly count of ED visits for influenza-like illness



Weekly count of ED visits for COVID-like illness



The Electronic Surveillance System for the Early Notification of Community-Based Epidemics (ESSENCE-FL) includes chief complaint data from 213 of 214 Florida EDs. Data are transmitted electronically to ESSENCE-FL daily or hourly.

Coronavirus: summary for Escambia County

Data for May 8, 2020 (verified at 10 AM)

Data in this report are provisional and subject to change.

Confirmed cases

Total cases	618
Florida residents	532
Non-Florida residents	86

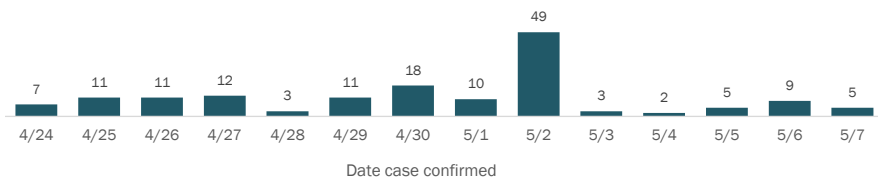
Gender for Florida residents

Men	225
Women	307
Unknown	0

Age for Florida residents

Range	0 - 105
Median age	58

Cases confirmed in Florida residents per day



Race, ethnicity	Cases	Hospitalizations	Deaths
White	258	24	11
Hispanic	7	0	0
Non-Hispanic	214	23	10
Unknown ethnicity	37	1	1
Black	180	25	7
Hispanic	0	0	0
Non-Hispanic	148	25	5
Unknown ethnicity	32	0	2
Other	14	1	0
Hispanic	2	0	0
Non-Hispanic	10	1	0
Unknown ethnicity	2	0	0
Unknown race	80	2	0
Hispanic	3	0	0
Non-Hispanic	2	0	0
Unknown ethnicity	75	2	0
Total	532	52	18

Outcomes for Florida residents

Escambia		
Hospitalizations	52	(10% of all cases)
Deaths	18	(3% of all cases)

Statewide

Hospitalizations	6,929	(18% of all cases)
Deaths	1,669	(4% of all cases)

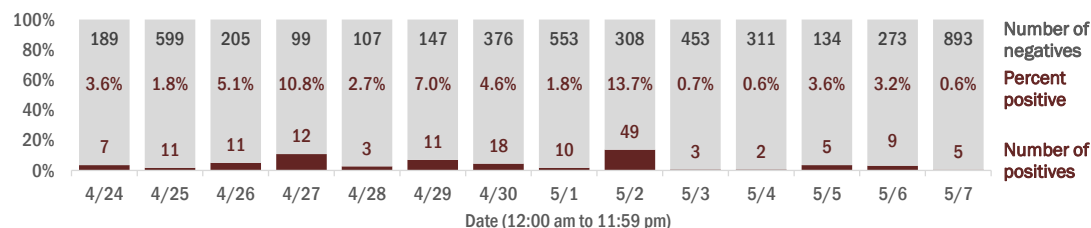
Hospitalization counts include anyone who was hospitalized at some point during their illness. It does not reflect the number of people currently hospitalized.

Other race includes any person with a race of American Indian/Alaskan native, Asian, native Hawaiian/Pacific Islander, or other.

Laboratory testing for Florida residents and non-Florida residents over the past 2 weeks

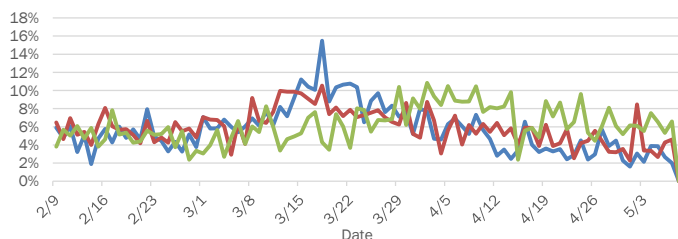
Number and percent of positive labs

These counts include the number of people for whom the department received laboratory results by day. This percent is the number of people who test positive for the first time divided by all the people tested that day, excluding people who have previously tested positive.

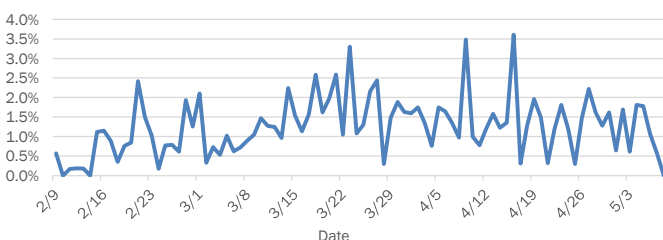


Emergency department (ED) chief complaint and admission data for Escambia County

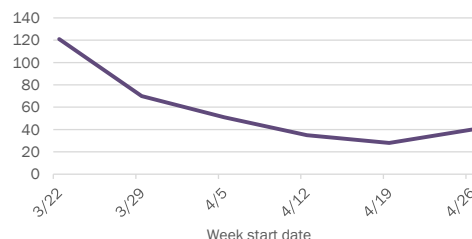
Daily percent of ED visits mentioning cough, fever, or shortness of breath



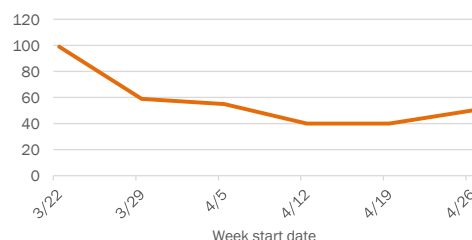
Daily percent of ED visits resulting in cough-associated admissions



Weekly count of ED visits for influenza-like illness



Weekly count of ED visits for COVID-like illness



The Electronic Surveillance System for the Early Notification of Community-Based Epidemics (ESSENCE-FL) includes chief complaint data from 213 of 214 Florida EDs. Data are transmitted electronically to ESSENCE-FL daily or hourly.

Coronavirus: summary for Flagler County

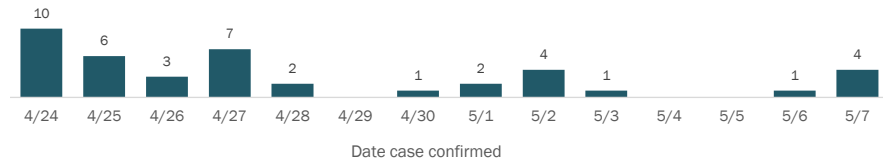
Data for May 8, 2020 (verified at 10 AM)

Data in this report are provisional and subject to change.

Confirmed cases

Total cases	147
Florida residents	143
Non-Florida residents	4
Gender for Florida residents	
Men	59
Women	84
Unknown	0
Age for Florida residents	
Range	7 - 87
Median age	56

Cases confirmed in Florida residents per day



Race, ethnicity	Cases	Hospitalizations	Deaths
White	99	11	3
Hispanic	16	2	1
Non-Hispanic	83	9	2
Unknown ethnicity	0	0	0
Black	16	3	0
Hispanic	0	0	0
Non-Hispanic	16	3	0
Unknown ethnicity	0	0	0
Other	22	1	0
Hispanic	1	0	0
Non-Hispanic	18	0	0
Unknown ethnicity	3	1	0
Unknown race	6	0	0
Hispanic	0	0	0
Non-Hispanic	1	0	0
Unknown ethnicity	5	0	0
Total	143	15	3

Outcomes for Florida residents

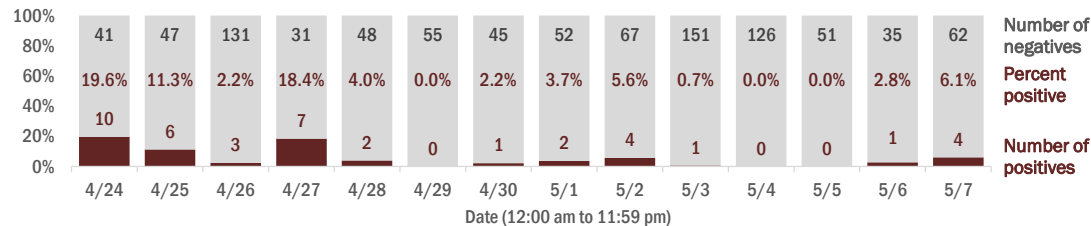
Flagler		
Hospitalizations	15	(10% of all cases)
Deaths	3	(2% of all cases)
Statewide		
Hospitalizations	6,929	(18% of all cases)
Deaths	1,669	(4% of all cases)

Hospitalization counts include anyone who was hospitalized at some point during their illness. It does not reflect the number of people currently hospitalized.
Other race includes any person with a race of American Indian/Alaskan native, Asian, native Hawaiian/Pacific Islander, or other.

Laboratory testing for Florida residents and non-Florida residents over the past 2 weeks

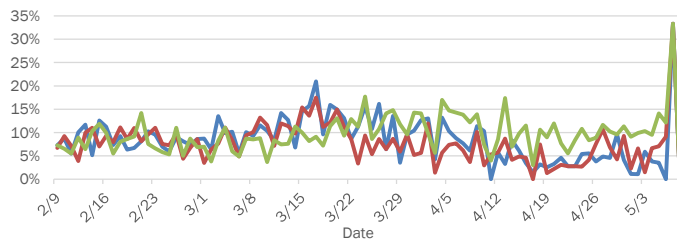
Number and percent of positive labs

These counts include the number of people for whom the department received laboratory results by day. This percent is the number of people who test positive for the first time divided by all the people tested that day, excluding people who have previously tested positive.

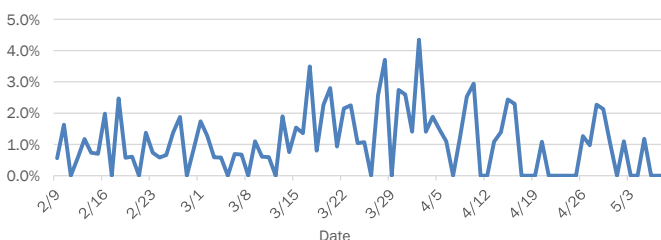


Emergency department (ED) chief complaint and admission data for Flagler County

Daily percent of ED visits mentioning cough, fever, or shortness of breath



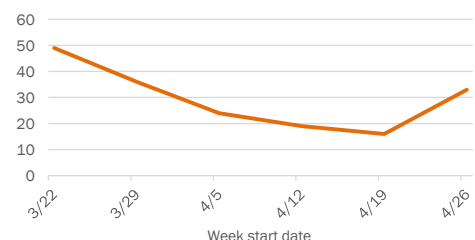
Daily percent of ED visits resulting in cough-associated admissions



Weekly count of ED visits for influenza-like illness



Weekly count of ED visits for COVID-like illness



The Electronic Surveillance System for the Early Notification of Community-Based Epidemics (ESSENCE-FL) includes chief complaint data from 213 of 214 Florida EDs. Data are transmitted electronically to ESSENCE-FL daily or hourly.

Coronavirus: summary for Franklin County

Data for May 8, 2020 (verified at 10 AM)

Data in this report are provisional and subject to change.

Confirmed cases

Total cases		2	Cases confirmed in Florida residents per day													
Florida residents		1														
Non-Florida residents		1														
Gender for Florida residents																
Men		0														
Women		1														
Unknown		0														
Age for Florida residents																
Range	60 - 60		4/24	4/25	4/26	4/27	4/28	4/29	4/30	5/1	5/2	5/3	5/4	5/5	5/6	5/7
Median age	60		Date case confirmed													

Race, ethnicity	Cases	Hospitalizations	Deaths
White	1	0	0
Hispanic	0	0	0
Non-Hispanic	1	0	0
Unknown ethnicity	0	0	0
Black	0	0	0
Hispanic	0	0	0
Non-Hispanic	0	0	0
Unknown ethnicity	0	0	0
Other	0	0	0
Hispanic	0	0	0
Non-Hispanic	0	0	0
Unknown ethnicity	0	0	0
Unknown race	0	0	0
Hispanic	0	0	0
Non-Hispanic	0	0	0
Unknown ethnicity	0	0	0
Total	1	0	0

Outcomes for Florida residents

Franklin		
Hospitalizations	0	(0% of all cases)
Deaths	0	(0% of all cases)
Statewide		
Hospitalizations	6,929	(18% of all cases)
Deaths	1,669	(4% of all cases)

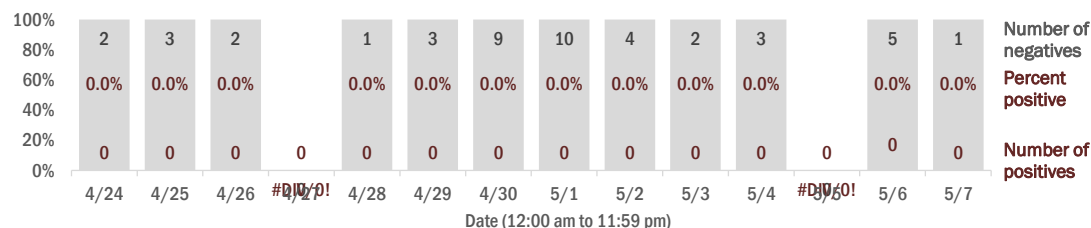
Hospitalization counts include anyone who was hospitalized at some point during their illness. It does not reflect the number of people currently hospitalized.

Other race includes any person with a race of American Indian/Alaskan native, Asian, native Hawaiian/Pacific Islander, or other.

Laboratory testing for Florida residents and non-Florida residents over the past 2 weeks

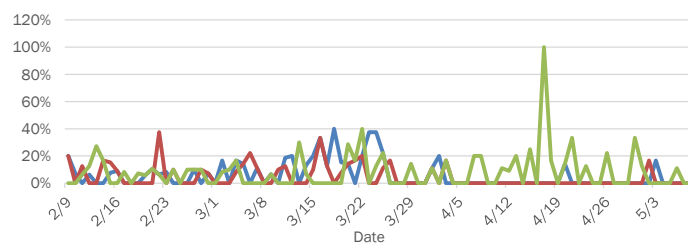
Number and percent of positive labs

These counts include the number of people for whom the department received laboratory results by day. This percent is the number of people who test positive for the first time divided by all the people tested that day, excluding people who have previously tested positive.

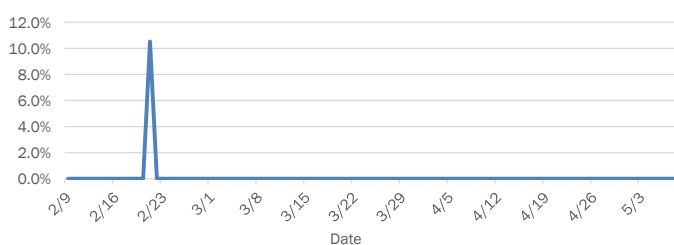


Emergency department (ED) chief complaint and admission data for Franklin County

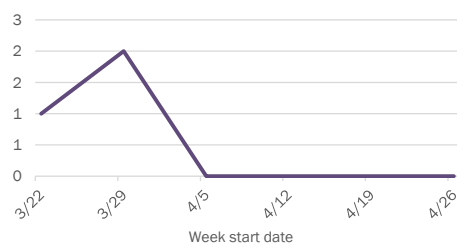
Daily percent of ED visits mentioning cough, fever, or shortness of breath



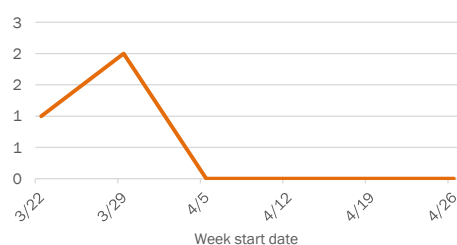
Daily percent of ED visits resulting in cough-associated admissions



Weekly count of ED visits for influenza-like illness



Weekly count of ED visits for COVID-like illness



The Electronic Surveillance System for the Early Notification of Community-Based Epidemics (ESSENCE-FL) includes chief complaint data from 213 of 214 Florida EDs. Data are transmitted electronically to ESSENCE-FL daily or hourly.

Coronavirus: summary for Gadsden County

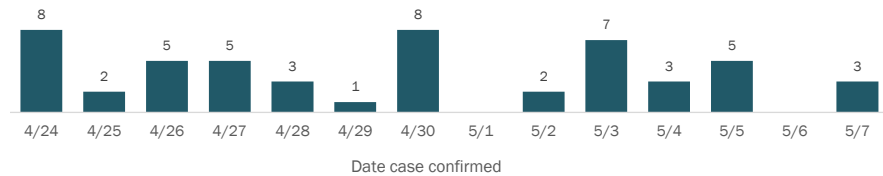
Data for May 8, 2020 (verified at 10 AM)

Data in this report are provisional and subject to change.

Confirmed cases

Total cases	123
Florida residents	122
Non-Florida residents	1
Gender for Florida residents	
Men	42
Women	80
Unknown	0
Age for Florida residents	
Range	4 - 83
Median age	47

Cases confirmed in Florida residents per day



Race, ethnicity	Cases	Hospitalizations	Deaths
White	18	7	0
Hispanic	2	0	0
Non-Hispanic	13	5	0
Unknown ethnicity	3	2	0
Black	70	13	0
Hispanic	0	0	0
Non-Hispanic	64	13	0
Unknown ethnicity	6	0	0
Other	2	2	0
Hispanic	2	2	0
Non-Hispanic	0	0	0
Unknown ethnicity	0	0	0
Unknown race	32	1	0
Hispanic	0	0	0
Non-Hispanic	1	0	0
Unknown ethnicity	31	1	0
Total	122	23	0

Outcomes for Florida residents

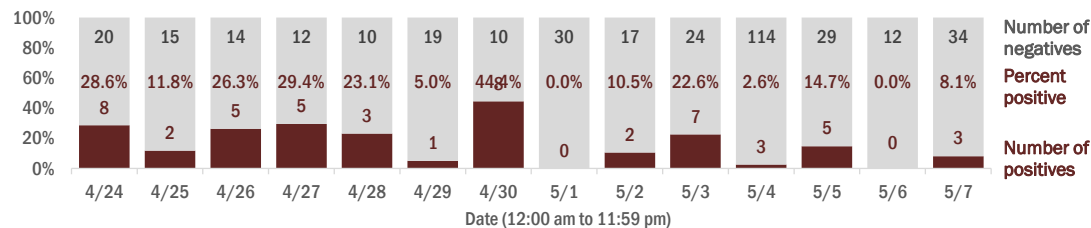
Gadsden		
Hospitalizations	23	(19% of all cases)
Deaths	0	(0% of all cases)
Statewide		
Hospitalizations	6,929	(18% of all cases)
Deaths	1,669	(4% of all cases)

Hospitalization counts include anyone who was hospitalized at some point during their illness. It does not reflect the number of people currently hospitalized.
Other race includes any person with a race of American Indian/Alaskan native, Asian, native Hawaiian/Pacific Islander, or other.

Laboratory testing for Florida residents and non-Florida residents over the past 2 weeks

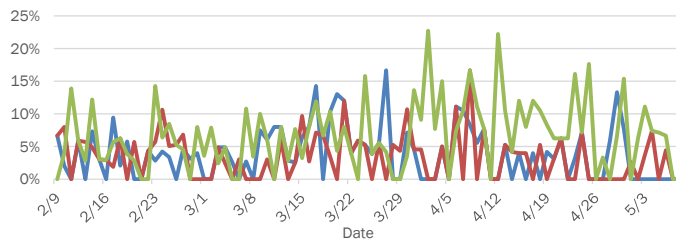
Number and percent of positive labs

These counts include the number of people for whom the department received laboratory results by day. This percent is the number of people who test positive for the first time divided by all the people tested that day, excluding people who have previously tested positive.

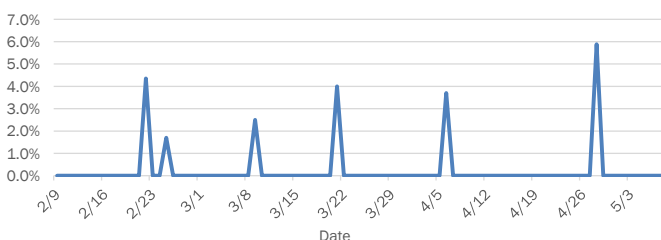


Emergency department (ED) chief complaint and admission data for Gadsden County

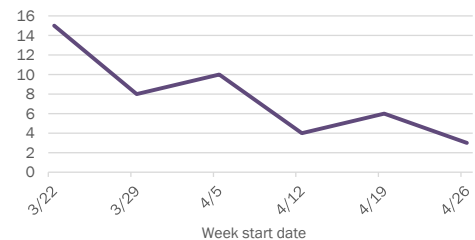
Daily percent of ED visits mentioning cough, fever, or shortness of breath



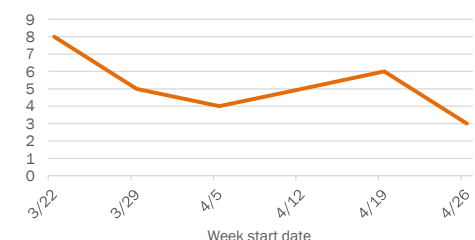
Daily percent of ED visits resulting in cough-associated admissions



Weekly count of ED visits for influenza-like illness



Weekly count of ED visits for COVID-like illness



The Electronic Surveillance System for the Early Notification of Community-Based Epidemics (ESSENCE-FL) includes chief complaint data from 213 of 214 Florida EDs. Data are transmitted electronically to ESSENCE-FL daily or hourly.

Coronavirus: summary for Gilchrist County

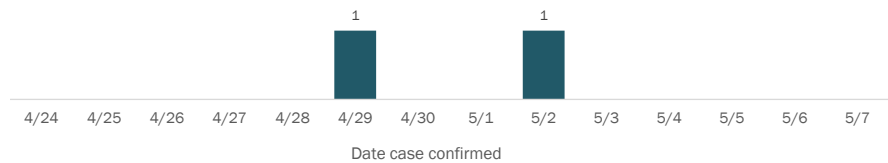
Data for May 8, 2020 (verified at 10 AM)

Data in this report are provisional and subject to change.

Confirmed cases

Total cases	6
Florida residents	6
Non-Florida residents	0
Gender for Florida residents	
Men	2
Women	4
Unknown	0
Age for Florida residents	
Range	25 - 61
Median age	50

Cases confirmed in Florida residents per day



Race, ethnicity	Cases	Hospitalizations	Deaths
White	5	83%	0
Hispanic	0	0%	0
Non-Hispanic	5	83%	0
Unknown ethnicity	0	0%	0
Black	1	17%	0
Hispanic	0	0%	0
Non-Hispanic	1	17%	0
Unknown ethnicity	0	0%	0
Other	0	0%	0
Hispanic	0	0%	0
Non-Hispanic	0	0%	0
Unknown ethnicity	0	0%	0
Unknown race	0	0%	0
Hispanic	0	0%	0
Non-Hispanic	0	0%	0
Unknown ethnicity	0	0%	0
Total	6	0	0

Outcomes for Florida residents

Gilchrist		
Hospitalizations	0	(0% of all cases)
Deaths	0	(0% of all cases)
Statewide		
Hospitalizations	6,929	(18% of all cases)
Deaths	1,669	(4% of all cases)

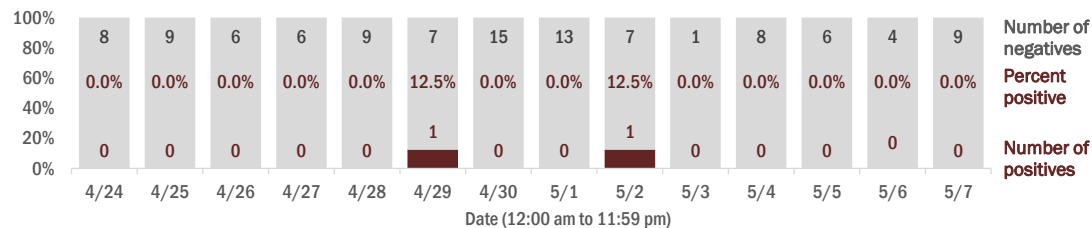
Hospitalization counts include anyone who was hospitalized at some point during their illness. It does not reflect the number of people currently hospitalized.

Other race includes any person with a race of American Indian/Alaskan native, Asian, native Hawaiian/Pacific Islander, or other.

Laboratory testing for Florida residents and non-Florida residents over the past 2 weeks

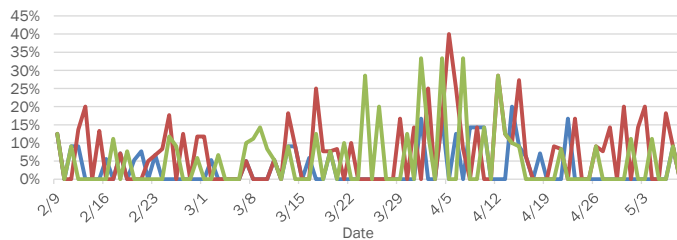
Number and percent of positive labs

These counts include the number of people for whom the department received laboratory results by day. This percent is the number of people who test positive for the first time divided by all the people tested that day, excluding people who have previously tested positive.

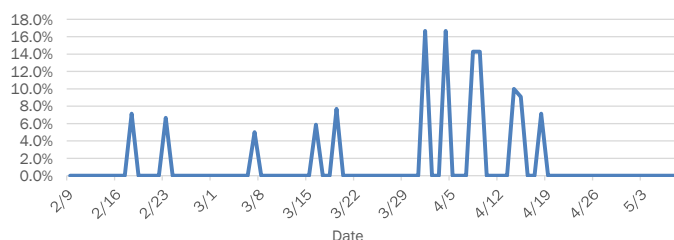


Emergency department (ED) chief complaint and admission data for Gilchrist County

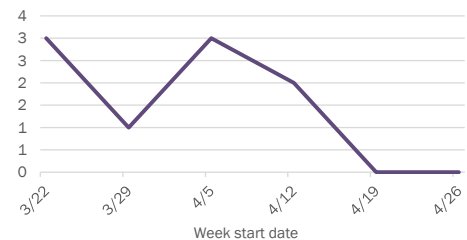
Daily percent of ED visits mentioning cough, fever, or shortness of breath



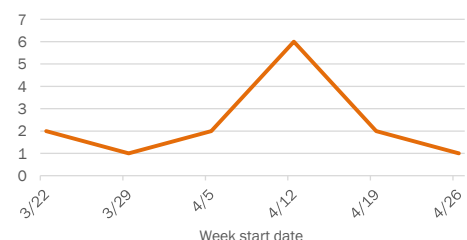
Daily percent of ED visits resulting in cough-associated admissions



Weekly count of ED visits for influenza-like illness



Weekly count of ED visits for COVID-like illness



The Electronic Surveillance System for the Early Notification of Community-Based Epidemics (ESSENCE-FL) includes chief complaint data from 213 of 214 Florida EDs. Data are transmitted electronically to ESSENCE-FL daily or hourly.

Coronavirus: summary for Glades County

Data for May 8, 2020 (verified at 10 AM)

Data in this report are provisional and subject to change.

Confirmed cases

Total cases 6

Florida residents 6

Non-Florida residents 0

Gender for Florida residents

Men 3

Women 3

Unknown 0

Age for Florida residents

Range 30 - 89

Median age 61

Cases confirmed in Florida residents per day



Race, ethnicity	Cases	Hospitalizations	Deaths
White	3	2	1
Hispanic	0	0	0
Non-Hispanic	3	2	1
Unknown ethnicity	0	0	0
Black	3	1	0
Hispanic	0	0	0
Non-Hispanic	2	1	0
Unknown ethnicity	1	0	0
Other	0	0	0
Hispanic	0	0	0
Non-Hispanic	0	0	0
Unknown ethnicity	0	0	0
Unknown race	0	0	0
Hispanic	0	0	0
Non-Hispanic	0	0	0
Unknown ethnicity	0	0	0
Total	6	3	1

Outcomes for Florida residents

Glades

Hospitalizations 3 (50% of all cases)

Deaths 1 (17% of all cases)

Statewide

Hospitalizations 6,929 (18% of all cases)

Deaths 1,669 (4% of all cases)

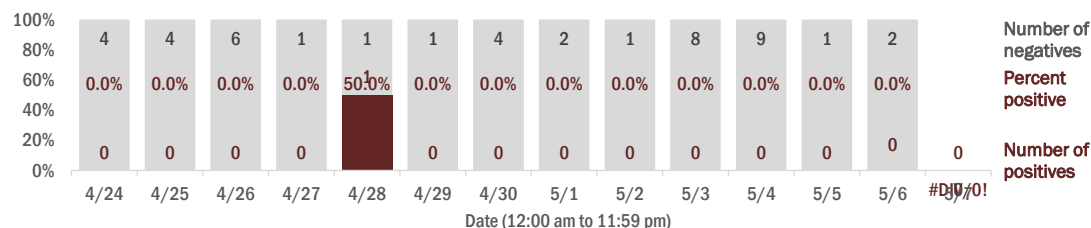
Hospitalization counts include anyone who was hospitalized at some point during their illness. It does not reflect the number of people currently hospitalized.

Other race includes any person with a race of American Indian/Alaskan native, Asian, native Hawaiian/Pacific Islander, or other.

Laboratory testing for Florida residents and non-Florida residents over the past 2 weeks

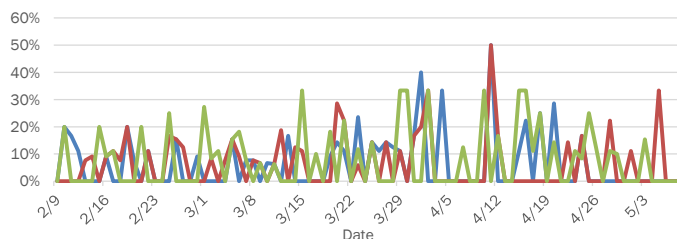
Number and percent of positive labs

These counts include the number of people for whom the department received laboratory results by day. This percent is the number of people who test positive for the first time divided by all the people tested that day, excluding people who have previously tested positive.

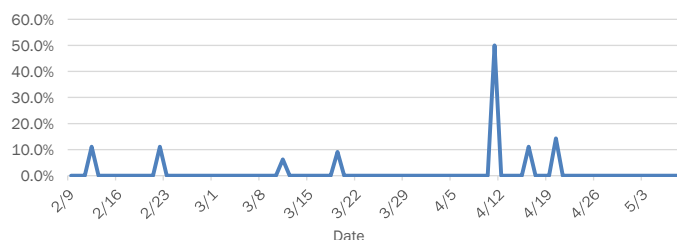


Emergency department (ED) chief complaint and admission data for Glades County

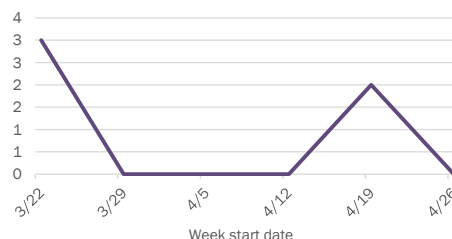
Daily percent of ED visits mentioning cough, fever, or shortness of breath



Daily percent of ED visits resulting in cough-associated admissions



Weekly count of ED visits for influenza-like illness



Weekly count of ED visits for COVID-like illness



The Electronic Surveillance System for the Early Notification of Community-Based Epidemics (ESSENCE-FL) includes chief complaint data from 213 of 214 Florida EDs. Data are transmitted electronically to ESSENCE-FL daily or hourly.

Coronavirus: summary for Gulf County

Data for May 8, 2020 (verified at 10 AM)

Data in this report are provisional and subject to change.

Confirmed cases

Total cases	1	Cases confirmed in Florida residents per day
Florida residents	1	
Non-Florida residents	0	

Gender for Florida residents

Men	0
Women	1
Unknown	0

Age for Florida residents

Range	42 - 42	Date case confirmed
Median age	42	

Race, ethnicity	Cases	Hospitalizations	Deaths
White	1 100%	0	N/A 0
Hispanic	0 0%	0	N/A 0
Non-Hispanic	1 100%	0	N/A 0
Unknown ethnicity	0 0%	0	N/A 0
Black	0 0%	0	N/A 0
Hispanic	0 0%	0	N/A 0
Non-Hispanic	0 0%	0	N/A 0
Unknown ethnicity	0 0%	0	N/A 0
Other	0 0%	0	N/A 0
Hispanic	0 0%	0	N/A 0
Non-Hispanic	0 0%	0	N/A 0
Unknown ethnicity	0 0%	0	N/A 0
Unknown race	0 0%	0	N/A 0
Hispanic	0 0%	0	N/A 0
Non-Hispanic	0 0%	0	N/A 0
Unknown ethnicity	0 0%	0	N/A 0
Total	1	0	0

Hospitalization counts include anyone who was hospitalized at some point during their illness. It does not reflect the number of people currently hospitalized.

Other race includes any person with a race of American Indian/Alaskan native, Asian, native Hawaiian/Pacific Islander, or other.

Outcomes for Florida residents

Gulf		
Hospitalizations	0	(0% of all cases)
Deaths	0	(0% of all cases)

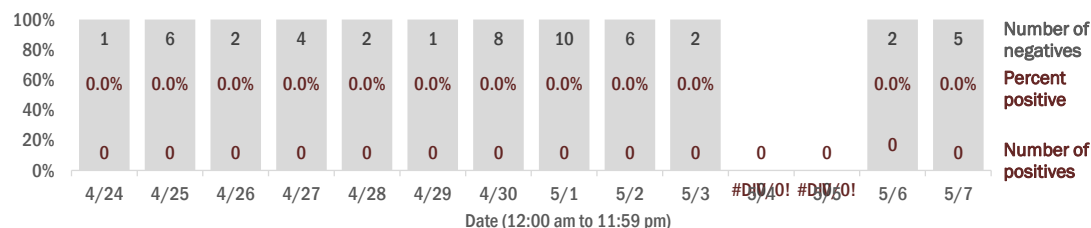
Statewide

Hospitalizations	6,929	(18% of all cases)
Deaths	1,669	(4% of all cases)

Laboratory testing for Florida residents and non-Florida residents over the past 2 weeks

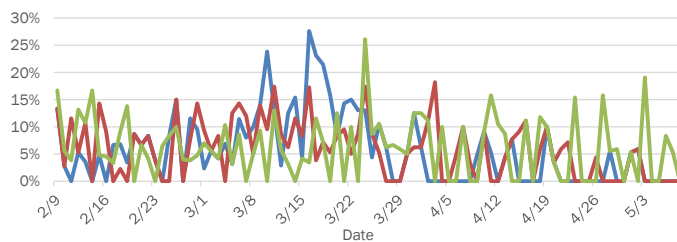
Number and percent of positive labs

These counts include the number of people for whom the department received laboratory results by day. This percent is the number of people who test positive for the first time divided by all the people tested that day, excluding people who have previously tested positive.

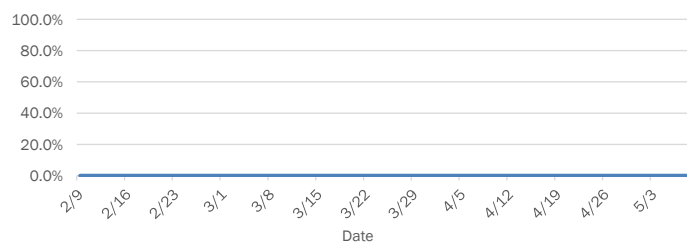


Emergency department (ED) chief complaint and admission data for Gulf County

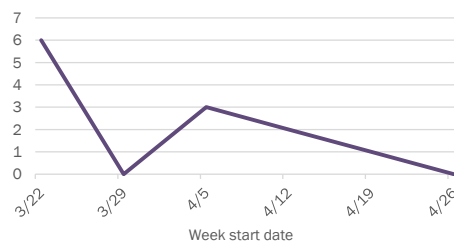
Daily percent of ED visits mentioning cough, fever, or shortness of breath



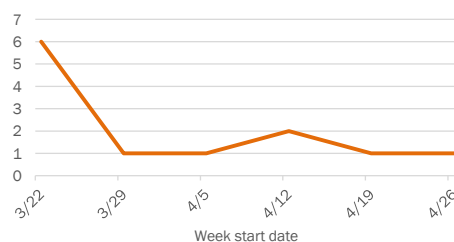
Daily percent of ED visits resulting in cough-associated admissions



Weekly count of ED visits for influenza-like illness



Weekly count of ED visits for COVID-like illness



The Electronic Surveillance System for the Early Notification of Community-Based Epidemics (ESSENCE-FL) includes chief complaint data from 213 of 214 Florida EDs. Data are transmitted electronically to ESSENCE-FL daily or hourly.

Coronavirus: summary for Hamilton County

Data for May 8, 2020 (verified at 10 AM)

Data in this report are provisional and subject to change.

Confirmed cases

Total cases		8	Cases confirmed in Florida residents per day													
Florida residents		7														
Non-Florida residents		1														
Gender for Florida residents																
Men		1														
Women		6														
Unknown		0														
Age for Florida residents																
Range		27 - 64	4/24	4/25	4/26	4/27	4/28	4/29	4/30	5/1	5/2	5/3	5/4	5/5	5/6	5/7
Median age		43	Date case confirmed													

Race, ethnicity	Cases	Hospitalizations	Deaths
White	4	57%	0
Hispanic	0	0%	0
Non-Hispanic	4	57%	0
Unknown ethnicity	0	0%	0
Black	3	43%	0
Hispanic	0	0%	0
Non-Hispanic	2	29%	0
Unknown ethnicity	1	14%	0
Other	0	0%	0
Hispanic	0	0%	0
Non-Hispanic	0	0%	0
Unknown ethnicity	0	0%	0
Unknown race	0	0%	0
Hispanic	0	0%	0
Non-Hispanic	0	0%	0
Unknown ethnicity	0	0%	0
Total	7	0	0

Outcomes for Florida residents

Hamilton		
Hospitalizations	0	(0% of all cases)
Deaths	0	(0% of all cases)
Statewide		
Hospitalizations	6,929	(18% of all cases)
Deaths	1,669	(4% of all cases)

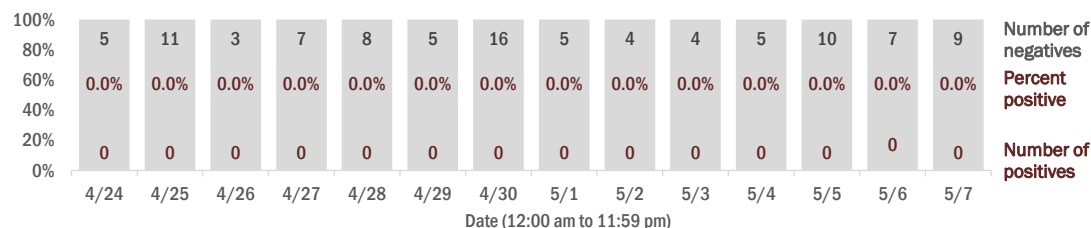
Hospitalization counts include anyone who was hospitalized at some point during their illness. It does not reflect the number of people currently hospitalized.

Other race includes any person with a race of American Indian/Alaskan native, Asian, native Hawaiian/Pacific Islander, or other.

Laboratory testing for Florida residents and non-Florida residents over the past 2 weeks

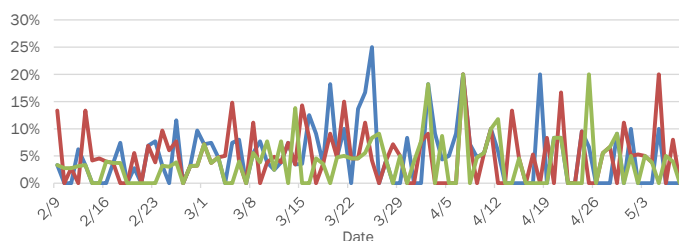
Number and percent of positive labs

These counts include the number of people for whom the department received laboratory results by day. This percent is the number of people who test positive for the first time divided by all the people tested that day, excluding people who have previously tested positive.

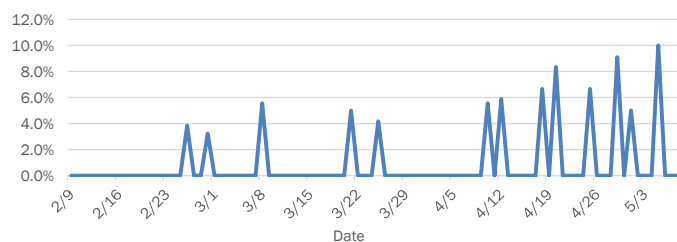


Emergency department (ED) chief complaint and admission data for Hamilton County

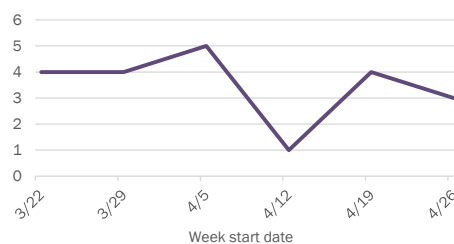
Daily percent of ED visits mentioning cough, fever, or shortness of breath



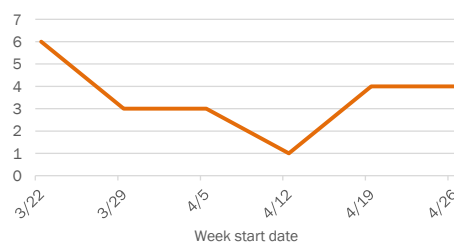
Daily percent of ED visits resulting in cough-associated admissions



Weekly count of ED visits for influenza-like illness



Weekly count of ED visits for COVID-like illness



The Electronic Surveillance System for the Early Notification of Community-Based Epidemics (ESSENCE-FL) includes chief complaint data from 213 of 214 Florida EDs. Data are transmitted electronically to ESSENCE-FL daily or hourly.

Coronavirus: summary for Hardee County

Data for May 8, 2020 (verified at 10 AM)

Data in this report are provisional and subject to change.

Confirmed cases

Total cases 35

Florida residents 33

Non-Florida residents 2

Gender for Florida residents

Men 11

Women 22

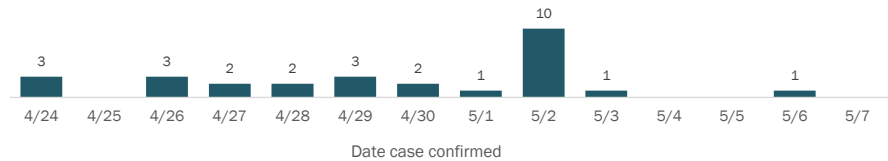
Unknown 0

Age for Florida residents

Range 10 - 83

Median age 35

Cases confirmed in Florida residents per day



Race, ethnicity	Cases	Hospitalizations	Deaths
White	13	2	0
Hispanic	4	0	0
Non-Hispanic	9	2	0
Unknown ethnicity	0	0	0
Black	18	4	0
Hispanic	0	0	0
Non-Hispanic	18	4	0
Unknown ethnicity	0	0	0
Other	2	0	0
Hispanic	1	0	0
Non-Hispanic	1	0	0
Unknown ethnicity	0	0	0
Unknown race	0	0	0
Hispanic	0	0	0
Non-Hispanic	0	0	0
Unknown ethnicity	0	0	0
Total	33	6	0

Outcomes for Florida residents

Hardee		
Hospitalizations	6	(18% of all cases)
Deaths	0	(0% of all cases)

Statewide		
Hospitalizations	6,929	(18% of all cases)
Deaths	1,669	(4% of all cases)

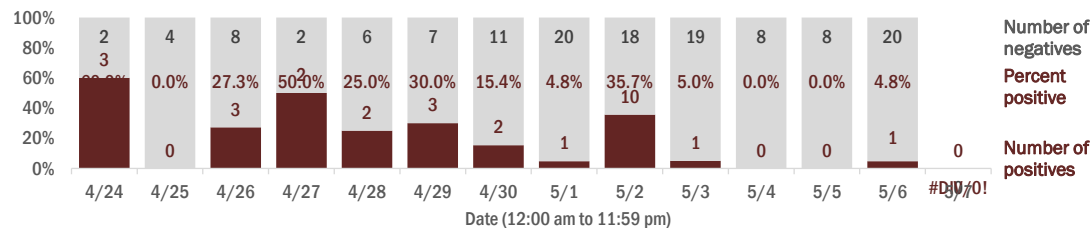
Hospitalization counts include anyone who was hospitalized at some point during their illness. It does not reflect the number of people currently hospitalized.

Other race includes any person with a race of American Indian/Alaskan native, Asian, native Hawaiian/Pacific Islander, or other.

Laboratory testing for Florida residents and non-Florida residents over the past 2 weeks

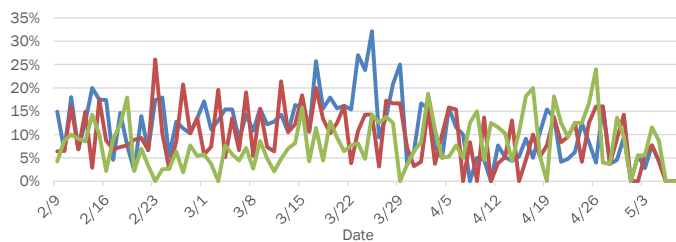
Number and percent of positive labs

These counts include the number of people for whom the department received laboratory results by day. This percent is the number of people who test positive for the first time divided by all the people tested that day, excluding people who have previously tested positive.

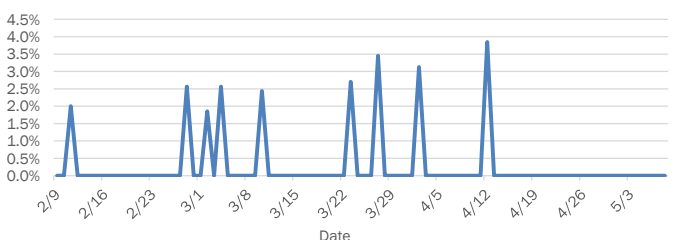


Emergency department (ED) chief complaint and admission data for Hardee County

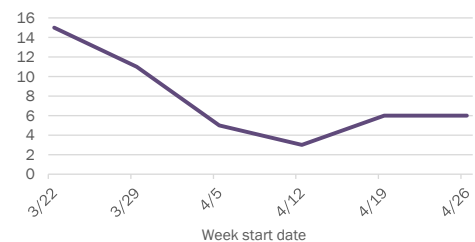
Daily percent of ED visits mentioning cough, fever, or shortness of breath



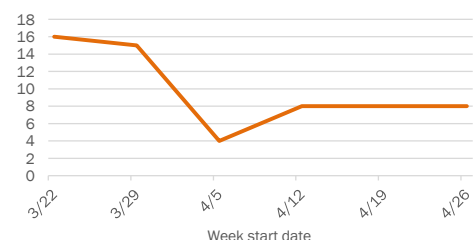
Daily percent of ED visits resulting in cough-associated admissions



Weekly count of ED visits for influenza-like illness



Weekly count of ED visits for COVID-like illness



The Electronic Surveillance System for the Early Notification of Community-Based Epidemics (ESSENCE-FL) includes chief complaint data from 213 of 214 Florida EDs. Data are transmitted electronically to ESSENCE-FL daily or hourly.

Coronavirus: summary for Hendry County

Data for May 8, 2020 (verified at 10 AM)

Data in this report are provisional and subject to change.

Confirmed cases

Total cases 133

Florida residents 133

Non-Florida residents 0

Gender for Florida residents

Men 64

Women 69

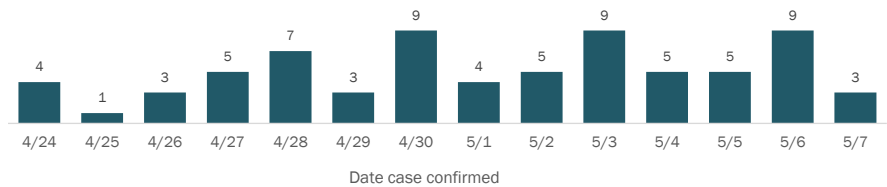
Unknown 0

Age for Florida residents

Range 1 - 101

Median age 46

Cases confirmed in Florida residents per day



Race, ethnicity	Cases	Hospitalizations	Deaths
White	89	16	4
Hispanic	52	8	2
Non-Hispanic	35	8	2
Unknown ethnicity	2	0	0
Black	35	10	1
Hispanic	0	0	0
Non-Hispanic	34	9	1
Unknown ethnicity	1	1	0
Other	2	0	0
Hispanic	1	0	0
Non-Hispanic	1	0	0
Unknown ethnicity	0	0	0
Unknown race	7	0	0
Hispanic	6	0	0
Non-Hispanic	0	0	0
Unknown ethnicity	1	0	0
Total	133	26	5

Outcomes for Florida residents

Hendry

Hospitalizations 26 (20% of all cases)
Deaths 5 (4% of all cases)

Statewide

Hospitalizations 6,929 (18% of all cases)
Deaths 1,669 (4% of all cases)

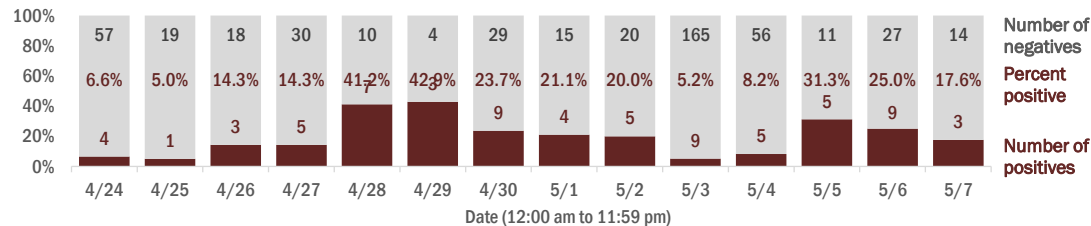
Hospitalization counts include anyone who was hospitalized at some point during their illness. It does not reflect the number of people currently hospitalized.

Other race includes any person with a race of American Indian/Alaskan native, Asian, native Hawaiian/Pacific Islander, or other.

Laboratory testing for Florida residents and non-Florida residents over the past 2 weeks

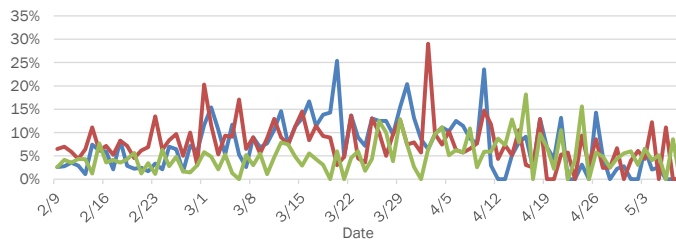
Number and percent of positive labs

These counts include the number of people for whom the department received laboratory results by day. This percent is the number of people who test positive for the first time divided by all the people tested that day, excluding people who have previously tested positive.

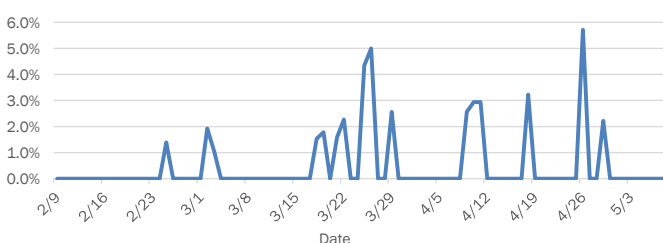


Emergency department (ED) chief complaint and admission data for Hendry County

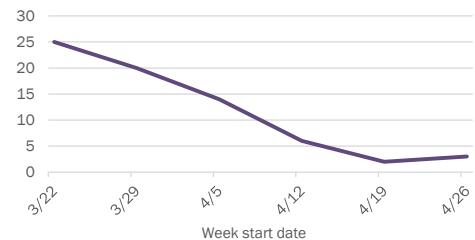
Daily percent of ED visits mentioning cough, fever, or shortness of breath



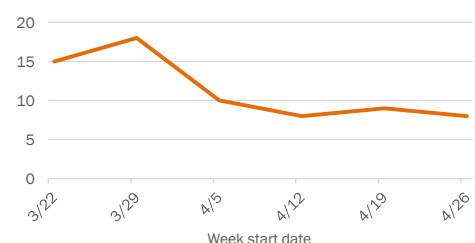
Daily percent of ED visits resulting in cough-associated admissions



Weekly count of ED visits for influenza-like illness



Weekly count of ED visits for COVID-like illness



The Electronic Surveillance System for the Early Notification of Community-Based Epidemics (ESSENCE-FL) includes chief complaint data from 213 of 214 Florida EDs. Data are transmitted electronically to ESSENCE-FL daily or hourly.

Coronavirus: summary for Hernando County

Data for May 8, 2020 (verified at 10 AM)

Data in this report are provisional and subject to change.

Confirmed cases

Total cases 98

Florida residents 92

Non-Florida residents 6

Gender for Florida residents

Men 47

Women 45

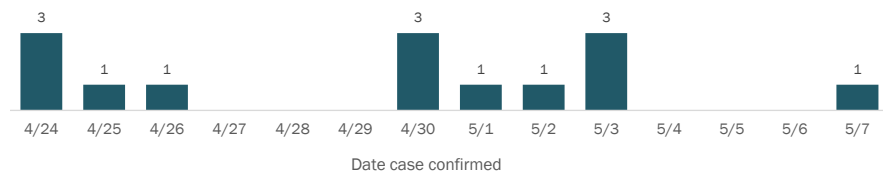
Unknown 0

Age for Florida residents

Range 1 - 85

Median age 48

Cases confirmed in Florida residents per day



Race, ethnicity

	Cases	Hospitalizations	Deaths
White	81	17	4
Hispanic	21	4	1
Non-Hispanic	60	13	3
Unknown ethnicity	0	0	0
Black	9	3	1
Hispanic	0	0	0
Non-Hispanic	9	3	1
Unknown ethnicity	0	0	0
Other	2	1	0
Hispanic	1	1	0
Non-Hispanic	1	0	0
Unknown ethnicity	0	0	0
Unknown race	0	0	0
Hispanic	0	0	0
Non-Hispanic	0	0	0
Unknown ethnicity	0	0	0
Total	92	21	5

Outcomes for Florida residents

Hernando

Hospitalizations	21	(23% of all cases)
Deaths	5	(5% of all cases)

Statewide

Hospitalizations	6,929	(18% of all cases)
Deaths	1,669	(4% of all cases)

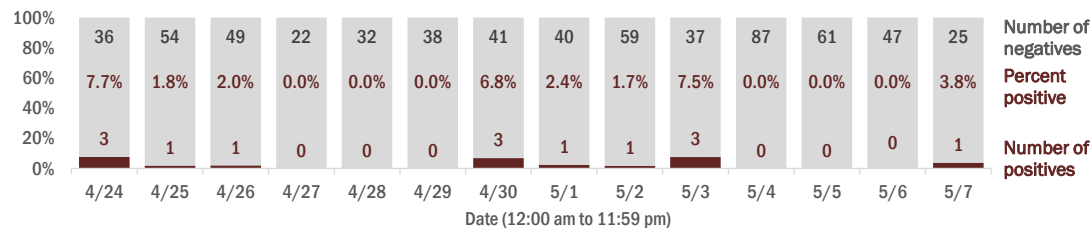
Hospitalization counts include anyone who was hospitalized at some point during their illness. It does not reflect the number of people currently hospitalized.

Other race includes any person with a race of American Indian/Alaskan native, Asian, native Hawaiian/Pacific Islander, or other.

Laboratory testing for Florida residents and non-Florida residents over the past 2 weeks

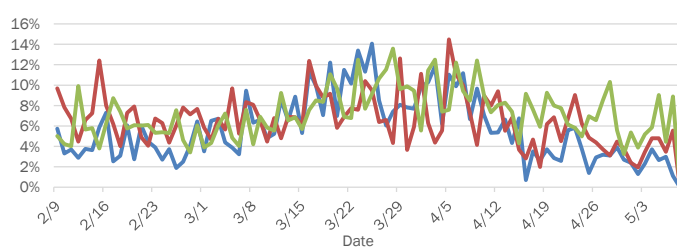
Number and percent of positive labs

These counts include the number of people for whom the department received laboratory results by day. This percent is the number of people who test positive for the first time divided by all the people tested that day, excluding people who have previously tested positive.

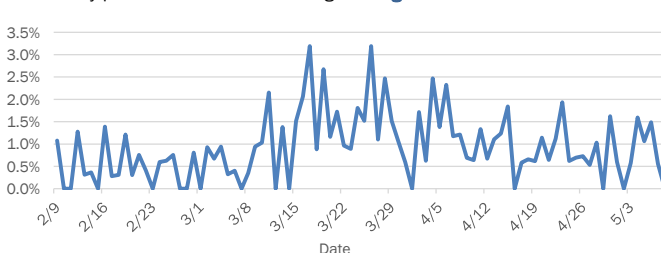


Emergency department (ED) chief complaint and admission data for Hernando County

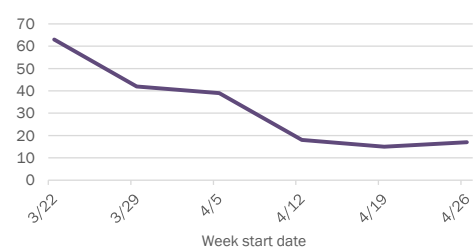
Daily percent of ED visits mentioning cough, fever, or shortness of breath



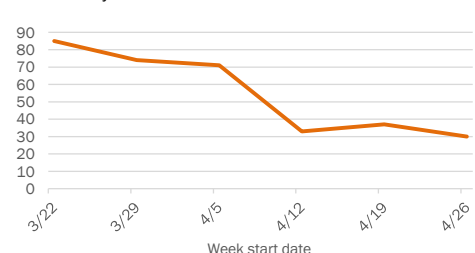
Daily percent of ED visits resulting in cough-associated admissions



Weekly count of ED visits for influenza-like illness



Weekly count of ED visits for COVID-like illness



The Electronic Surveillance System for the Early Notification of Community-Based Epidemics (ESSENCE-FL) includes chief complaint data from 213 of 214 Florida EDs. Data are transmitted electronically to ESSENCE-FL daily or hourly.

Coronavirus: summary for Highlands County

Data for May 8, 2020 (verified at 10 AM)

Data in this report are provisional and subject to change.

Confirmed cases

Total cases 93

Florida residents 92

Non-Florida residents 1

Gender for Florida residents

Men 46

Women 46

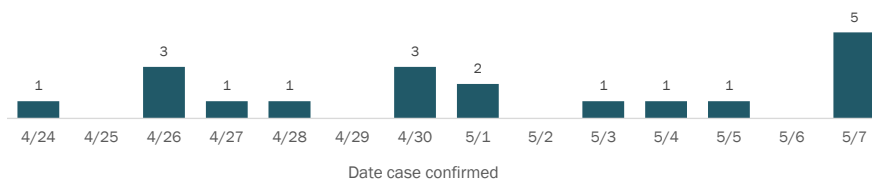
Unknown 0

Age for Florida residents

Range 0 - 85

Median age 55

Cases confirmed in Florida residents per day



Race, ethnicity

	Cases	Hospitalizations	Deaths
White	49	13	2
Hispanic	15	3	0
Non-Hispanic	30	9	2
Unknown ethnicity	4	1	0
Black	23	10	4
Hispanic	1	0	0
Non-Hispanic	20	9	3
Unknown ethnicity	2	1	1
Other	18	7	2
Hispanic	13	5	1
Non-Hispanic	5	2	1
Unknown ethnicity	0	0	0
Unknown race	2	0	0
Hispanic	1	0	0
Non-Hispanic	0	0	0
Unknown ethnicity	1	0	0
Total	92	30	8

Outcomes for Florida residents

Highlands

Hospitalizations 30 (33% of all cases)
Deaths 8 (9% of all cases)

Statewide

Hospitalizations 6,929 (18% of all cases)
Deaths 1,669 (4% of all cases)

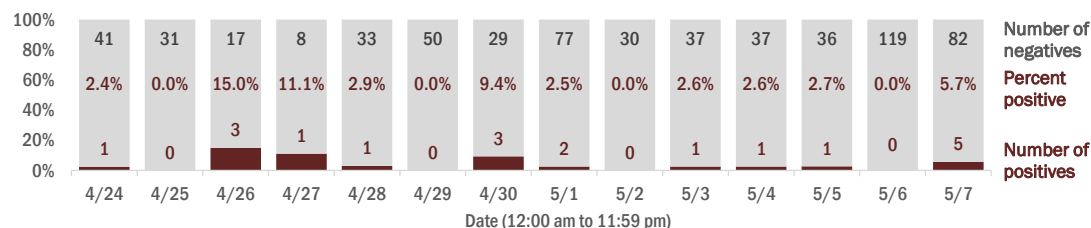
Hospitalization counts include anyone who was hospitalized at some point during their illness. It does not reflect the number of people currently hospitalized.

Other race includes any person with a race of American Indian/Alaskan native, Asian, native Hawaiian/Pacific Islander, or other.

Laboratory testing for Florida residents and non-Florida residents over the past 2 weeks

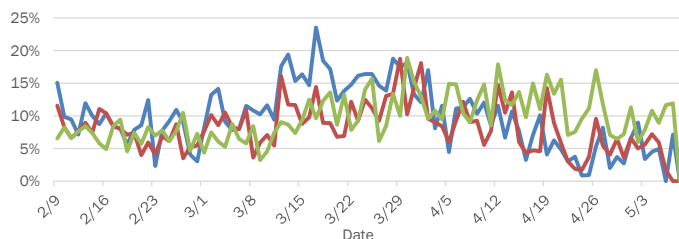
Number and percent of positive labs

These counts include the number of people for whom the department received laboratory results by day. This percent is the number of people who test positive for the first time divided by all the people tested that day, excluding people who have previously tested positive.

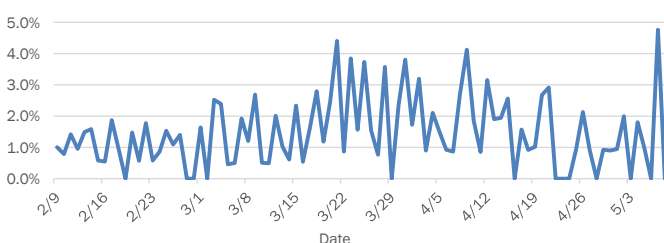


Emergency department (ED) chief complaint and admission data for Highlands County

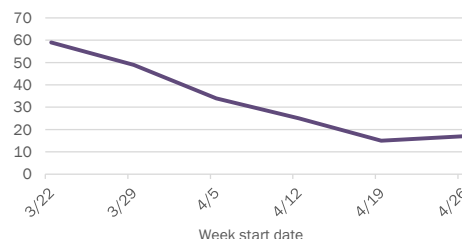
Daily percent of ED visits mentioning cough, fever, or shortness of breath



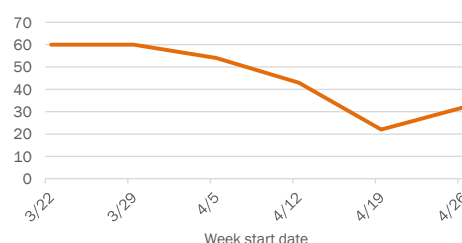
Daily percent of ED visits resulting in cough-associated admissions



Weekly count of ED visits for influenza-like illness



Weekly count of ED visits for COVID-like illness



The Electronic Surveillance System for the Early Notification of Community-Based Epidemics (ESSENCE-FL) includes chief complaint data from 213 of 214 Florida EDs. Data are transmitted electronically to ESSENCE-FL daily or hourly.

Coronavirus: summary for Hillsborough County

Data for May 8, 2020 (verified at 10 AM)

Data in this report are provisional and subject to change.

Confirmed cases

Total cases 1,371

Florida residents 1,319

Non-Florida residents 52

Gender for Florida residents

Men 636

Women 682

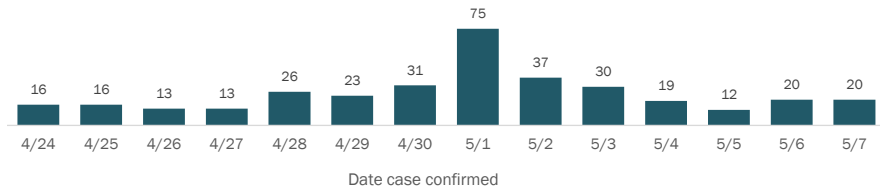
Unknown 1

Age for Florida residents

Range 0 - 104

Median age 47

Cases confirmed in Florida residents per day



Race, ethnicity	Cases	Hospitalizations	Deaths
White	654	138	22
Hispanic	205	39	1
Non-Hispanic	412	91	19
Unknown ethnicity	37	8	2
Black	244	73	7
Hispanic	8	2	0
Non-Hispanic	228	68	7
Unknown ethnicity	8	3	0
Other	258	52	5
Hispanic	132	28	3
Non-Hispanic	97	18	2
Unknown ethnicity	29	6	0
Unknown race	163	13	3
Hispanic	10	0	0
Non-Hispanic	6	0	0
Unknown ethnicity	147	13	3
Total	1,319	276	37

Outcomes for Florida residents

Hillsborough

Hospitalizations 276 (21% of all cases)
Deaths 37 (3% of all cases)

Statewide

Hospitalizations 6,929 (18% of all cases)
Deaths 1,669 (4% of all cases)

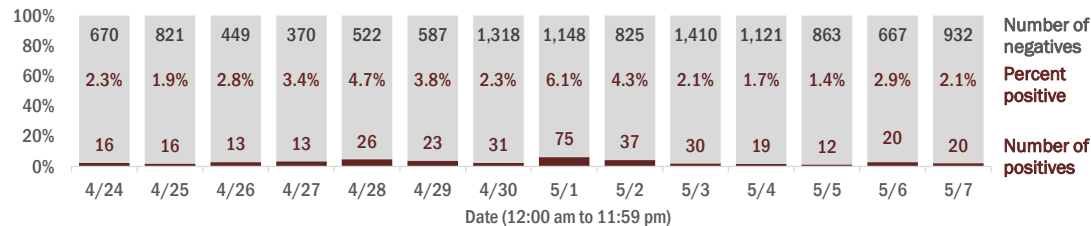
Hospitalization counts include anyone who was hospitalized at some point during their illness. It does not reflect the number of people currently hospitalized.

Other race includes any person with a race of American Indian/Alaskan native, Asian, native Hawaiian/Pacific Islander, or other.

Laboratory testing for Florida residents and non-Florida residents over the past 2 weeks

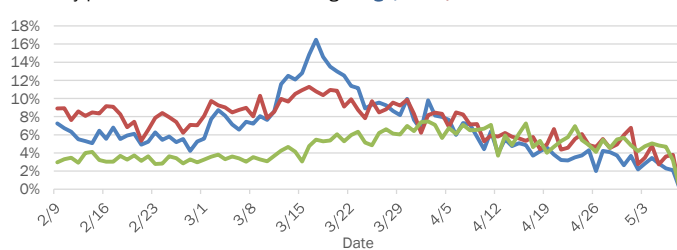
Number and percent of positive labs

These counts include the number of people for whom the department received laboratory results by day. This percent is the number of people who test positive for the first time divided by all the people tested that day, excluding people who have previously tested positive.

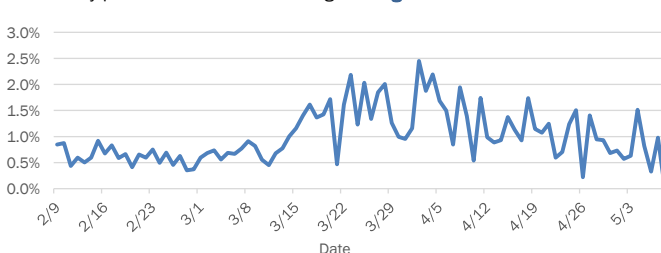


Emergency department (ED) chief complaint and admission data for Hillsborough County

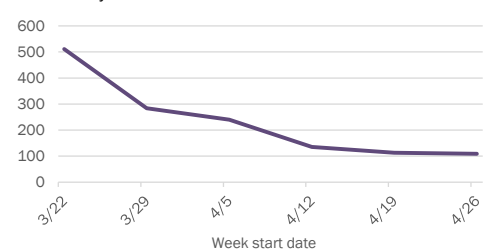
Daily percent of ED visits mentioning cough, fever, or shortness of breath



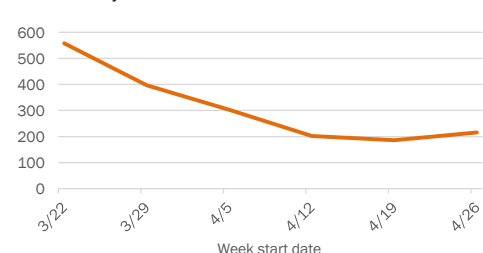
Daily percent of ED visits resulting in cough-associated admissions



Weekly count of ED visits for influenza-like illness



Weekly count of ED visits for COVID-like illness



The Electronic Surveillance System for the Early Notification of Community-Based Epidemics (ESSENCE-FL) includes chief complaint data from 213 of 214 Florida EDs. Data are transmitted electronically to ESSENCE-FL daily or hourly.

Coronavirus: summary for Holmes County

Data for May 8, 2020 (verified at 10 AM)

Data in this report are provisional and subject to change.

Confirmed cases

Total cases 10

Florida residents 10

Non-Florida residents 0

Gender for Florida residents

Men 6

Women 4

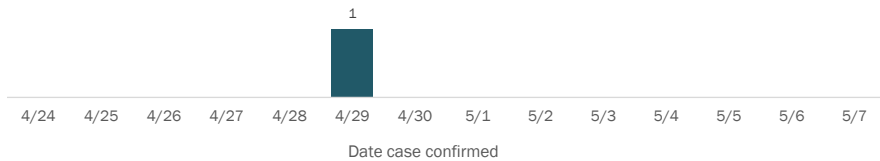
Unknown 0

Age for Florida residents

Range 1 - 73

Median age 42

Cases confirmed in Florida residents per day



Race, ethnicity	Cases	Hospitalizations	Deaths
White	7	0	0
Hispanic	0	0	0
Non-Hispanic	7	0	0
Unknown ethnicity	0	0	0
Black	1	0	0
Hispanic	0	0	0
Non-Hispanic	1	0	0
Unknown ethnicity	0	0	0
Other	1	0	0
Hispanic	0	0	0
Non-Hispanic	1	0	0
Unknown ethnicity	0	0	0
Unknown race	1	0	0
Hispanic	0	0	0
Non-Hispanic	0	0	0
Unknown ethnicity	1	0	0
Total	10	0	0

Outcomes for Florida residents

Holmes

Hospitalizations 0 (0% of all cases)

Deaths 0 (0% of all cases)

Statewide

Hospitalizations 6,929 (18% of all cases)

Deaths 1,669 (4% of all cases)

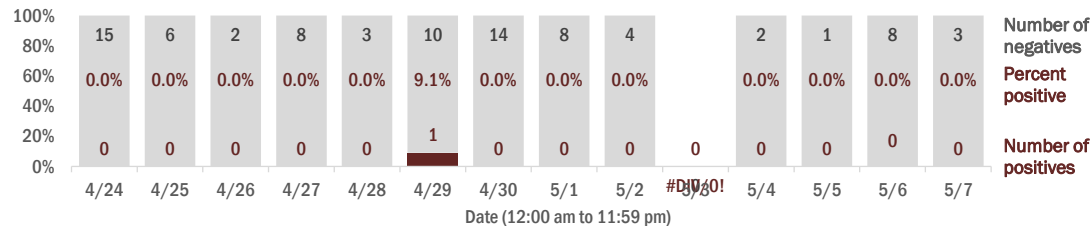
Hospitalization counts include anyone who was hospitalized at some point during their illness. It does not reflect the number of people currently hospitalized.

Other race includes any person with a race of American Indian/Alaskan native, Asian, native Hawaiian/Pacific Islander, or other.

Laboratory testing for Florida residents and non-Florida residents over the past 2 weeks

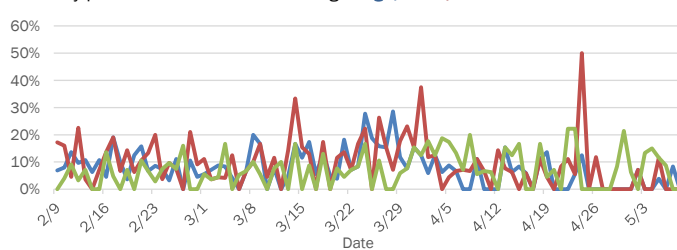
Number and percent of positive labs

These counts include the number of people for whom the department received laboratory results by day. This percent is the number of people who test positive for the first time divided by all the people tested that day, excluding people who have previously tested positive.

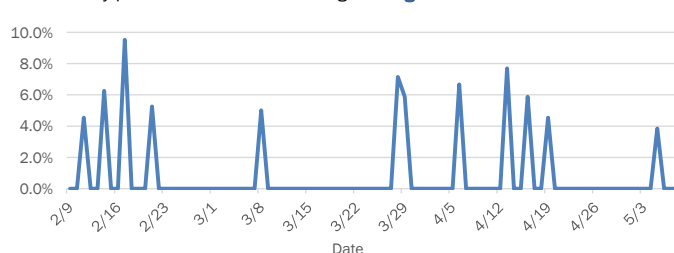


Emergency department (ED) chief complaint and admission data for Holmes County

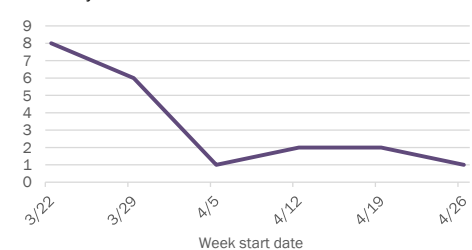
Daily percent of ED visits mentioning cough, fever, or shortness of breath



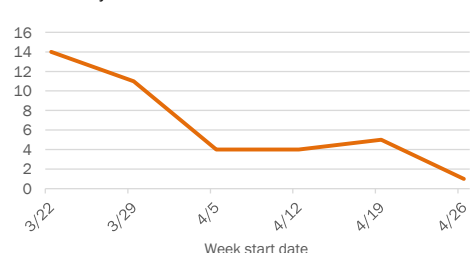
Daily percent of ED visits resulting in cough-associated admissions



Weekly count of ED visits for influenza-like illness



Weekly count of ED visits for COVID-like illness



The Electronic Surveillance System for the Early Notification of Community-Based Epidemics (ESSENCE-FL) includes chief complaint data from 213 of 214 Florida EDs. Data are transmitted electronically to ESSENCE-FL daily or hourly.

Coronavirus: summary for Indian River County

Data for May 8, 2020 (verified at 10 AM)

Data in this report are provisional and subject to change.

Confirmed cases

Total cases 100

Florida residents 89

Non-Florida residents 11

Gender for Florida residents

Men 49

Women 39

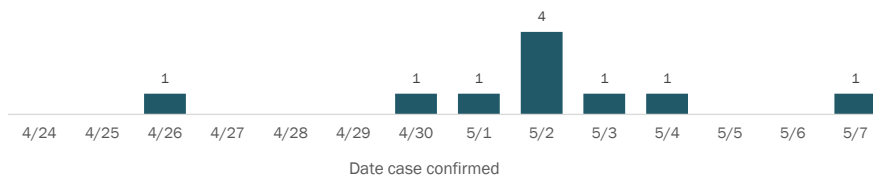
Unknown 1

Age for Florida residents

Range 8 - 94

Median age 62

Cases confirmed in Florida residents per day



Race, ethnicity

	Cases	Hospitalizations	Deaths
White	62 70%	14 58%	6 75%
Hispanic	4 4%	0 0%	0 0%
Non-Hispanic	53 60%	13 54%	6 75%
Unknown ethnicity	5 6%	1 4%	0 0%
Black	6 7%	3 13%	2 25%
Hispanic	0 0%	0 0%	0 0%
Non-Hispanic	6 7%	3 13%	2 25%
Unknown ethnicity	0 0%	0 0%	0 0%
Other	14 16%	7 29%	0 0%
Hispanic	2 2%	1 4%	0 0%
Non-Hispanic	7 8%	4 17%	0 0%
Unknown ethnicity	5 6%	2 8%	0 0%
Unknown race	7 8%	0 0%	0 0%
Hispanic	0 0%	0 0%	0 0%
Non-Hispanic	0 0%	0 0%	0 0%
Unknown ethnicity	7 8%	0 0%	0 0%
Total	89	24	8

Outcomes for Florida residents

Indian River

Hospitalizations	24	(27% of all cases)
Deaths	8	(9% of all cases)

Statewide

Hospitalizations	6,929	(18% of all cases)
Deaths	1,669	(4% of all cases)

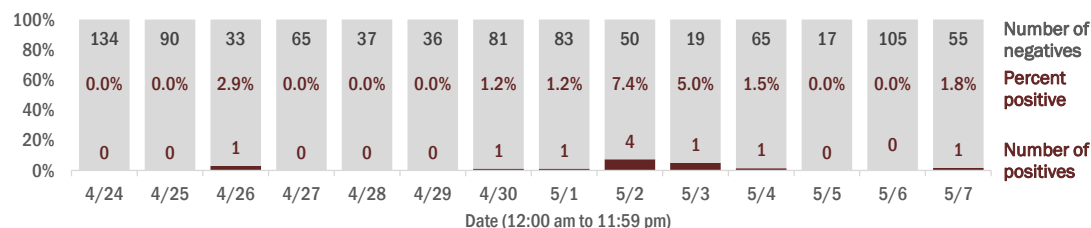
Hospitalization counts include anyone who was hospitalized at some point during their illness. It does not reflect the number of people currently hospitalized.

Other race includes any person with a race of American Indian/Alaskan native, Asian, native Hawaiian/Pacific Islander, or other.

Laboratory testing for Florida residents and non-Florida residents over the past 2 weeks

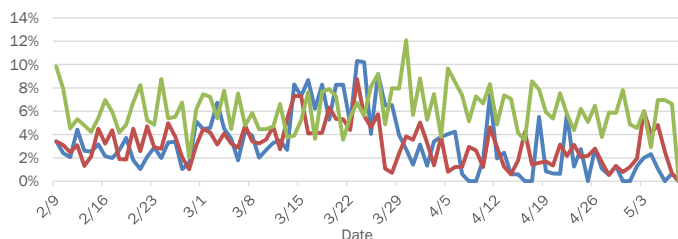
Number and percent of positive labs

These counts include the number of people for whom the department received laboratory results by day. This percent is the number of people who test positive for the first time divided by all the people tested that day, excluding people who have previously tested positive.

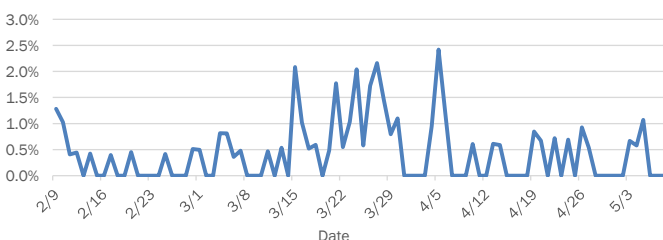


Emergency department (ED) chief complaint and admission data for Indian River County

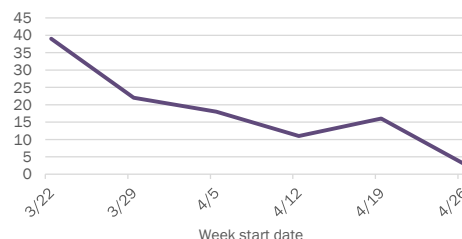
Daily percent of ED visits mentioning cough, fever, or shortness of breath



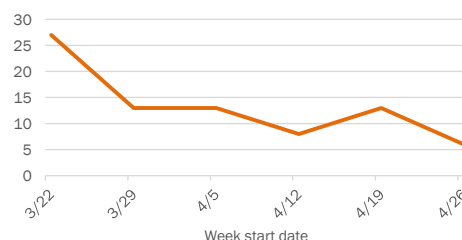
Daily percent of ED visits resulting in cough-associated admissions



Weekly count of ED visits for influenza-like illness



Weekly count of ED visits for COVID-like illness



The Electronic Surveillance System for the Early Notification of Community-Based Epidemics (ESSENCE-FL) includes chief complaint data from 213 of 214 Florida EDs. Data are transmitted electronically to ESSENCE-FL daily or hourly.

Coronavirus: summary for Jackson County

Data for May 8, 2020 (verified at 10 AM)

Data in this report are provisional and subject to change.

Confirmed cases

Total cases	74
Florida residents	73
Non-Florida residents	1

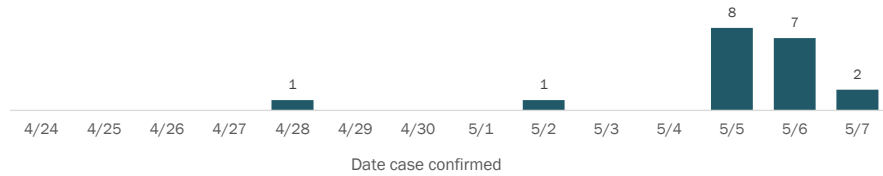
Gender for Florida residents

Men	61
Women	12
Unknown	0

Age for Florida residents

Range	4 - 82
Median age	39

Cases confirmed in Florida residents per day



Race, ethnicity	Cases	Hospitalizations	Deaths
White	34	0	0
Hispanic	2	0	0
Non-Hispanic	8	0	0
Unknown ethnicity	24	0	0
Black	29	1	0
Hispanic	0	0	0
Non-Hispanic	15	1	0
Unknown ethnicity	14	0	0
Other	4	0	0
Hispanic	2	0	0
Non-Hispanic	0	0	0
Unknown ethnicity	2	0	0
Unknown race	6	0	0
Hispanic	0	0	0
Non-Hispanic	0	0	0
Unknown ethnicity	6	0	0
Total	73	1	0

Outcomes for Florida residents

Jackson		
Hospitalizations	1	(1% of all cases)
Deaths	0	(0% of all cases)

Statewide		
Hospitalizations	6,929	(18% of all cases)
Deaths	1,669	(4% of all cases)

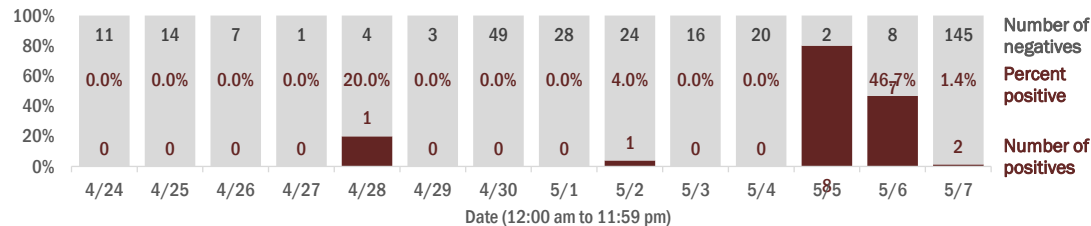
Hospitalization counts include anyone who was hospitalized at some point during their illness. It does not reflect the number of people currently hospitalized.

Other race includes any person with a race of American Indian/Alaskan native, Asian, native Hawaiian/Pacific Islander, or other.

Laboratory testing for Florida residents and non-Florida residents over the past 2 weeks

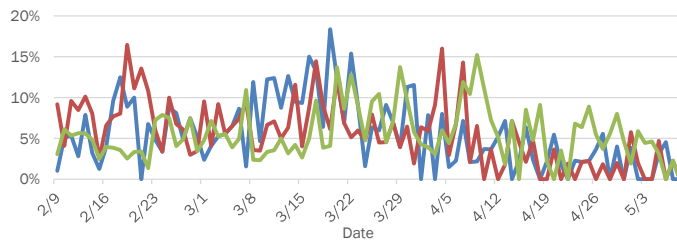
Number and percent of positive labs

These counts include the number of people for whom the department received laboratory results by day. This percent is the number of people who test positive for the first time divided by all the people tested that day, excluding people who have previously tested positive.

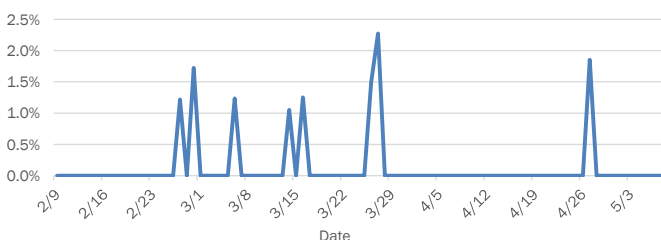


Emergency department (ED) chief complaint and admission data for Jackson County

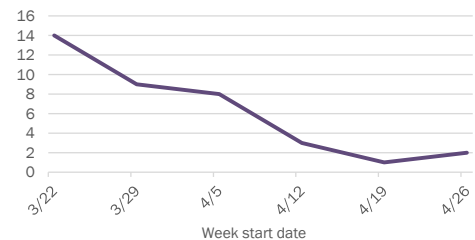
Daily percent of ED visits mentioning cough, fever, or shortness of breath



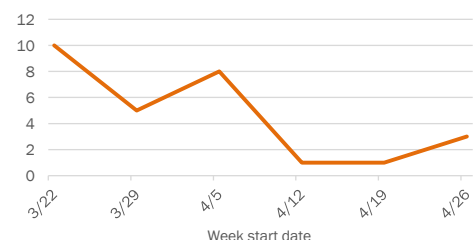
Daily percent of ED visits resulting in cough-associated admissions



Weekly count of ED visits for influenza-like illness



Weekly count of ED visits for COVID-like illness



The Electronic Surveillance System for the Early Notification of Community-Based Epidemics (ESSENCE-FL) includes chief complaint data from 213 of 214 Florida EDs. Data are transmitted electronically to ESSENCE-FL daily or hourly.

Coronavirus: summary for Jefferson County

Data for May 8, 2020 (verified at 10 AM)

Data in this report are provisional and subject to change.

Confirmed cases

Total cases 28

Florida residents 26

Non-Florida residents 2

Gender for Florida residents

Men 13

Women 13

Unknown 0

Age for Florida residents

Range 29 - 95

Median age 67

Cases confirmed in Florida residents per day



Race, ethnicity	Cases	Hospitalizations	Deaths
White	11	4	2
Hispanic	0	0	0
Non-Hispanic	9	4	1
Unknown ethnicity	2	0	1
Black	11	3	0
Hispanic	0	0	0
Non-Hispanic	11	3	0
Unknown ethnicity	0	0	0
Other	4	0	0
Hispanic	3	0	0
Non-Hispanic	1	0	0
Unknown ethnicity	0	0	0
Unknown race	0	0	0
Hispanic	0	0	0
Non-Hispanic	0	0	0
Unknown ethnicity	0	0	0
Total	26	7	2

Outcomes for Florida residents

Jefferson

Hospitalizations 7 (27% of all cases)

Deaths 2 (8% of all cases)

Statewide

Hospitalizations 6,929 (18% of all cases)

Deaths 1,669 (4% of all cases)

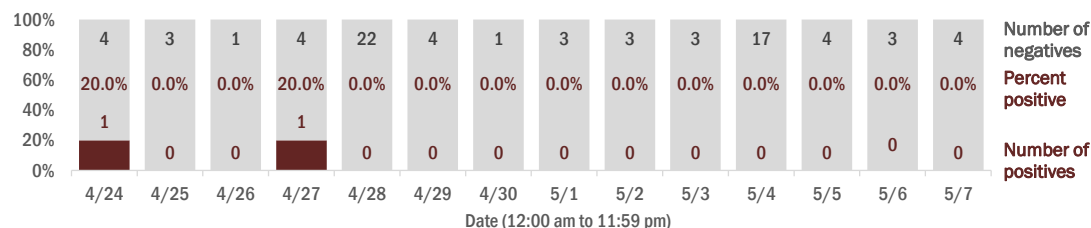
Hospitalization counts include anyone who was hospitalized at some point during their illness. It does not reflect the number of people currently hospitalized.

Other race includes any person with a race of American Indian/Alaskan native, Asian, native Hawaiian/Pacific Islander, or other.

Laboratory testing for Florida residents and non-Florida residents over the past 2 weeks

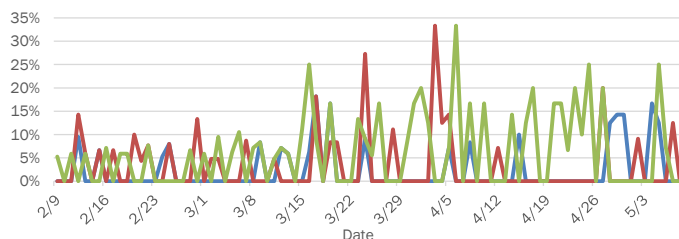
Number and percent of positive labs

These counts include the number of people for whom the department received laboratory results by day. This percent is the number of people who test positive for the first time divided by all the people tested that day, excluding people who have previously tested positive.

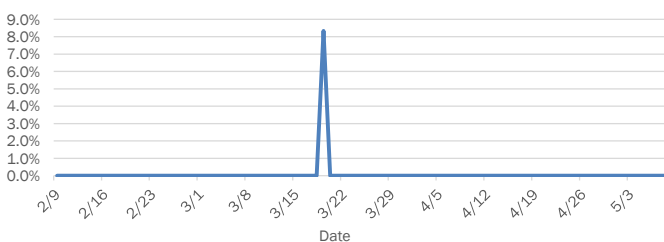


Emergency department (ED) chief complaint and admission data for Jefferson County

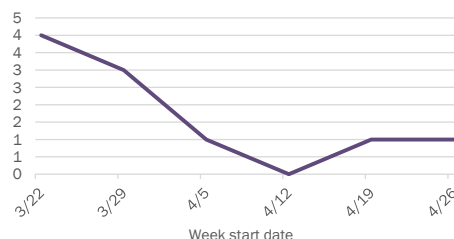
Daily percent of ED visits mentioning cough, fever, or shortness of breath



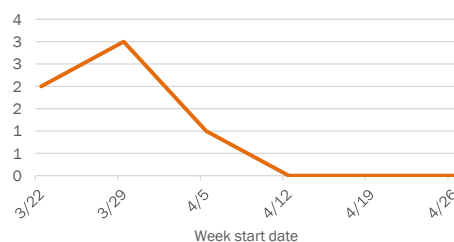
Daily percent of ED visits resulting in cough-associated admissions



Weekly count of ED visits for influenza-like illness



Weekly count of ED visits for COVID-like illness



The Electronic Surveillance System for the Early Notification of Community-Based Epidemics (ESSENCE-FL) includes chief complaint data from 213 of 214 Florida EDs. Data are transmitted electronically to ESSENCE-FL daily or hourly.

Coronavirus: summary for Lafayette County

Data for May 8, 2020 (verified at 10 AM)

Data in this report are provisional and subject to change.

Confirmed cases

Total cases 3

Florida residents 3

Non-Florida residents 0

Gender for Florida residents

Men 1

Women 2

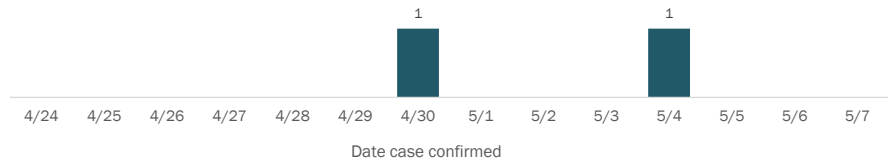
Unknown 0

Age for Florida residents

Range 27 - 98

Median age 47

Cases confirmed in Florida residents per day



Race, ethnicity	Cases	Hospitalizations	Deaths
White	3	1	0
Hispanic	1	0	0
Non-Hispanic	2	1	0
Unknown ethnicity	0	0	0
Black	0	0	0
Hispanic	0	0	0
Non-Hispanic	0	0	0
Unknown ethnicity	0	0	0
Other	0	0	0
Hispanic	0	0	0
Non-Hispanic	0	0	0
Unknown ethnicity	0	0	0
Unknown race	0	0	0
Hispanic	0	0	0
Non-Hispanic	0	0	0
Unknown ethnicity	0	0	0
Total	3	1	0

Outcomes for Florida residents

Lafayette

Hospitalizations 1 (33% of all cases)
Deaths 0 (0% of all cases)

Statewide

Hospitalizations 6,929 (18% of all cases)
Deaths 1,669 (4% of all cases)

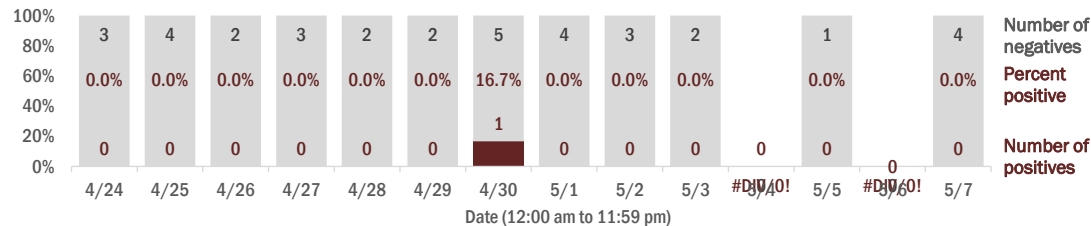
Hospitalization counts include anyone who was hospitalized at some point during their illness. It does not reflect the number of people currently hospitalized.

Other race includes any person with a race of American Indian/Alaskan native, Asian, native Hawaiian/Pacific Islander, or other.

Laboratory testing for Florida residents and non-Florida residents over the past 2 weeks

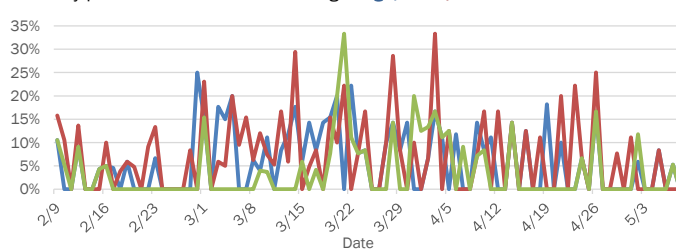
Number and percent of positive labs

These counts include the number of people for whom the department received laboratory results by day. This percent is the number of people who test positive for the first time divided by all the people tested that day, excluding people who have previously tested positive.

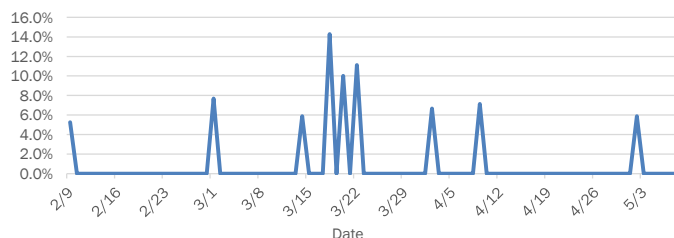


Emergency department (ED) chief complaint and admission data for Lafayette County

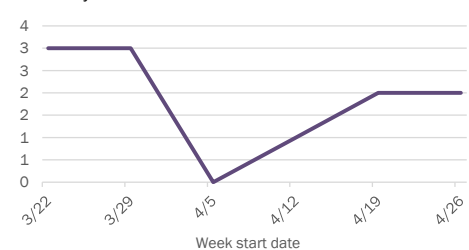
Daily percent of ED visits mentioning cough, fever, or shortness of breath



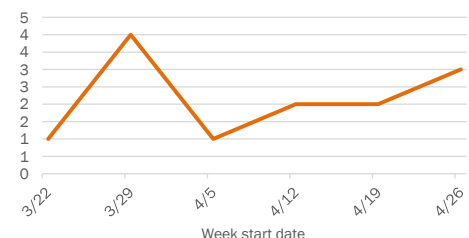
Daily percent of ED visits resulting in cough-associated admissions



Weekly count of ED visits for influenza-like illness



Weekly count of ED visits for COVID-like illness



The Electronic Surveillance System for the Early Notification of Community-Based Epidemics (ESSENCE-FL) includes chief complaint data from 213 of 214 Florida EDs. Data are transmitted electronically to ESSENCE-FL daily or hourly.

Coronavirus: summary for Lake County

Data for May 8, 2020 (verified at 10 AM)

Data in this report are provisional and subject to change.

Confirmed cases

Total cases 237

Florida residents 225

Non-Florida residents 12

Gender for Florida residents

Men 112

Women 113

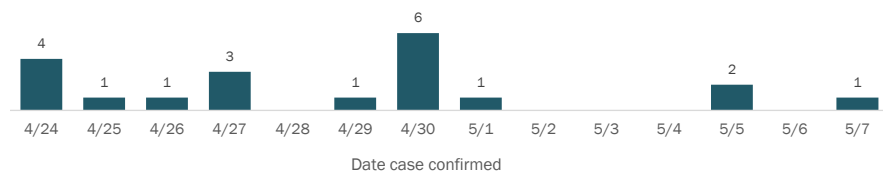
Unknown 0

Age for Florida residents

Range 1 - 86

Median age 51

Cases confirmed in Florida residents per day



Race, ethnicity	Cases	Hospitalizations	Deaths
White	113	31	9
Hispanic	17	3	2
Non-Hispanic	94	27	7
Unknown ethnicity	2	1	0
Black	32	5	0
Hispanic	1	0	0
Non-Hispanic	31	5	0
Unknown ethnicity	0	0	0
Other	71	21	5
Hispanic	49	12	3
Non-Hispanic	20	8	2
Unknown ethnicity	2	1	0
Unknown race	9	2	0
Hispanic	0	0	0
Non-Hispanic	0	0	0
Unknown ethnicity	9	2	0
Total	225	59	14

Outcomes for Florida residents

Lake		
Hospitalizations	59	(26% of all cases)
Deaths	14	(6% of all cases)

Statewide

Hospitalizations	6,929	(18% of all cases)
Deaths	1,669	(4% of all cases)

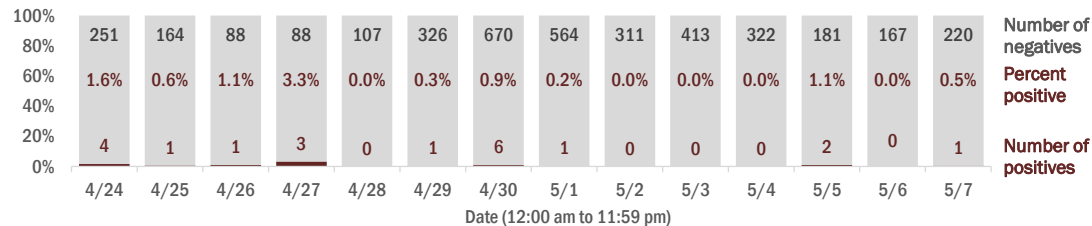
Hospitalization counts include anyone who was hospitalized at some point during their illness. It does not reflect the number of people currently hospitalized.

Other race includes any person with a race of American Indian/Alaskan native, Asian, native Hawaiian/Pacific Islander, or other.

Laboratory testing for Florida residents and non-Florida residents over the past 2 weeks

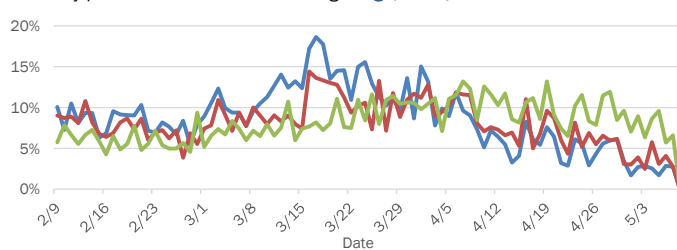
Number and percent of positive labs

These counts include the number of people for whom the department received laboratory results by day. This percent is the number of people who test positive for the first time divided by all the people tested that day, excluding people who have previously tested positive.

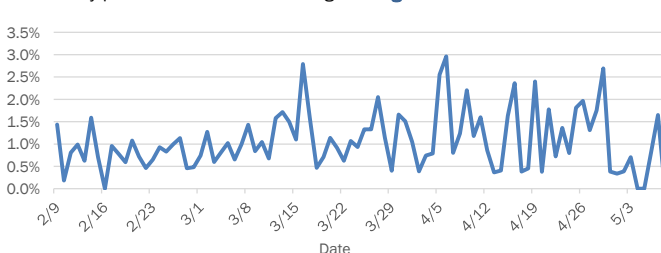


Emergency department (ED) chief complaint and admission data for Lake County

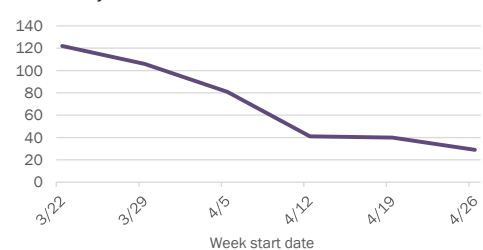
Daily percent of ED visits mentioning cough, fever, or shortness of breath



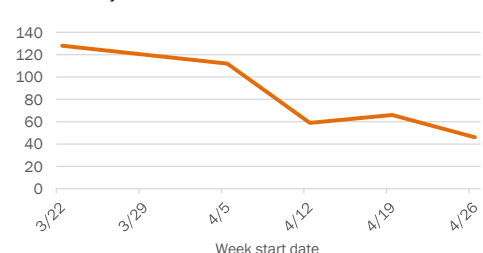
Daily percent of ED visits resulting in cough-associated admissions



Weekly count of ED visits for influenza-like illness



Weekly count of ED visits for COVID-like illness



The Electronic Surveillance System for the Early Notification of Community-Based Epidemics (ESSENCE-FL) includes chief complaint data from 213 of 214 Florida EDs. Data are transmitted electronically to ESSENCE-FL daily or hourly.

Coronavirus: summary for Lee County

Data for May 8, 2020 (verified at 10 AM)

Data in this report are provisional and subject to change.

Confirmed cases

Total cases 1,219

Florida residents 1,175

Non-Florida residents 44

Gender for Florida residents

Men 555

Women 618

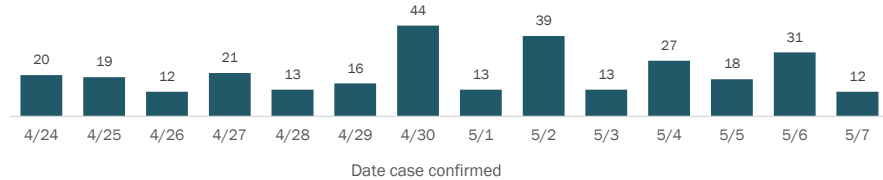
Unknown 2

Age for Florida residents

Range 0 - 101

Median age 55

Cases confirmed in Florida residents per day



Race, ethnicity	Cases	Hospitalizations	Deaths
White	735 63%	221 74%	50 81%
Hispanic	239 20%	51 17%	3 5%
Non-Hispanic	482 41%	169 57%	46 74%
Unknown ethnicity	14 1%	1 0%	1 2%
Black	184 16%	50 17%	5 8%
Hispanic	4 0%	1 0%	0 0%
Non-Hispanic	178 15%	48 16%	5 8%
Unknown ethnicity	2 0%	1 0%	0 0%
Other	35 3%	7 2%	0 0%
Hispanic	11 1%	2 1%	0 0%
Non-Hispanic	24 2%	5 2%	0 0%
Unknown ethnicity	0 0%	0 0%	0 0%
Unknown race	221 19%	21 7%	7 11%
Hispanic	6 1%	0 0%	0 0%
Non-Hispanic	4 0%	1 0%	1 2%
Unknown ethnicity	211 18%	20 7%	6 10%
Total	1,175	299	62

Outcomes for Florida residents

Lee		
Hospitalizations	299	(25% of all cases)
Deaths	62	(5% of all cases)

Statewide

Hospitalizations	6,929	(18% of all cases)
Deaths	1,669	(4% of all cases)

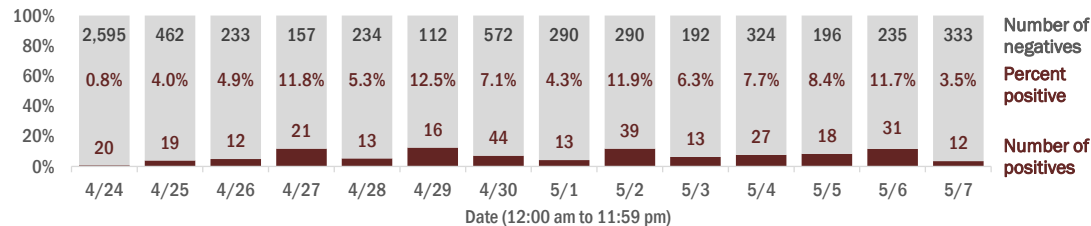
Hospitalization counts include anyone who was hospitalized at some point during their illness. It does not reflect the number of people currently hospitalized.

Other race includes any person with a race of American Indian/Alaskan native, Asian, native Hawaiian/Pacific Islander, or other.

Laboratory testing for Florida residents and non-Florida residents over the past 2 weeks

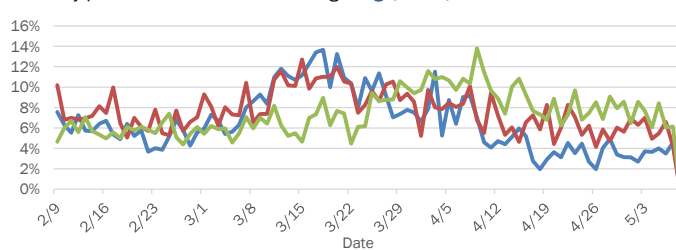
Number and percent of positive labs

These counts include the number of people for whom the department received laboratory results by day. This percent is the number of people who test positive for the first time divided by all the people tested that day, excluding people who have previously tested positive.

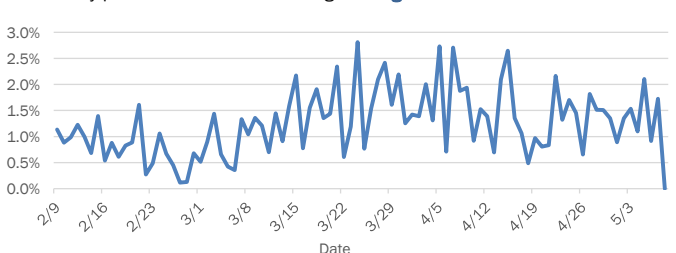


Emergency department (ED) chief complaint and admission data for Lee County

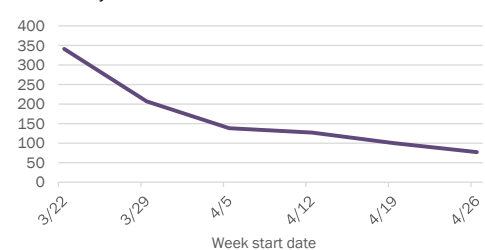
Daily percent of ED visits mentioning cough, fever, or shortness of breath



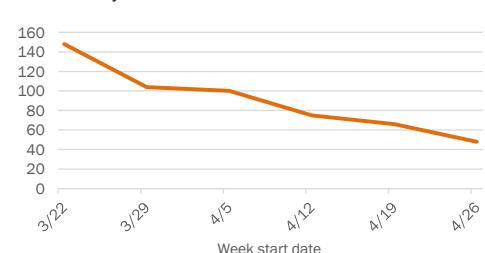
Daily percent of ED visits resulting in cough-associated admissions



Weekly count of ED visits for influenza-like illness



Weekly count of ED visits for COVID-like illness



The Electronic Surveillance System for the Early Notification of Community-Based Epidemics (ESSENCE-FL) includes chief complaint data from 213 of 214 Florida EDs. Data are transmitted electronically to ESSENCE-FL daily or hourly.

Coronavirus: summary for Leon County

Data for May 8, 2020 (verified at 10 AM)

Data in this report are provisional and subject to change.

Confirmed cases

Total cases	249
Florida residents	235
Non-Florida residents	14

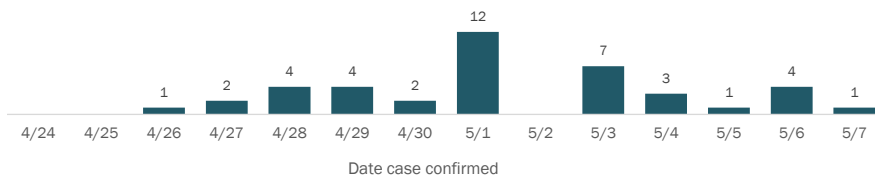
Gender for Florida residents

Men	106
Women	129
Unknown	0

Age for Florida residents

Range	2 - 86
Median age	44

Cases confirmed in Florida residents per day



Race, ethnicity	Cases	Hospitalizations	Deaths
White	96	16	3
Hispanic	10	1	0
Non-Hispanic	84	15	3
Unknown ethnicity	2	0	0
Black	116	14	3
Hispanic	3	0	0
Non-Hispanic	111	14	3
Unknown ethnicity	2	0	0
Other	7	1	0
Hispanic	2	1	0
Non-Hispanic	4	0	0
Unknown ethnicity	1	0	0
Unknown race	16	2	0
Hispanic	0	0	0
Non-Hispanic	1	0	0
Unknown ethnicity	15	2	0
Total	235	33	6

Outcomes for Florida residents

Leon		
Hospitalizations	33	(14% of all cases)
Deaths	6	(3% of all cases)

Statewide

Hospitalizations	6,929	(18% of all cases)
Deaths	1,669	(4% of all cases)

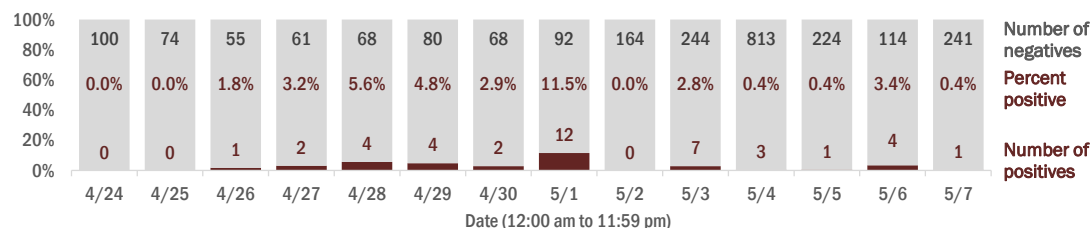
Hospitalization counts include anyone who was hospitalized at some point during their illness. It does not reflect the number of people currently hospitalized.

Other race includes any person with a race of American Indian/Alaskan native, Asian, native Hawaiian/Pacific Islander, or other.

Laboratory testing for Florida residents and non-Florida residents over the past 2 weeks

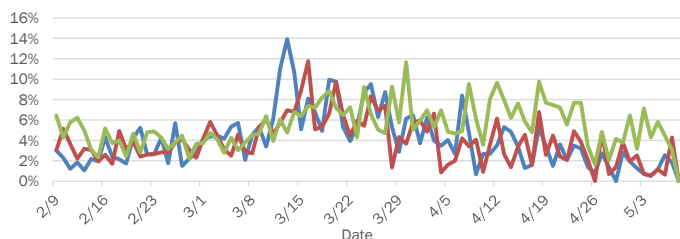
Number and percent of positive labs

These counts include the number of people for whom the department received laboratory results by day. This percent is the number of people who test positive for the first time divided by all the people tested that day, excluding people who have previously tested positive.

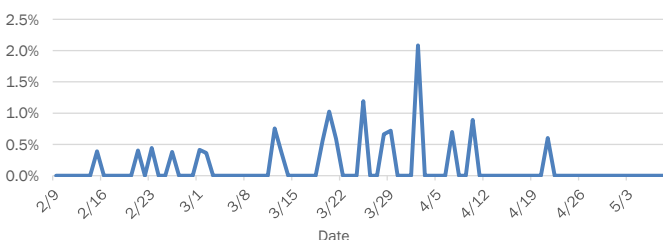


Emergency department (ED) chief complaint and admission data for Leon County

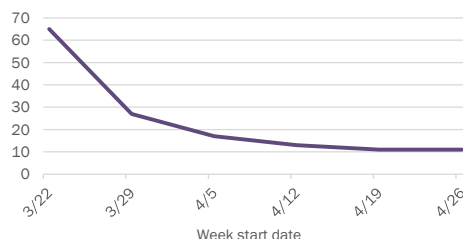
Daily percent of ED visits mentioning cough, fever, or shortness of breath



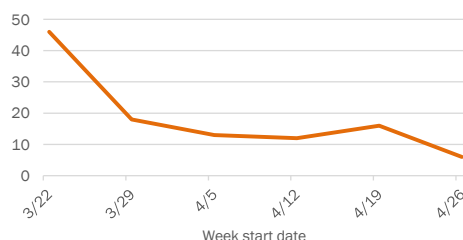
Daily percent of ED visits resulting in cough-associated admissions



Weekly count of ED visits for influenza-like illness



Weekly count of ED visits for COVID-like illness



The Electronic Surveillance System for the Early Notification of Community-Based Epidemics (ESSENCE-FL) includes chief complaint data from 213 of 214 Florida EDs. Data are transmitted electronically to ESSENCE-FL daily or hourly.

Coronavirus: summary for Levy County

Data for May 8, 2020 (verified at 10 AM)

Data in this report are provisional and subject to change.

Confirmed cases

Total cases 20

Florida residents 20

Non-Florida residents 0

Gender for Florida residents

Men 4

Women 16

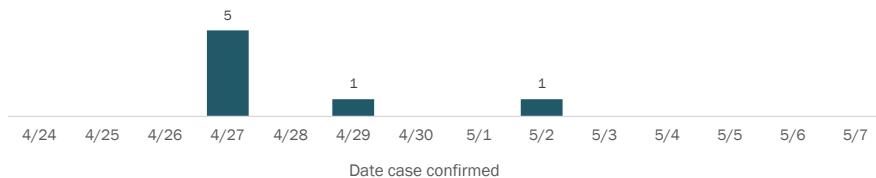
Unknown 0

Age for Florida residents

Range 16 - 99

Median age 50

Cases confirmed in Florida residents per day



Race, ethnicity	Cases	Hospitalizations	Deaths
White	14	1	0
Hispanic	2	0	0
Non-Hispanic	12	1	0
Unknown ethnicity	0	0	0
Black	3	0	0
Hispanic	0	0	0
Non-Hispanic	3	0	0
Unknown ethnicity	0	0	0
Other	1	1	0
Hispanic	1	1	0
Non-Hispanic	0	0	0
Unknown ethnicity	0	0	0
Unknown race	2	0	0
Hispanic	0	0	0
Non-Hispanic	0	0	0
Unknown ethnicity	2	0	0
Total	20	2	0

Outcomes for Florida residents

Levy		
Hospitalizations	2	(10% of all cases)
Deaths	0	(0% of all cases)

Statewide

Hospitalizations	6,929	(18% of all cases)
Deaths	1,669	(4% of all cases)

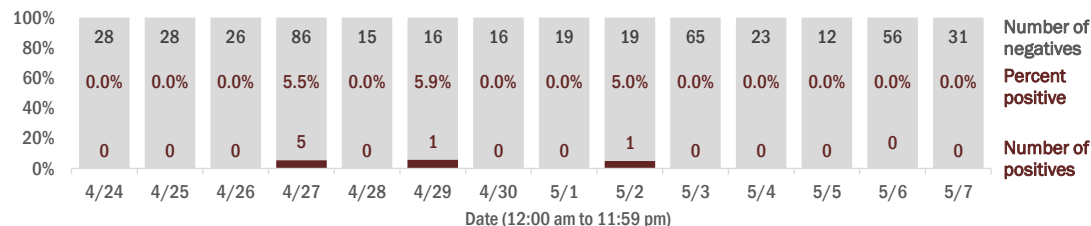
Hospitalization counts include anyone who was hospitalized at some point during their illness. It does not reflect the number of people currently hospitalized.

Other race includes any person with a race of American Indian/Alaskan native, Asian, native Hawaiian/Pacific Islander, or other.

Laboratory testing for Florida residents and non-Florida residents over the past 2 weeks

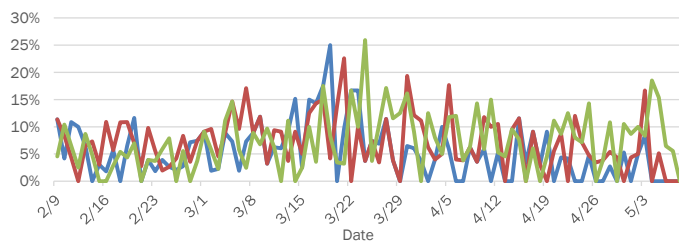
Number and percent of positive labs

These counts include the number of people for whom the department received laboratory results by day. This percent is the number of people who test positive for the first time divided by all the people tested that day, excluding people who have previously tested positive.

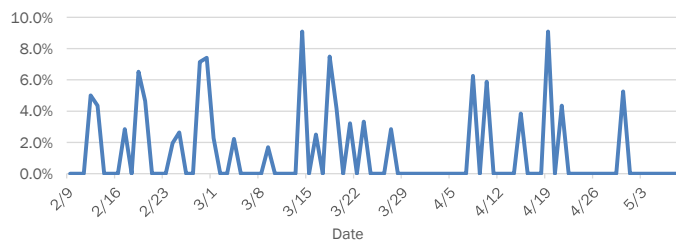


Emergency department (ED) chief complaint and admission data for Levy County

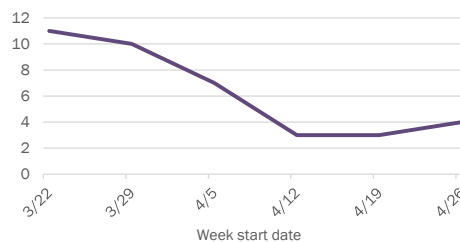
Daily percent of ED visits mentioning cough, fever, or shortness of breath



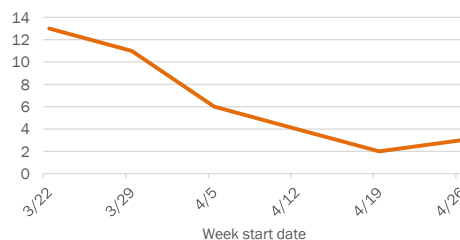
Daily percent of ED visits resulting in cough-associated admissions



Weekly count of ED visits for influenza-like illness



Weekly count of ED visits for COVID-like illness



The Electronic Surveillance System for the Early Notification of Community-Based Epidemics (ESSENCE-FL) includes chief complaint data from 213 of 214 Florida EDs. Data are transmitted electronically to ESSENCE-FL daily or hourly.

Coronavirus: summary for Liberty County

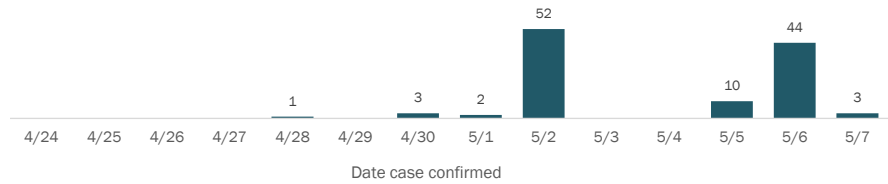
Data for May 8, 2020 (verified at 10 AM)

Data in this report are provisional and subject to change.

Confirmed cases

Total cases	196
Florida residents	196
Non-Florida residents	0
Gender for Florida residents	
Men	192
Women	3
Unknown	1
Age for Florida residents	
Range	20 - 73
Median age	41

Cases confirmed in Florida residents per day



Race, ethnicity	Cases	Hospitalizations	Deaths
White	94	48%	0
Hispanic	2	1%	0
Non-Hispanic	29	15%	0
Unknown ethnicity	63	32%	0
Black	75	38%	0
Hispanic	0	0%	0
Non-Hispanic	35	18%	0
Unknown ethnicity	40	20%	0
Other	3	2%	0
Hispanic	0	0%	0
Non-Hispanic	0	0%	0
Unknown ethnicity	3	2%	0
Unknown race	24	12%	0
Hispanic	0	0%	0
Non-Hispanic	0	0%	0
Unknown ethnicity	24	12%	0
Total	196	0	0

Outcomes for Florida residents

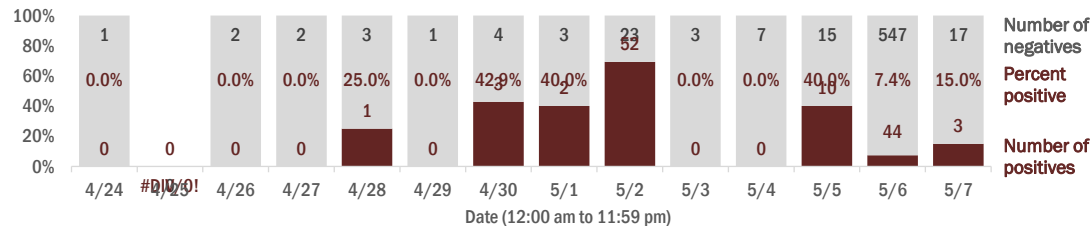
Liberty		
Hospitalizations	0	(0% of all cases)
Deaths	0	(0% of all cases)
Statewide		
Hospitalizations	6,929	(18% of all cases)
Deaths	1,669	(4% of all cases)

Hospitalization counts include anyone who was hospitalized at some point during their illness. It does not reflect the number of people currently hospitalized.
Other race includes any person with a race of American Indian/Alaskan native, Asian, native Hawaiian/Pacific Islander, or other.

Laboratory testing for Florida residents and non-Florida residents over the past 2 weeks

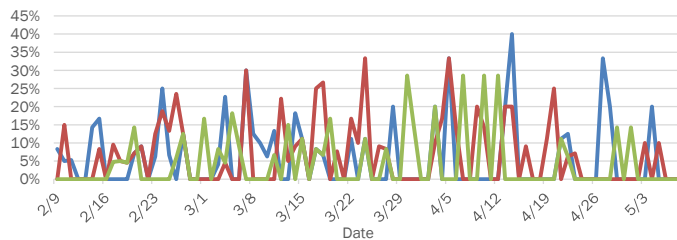
Number and percent of positive labs

These counts include the number of people for whom the department received laboratory results by day. This percent is the number of people who test positive for the first time divided by all the people tested that day, excluding people who have previously tested positive.

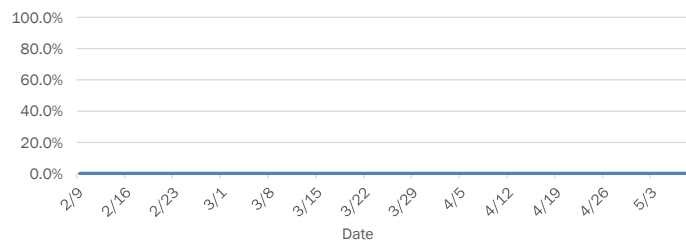


Emergency department (ED) chief complaint and admission data for Liberty County

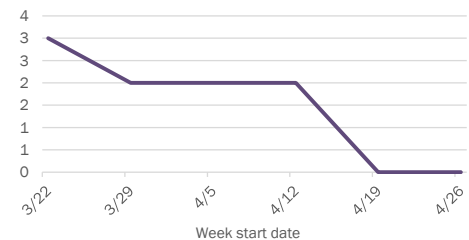
Daily percent of ED visits mentioning cough, fever, or shortness of breath



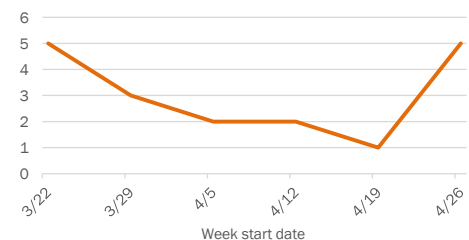
Daily percent of ED visits resulting in cough-associated admissions



Weekly count of ED visits for influenza-like illness



Weekly count of ED visits for COVID-like illness



The Electronic Surveillance System for the Early Notification of Community-Based Epidemics (ESSENCE-FL) includes chief complaint data from 213 of 214 Florida EDs. Data are transmitted electronically to ESSENCE-FL daily or hourly.

Coronavirus: summary for Madison County

Data for May 8, 2020 (verified at 10 AM)

Data in this report are provisional and subject to change.

Confirmed cases

Total cases 61

Florida residents 57

Non-Florida residents 4

Gender for Florida residents

Men 24

Women 33

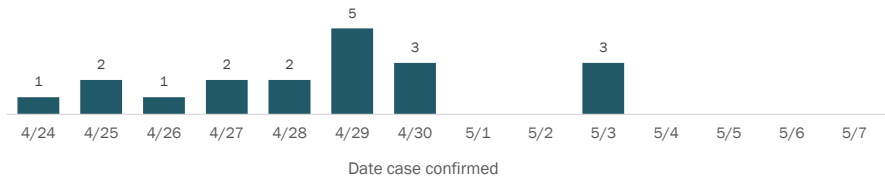
Unknown 0

Age for Florida residents

Range 0 - 98

Median age 57

Cases confirmed in Florida residents per day



Race, ethnicity	Cases	Hospitalizations	Deaths
White	19	0	0
Hispanic	0	0	0
Non-Hispanic	16	0	0
Unknown ethnicity	3	0	0
Black	34	4	3
Hispanic	0	0	0
Non-Hispanic	29	4	3
Unknown ethnicity	5	0	0
Other	1	0	0
Hispanic	1	0	0
Non-Hispanic	0	0	0
Unknown ethnicity	0	0	0
Unknown race	3	0	0
Hispanic	0	0	0
Non-Hispanic	0	0	0
Unknown ethnicity	3	0	0
Total	57	4	3

Outcomes for Florida residents

Madison

Hospitalizations	4	(7% of all cases)
Deaths	3	(5% of all cases)

Statewide

Hospitalizations	6,929	(18% of all cases)
Deaths	1,669	(4% of all cases)

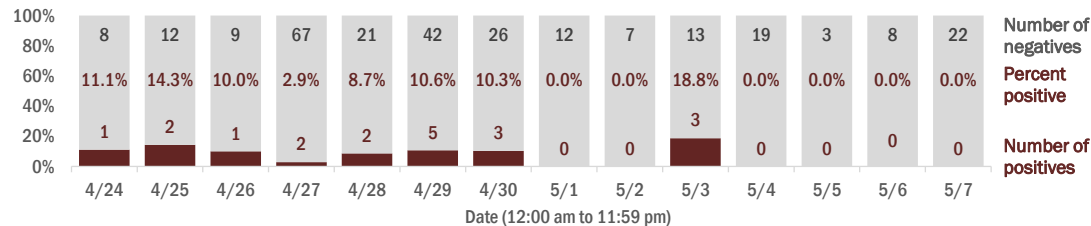
Hospitalization counts include anyone who was hospitalized at some point during their illness. It does not reflect the number of people currently hospitalized.

Other race includes any person with a race of American Indian/Alaskan native, Asian, native Hawaiian/Pacific Islander, or other.

Laboratory testing for Florida residents and non-Florida residents over the past 2 weeks

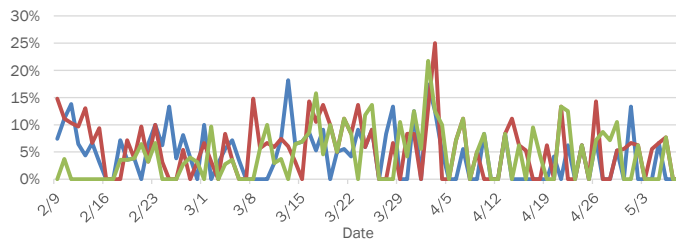
Number and percent of positive labs

These counts include the number of people for whom the department received laboratory results by day. This percent is the number of people who test positive for the first time divided by all the people tested that day, excluding people who have previously tested positive.

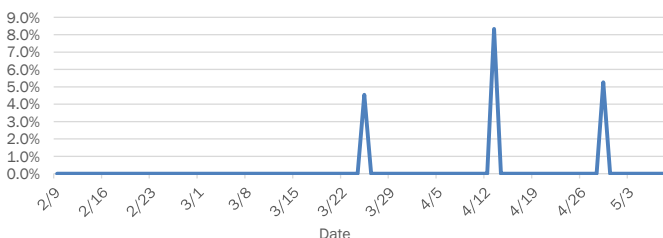


Emergency department (ED) chief complaint and admission data for Madison County

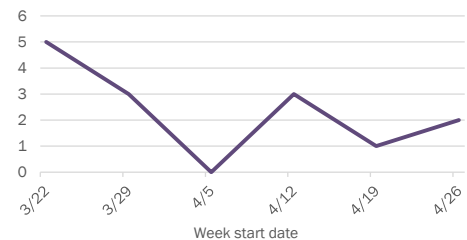
Daily percent of ED visits mentioning cough, fever, or shortness of breath



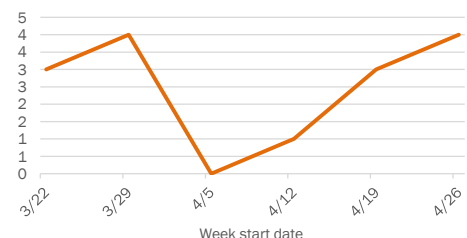
Daily percent of ED visits resulting in cough-associated admissions



Weekly count of ED visits for influenza-like illness



Weekly count of ED visits for COVID-like illness



The Electronic Surveillance System for the Early Notification of Community-Based Epidemics (ESSENCE-FL) includes chief complaint data from 213 of 214 Florida EDs. Data are transmitted electronically to ESSENCE-FL daily or hourly.

Coronavirus: summary for Manatee County

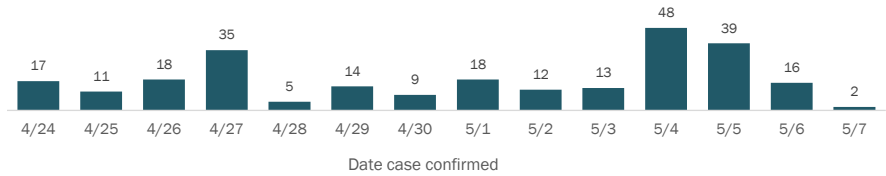
Data for May 8, 2020 (verified at 10 AM)

Data in this report are provisional and subject to change.

Confirmed cases

Total cases	742
Florida residents	738
Non-Florida residents	4
Gender for Florida residents	
Men	304
Women	434
Unknown	0
Age for Florida residents	
Range	1 - 101
Median age	57

Cases confirmed in Florida residents per day



Race, ethnicity	Cases	Hospitalizations	Deaths
White	461	115	49
Hispanic	95	7	1
Non-Hispanic	336	95	45
Unknown ethnicity	30	13	3
Black	131	32	12
Hispanic	3	0	1
Non-Hispanic	124	32	10
Unknown ethnicity	4	0	1
Other	51	23	7
Hispanic	24	12	3
Non-Hispanic	18	4	1
Unknown ethnicity	9	7	3
Unknown race	95	5	4
Hispanic	1	0	0
Non-Hispanic	1	0	0
Unknown ethnicity	93	5	4
Total	738	175	72

Outcomes for Florida residents

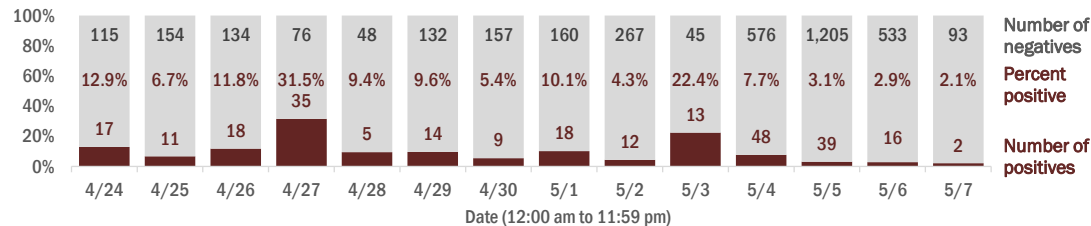
Manatee		
Hospitalizations	175	(24% of all cases)
Deaths	72	(10% of all cases)
Statewide		
Hospitalizations	6,929	(18% of all cases)
Deaths	1,669	(4% of all cases)

Hospitalization counts include anyone who was hospitalized at some point during their illness. It does not reflect the number of people currently hospitalized.
Other race includes any person with a race of American Indian/Alaskan native, Asian, native Hawaiian/Pacific Islander, or other.

Laboratory testing for Florida residents and non-Florida residents over the past 2 weeks

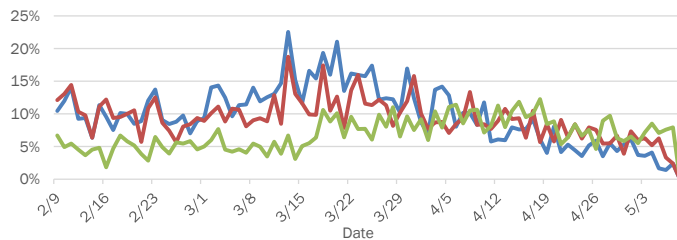
Number and percent of positive labs

These counts include the number of people for whom the department received laboratory results by day. This percent is the number of people who test positive for the first time divided by all the people tested that day, excluding people who have previously tested positive.

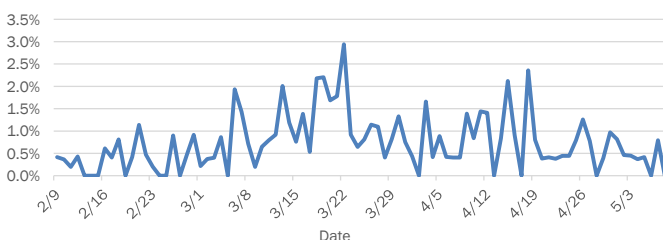


Emergency department (ED) chief complaint and admission data for Manatee County

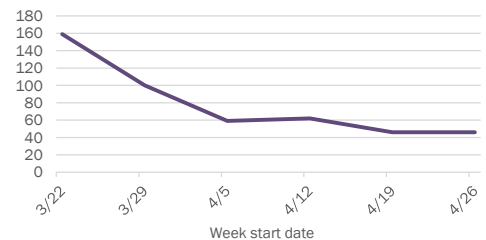
Daily percent of ED visits mentioning cough, fever, or shortness of breath



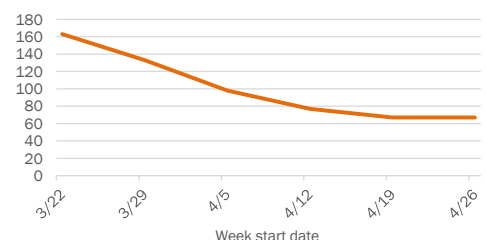
Daily percent of ED visits resulting in cough-associated admissions



Weekly count of ED visits for influenza-like illness



Weekly count of ED visits for COVID-like illness



The Electronic Surveillance System for the Early Notification of Community-Based Epidemics (ESSENCE-FL) includes chief complaint data from 213 of 214 Florida EDs. Data are transmitted electronically to ESSENCE-FL daily or hourly.

Coronavirus: summary for Marion County

Data for May 8, 2020 (verified at 10 AM)

Data in this report are provisional and subject to change.

Confirmed cases

Total cases 202

Florida residents 197

Non-Florida residents 5

Gender for Florida residents

Men 87

Women 110

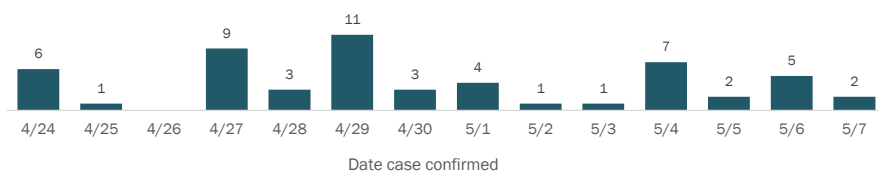
Unknown 0

Age for Florida residents

Range 1 - 96

Median age 50

Cases confirmed in Florida residents per day



Race, ethnicity

	Cases	Hospitalizations	Deaths
White	147	17	5
Hispanic	33	2	2
Non-Hispanic	114	15	3
Unknown ethnicity	0	0	0
Black	32	6	0
Hispanic	1	0	0
Non-Hispanic	31	6	0
Unknown ethnicity	0	0	0
Other	13	4	0
Hispanic	2	1	0
Non-Hispanic	11	3	0
Unknown ethnicity	0	0	0
Unknown race	5	2	0
Hispanic	0	0	0
Non-Hispanic	0	0	0
Unknown ethnicity	5	2	0
Total	197	29	5

Outcomes for Florida residents

Marion

Hospitalizations	29	(15% of all cases)
Deaths	5	(3% of all cases)

Statewide

Hospitalizations	6,929	(18% of all cases)
Deaths	1,669	(4% of all cases)

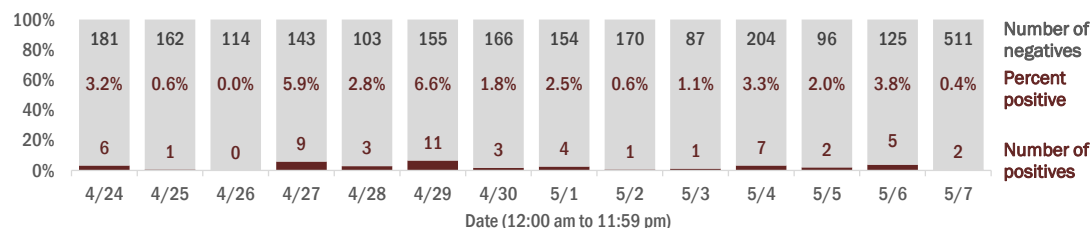
Hospitalization counts include anyone who was hospitalized at some point during their illness. It does not reflect the number of people currently hospitalized.

Other race includes any person with a race of American Indian/Alaskan native, Asian, native Hawaiian/Pacific Islander, or other.

Laboratory testing for Florida residents and non-Florida residents over the past 2 weeks

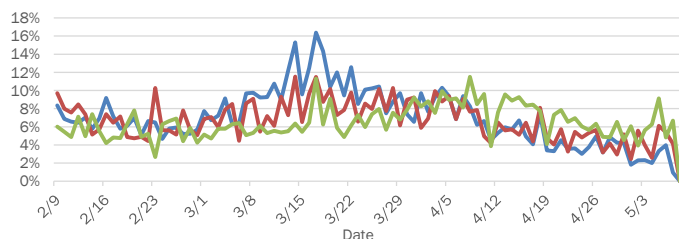
Number and percent of positive labs

These counts include the number of people for whom the department received laboratory results by day. This percent is the number of people who test positive for the first time divided by all the people tested that day, excluding people who have previously tested positive.

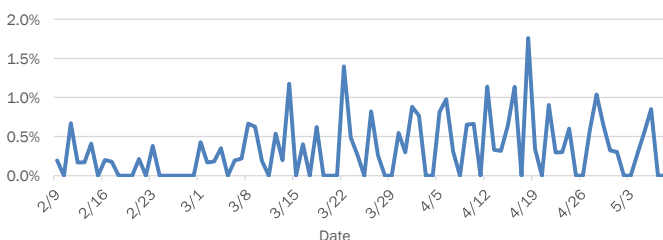


Emergency department (ED) chief complaint and admission data for Marion County

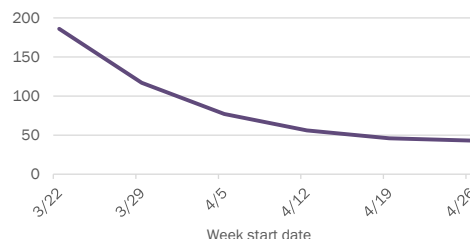
Daily percent of ED visits mentioning cough, fever, or shortness of breath



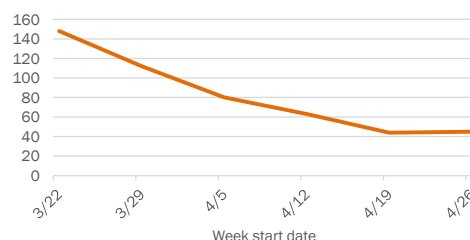
Daily percent of ED visits resulting in cough-associated admissions



Weekly count of ED visits for influenza-like illness



Weekly count of ED visits for COVID-like illness



The Electronic Surveillance System for the Early Notification of Community-Based Epidemics (ESSENCE-FL) includes chief complaint data from 213 of 214 Florida EDs. Data are transmitted electronically to ESSENCE-FL daily or hourly.

Coronavirus: summary for Martin County

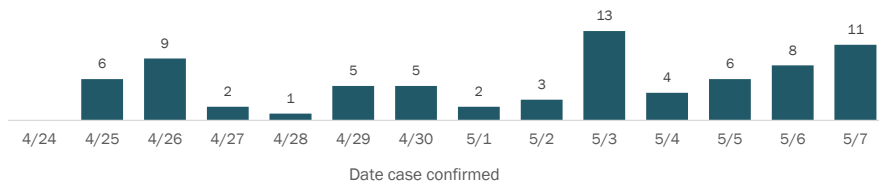
Data for May 8, 2020 (verified at 10 AM)

Data in this report are provisional and subject to change.

Confirmed cases

Total cases	243
Florida residents	233
Non-Florida residents	10
Gender for Florida residents	
Men	129
Women	104
Unknown	0
Age for Florida residents	
Range	2 - 92
Median age	51

Cases confirmed in Florida residents per day



Race, ethnicity	Cases	Hospitalizations	Deaths
White	141	31	5
Hispanic	31	3	0
Non-Hispanic	107	28	5
Unknown ethnicity	3	0	0
Black	5	3	0
Hispanic	0	0	0
Non-Hispanic	5	3	0
Unknown ethnicity	0	0	0
Other	49	7	1
Hispanic	46	7	1
Non-Hispanic	3	0	0
Unknown ethnicity	0	0	0
Unknown race	38	3	0
Hispanic	4	1	0
Non-Hispanic	0	0	0
Unknown ethnicity	34	2	0
Total	233	44	6

Outcomes for Florida residents

Martin		
Hospitalizations	44	(19% of all cases)
Deaths	6	(3% of all cases)
Statewide		
Hospitalizations	6,929	(18% of all cases)
Deaths	1,669	(4% of all cases)

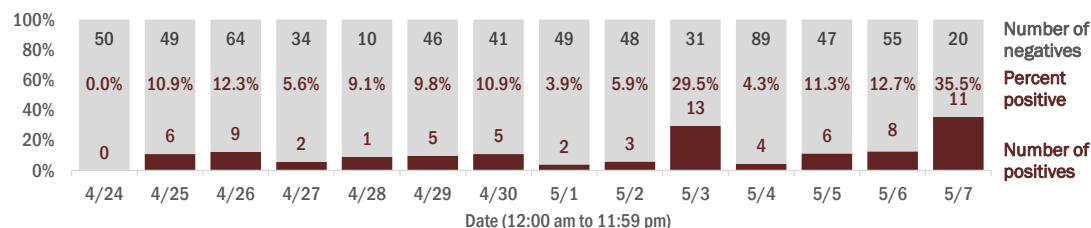
Hospitalization counts include anyone who was hospitalized at some point during their illness. It does not reflect the number of people currently hospitalized.

Other race includes any person with a race of American Indian/Alaskan native, Asian, native Hawaiian/Pacific Islander, or other.

Laboratory testing for Florida residents and non-Florida residents over the past 2 weeks

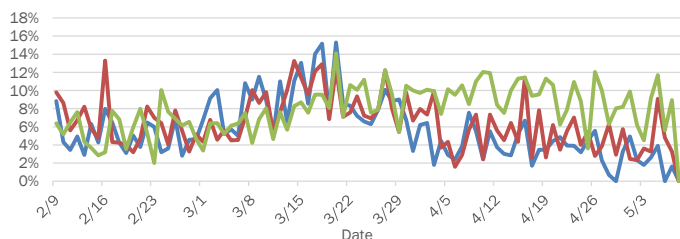
Number and percent of positive labs

These counts include the number of people for whom the department received laboratory results by day. This percent is the number of people who test positive for the first time divided by all the people tested that day, excluding people who have previously tested positive.

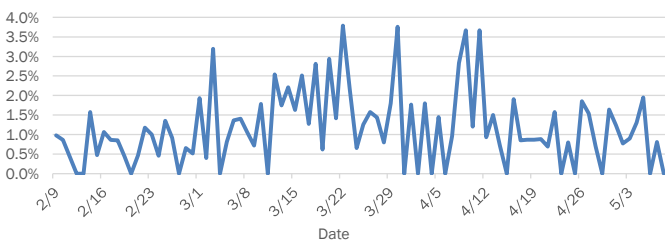


Emergency department (ED) chief complaint and admission data for Martin County

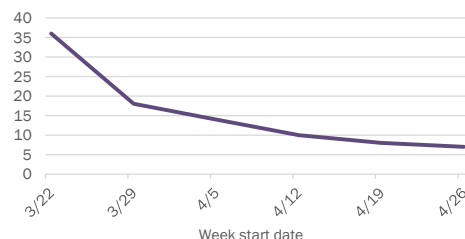
Daily percent of ED visits mentioning cough, fever, or shortness of breath



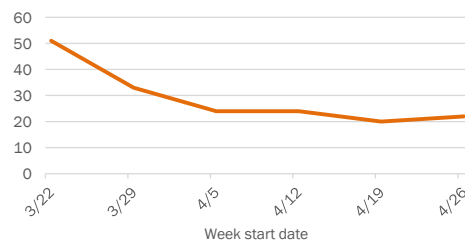
Daily percent of ED visits resulting in cough-associated admissions



Weekly count of ED visits for influenza-like illness



Weekly count of ED visits for COVID-like illness



The Electronic Surveillance System for the Early Notification of Community-Based Epidemics (ESSENCE-FL) includes chief complaint data from 213 of 214 Florida EDs. Data are transmitted electronically to ESSENCE-FL daily or hourly.

Coronavirus: summary for Monroe County

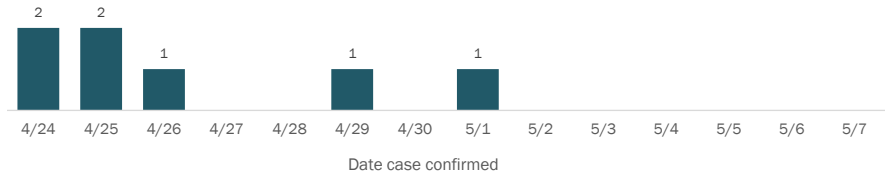
Data for May 8, 2020 (verified at 10 AM)

Data in this report are provisional and subject to change.

Confirmed cases

Total cases	80
Florida residents	72
Non-Florida residents	8
Gender for Florida residents	
Men	37
Women	35
Unknown	0
Age for Florida residents	
Range	6 - 80
Median age	49

Cases confirmed in Florida residents per day



Race, ethnicity	Cases	Hospitalizations	Deaths
White	58	7	2
Hispanic	18	1	0
Non-Hispanic	40	6	2
Unknown ethnicity	0	0	0
Black	5	2	1
Hispanic	0	0	0
Non-Hispanic	5	2	1
Unknown ethnicity	0	0	0
Other	0	0	0
Hispanic	0	0	0
Non-Hispanic	0	0	0
Unknown ethnicity	0	0	0
Unknown race	9	0	0
Hispanic	0	0	0
Non-Hispanic	0	0	0
Unknown ethnicity	9	0	0
Total	72	9	3

Outcomes for Florida residents

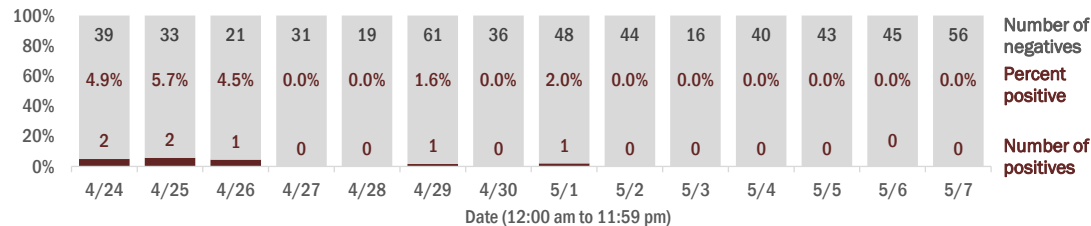
Monroe		
Hospitalizations	9	(13% of all cases)
Deaths	3	(4% of all cases)
Statewide		
Hospitalizations	6,929	(18% of all cases)
Deaths	1,669	(4% of all cases)

Hospitalization counts include anyone who was hospitalized at some point during their illness. It does not reflect the number of people currently hospitalized.
Other race includes any person with a race of American Indian/Alaskan native, Asian, native Hawaiian/Pacific Islander, or other.

Laboratory testing for Florida residents and non-Florida residents over the past 2 weeks

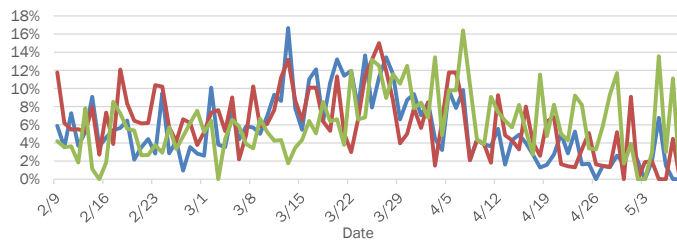
Number and percent of positive labs

These counts include the number of people for whom the department received laboratory results by day. This percent is the number of people who test positive for the first time divided by all the people tested that day, excluding people who have previously tested positive.

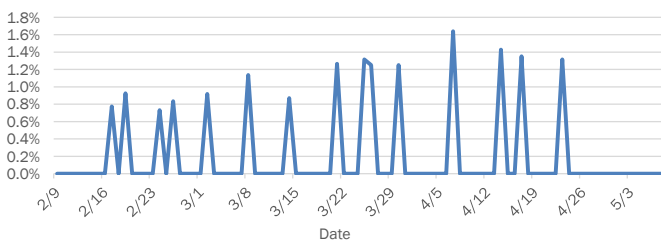


Emergency department (ED) chief complaint and admission data for Monroe County

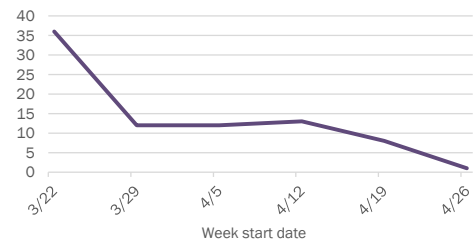
Daily percent of ED visits mentioning cough, fever, or shortness of breath



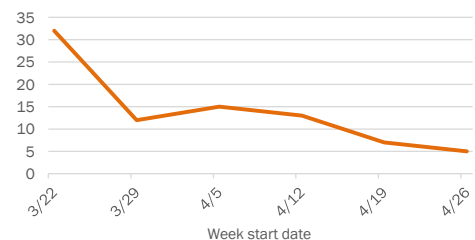
Daily percent of ED visits resulting in cough-associated admissions



Weekly count of ED visits for influenza-like illness



Weekly count of ED visits for COVID-like illness



The Electronic Surveillance System for the Early Notification of Community-Based Epidemics (ESSENCE-FL) includes chief complaint data from 213 of 214 Florida EDs. Data are transmitted electronically to ESSENCE-FL daily or hourly.

Coronavirus: summary for Nassau County

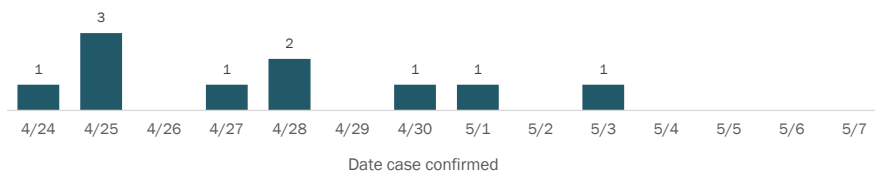
Data for May 8, 2020 (verified at 10 AM)

Data in this report are provisional and subject to change.

Confirmed cases

Total cases	60
Florida residents	58
Non-Florida residents	2
Gender for Florida residents	
Men	25
Women	33
Unknown	0
Age for Florida residents	
Range	15 - 89
Median age	50

Cases confirmed in Florida residents per day



Race, ethnicity	Cases	Hospitalizations	Deaths
White	47	7	1
Hispanic	0	0	0
Non-Hispanic	47	7	1
Unknown ethnicity	0	0	0
Black	7	4	0
Hispanic	0	0	0
Non-Hispanic	7	4	0
Unknown ethnicity	0	0	0
Other	2	2	0
Hispanic	1	1	0
Non-Hispanic	1	1	0
Unknown ethnicity	0	0	0
Unknown race	2	0	0
Hispanic	0	0	0
Non-Hispanic	1	0	0
Unknown ethnicity	1	0	0
Total	58	13	1

Outcomes for Florida residents

Nassau		
Hospitalizations	13	(22% of all cases)
Deaths	1	(2% of all cases)
Statewide		
Hospitalizations	6,929	(18% of all cases)
Deaths	1,669	(4% of all cases)

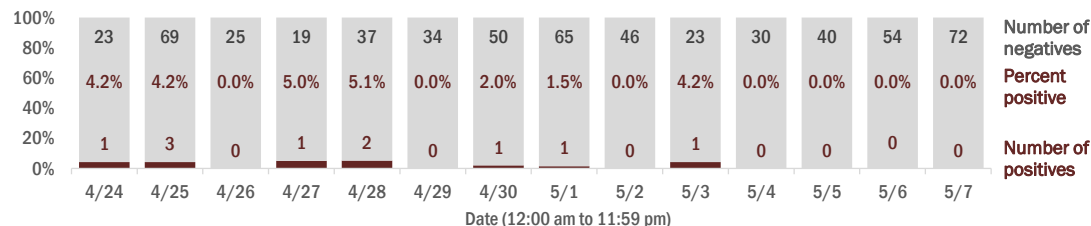
Hospitalization counts include anyone who was hospitalized at some point during their illness. It does not reflect the number of people currently hospitalized.

Other race includes any person with a race of American Indian/Alaskan native, Asian, native Hawaiian/Pacific Islander, or other.

Laboratory testing for Florida residents and non-Florida residents over the past 2 weeks

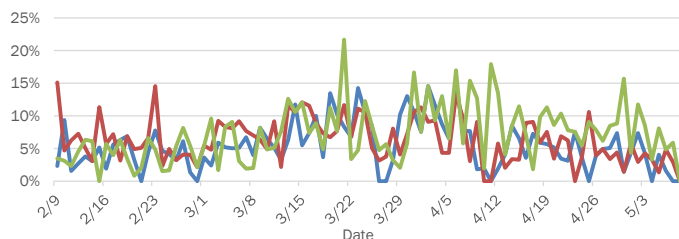
Number and percent of positive labs

These counts include the number of people for whom the department received laboratory results by day. This percent is the number of people who test positive for the first time divided by all the people tested that day, excluding people who have previously tested positive.

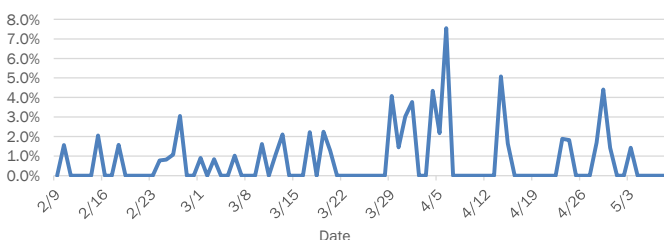


Emergency department (ED) chief complaint and admission data for Nassau County

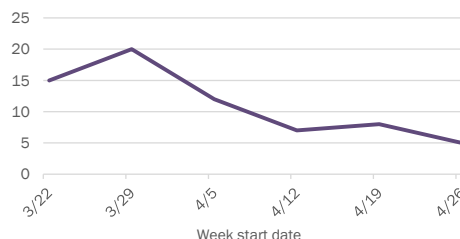
Daily percent of ED visits mentioning cough, fever, or shortness of breath



Daily percent of ED visits resulting in cough-associated admissions



Weekly count of ED visits for influenza-like illness



Weekly count of ED visits for COVID-like illness



The Electronic Surveillance System for the Early Notification of Community-Based Epidemics (ESSENCE-FL) includes chief complaint data from 213 of 214 Florida EDs. Data are transmitted electronically to ESSENCE-FL daily or hourly.

Coronavirus: summary for Okaloosa County

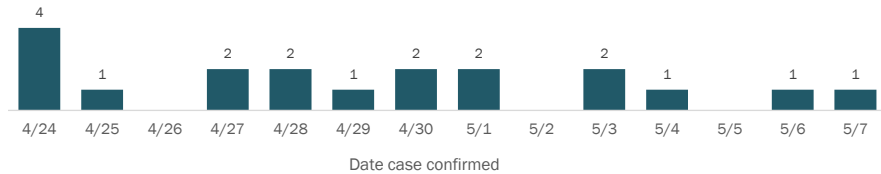
Data for May 8, 2020 (verified at 10 AM)

Data in this report are provisional and subject to change.

Confirmed cases

Total cases	165
Florida residents	158
Non-Florida residents	7
Gender for Florida residents	
Men	76
Women	82
Unknown	0
Age for Florida residents	
Range	0 - 96
Median age	58

Cases confirmed in Florida residents per day



Race, ethnicity	Cases	Hospitalizations	Deaths
White	125	15	5
Hispanic	25	2	0
Non-Hispanic	100	13	5
Unknown ethnicity	0	0	0
Black	26	10	0
Hispanic	1	0	0
Non-Hispanic	25	10	0
Unknown ethnicity	0	0	0
Other	6	1	0
Hispanic	0	0	0
Non-Hispanic	6	1	0
Unknown ethnicity	0	0	0
Unknown race	1	0	0
Hispanic	0	0	0
Non-Hispanic	0	0	0
Unknown ethnicity	1	0	0
Total	158	26	5

Outcomes for Florida residents

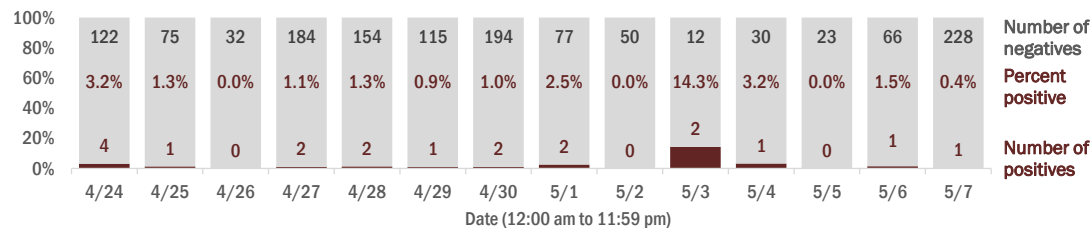
Okaloosa		
Hospitalizations	26	(16% of all cases)
Deaths	5	(3% of all cases)
Statewide		
Hospitalizations	6,929	(18% of all cases)
Deaths	1,669	(4% of all cases)

Hospitalization counts include anyone who was hospitalized at some point during their illness. It does not reflect the number of people currently hospitalized.
Other race includes any person with a race of American Indian/Alaskan native, Asian, native Hawaiian/Pacific Islander, or other.

Laboratory testing for Florida residents and non-Florida residents over the past 2 weeks

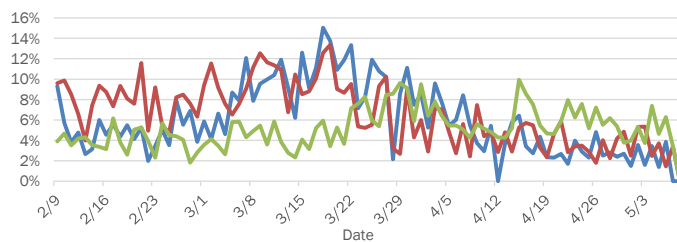
Number and percent of positive labs

These counts include the number of people for whom the department received laboratory results by day. This percent is the number of people who test positive for the first time divided by all the people tested that day, excluding people who have previously tested positive.

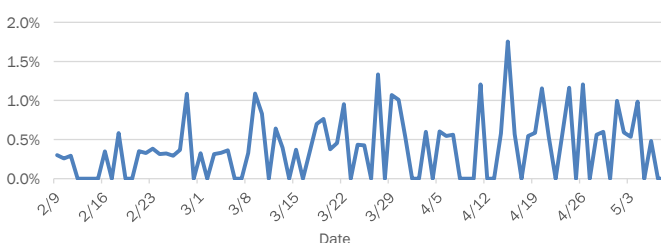


Emergency department (ED) chief complaint and admission data for Okaloosa County

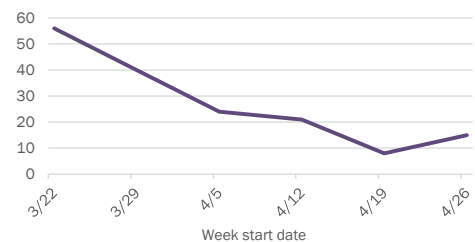
Daily percent of ED visits mentioning cough, fever, or shortness of breath



Daily percent of ED visits resulting in cough-associated admissions



Weekly count of ED visits for influenza-like illness



Weekly count of ED visits for COVID-like illness



The Electronic Surveillance System for the Early Notification of Community-Based Epidemics (ESSENCE-FL) includes chief complaint data from 213 of 214 Florida EDs. Data are transmitted electronically to ESSENCE-FL daily or hourly.

Coronavirus: summary for Okeechobee County

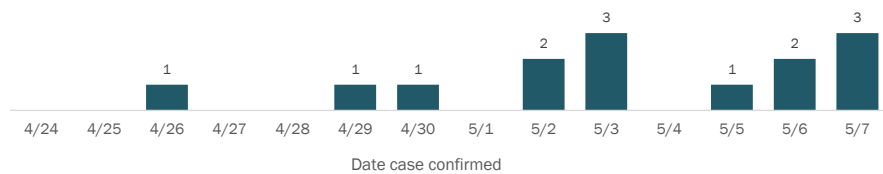
Data for May 8, 2020 (verified at 10 AM)

Data in this report are provisional and subject to change.

Confirmed cases

Total cases	23
Florida residents	22
Non-Florida residents	1
Gender for Florida residents	
Men	9
Women	13
Unknown	0
Age for Florida residents	
Range	6 - 87
Median age	45

Cases confirmed in Florida residents per day



Race, ethnicity	Cases	Hospitalizations	Deaths
White	19	4	0
Hispanic	5	0	0
Non-Hispanic	13	4	0
Unknown ethnicity	1	0	0
Black	2	1	0
Hispanic	0	0	0
Non-Hispanic	2	1	0
Unknown ethnicity	0	0	0
Other	0	0	0
Hispanic	0	0	0
Non-Hispanic	0	0	0
Unknown ethnicity	0	0	0
Unknown race	1	0	0
Hispanic	0	0	0
Non-Hispanic	0	0	0
Unknown ethnicity	1	0	0
Total	22	5	0

Outcomes for Florida residents

Okeechobee		
Hospitalizations	5	(23% of all cases)
Deaths	0	(0% of all cases)
Statewide		
Hospitalizations	6,929	(18% of all cases)
Deaths	1,669	(4% of all cases)

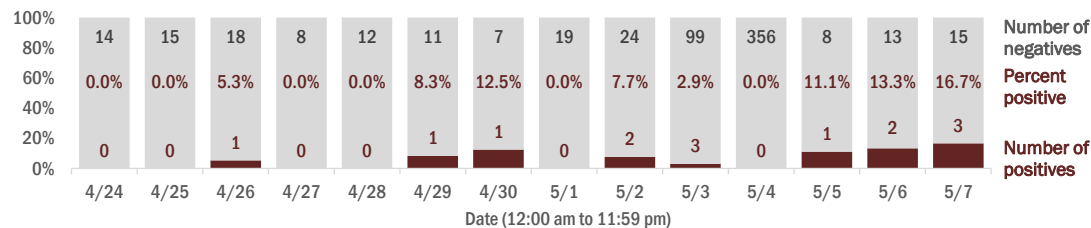
Hospitalization counts include anyone who was hospitalized at some point during their illness. It does not reflect the number of people currently hospitalized.

Other race includes any person with a race of American Indian/Alaskan native, Asian, native Hawaiian/Pacific Islander, or other.

Laboratory testing for Florida residents and non-Florida residents over the past 2 weeks

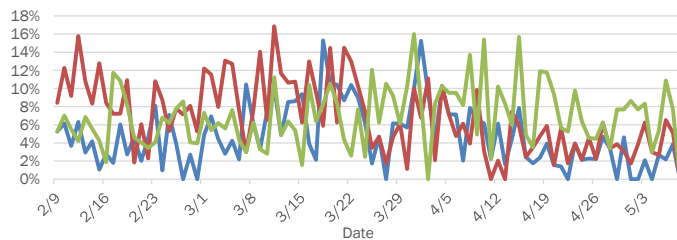
Number and percent of positive labs

These counts include the number of people for whom the department received laboratory results by day. This percent is the number of people who test positive for the first time divided by all the people tested that day, excluding people who have previously tested positive.

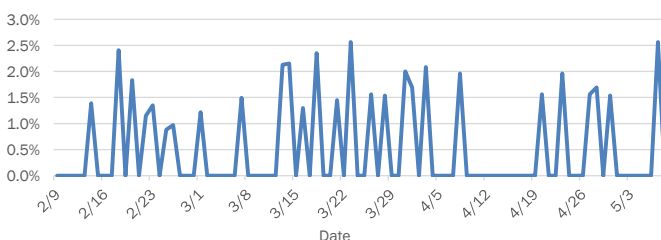


Emergency department (ED) chief complaint and admission data for Okeechobee County

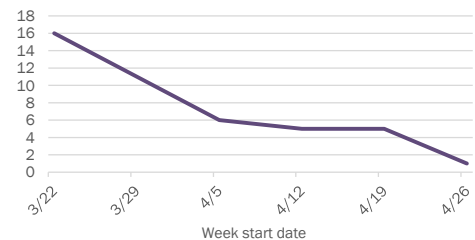
Daily percent of ED visits mentioning cough, fever, or shortness of breath



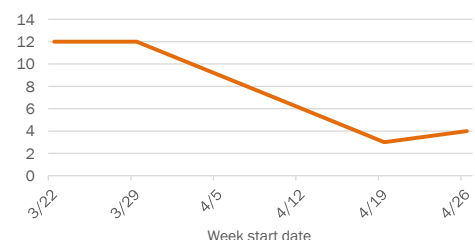
Daily percent of ED visits resulting in cough-associated admissions



Weekly count of ED visits for influenza-like illness



Weekly count of ED visits for COVID-like illness



The Electronic Surveillance System for the Early Notification of Community-Based Epidemics (ESSENCE-FL) includes chief complaint data from 213 of 214 Florida EDs. Data are transmitted electronically to ESSENCE-FL daily or hourly.

Coronavirus: summary for Orange County

Data for May 8, 2020 (verified at 10 AM)

Data in this report are provisional and subject to change.

Confirmed cases

Total cases	1,478
Florida residents	1,410
Non-Florida residents	68

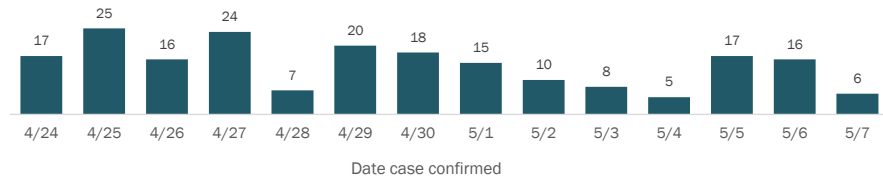
Gender for Florida residents

Men	718
Women	691
Unknown	1

Age for Florida residents

Range	0 - 101
Median age	44

Cases confirmed in Florida residents per day



Race, ethnicity	Cases	Hospitalizations	Deaths
White	652	120	17
Hispanic	272	46	8
Non-Hispanic	293	57	9
Unknown ethnicity	87	17	0
Black	202	41	9
Hispanic	18	1	0
Non-Hispanic	162	37	8
Unknown ethnicity	22	3	1
Other	438	96	9
Hispanic	245	53	4
Non-Hispanic	96	29	5
Unknown ethnicity	97	14	0
Unknown race	118	9	0
Hispanic	7	0	0
Non-Hispanic	3	2	0
Unknown ethnicity	108	7	0
Total	1,410	266	35

Outcomes for Florida residents

Orange		
Hospitalizations	266	(19% of all cases)
Deaths	35	(2% of all cases)

Statewide

Hospitalizations	6,929	(18% of all cases)
Deaths	1,669	(4% of all cases)

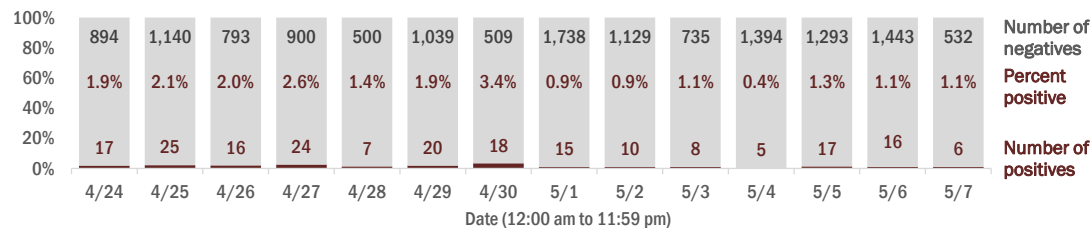
Hospitalization counts include anyone who was hospitalized at some point during their illness. It does not reflect the number of people currently hospitalized.

Other race includes any person with a race of American Indian/Alaskan native, Asian, native Hawaiian/Pacific Islander, or other.

Laboratory testing for Florida residents and non-Florida residents over the past 2 weeks

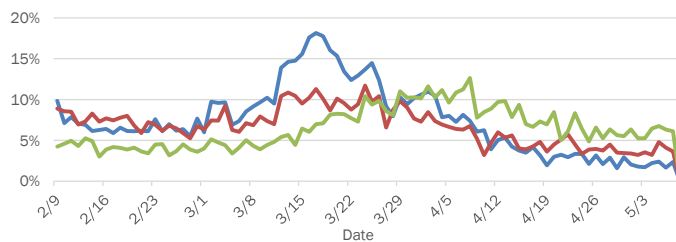
Number and percent of positive labs

These counts include the number of people for whom the department received laboratory results by day. This percent is the number of people who test positive for the first time divided by all the people tested that day, excluding people who have previously tested positive.

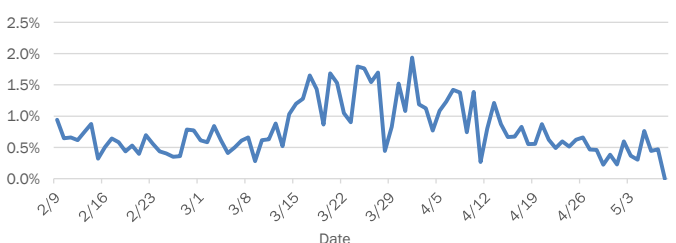


Emergency department (ED) chief complaint and admission data for Orange County

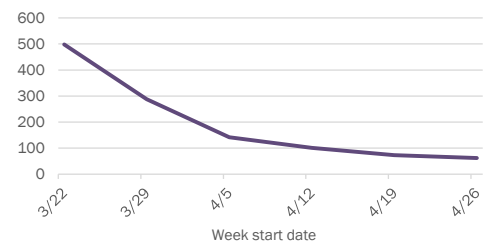
Daily percent of ED visits mentioning cough, fever, or shortness of breath



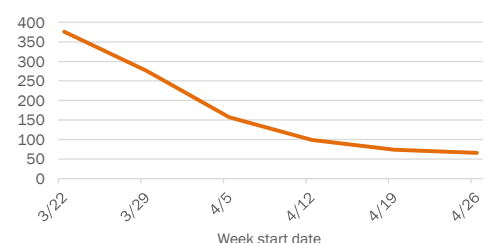
Daily percent of ED visits resulting in cough-associated admissions



Weekly count of ED visits for influenza-like illness



Weekly count of ED visits for COVID-like illness



The Electronic Surveillance System for the Early Notification of Community-Based Epidemics (ESSENCE-FL) includes chief complaint data from 213 of 214 Florida EDs. Data are transmitted electronically to ESSENCE-FL daily or hourly.

Coronavirus: summary for Osceola County

Data for May 8, 2020 (verified at 10 AM)

Data in this report are provisional and subject to change.

Confirmed cases

Total cases	554
Florida residents	530
Non-Florida residents	24

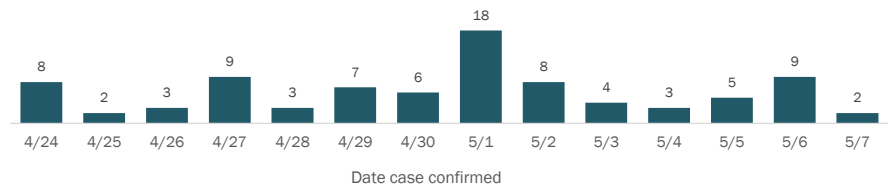
Gender for Florida residents

Men	261
Women	268
Unknown	1

Age for Florida residents

Range	0 - 102
Median age	50

Cases confirmed in Florida residents per day



Race, ethnicity	Cases	Hospitalizations	Deaths
White	259	66	7
Hispanic	155	36	3
Non-Hispanic	88	22	3
Unknown ethnicity	16	8	1
Black	46	10	0
Hispanic	7	0	0
Non-Hispanic	36	9	0
Unknown ethnicity	3	1	0
Other	207	56	4
Hispanic	142	39	4
Non-Hispanic	47	10	0
Unknown ethnicity	18	7	0
Unknown race	18	3	1
Hispanic	0	0	0
Non-Hispanic	1	1	0
Unknown ethnicity	17	2	1
Total	530	135	12

Outcomes for Florida residents

Osceola		
Hospitalizations	135	(25% of all cases)
Deaths	12	(2% of all cases)

Statewide

Hospitalizations	6,929	(18% of all cases)
Deaths	1,669	(4% of all cases)

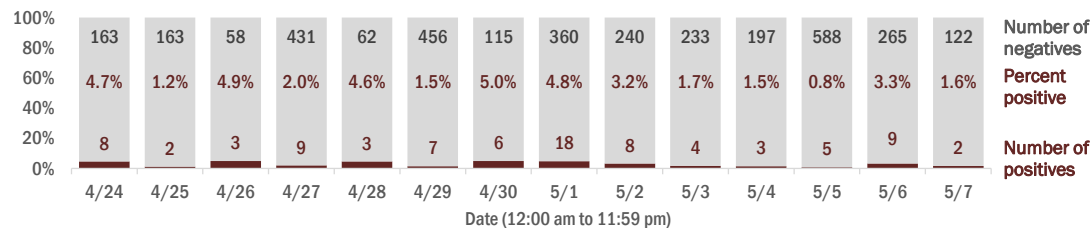
Hospitalization counts include anyone who was hospitalized at some point during their illness. It does not reflect the number of people currently hospitalized.

Other race includes any person with a race of American Indian/Alaskan native, Asian, native Hawaiian/Pacific Islander, or other.

Laboratory testing for Florida residents and non-Florida residents over the past 2 weeks

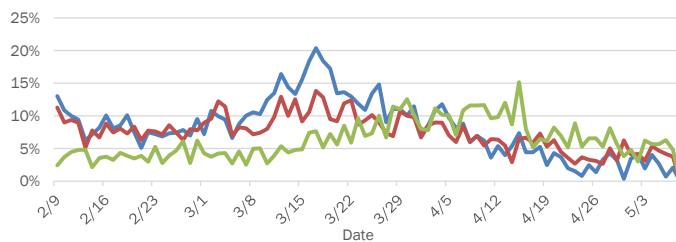
Number and percent of positive labs

These counts include the number of people for whom the department received laboratory results by day. This percent is the number of people who test positive for the first time divided by all the people tested that day, excluding people who have previously tested positive.

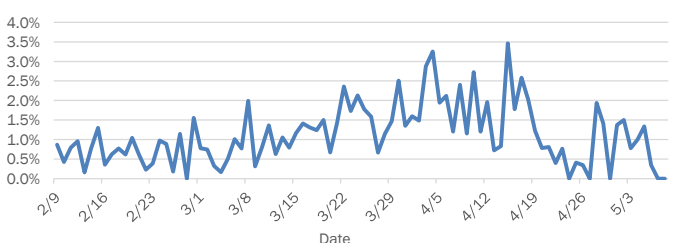


Emergency department (ED) chief complaint and admission data for Osceola County

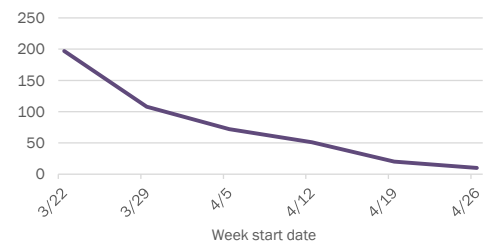
Daily percent of ED visits mentioning cough, fever, or shortness of breath



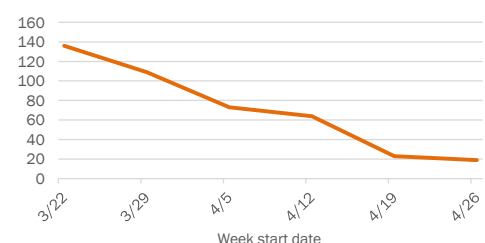
Daily percent of ED visits resulting in cough-associated admissions



Weekly count of ED visits for influenza-like illness



Weekly count of ED visits for COVID-like illness



The Electronic Surveillance System for the Early Notification of Community-Based Epidemics (ESSENCE-FL) includes chief complaint data from 213 of 214 Florida EDs. Data are transmitted electronically to ESSENCE-FL daily or hourly.

Coronavirus: summary for Palm Beach County

Data for May 8, 2020 (verified at 10 AM)

Data in this report are provisional and subject to change.

Confirmed cases

Total cases	3,615
Florida residents	3,545
Non-Florida residents	70

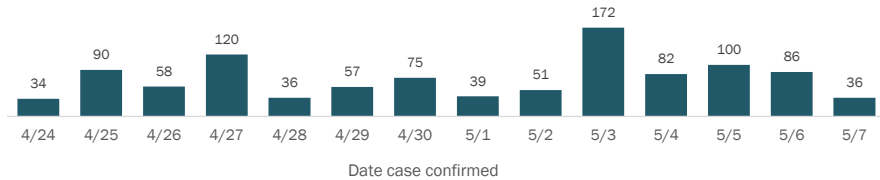
Gender for Florida residents

Men	1,809
Women	1,735
Unknown	1

Age for Florida residents

Range	0 - 104
Median age	53

Cases confirmed in Florida residents per day



Race, ethnicity	Cases	Hospitalizations	Deaths
White	1,659	370	169
Hispanic	539	54	13
Non-Hispanic	1,042	308	148
Unknown ethnicity	78	8	8
Black	604	134	34
Hispanic	19	3	0
Non-Hispanic	563	125	33
Unknown ethnicity	22	6	1
Other	385	65	14
Hispanic	245	48	9
Non-Hispanic	125	12	3
Unknown ethnicity	15	5	2
Unknown race	897	21	12
Hispanic	24	3	1
Non-Hispanic	4	0	0
Unknown ethnicity	869	18	11
Total	3,545	590	229

Outcomes for Florida residents

Palm Beach

Hospitalizations	590	(17% of all cases)
Deaths	229	(6% of all cases)

Statewide

Hospitalizations	6,929	(18% of all cases)
Deaths	1,669	(4% of all cases)

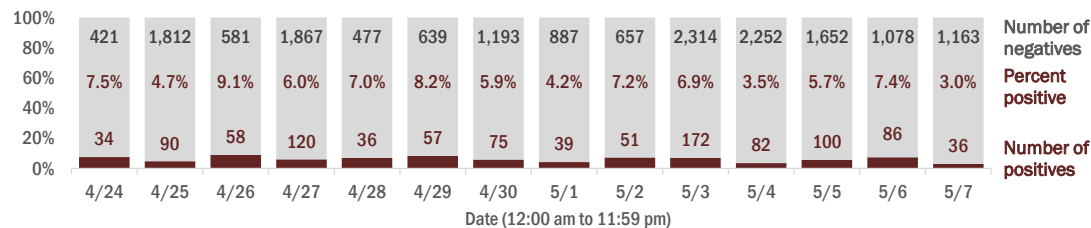
Hospitalization counts include anyone who was hospitalized at some point during their illness. It does not reflect the number of people currently hospitalized.

Other race includes any person with a race of American Indian/Alaskan native, Asian, native Hawaiian/Pacific Islander, or other.

Laboratory testing for Florida residents and non-Florida residents over the past 2 weeks

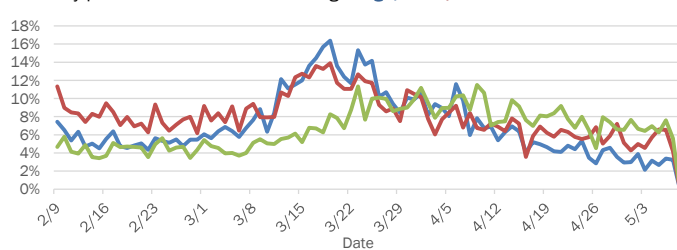
Number and percent of positive labs

These counts include the number of people for whom the department received laboratory results by day. This percent is the number of people who test positive for the first time divided by all the people tested that day, excluding people who have previously tested positive.

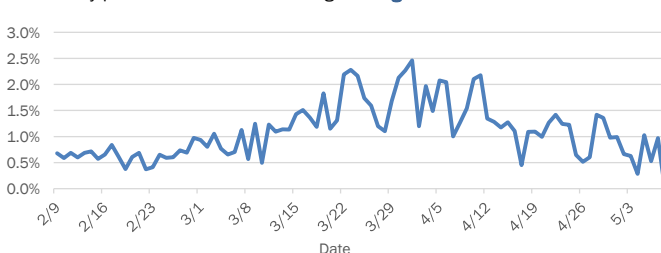


Emergency department (ED) chief complaint and admission data for Palm Beach County

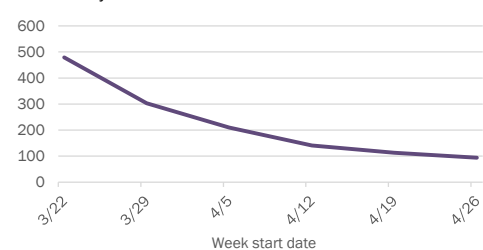
Daily percent of ED visits mentioning cough, fever, or shortness of breath



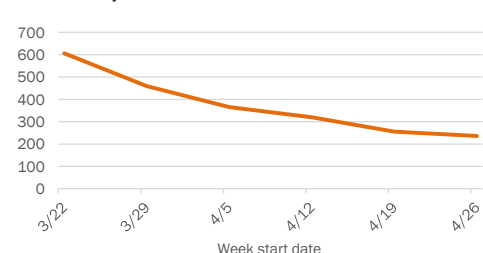
Daily percent of ED visits resulting in cough-associated admissions



Weekly count of ED visits for influenza-like illness



Weekly count of ED visits for COVID-like illness



The Electronic Surveillance System for the Early Notification of Community-Based Epidemics (ESSENCE-FL) includes chief complaint data from 213 of 214 Florida EDs. Data are transmitted electronically to ESSENCE-FL daily or hourly.

Coronavirus: summary for Pasco County

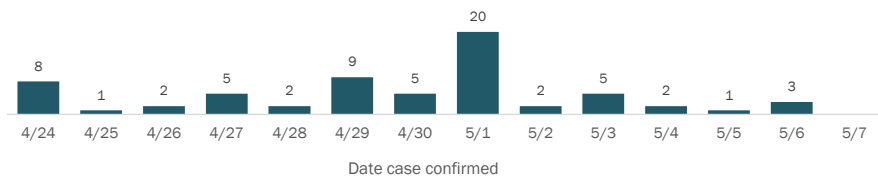
Data for May 8, 2020 (verified at 10 AM)

Data in this report are provisional and subject to change.

Confirmed cases

Total cases	291
Florida residents	283
Non-Florida residents	8
Gender for Florida residents	
Men	132
Women	151
Unknown	0
Age for Florida residents	
Range	1 - 94
Median age	48

Cases confirmed in Florida residents per day



Race, ethnicity	Cases	Hospitalizations	Deaths
White	184	41	8
Hispanic	39	5	0
Non-Hispanic	143	36	8
Unknown ethnicity	2	0	0
Black	33	10	0
Hispanic	0	0	0
Non-Hispanic	31	10	0
Unknown ethnicity	2	0	0
Other	39	5	1
Hispanic	21	2	0
Non-Hispanic	17	3	1
Unknown ethnicity	1	0	0
Unknown race	27	1	0
Hispanic	0	0	0
Non-Hispanic	0	0	0
Unknown ethnicity	27	1	0
Total	283	57	9

Outcomes for Florida residents

Pasco		
Hospitalizations	57	(20% of all cases)
Deaths	9	(3% of all cases)
Statewide		
Hospitalizations	6,929	(18% of all cases)
Deaths	1,669	(4% of all cases)

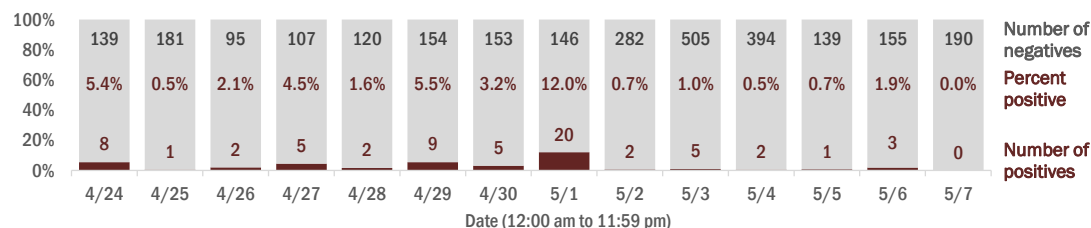
Hospitalization counts include anyone who was hospitalized at some point during their illness. It does not reflect the number of people currently hospitalized.

Other race includes any person with a race of American Indian/Alaskan native, Asian, native Hawaiian/Pacific Islander, or other.

Laboratory testing for Florida residents and non-Florida residents over the past 2 weeks

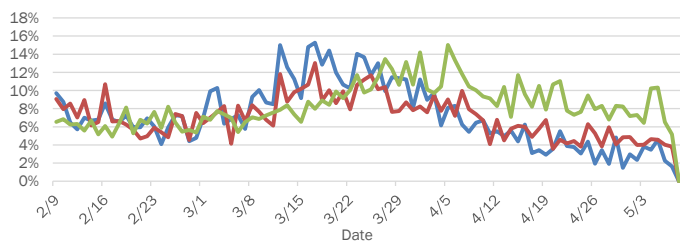
Number and percent of positive labs

These counts include the number of people for whom the department received laboratory results by day. This percent is the number of people who test positive for the first time divided by all the people tested that day, excluding people who have previously tested positive.

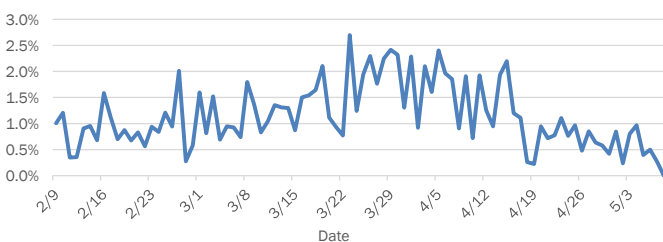


Emergency department (ED) chief complaint and admission data for Pasco County

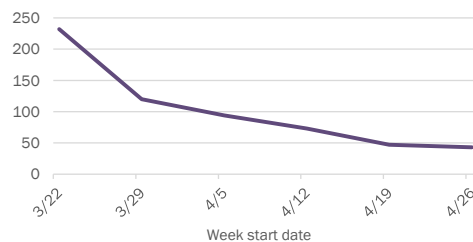
Daily percent of ED visits mentioning cough, fever, or shortness of breath



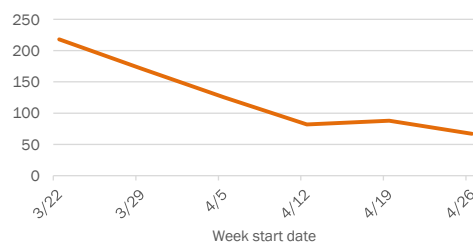
Daily percent of ED visits resulting in cough-associated admissions



Weekly count of ED visits for influenza-like illness



Weekly count of ED visits for COVID-like illness



The Electronic Surveillance System for the Early Notification of Community-Based Epidemics (ESSENCE-FL) includes chief complaint data from 213 of 214 Florida EDs. Data are transmitted electronically to ESSENCE-FL daily or hourly.

Coronavirus: summary for Pinellas County

Data for May 8, 2020 (verified at 10 AM)

Data in this report are provisional and subject to change.

Confirmed cases

Total cases	828
Florida residents	785
Non-Florida residents	43

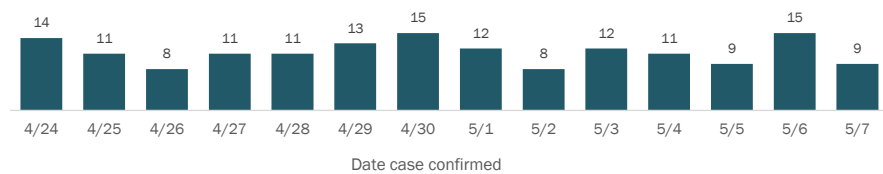
Gender for Florida residents

Men	353
Women	432
Unknown	0

Age for Florida residents

Range	1 - 101
Median age	56

Cases confirmed in Florida residents per day



Race, ethnicity	Cases	Hospitalizations	Deaths
White	597	182	52
Hispanic	56	9	1
Non-Hispanic	523	165	50
Unknown ethnicity	18	8	1
Black	112	34	3
Hispanic	2	0	0
Non-Hispanic	105	33	3
Unknown ethnicity	5	1	0
Other	47	9	2
Hispanic	7	1	1
Non-Hispanic	38	7	1
Unknown ethnicity	2	1	0
Unknown race	29	5	2
Hispanic	0	0	0
Non-Hispanic	2	2	0
Unknown ethnicity	27	3	2
Total	785	230	59

Outcomes for Florida residents

Pinellas		
Hospitalizations	230	(29% of all cases)
Deaths	59	(8% of all cases)

Statewide		
Hospitalizations	6,929	(18% of all cases)
Deaths	1,669	(4% of all cases)

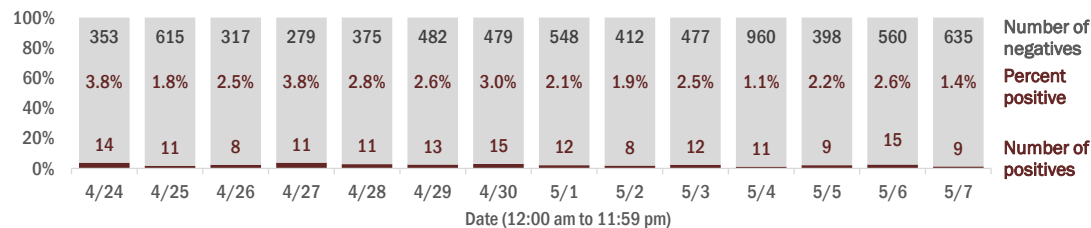
Hospitalization counts include anyone who was hospitalized at some point during their illness. It does not reflect the number of people currently hospitalized.

Other race includes any person with a race of American Indian/Alaskan native, Asian, native Hawaiian/Pacific Islander, or other.

Laboratory testing for Florida residents and non-Florida residents over the past 2 weeks

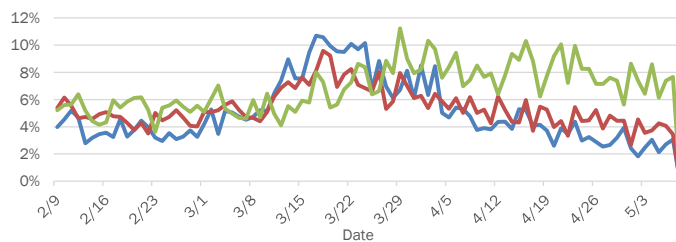
Number and percent of positive labs

These counts include the number of people for whom the department received laboratory results by day. This percent is the number of people who test positive for the first time divided by all the people tested that day, excluding people who have previously tested positive.

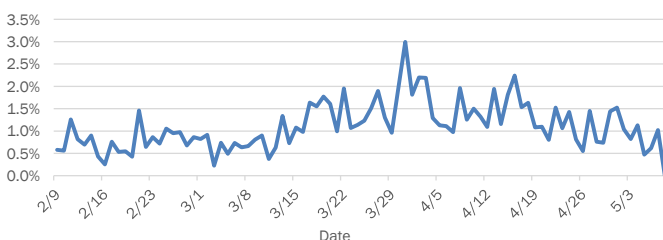


Emergency department (ED) chief complaint and admission data for Pinellas County

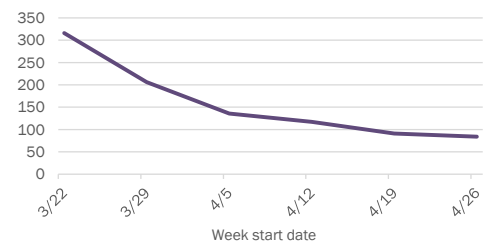
Daily percent of ED visits mentioning cough, fever, or shortness of breath



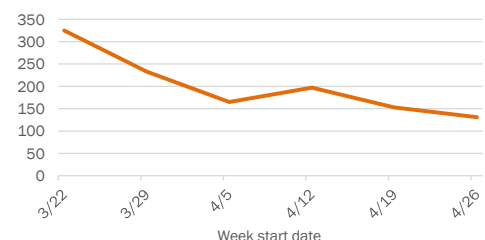
Daily percent of ED visits resulting in cough-associated admissions



Weekly count of ED visits for influenza-like illness



Weekly count of ED visits for COVID-like illness



The Electronic Surveillance System for the Early Notification of Community-Based Epidemics (ESSENCE-FL) includes chief complaint data from 213 of 214 Florida EDs. Data are transmitted electronically to ESSENCE-FL daily or hourly.

Coronavirus: summary for Polk County

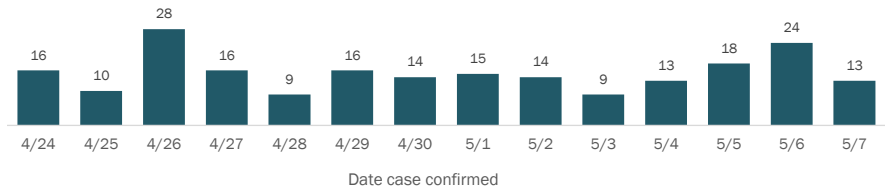
Data for May 8, 2020 (verified at 10 AM)

Data in this report are provisional and subject to change.

Confirmed cases

Total cases	601
Florida residents	593
Non-Florida residents	8
Gender for Florida residents	
Men	224
Women	369
Unknown	0
Age for Florida residents	
Range	3 - 102
Median age	54

Cases confirmed in Florida residents per day



Race, ethnicity	Cases	Hospitalizations	Deaths
White	335	123	17
Hispanic	104	28	0
Non-Hispanic	220	93	17
Unknown ethnicity	11	2	0
Black	134	49	8
Hispanic	7	2	0
Non-Hispanic	121	47	8
Unknown ethnicity	6	0	0
Other	68	22	5
Hispanic	36	12	2
Non-Hispanic	24	5	2
Unknown ethnicity	8	5	1
Unknown race	56	7	1
Hispanic	1	0	0
Non-Hispanic	2	0	0
Unknown ethnicity	53	7	1
Total	593	201	31

Outcomes for Florida residents

Polk		
Hospitalizations	201	(34% of all cases)
Deaths	31	(5% of all cases)
Statewide		
Hospitalizations	6,929	(18% of all cases)
Deaths	1,669	(4% of all cases)

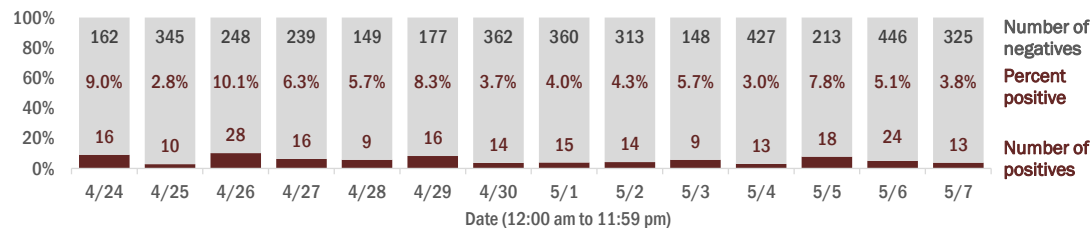
Hospitalization counts include anyone who was hospitalized at some point during their illness. It does not reflect the number of people currently hospitalized.

Other race includes any person with a race of American Indian/Alaskan native, Asian, native Hawaiian/Pacific Islander, or other.

Laboratory testing for Florida residents and non-Florida residents over the past 2 weeks

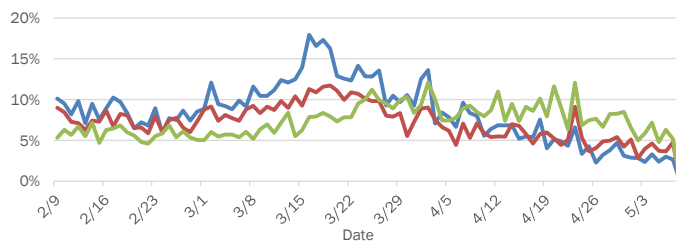
Number and percent of positive labs

These counts include the number of people for whom the department received laboratory results by day. This percent is the number of people who test positive for the first time divided by all the people tested that day, excluding people who have previously tested positive.

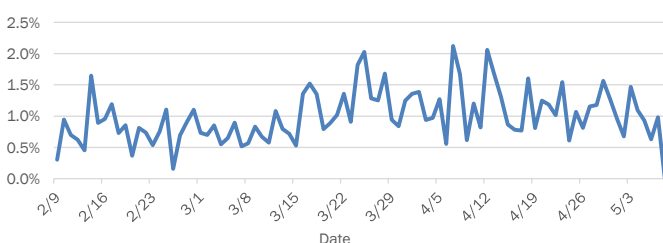


Emergency department (ED) chief complaint and admission data for Polk County

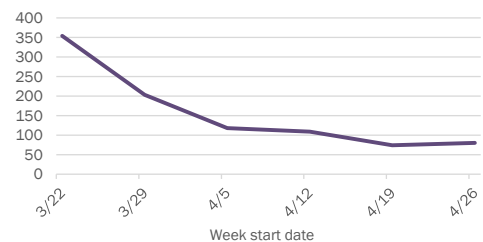
Daily percent of ED visits mentioning cough, fever, or shortness of breath



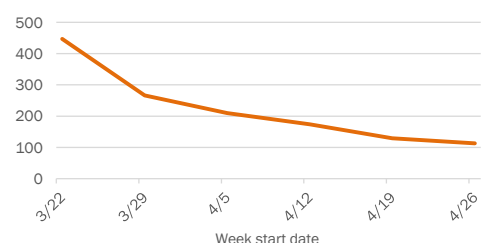
Daily percent of ED visits resulting in cough-associated admissions



Weekly count of ED visits for influenza-like illness



Weekly count of ED visits for COVID-like illness



The Electronic Surveillance System for the Early Notification of Community-Based Epidemics (ESSENCE-FL) includes chief complaint data from 213 of 214 Florida EDs. Data are transmitted electronically to ESSENCE-FL daily or hourly.

Coronavirus: summary for Putnam County

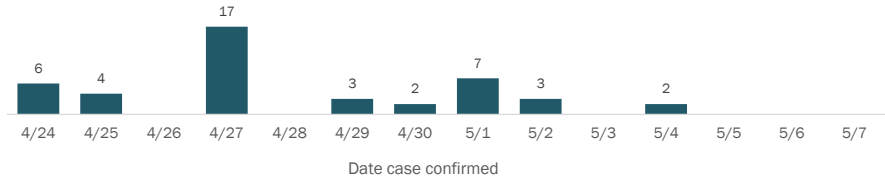
Data for May 8, 2020 (verified at 10 AM)

Data in this report are provisional and subject to change.

Confirmed cases

Total cases	120
Florida residents	120
Non-Florida residents	0
Gender for Florida residents	
Men	47
Women	73
Unknown	0
Age for Florida residents	
Range	6 - 98
Median age	47

Cases confirmed in Florida residents per day



Race, ethnicity	Cases	Hospitalizations	Deaths
White	69	9	1
Hispanic	0	0	0
Non-Hispanic	69	9	1
Unknown ethnicity	0	0	0
Black	48	7	3
Hispanic	0	0	0
Non-Hispanic	46	5	2
Unknown ethnicity	2	2	1
Other	3	1	0
Hispanic	2	1	0
Non-Hispanic	1	0	0
Unknown ethnicity	0	0	0
Unknown race	0	0	0
Hispanic	0	0	0
Non-Hispanic	0	0	0
Unknown ethnicity	0	0	0
Total	120	17	4

Outcomes for Florida residents

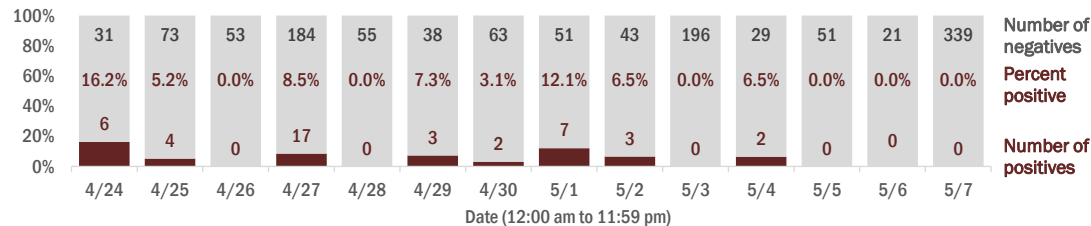
Putnam		
Hospitalizations	17	(14% of all cases)
Deaths	4	(3% of all cases)
Statewide		
Hospitalizations	6,929	(18% of all cases)
Deaths	1,669	(4% of all cases)

Hospitalization counts include anyone who was hospitalized at some point during their illness. It does not reflect the number of people currently hospitalized.
Other race includes any person with a race of American Indian/Alaskan native, Asian, native Hawaiian/Pacific Islander, or other.

Laboratory testing for Florida residents and non-Florida residents over the past 2 weeks

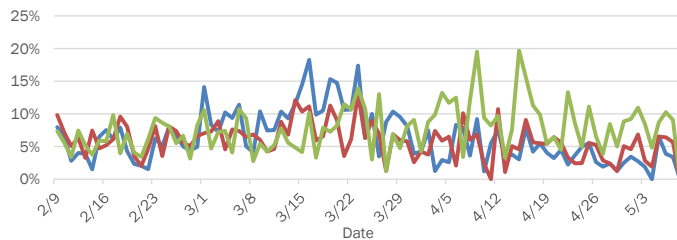
Number and percent of positive labs

These counts include the number of people for whom the department received laboratory results by day. This percent is the number of people who test positive for the first time divided by all the people tested that day, excluding people who have previously tested positive.

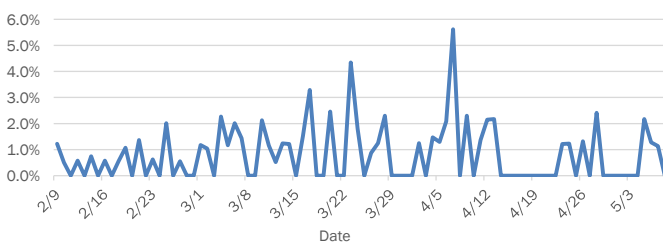


Emergency department (ED) chief complaint and admission data for Putnam County

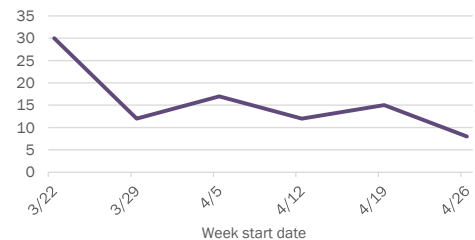
Daily percent of ED visits mentioning cough, fever, or shortness of breath



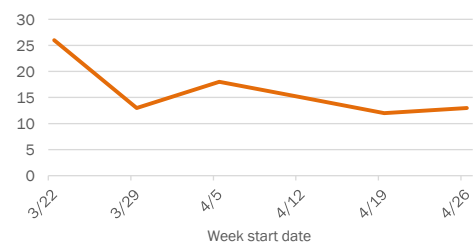
Daily percent of ED visits resulting in cough-associated admissions



Weekly count of ED visits for influenza-like illness



Weekly count of ED visits for COVID-like illness



The Electronic Surveillance System for the Early Notification of Community-Based Epidemics (ESSENCE-FL) includes chief complaint data from 213 of 214 Florida EDs. Data are transmitted electronically to ESSENCE-FL daily or hourly.

Coronavirus: summary for Santa Rosa County

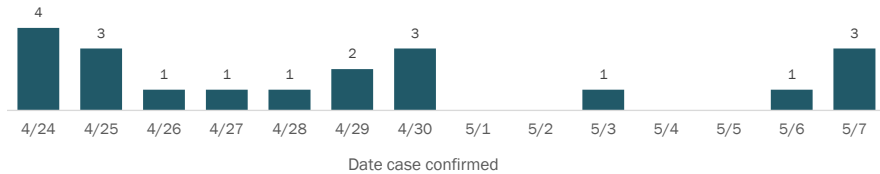
Data for May 8, 2020 (verified at 10 AM)

Data in this report are provisional and subject to change.

Confirmed cases

Total cases	162
Florida residents	161
Non-Florida residents	1
Gender for Florida residents	
Men	107
Women	54
Unknown	0
Age for Florida residents	
Range	0 - 94
Median age	48

Cases confirmed in Florida residents per day



Race, ethnicity	Cases	Hospitalizations	Deaths
White	114	16	6
Hispanic	5	1	1
Non-Hispanic	108	15	5
Unknown ethnicity	1	0	0
Black	26	6	3
Hispanic	1	0	0
Non-Hispanic	25	6	3
Unknown ethnicity	0	0	0
Other	2	1	0
Hispanic	1	0	0
Non-Hispanic	1	1	0
Unknown ethnicity	0	0	0
Unknown race	19	0	0
Hispanic	1	0	0
Non-Hispanic	1	0	0
Unknown ethnicity	17	0	0
Total	161	23	9

Outcomes for Florida residents

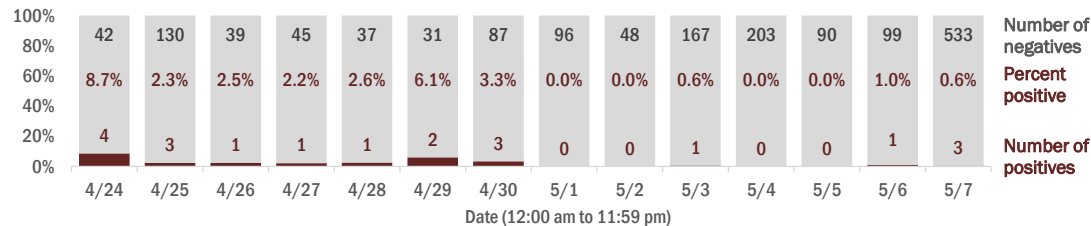
Santa Rosa		
Hospitalizations	23	(14% of all cases)
Deaths	9	(6% of all cases)
Statewide		
Hospitalizations	6,929	(18% of all cases)
Deaths	1,669	(4% of all cases)

Hospitalization counts include anyone who was hospitalized at some point during their illness. It does not reflect the number of people currently hospitalized.
Other race includes any person with a race of American Indian/Alaskan native, Asian, native Hawaiian/Pacific Islander, or other.

Laboratory testing for Florida residents and non-Florida residents over the past 2 weeks

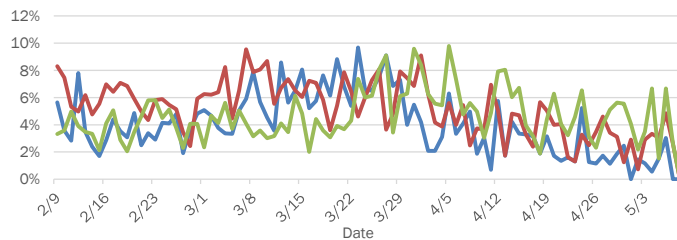
Number and percent of positive labs

These counts include the number of people for whom the department received laboratory results by day. This percent is the number of people who test positive for the first time divided by all the people tested that day, excluding people who have previously tested positive.

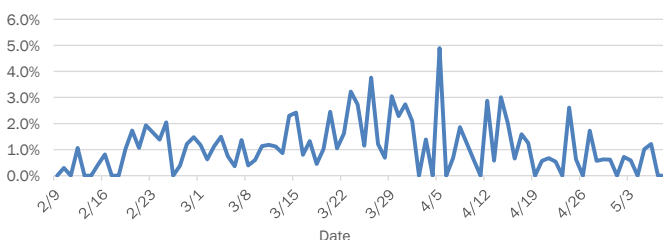


Emergency department (ED) chief complaint and admission data for Santa Rosa County

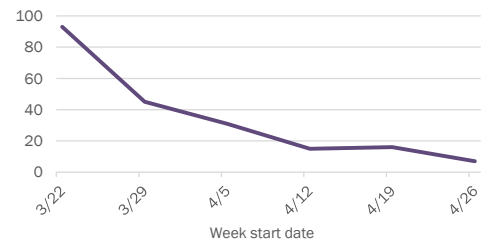
Daily percent of ED visits mentioning cough, fever, or shortness of breath



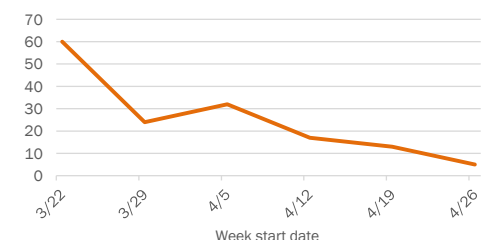
Daily percent of ED visits resulting in cough-associated admissions



Weekly count of ED visits for influenza-like illness



Weekly count of ED visits for COVID-like illness



The Electronic Surveillance System for the Early Notification of Community-Based Epidemics (ESSENCE-FL) includes chief complaint data from 213 of 214 Florida EDs. Data are transmitted electronically to ESSENCE-FL daily or hourly.

Coronavirus: summary for Sarasota County

Data for May 8, 2020 (verified at 10 AM)

Data in this report are provisional and subject to change.

Confirmed cases

Total cases	416
Florida residents	400
Non-Florida residents	16

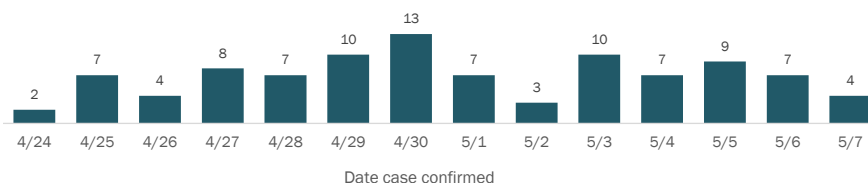
Gender for Florida residents

Men	168
Women	232
Unknown	0

Age for Florida residents

Range	0 - 102
Median age	62

Cases confirmed in Florida residents per day



Race, ethnicity	Cases	Hospitalizations	Deaths
White	317	112	46
Hispanic	32	6	2
Non-Hispanic	264	88	39
Unknown ethnicity	21	18	5
Black	24	9	2
Hispanic	1	1	0
Non-Hispanic	23	8	2
Unknown ethnicity	0	0	0
Other	31	10	5
Hispanic	9	3	2
Non-Hispanic	19	4	3
Unknown ethnicity	3	3	0
Unknown race	28	4	1
Hispanic	0	0	0
Non-Hispanic	2	1	1
Unknown ethnicity	26	3	0
Total	400	135	54

Outcomes for Florida residents

Sarasota	
Hospitalizations	135 (34% of all cases)
Deaths	54 (14% of all cases)

Statewide	
Hospitalizations	6,929 (18% of all cases)
Deaths	1,669 (4% of all cases)

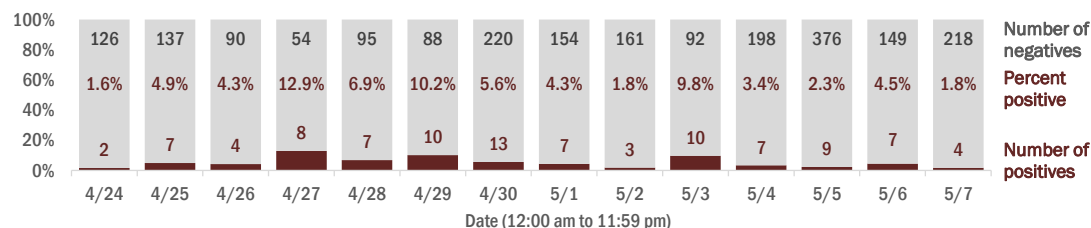
Hospitalization counts include anyone who was hospitalized at some point during their illness. It does not reflect the number of people currently hospitalized.

Other race includes any person with a race of American Indian/Alaskan native, Asian, native Hawaiian/Pacific Islander, or other.

Laboratory testing for Florida residents and non-Florida residents over the past 2 weeks

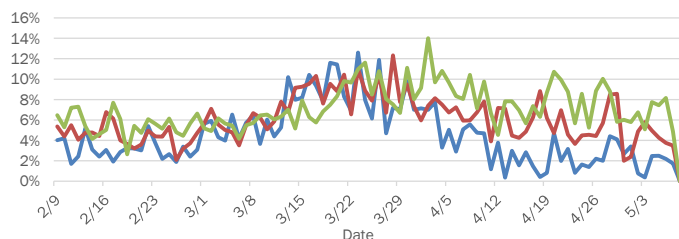
Number and percent of positive labs

These counts include the number of people for whom the department received laboratory results by day. This percent is the number of people who test positive for the first time divided by all the people tested that day, excluding people who have previously tested positive.

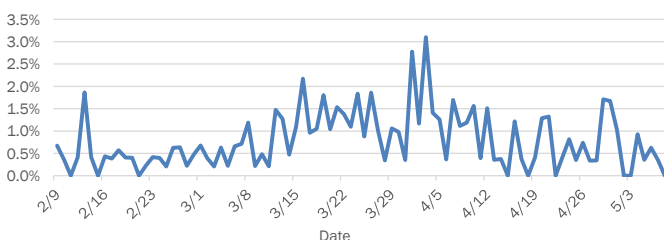


Emergency department (ED) chief complaint and admission data for Sarasota County

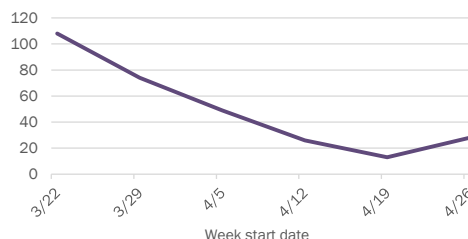
Daily percent of ED visits mentioning cough, fever, or shortness of breath



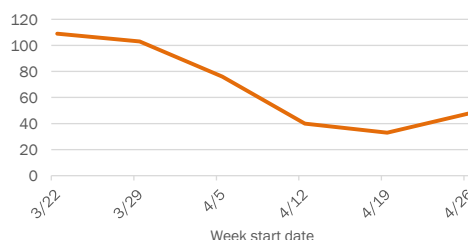
Daily percent of ED visits resulting in cough-associated admissions



Weekly count of ED visits for influenza-like illness



Weekly count of ED visits for COVID-like illness



The Electronic Surveillance System for the Early Notification of Community-Based Epidemics (ESSENCE-FL) includes chief complaint data from 213 of 214 Florida EDs. Data are transmitted electronically to ESSENCE-FL daily or hourly.

Coronavirus: summary for Seminole County

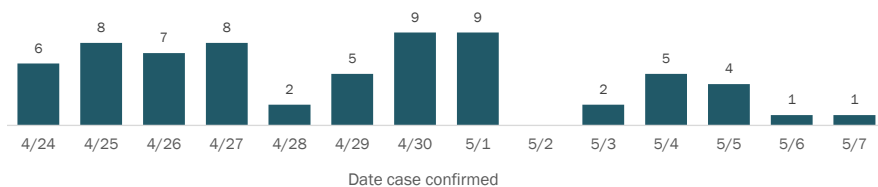
Data for May 8, 2020 (verified at 10 AM)

Data in this report are provisional and subject to change.

Confirmed cases

Total cases	410
Florida residents	404
Non-Florida residents	6
Gender for Florida residents	
Men	186
Women	218
Unknown	0
Age for Florida residents	
Range	0 - 100
Median age	48

Cases confirmed in Florida residents per day



Race, ethnicity	Cases	Hospitalizations	Deaths
White	303	67	10
Hispanic	136	33	5
Non-Hispanic	167	34	5
Unknown ethnicity	0	0	0
Black	58	12	0
Hispanic	0	0	0
Non-Hispanic	58	12	0
Unknown ethnicity	0	0	0
Other	43	15	0
Hispanic	15	4	0
Non-Hispanic	28	11	0
Unknown ethnicity	0	0	0
Unknown race	0	0	0
Hispanic	0	0	0
Non-Hispanic	0	0	0
Unknown ethnicity	0	0	0
Total	404	94	10

Outcomes for Florida residents

Seminole		
Hospitalizations	94	(23% of all cases)
Deaths	10	(2% of all cases)
Statewide		
Hospitalizations	6,929	(18% of all cases)
Deaths	1,669	(4% of all cases)

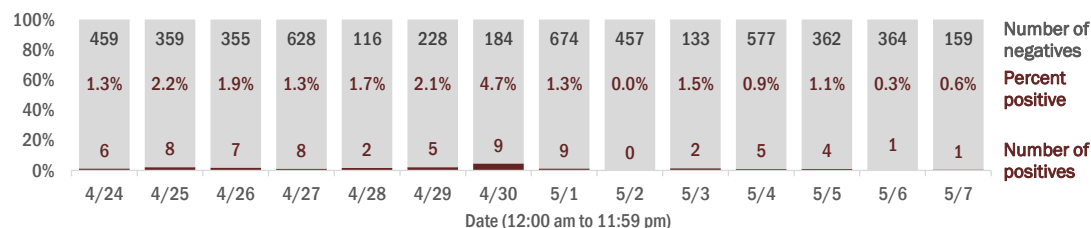
Hospitalization counts include anyone who was hospitalized at some point during their illness. It does not reflect the number of people currently hospitalized.

Other race includes any person with a race of American Indian/Alaskan native, Asian, native Hawaiian/Pacific Islander, or other.

Laboratory testing for Florida residents and non-Florida residents over the past 2 weeks

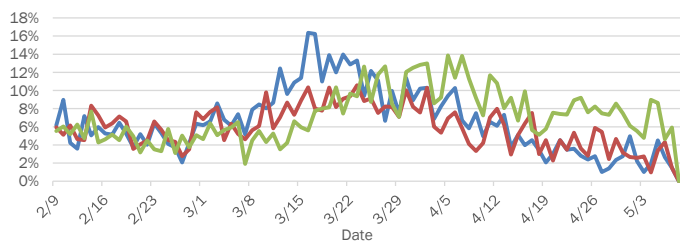
Number and percent of positive labs

These counts include the number of people for whom the department received laboratory results by day. This percent is the number of people who test positive for the first time divided by all the people tested that day, excluding people who have previously tested positive.

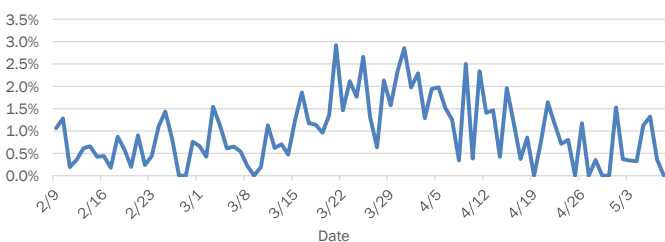


Emergency department (ED) chief complaint and admission data for Seminole County

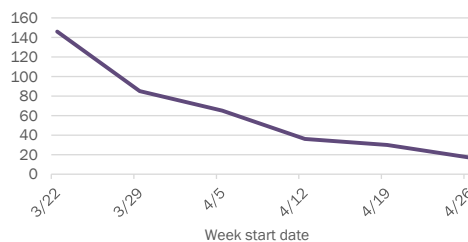
Daily percent of ED visits mentioning cough, fever, or shortness of breath



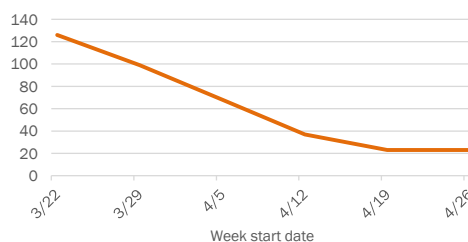
Daily percent of ED visits resulting in cough-associated admissions



Weekly count of ED visits for influenza-like illness



Weekly count of ED visits for COVID-like illness



The Electronic Surveillance System for the Early Notification of Community-Based Epidemics (ESSENCE-FL) includes chief complaint data from 213 of 214 Florida EDs. Data are transmitted electronically to ESSENCE-FL daily or hourly.

Coronavirus: summary for St. Johns County

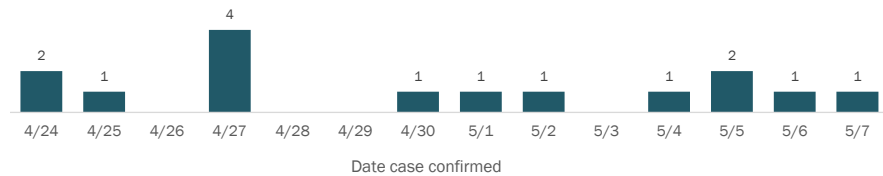
Data for May 8, 2020 (verified at 10 AM)

Data in this report are provisional and subject to change.

Confirmed cases

Total cases	223
Florida residents	214
Non-Florida residents	9
Gender for Florida residents	
Men	108
Women	106
Unknown	0
Age for Florida residents	
Range	2 - 97
Median age	52

Cases confirmed in Florida residents per day



Race, ethnicity	Cases	Hospitalizations	Deaths
White	163	31	4
Hispanic	10	2	0
Non-Hispanic	148	29	4
Unknown ethnicity	5	0	0
Black	13	0	0
Hispanic	0	0	0
Non-Hispanic	12	0	0
Unknown ethnicity	1	0	0
Other	14	4	0
Hispanic	1	0	0
Non-Hispanic	11	3	0
Unknown ethnicity	2	1	0
Unknown race	24	1	0
Hispanic	2	0	0
Non-Hispanic	0	0	0
Unknown ethnicity	22	1	0
Total	214	36	4

Outcomes for Florida residents

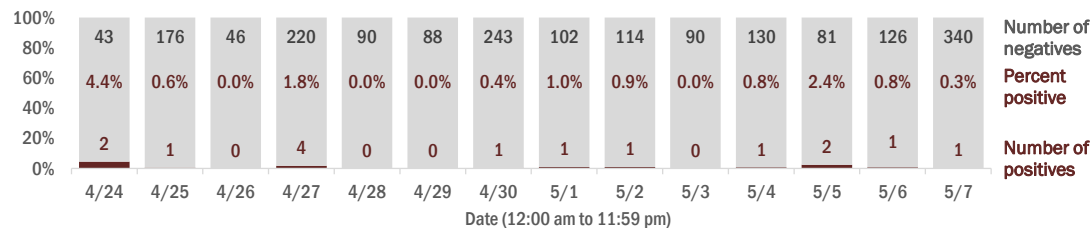
St. Johns		
Hospitalizations	36	(17% of all cases)
Deaths	4	(2% of all cases)
Statewide		
Hospitalizations	6,929	(18% of all cases)
Deaths	1,669	(4% of all cases)

Hospitalization counts include anyone who was hospitalized at some point during their illness. It does not reflect the number of people currently hospitalized.
Other race includes any person with a race of American Indian/Alaskan native, Asian, native Hawaiian/Pacific Islander, or other.

Laboratory testing for Florida residents and non-Florida residents over the past 2 weeks

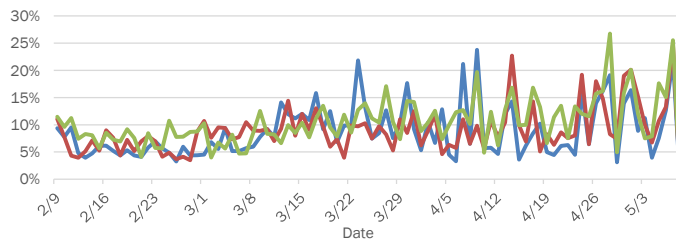
Number and percent of positive labs

These counts include the number of people for whom the department received laboratory results by day. This percent is the number of people who test positive for the first time divided by all the people tested that day, excluding people who have previously tested positive.

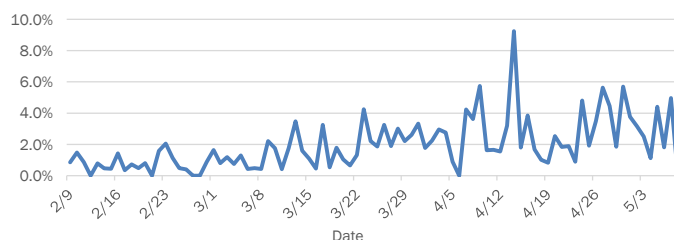


Emergency department (ED) chief complaint and admission data for St. Johns County

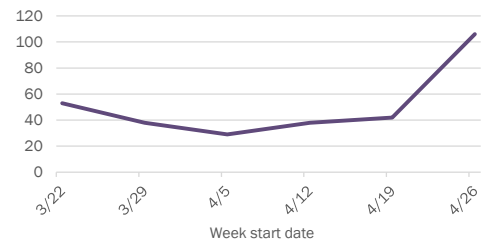
Daily percent of ED visits mentioning cough, fever, or shortness of breath



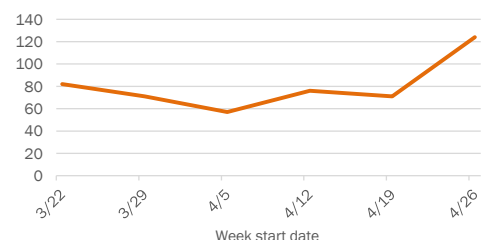
Daily percent of ED visits resulting in cough-associated admissions



Weekly count of ED visits for influenza-like illness



Weekly count of ED visits for COVID-like illness



The Electronic Surveillance System for the Early Notification of Community-Based Epidemics (ESSENCE-FL) includes chief complaint data from 213 of 214 Florida EDs. Data are transmitted electronically to ESSENCE-FL daily or hourly.

Coronavirus: summary for St. Lucie County

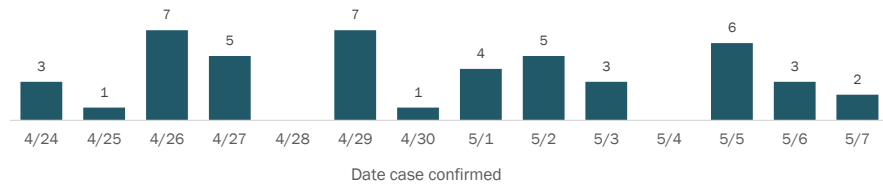
Data for May 8, 2020 (verified at 10 AM)

Data in this report are provisional and subject to change.

Confirmed cases

Total cases	275
Florida residents	262
Non-Florida residents	13
Gender for Florida residents	
Men	109
Women	153
Unknown	0
Age for Florida residents	
Range	3 - 97
Median age	58

Cases confirmed in Florida residents per day



Race, ethnicity	Cases	Hospitalizations	Deaths
White	158	54	18
Hispanic	28	6	1
Non-Hispanic	127	48	17
Unknown ethnicity	3	0	0
Black	61	16	4
Hispanic	1	1	0
Non-Hispanic	58	14	4
Unknown ethnicity	2	1	0
Other	19	5	1
Hispanic	7	1	0
Non-Hispanic	11	3	1
Unknown ethnicity	1	1	0
Unknown race	24	3	2
Hispanic	0	0	0
Non-Hispanic	1	0	0
Unknown ethnicity	23	3	2
Total	262	78	25

Outcomes for Florida residents

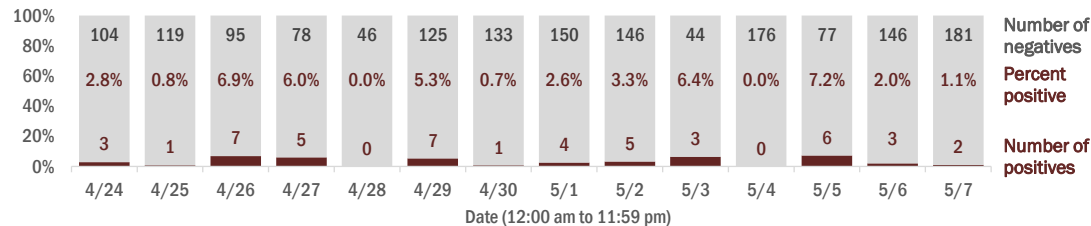
St. Lucie		
Hospitalizations	78	(30% of all cases)
Deaths	25	(10% of all cases)
Statewide		
Hospitalizations	6,929	(18% of all cases)
Deaths	1,669	(4% of all cases)

Hospitalization counts include anyone who was hospitalized at some point during their illness. It does not reflect the number of people currently hospitalized.
Other race includes any person with a race of American Indian/Alaskan native, Asian, native Hawaiian/Pacific Islander, or other.

Laboratory testing for Florida residents and non-Florida residents over the past 2 weeks

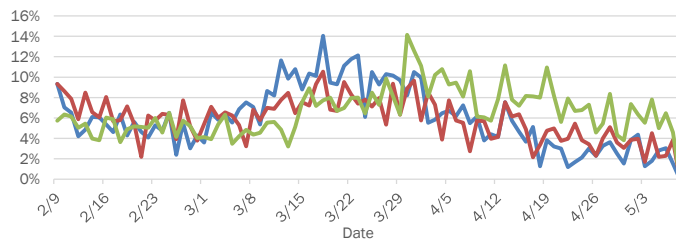
Number and percent of positive labs

These counts include the number of people for whom the department received laboratory results by day. This percent is the number of people who test positive for the first time divided by all the people tested that day, excluding people who have previously tested positive.

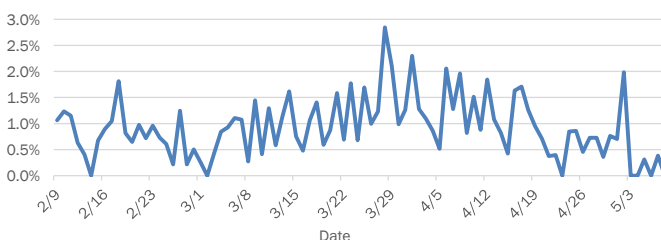


Emergency department (ED) chief complaint and admission data for St. Lucie County

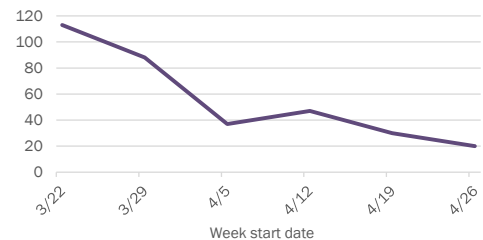
Daily percent of ED visits mentioning cough, fever, or shortness of breath



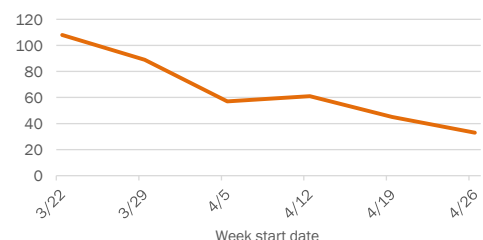
Daily percent of ED visits resulting in cough-associated admissions



Weekly count of ED visits for influenza-like illness



Weekly count of ED visits for COVID-like illness



The Electronic Surveillance System for the Early Notification of Community-Based Epidemics (ESSENCE-FL) includes chief complaint data from 213 of 214 Florida EDs. Data are transmitted electronically to ESSENCE-FL daily or hourly.

Coronavirus: summary for Sumter County

Data for May 8, 2020 (verified at 10 AM)

Data in this report are provisional and subject to change.

Confirmed cases

Total cases 239

Florida residents 235

Non-Florida residents 4

Gender for Florida residents

Men 171

Women 64

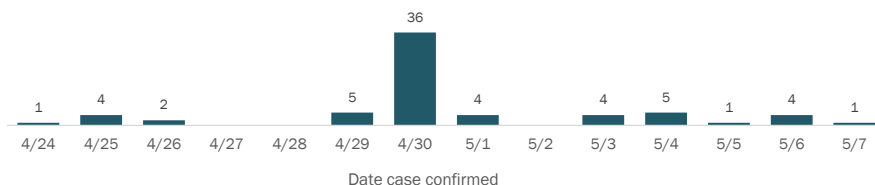
Unknown 0

Age for Florida residents

Range 17 - 92

Median age 65

Cases confirmed in Florida residents per day



Race, ethnicity

	Cases	Hospitalizations	Deaths
White	196	36	13
Hispanic	12	3	0
Non-Hispanic	182	33	12
Unknown ethnicity	2	0	1
Black	29	3	0
Hispanic	0	0	0
Non-Hispanic	29	3	0
Unknown ethnicity	0	0	0
Other	5	1	1
Hispanic	2	0	0
Non-Hispanic	3	1	1
Unknown ethnicity	0	0	0
Unknown race	5	1	0
Hispanic	0	0	0
Non-Hispanic	0	0	0
Unknown ethnicity	5	1	0
Total	235	41	14

Outcomes for Florida residents

Sumter		
Hospitalizations	41	(17% of all cases)
Deaths	14	(6% of all cases)

Statewide

Hospitalizations	6,929	(18% of all cases)
Deaths	1,669	(4% of all cases)

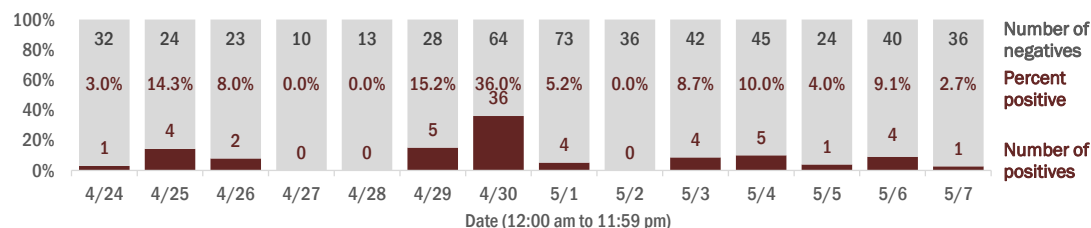
Hospitalization counts include anyone who was hospitalized at some point during their illness. It does not reflect the number of people currently hospitalized.

Other race includes any person with a race of American Indian/Alaskan native, Asian, native Hawaiian/Pacific Islander, or other.

Laboratory testing for Florida residents and non-Florida residents over the past 2 weeks

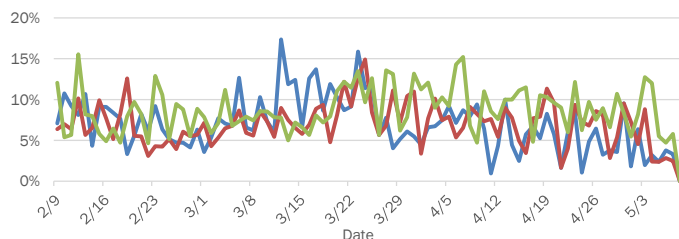
Number and percent of positive labs

These counts include the number of people for whom the department received laboratory results by day. This percent is the number of people who test positive for the first time divided by all the people tested that day, excluding people who have previously tested positive.

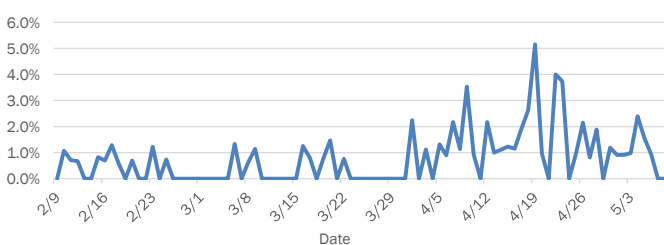


Emergency department (ED) chief complaint and admission data for Sumter County

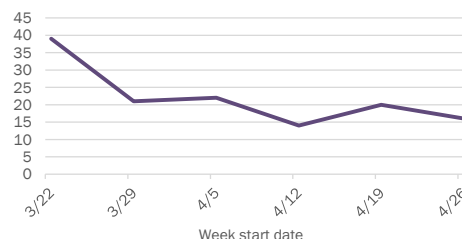
Daily percent of ED visits mentioning cough, fever, or shortness of breath



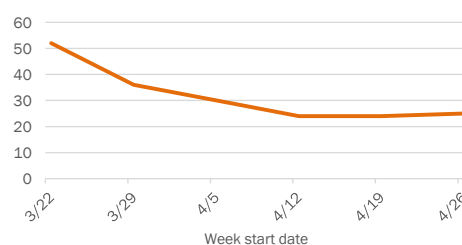
Daily percent of ED visits resulting in cough-associated admissions



Weekly count of ED visits for influenza-like illness



Weekly count of ED visits for COVID-like illness



The Electronic Surveillance System for the Early Notification of Community-Based Epidemics (ESSENCE-FL) includes chief complaint data from 213 of 214 Florida EDs. Data are transmitted electronically to ESSENCE-FL daily or hourly.

Coronavirus: summary for Suwannee County

Data for May 8, 2020 (verified at 10 AM)

Data in this report are provisional and subject to change.

Confirmed cases

Total cases 145

Florida residents 145

Non-Florida residents 0

Gender for Florida residents

Men 45

Women 100

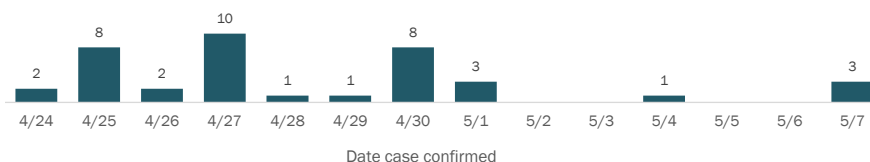
Unknown 0

Age for Florida residents

Range 5 - 102

Median age 63

Cases confirmed in Florida residents per day



Race, ethnicity	Cases	Hospitalizations	Deaths
White	97	25	15
Hispanic	6	2	1
Non-Hispanic	91	23	14
Unknown ethnicity	0	0	0
Black	40	9	3
Hispanic	0	0	0
Non-Hispanic	39	8	3
Unknown ethnicity	1	1	0
Other	1	0	0
Hispanic	1	0	0
Non-Hispanic	0	0	0
Unknown ethnicity	0	0	0
Unknown race	7	1	0
Hispanic	0	0	0
Non-Hispanic	0	0	0
Unknown ethnicity	7	1	0
Total	145	35	18

Outcomes for Florida residents

Suwannee

Hospitalizations 35 (24% of all cases)

Deaths 18 (12% of all cases)

Statewide

Hospitalizations 6,929 (18% of all cases)

Deaths 1,669 (4% of all cases)

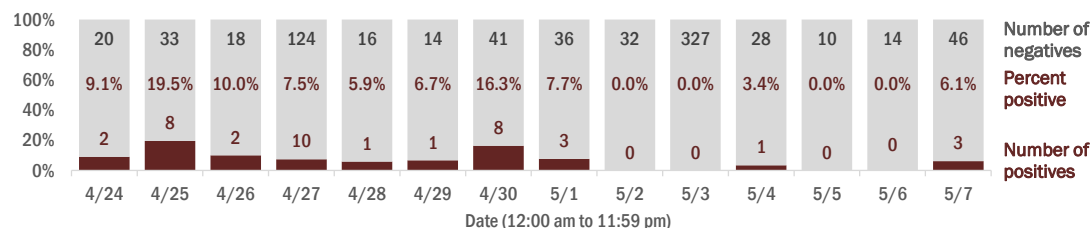
Hospitalization counts include anyone who was hospitalized at some point during their illness. It does not reflect the number of people currently hospitalized.

Other race includes any person with a race of American Indian/Alaskan native, Asian, native Hawaiian/Pacific Islander, or other.

Laboratory testing for Florida residents and non-Florida residents over the past 2 weeks

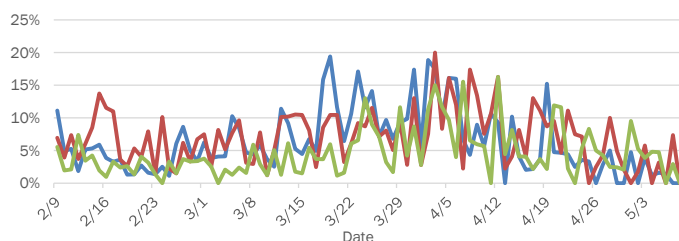
Number and percent of positive labs

These counts include the number of people for whom the department received laboratory results by day. This percent is the number of people who test positive for the first time divided by all the people tested that day, excluding people who have previously tested positive.

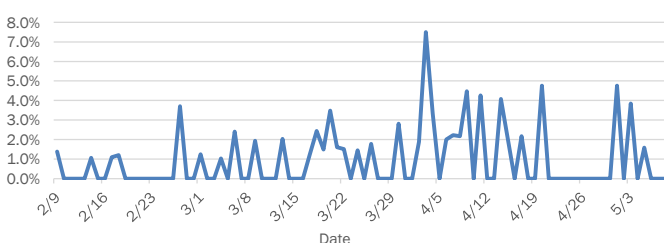


Emergency department (ED) chief complaint and admission data for Suwannee County

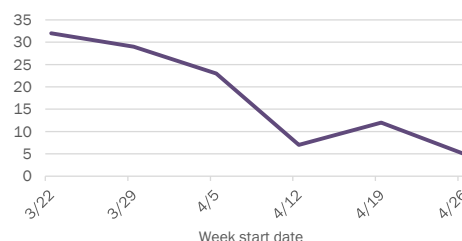
Daily percent of ED visits mentioning cough, fever, or shortness of breath



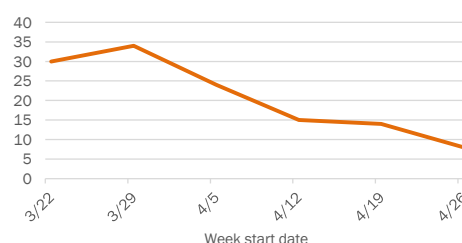
Daily percent of ED visits resulting in cough-associated admissions



Weekly count of ED visits for influenza-like illness



Weekly count of ED visits for COVID-like illness



The Electronic Surveillance System for the Early Notification of Community-Based Epidemics (ESSENCE-FL) includes chief complaint data from 213 of 214 Florida EDs. Data are transmitted electronically to ESSENCE-FL daily or hourly.

Coronavirus: summary for Taylor County

Data for May 8, 2020 (verified at 10 AM)

Data in this report are provisional and subject to change.

Confirmed cases

Total cases 3

Florida residents 3

Non-Florida residents 0

Gender for Florida residents

Men 0

Women 3

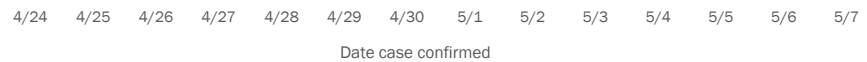
Unknown 0

Age for Florida residents

Range 29 - 60

Median age 47

Cases confirmed in Florida residents per day



Race, ethnicity	Cases	Hospitalizations	Deaths
White	3	0	0
Hispanic	0	0	0
Non-Hispanic	3	0	0
Unknown ethnicity	0	0	0
Black	0	0	0
Hispanic	0	0	0
Non-Hispanic	0	0	0
Unknown ethnicity	0	0	0
Other	0	0	0
Hispanic	0	0	0
Non-Hispanic	0	0	0
Unknown ethnicity	0	0	0
Unknown race	0	0	0
Hispanic	0	0	0
Non-Hispanic	0	0	0
Unknown ethnicity	0	0	0
Total	3	0	0

Outcomes for Florida residents

Taylor

Hospitalizations 0 (0% of all cases)

Deaths 0 (0% of all cases)

Statewide

Hospitalizations 6,929 (18% of all cases)

Deaths 1,669 (4% of all cases)


Hospitalization counts include anyone who was hospitalized at some point during their illness. It does not reflect the number of people currently hospitalized.

Other race includes any person with a race of American Indian/Alaskan native, Asian, native Hawaiian/Pacific Islander, or other.

Laboratory testing for Florida residents and non-Florida residents over the past 2 weeks

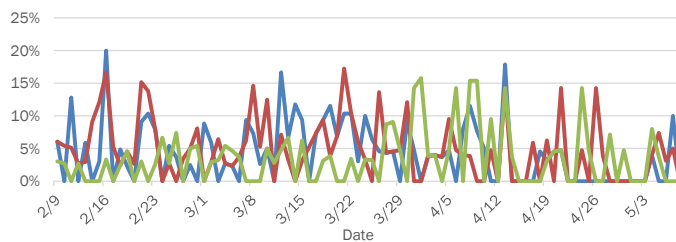
Number and percent of positive labs

These counts include the number of people for whom the department received laboratory results by day. This percent is the number of people who test positive for the first time divided by all the people tested that day, excluding people who have previously tested positive.

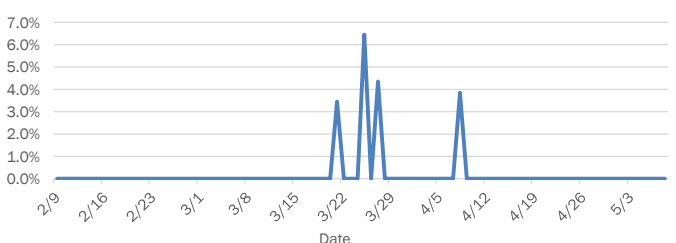


Emergency department (ED) chief complaint and admission data for Taylor County

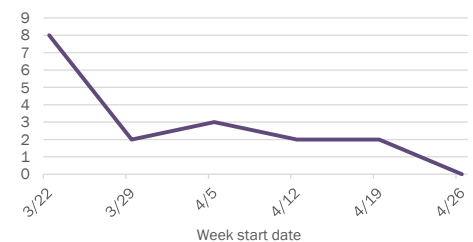
Daily percent of ED visits mentioning cough, fever, or shortness of breath



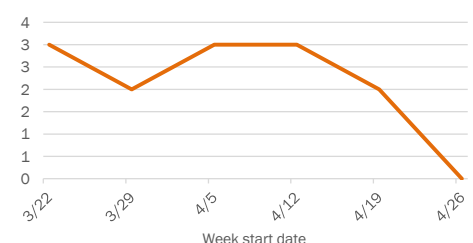
Daily percent of ED visits resulting in cough-associated admissions



Weekly count of ED visits for influenza-like illness



Weekly count of ED visits for COVID-like illness



The Electronic Surveillance System for the Early Notification of Community-Based Epidemics (ESSENCE-FL) includes chief complaint data from 213 of 214 Florida EDs. Data are transmitted electronically to ESSENCE-FL daily or hourly.

Coronavirus: summary for Union County

Data for May 8, 2020 (verified at 10 AM)

Data in this report are provisional and subject to change.

Confirmed cases

Total cases 5

Florida residents 5

Non-Florida residents 0

Gender for Florida residents

Men 2

Women 3

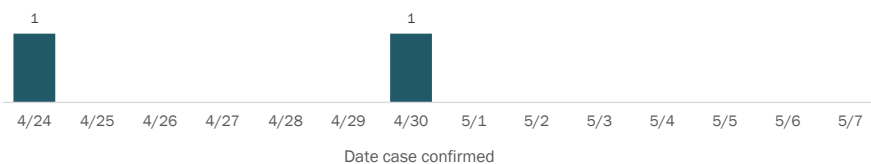
Unknown 0

Age for Florida residents

Range 25 - 60

Median age 55

Cases confirmed in Florida residents per day



Race, ethnicity	Cases	Hospitalizations	Deaths
White	4	0	0
Hispanic	0	0	0
Non-Hispanic	4	0	0
Unknown ethnicity	0	0	0
Black	0	0	0
Hispanic	0	0	0
Non-Hispanic	0	0	0
Unknown ethnicity	0	0	0
Other	1	0	0
Hispanic	0	0	0
Non-Hispanic	1	0	0
Unknown ethnicity	0	0	0
Unknown race	0	0	0
Hispanic	0	0	0
Non-Hispanic	0	0	0
Unknown ethnicity	0	0	0
Total	5	0	0

Outcomes for Florida residents

Union

Hospitalizations 0 (0% of all cases)

Deaths 0 (0% of all cases)

Statewide

Hospitalizations 6,929 (18% of all cases)

Deaths 1,669 (4% of all cases)

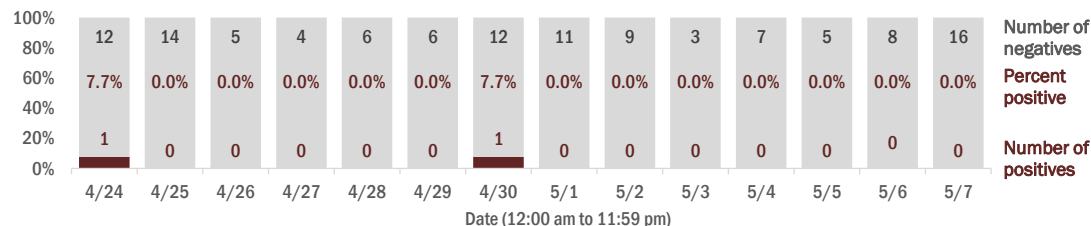
Hospitalization counts include anyone who was hospitalized at some point during their illness. It does not reflect the number of people currently hospitalized.

Other race includes any person with a race of American Indian/Alaskan native, Asian, native Hawaiian/Pacific Islander, or other.

Laboratory testing for Florida residents and non-Florida residents over the past 2 weeks

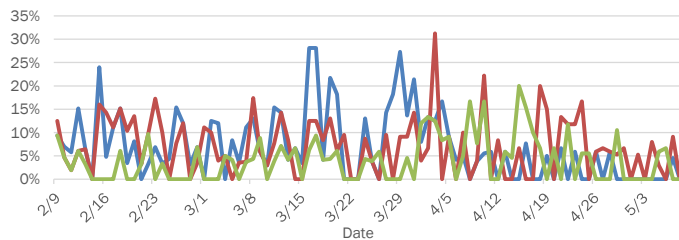
Number and percent of positive labs

These counts include the number of people for whom the department received laboratory results by day. This percent is the number of people who test positive for the first time divided by all the people tested that day, excluding people who have previously tested positive.

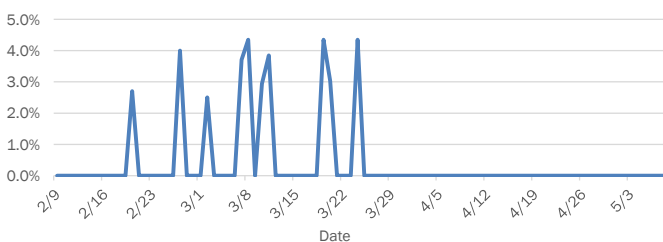


Emergency department (ED) chief complaint and admission data for Union County

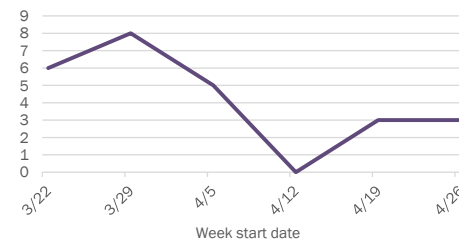
Daily percent of ED visits mentioning cough, fever, or shortness of breath



Daily percent of ED visits resulting in cough-associated admissions



Weekly count of ED visits for influenza-like illness



Weekly count of ED visits for COVID-like illness



The Electronic Surveillance System for the Early Notification of Community-Based Epidemics (ESSENCE-FL) includes chief complaint data from 213 of 214 Florida EDs. Data are transmitted electronically to ESSENCE-FL daily or hourly.

Coronavirus: summary for Volusia County

Data for May 8, 2020 (verified at 10 AM)

Data in this report are provisional and subject to change.

Confirmed cases

Total cases	537
Florida residents	525
Non-Florida residents	12

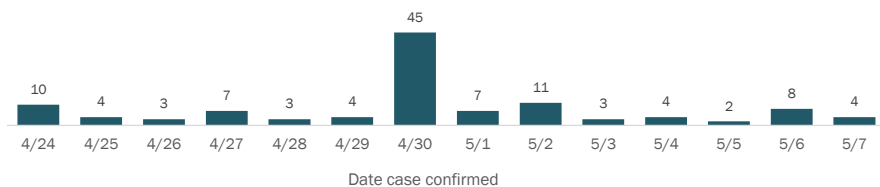
Gender for Florida residents

Men	314
Women	211
Unknown	0

Age for Florida residents

Range	0 - 102
Median age	54

Cases confirmed in Florida residents per day



Race, ethnicity	Cases	Hospitalizations	Deaths
White	316	67	25
Hispanic	47	6	1
Non-Hispanic	258	59	24
Unknown ethnicity	11	2	0
Black	108	17	3
Hispanic	2	0	0
Non-Hispanic	105	17	3
Unknown ethnicity	1	0	0
Other	87	10	0
Hispanic	23	2	0
Non-Hispanic	53	7	0
Unknown ethnicity	11	1	0
Unknown race	14	2	0
Hispanic	0	0	0
Non-Hispanic	2	0	0
Unknown ethnicity	12	2	0
Total	525	96	28

Outcomes for Florida residents

Volusia		
Hospitalizations	96	(18% of all cases)
Deaths	28	(5% of all cases)
Statewide		
Hospitalizations	6,929	(18% of all cases)
Deaths	1,669	(4% of all cases)

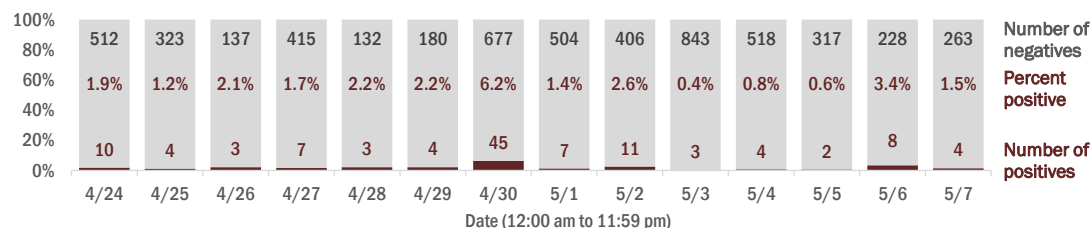
Hospitalization counts include anyone who was hospitalized at some point during their illness. It does not reflect the number of people currently hospitalized.

Other race includes any person with a race of American Indian/Alaskan native, Asian, native Hawaiian/Pacific Islander, or other.

Laboratory testing for Florida residents and non-Florida residents over the past 2 weeks

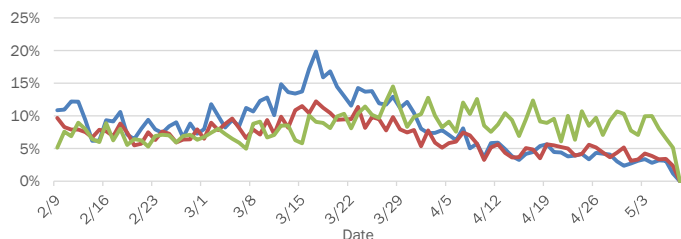
Number and percent of positive labs

These counts include the number of people for whom the department received laboratory results by day. This percent is the number of people who test positive for the first time divided by all the people tested that day, excluding people who have previously tested positive.

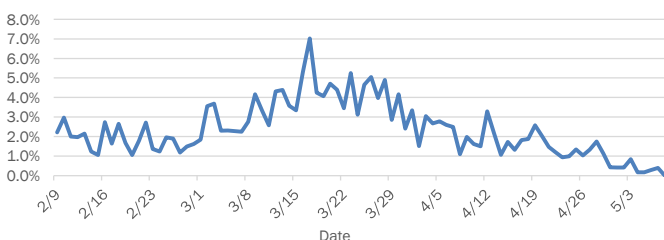


Emergency department (ED) chief complaint and admission data for Volusia County

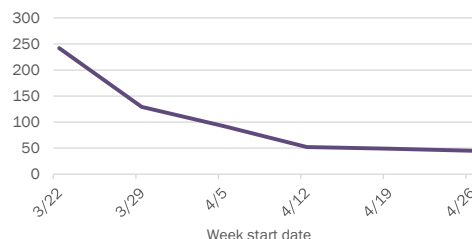
Daily percent of ED visits mentioning cough, fever, or shortness of breath



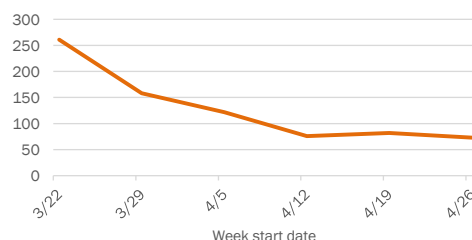
Daily percent of ED visits resulting in cough-associated admissions



Weekly count of ED visits for influenza-like illness



Weekly count of ED visits for COVID-like illness



The Electronic Surveillance System for the Early Notification of Community-Based Epidemics (ESSENCE-FL) includes chief complaint data from 213 of 214 Florida EDs. Data are transmitted electronically to ESSENCE-FL daily or hourly.

Coronavirus: summary for Wakulla County

Data for May 8, 2020 (verified at 10 AM)

Data in this report are provisional and subject to change.

Confirmed cases

Total cases 29

Florida residents 27

Non-Florida residents 2

Gender for Florida residents

Men 8

Women 19

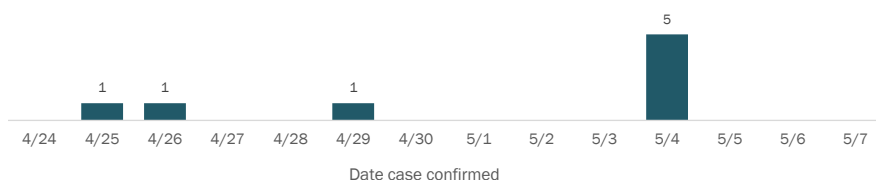
Unknown 0

Age for Florida residents

Range 19 - 86

Median age 46

Cases confirmed in Florida residents per day



Race, ethnicity	Cases	Hospitalizations	Deaths
White	12	2	1
Hispanic	0	0	0
Non-Hispanic	12	2	1
Unknown ethnicity	0	0	0
Black	13	2	0
Hispanic	0	0	0
Non-Hispanic	13	2	0
Unknown ethnicity	0	0	0
Other	2	1	0
Hispanic	0	0	0
Non-Hispanic	2	1	0
Unknown ethnicity	0	0	0
Unknown race	0	0	0
Hispanic	0	0	0
Non-Hispanic	0	0	0
Unknown ethnicity	0	0	0
Total	27	5	1

Outcomes for Florida residents

Wakulla

Hospitalizations 5 (19% of all cases)

Deaths 1 (4% of all cases)

Statewide

Hospitalizations 6,929 (18% of all cases)

Deaths 1,669 (4% of all cases)

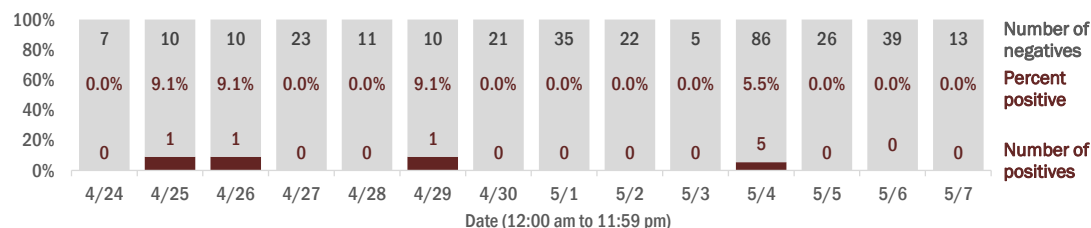
Hospitalization counts include anyone who was hospitalized at some point during their illness. It does not reflect the number of people currently hospitalized.

Other race includes any person with a race of American Indian/Alaskan native, Asian, native Hawaiian/Pacific Islander, or other.

Laboratory testing for Florida residents and non-Florida residents over the past 2 weeks

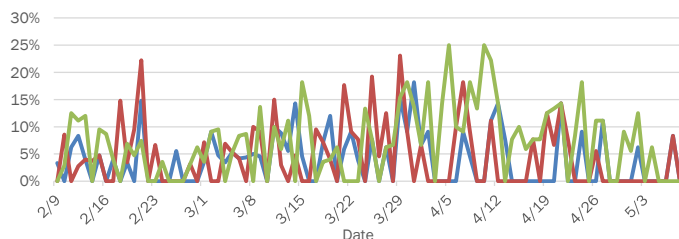
Number and percent of positive labs

These counts include the number of people for whom the department received laboratory results by day. This percent is the number of people who test positive for the first time divided by all the people tested that day, excluding people who have previously tested positive.

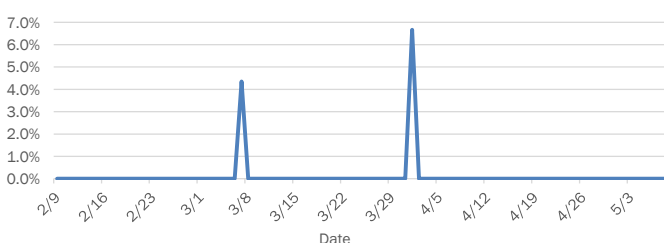


Emergency department (ED) chief complaint and admission data for Wakulla County

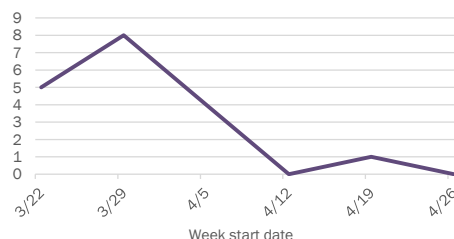
Daily percent of ED visits mentioning cough, fever, or shortness of breath



Daily percent of ED visits resulting in cough-associated admissions



Weekly count of ED visits for influenza-like illness



Weekly count of ED visits for COVID-like illness



The Electronic Surveillance System for the Early Notification of Community-Based Epidemics (ESSENCE-FL) includes chief complaint data from 213 of 214 Florida EDs. Data are transmitted electronically to ESSENCE-FL daily or hourly.

Coronavirus: summary for Walton County

Data for May 8, 2020 (verified at 10 AM)

Data in this report are provisional and subject to change.

Confirmed cases

Total cases 51

Florida residents 42

Non-Florida residents 9

Gender for Florida residents

Men 16

Women 26

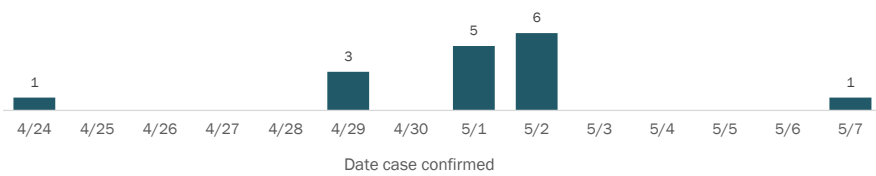
Unknown 0

Age for Florida residents

Range 20 - 94

Median age 58

Cases confirmed in Florida residents per day



Race, ethnicity

	Cases	Hospitalizations	Deaths
White	37	5	1
Hispanic	1	0	0
Non-Hispanic	36	5	1
Unknown ethnicity	0	0	0
Black	4	1	0
Hispanic	0	0	0
Non-Hispanic	4	1	0
Unknown ethnicity	0	0	0
Other	0	0	0
Hispanic	0	0	0
Non-Hispanic	0	0	0
Unknown ethnicity	0	0	0
Unknown race	1	0	0
Hispanic	0	0	0
Non-Hispanic	0	0	0
Unknown ethnicity	1	0	0
Total	42	6	1

Outcomes for Florida residents

Walton

Hospitalizations	6	(14% of all cases)
Deaths	1	(2% of all cases)

Statewide

Hospitalizations	6,929	(18% of all cases)
Deaths	1,669	(4% of all cases)

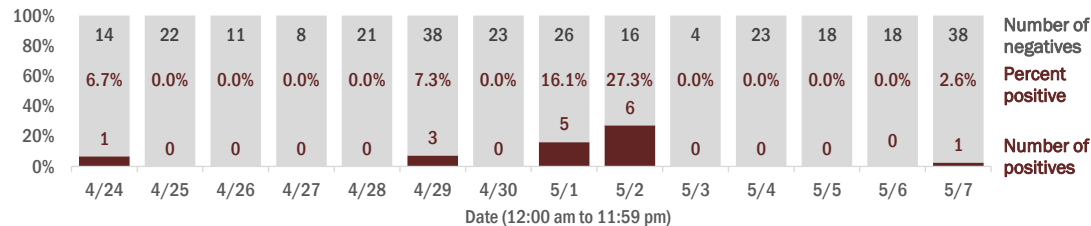
Hospitalization counts include anyone who was hospitalized at some point during their illness. It does not reflect the number of people currently hospitalized.

Other race includes any person with a race of American Indian/Alaskan native, Asian, native Hawaiian/Pacific Islander, or other.

Laboratory testing for Florida residents and non-Florida residents over the past 2 weeks

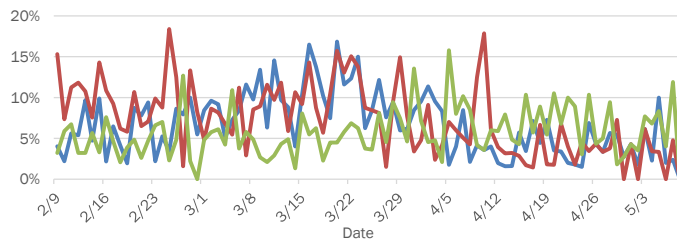
Number and percent of positive labs

These counts include the number of people for whom the department received laboratory results by day. This percent is the number of people who test positive for the first time divided by all the people tested that day, excluding people who have previously tested positive.

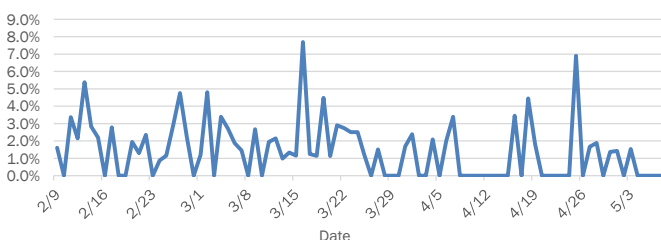


Emergency department (ED) chief complaint and admission data for Walton County

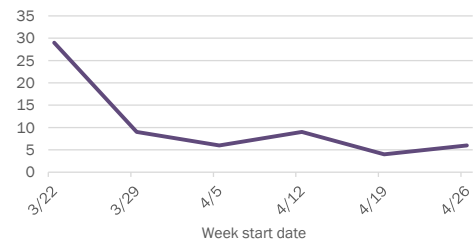
Daily percent of ED visits mentioning cough, fever, or shortness of breath



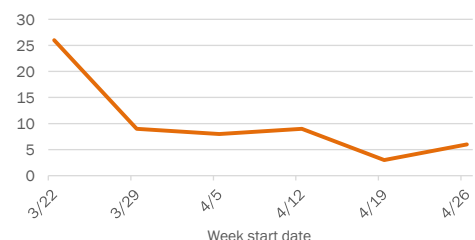
Daily percent of ED visits resulting in cough-associated admissions



Weekly count of ED visits for influenza-like illness



Weekly count of ED visits for COVID-like illness



The Electronic Surveillance System for the Early Notification of Community-Based Epidemics (ESSENCE-FL) includes chief complaint data from 213 of 214 Florida EDs. Data are transmitted electronically to ESSENCE-FL daily or hourly.

Coronavirus: summary for Washington County

Data for May 8, 2020 (verified at 10 AM)

Data in this report are provisional and subject to change.

