

Coronavirus: summary for Alachua County

Data verified as of Apr 29, 2020 at 10 AM

Data in this report are provisional and subject to change.

Confirmed cases

Total cases 262

Florida residents 251

Non-Florida residents 11

Gender for Florida residents

Men 101

Women 150

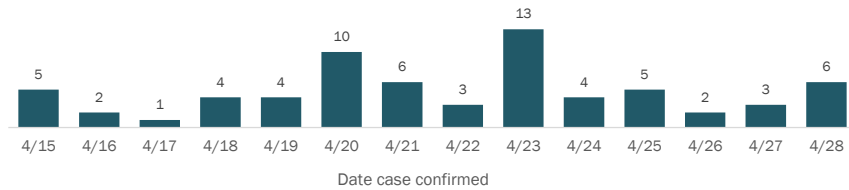
Unknown 0

Age for Florida residents

Range 2 - 94

Median age 49

Cases confirmed in Florida residents per day



Race, ethnicity	Cases	Hospitalizations	Deaths
White	104	41%	20
Hispanic	8	3%	0
Non-Hispanic	93	37%	19
Unknown ethnicity	3	1%	1
Black	80	32%	17
Hispanic	1	0%	0
Non-Hispanic	78	31%	17
Unknown ethnicity	1	0%	0
Other	20	8%	0
Hispanic	7	3%	0
Non-Hispanic	11	4%	0
Unknown ethnicity	2	1%	0
Unknown race	47	19%	6
Hispanic	2	1%	0
Non-Hispanic	0	0%	0
Unknown ethnicity	45	18%	6
Total	251	43	2

Outcomes for Florida residents

Alachua

Hospitalizations 43 (17% of all cases)
Deaths 2 (1% of all cases)

Statewide

Hospitalizations 5,419 (17% of all cases)
Deaths 1,218 (4% of all cases)

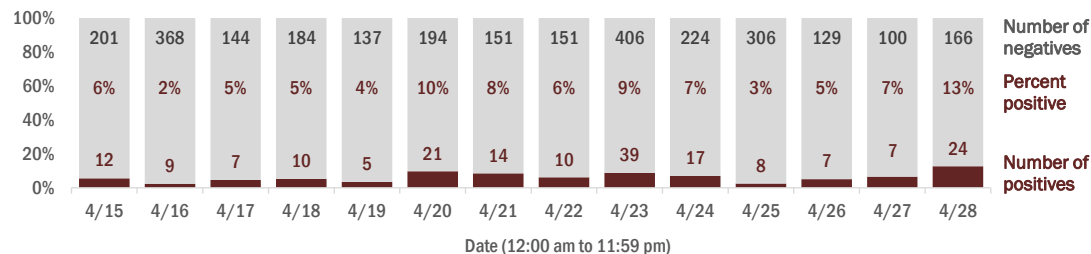
Hospitalization counts include anyone who was hospitalized at some point during their illness. It does not reflect the number of people currently hospitalized.

Other race includes any person with a race of American Indian/Alaskan native, Asian, native Hawaiian/Pacific Islander, or other.

Laboratory testing for Florida residents and non-Florida residents over the past 2 weeks

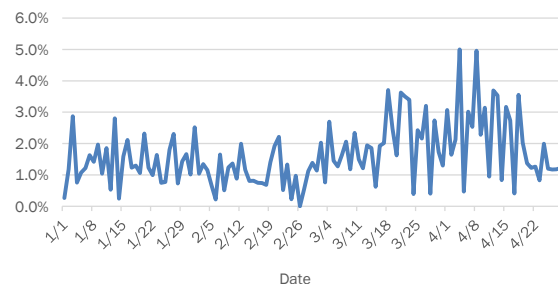
Number and percent of positive labs

These counts include the number of people for whom the department received laboratory results by day. People tested on multiple days will be included for each day a new result was received. A person is only counted once for each day they are tested, regardless of whether multiple specimens are tested or multiple results are received. If a person has a positive specimen and a negative specimen in the same day, only the positive result is counted.

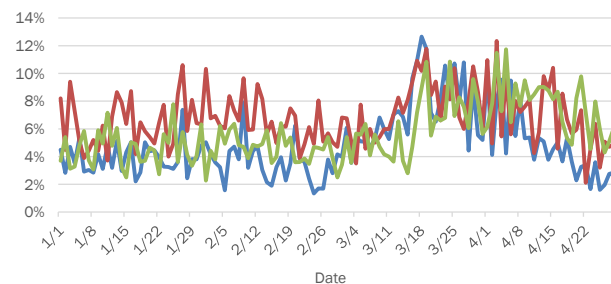


Emergency department (ED) chief complaint and admission data for Alachua County

Daily percent of ED visits that result in cough-associated admissions



Daily percent of ED visits that mention cough, fever, or shortness of breath



The Electronic Surveillance System for the Early Notification of Community-Based Epidemics (ESSENCE-FL) includes chief complaint data from 214 of 215 Florida EDs. Data are transmitted electronically to ESSENCE-FL daily or hourly.

Coronavirus: summary for Baker County

Data verified as of Apr 29, 2020 at 10 AM

Data in this report are provisional and subject to change.

Confirmed cases

Total cases 20

Florida residents 20

Non-Florida residents 0

Gender for Florida residents

Men 7

Women 13

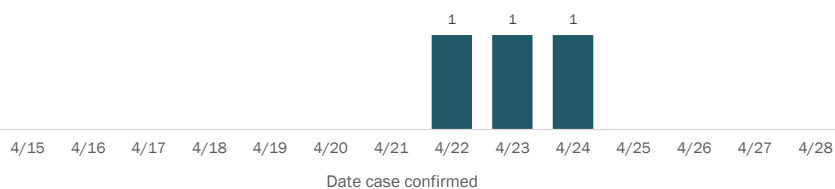
Unknown 0

Age for Florida residents

Range 24 - 97

Median age 70

Cases confirmed in Florida residents per day



Race, ethnicity

	Cases		Hospitalizations		Deaths	
White	17	85%	7	88%	3	100%
Hispanic	0	0%	0	0%	0	0%
Non-Hispanic	17	85%	7	88%	3	100%
Unknown ethnicity	0	0%	0	0%	0	0%
Black	2	10%	0	0%	0	0%
Hispanic	0	0%	0	0%	0	0%
Non-Hispanic	1	5%	0	0%	0	0%
Unknown ethnicity	1	5%	0	0%	0	0%
Other	1	5%	1	13%	0	0%
Hispanic	0	0%	0	0%	0	0%
Non-Hispanic	1	5%	1	13%	0	0%
Unknown ethnicity	0	0%	0	0%	0	0%
Unknown race	0	0%	0	0%	0	0%
Hispanic	0	0%	0	0%	0	0%
Non-Hispanic	0	0%	0	0%	0	0%
Unknown ethnicity	0	0%	0	0%	0	0%
Total	20		8		3	

Outcomes for Florida residents

Baker

Hospitalizations 8 (40% of all cases)
Deaths 3 (15% of all cases)

Statewide

Hospitalizations 5,419 (17% of all cases)
Deaths 1,218 (4% of all cases)

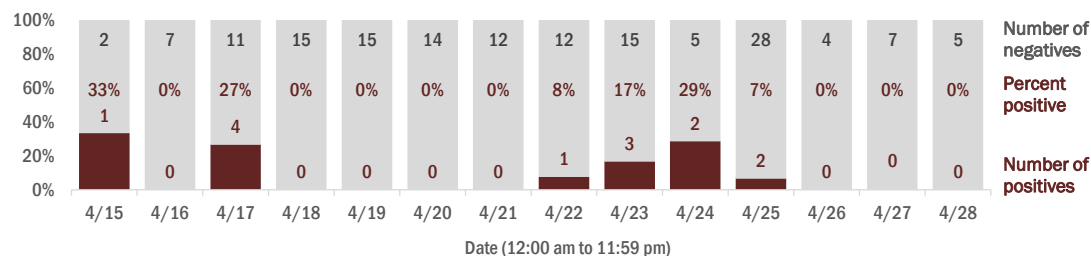
Hospitalization counts include anyone who was hospitalized at some point during their illness. It does not reflect the number of people currently hospitalized.

Other race includes any person with a race of American Indian/Alaskan native, Asian, native Hawaiian/Pacific Islander, or other.

Laboratory testing for Florida residents and non-Florida residents over the past 2 weeks

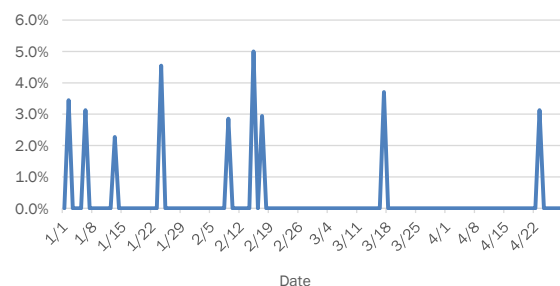
Number and percent of positive labs

These counts include the number of people for whom the department received laboratory results by day. People tested on multiple days will be included for each day a new result was received. A person is only counted once for each day they are tested, regardless of whether multiple specimens are tested or multiple results are received. If a person has a positive specimen and a negative specimen in the same day, only the positive result is counted.

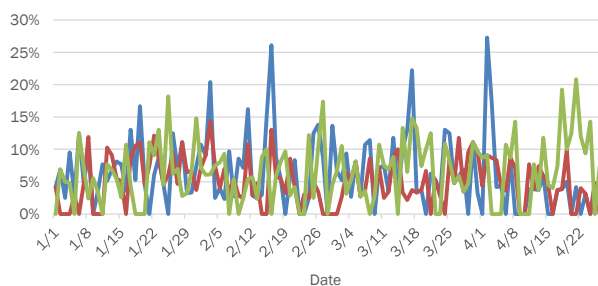


Emergency department (ED) chief complaint and admission data for Baker County

Daily percent of ED visits that result in cough-associated admissions



Daily percent of ED visits that mention cough, fever, or shortness of breath



The Electronic Surveillance System for the Early Notification of Community-Based Epidemics (ESSENCE-FL) includes chief complaint data from 214 of 215 Florida EDs. Data are transmitted electronically to ESSENCE-FL daily or hourly.

Coronavirus: summary for Bay County

Data verified as of Apr 29, 2020 at 10 AM

Data in this report are provisional and subject to change.

Confirmed cases

Total cases 70

Florida residents 69

Non-Florida residents 1

Gender for Florida residents

Men 40

Women 29

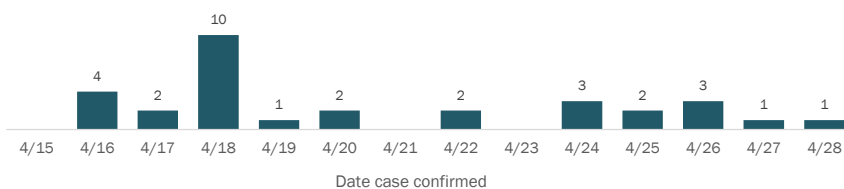
Unknown 0

Age for Florida residents

Range 14 - 93

Median age 50

Cases confirmed in Florida residents per day



Race, ethnicity

White	54	78%	7	78%	3	100%
Hispanic	12	17%	1	11%	0	0%
Non-Hispanic	40	58%	6	67%	3	100%
Unknown ethnicity	2	3%	0	0%	0	0%
Black	8	12%	2	22%	0	0%
Hispanic	0	0%	0	0%	0	0%
Non-Hispanic	8	12%	2	22%	0	0%
Unknown ethnicity	0	0%	0	0%	0	0%
Other	3	4%	0	0%	0	0%
Hispanic	2	3%	0	0%	0	0%
Non-Hispanic	0	0%	0	0%	0	0%
Unknown ethnicity	1	1%	0	0%	0	0%
Unknown race	4	6%	0	0%	0	0%
Hispanic	0	0%	0	0%	0	0%
Non-Hispanic	0	0%	0	0%	0	0%
Unknown ethnicity	4	6%	0	0%	0	0%
Total	69		9		3	

Outcomes for Florida residents

Bay

Hospitalizations	9	(13% of all cases)
Deaths	3	(4% of all cases)

Statewide

Hospitalizations	5,419	(17% of all cases)
Deaths	1,218	(4% of all cases)

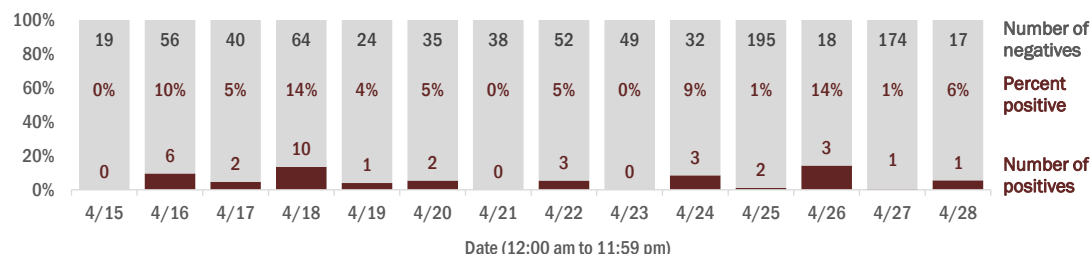
Hospitalization counts include anyone who was hospitalized at some point during their illness. It does not reflect the number of people currently hospitalized.

Other race includes any person with a race of American Indian/Alaskan native, Asian, native Hawaiian/Pacific Islander, or other.

Laboratory testing for Florida residents and non-Florida residents over the past 2 weeks

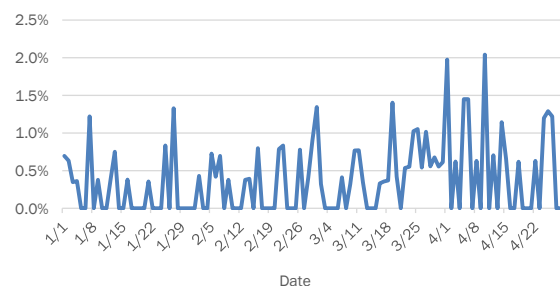
Number and percent of positive labs

These counts include the number of people for whom the department received laboratory results by day. People tested on multiple days will be included for each day a new result was received. A person is only counted once for each day they are tested, regardless of whether multiple specimens are tested or multiple results are received. If a person has a positive specimen and a negative specimen in the same day, only the positive result is counted.

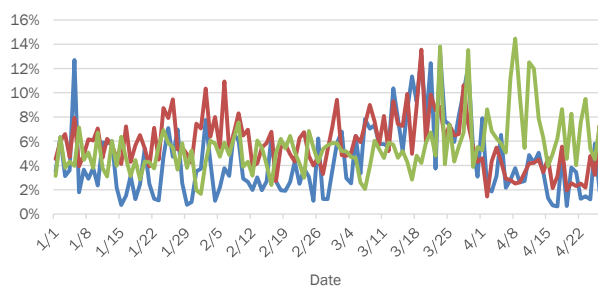


Emergency department (ED) chief complaint and admission data for Bay County

Daily percent of ED visits that result in cough-associated admissions



Daily percent of ED visits that mention cough, fever, or shortness of breath



The Electronic Surveillance System for the Early Notification of Community-Based Epidemics (ESSENCE-FL) includes chief complaint data from 214 of 215 Florida EDs. Data are transmitted electronically to ESSENCE-FL daily or hourly.

Coronavirus: summary for Bradford County

Data verified as of Apr 29, 2020 at 10 AM

Data in this report are provisional and subject to change.

Confirmed cases

Total cases 46

Florida residents 46

Non-Florida residents 0

Gender for Florida residents

Men 8

Women 38

Unknown 0

Age for Florida residents

Range 8 - 107

Median age 74

Cases confirmed in Florida residents per day



Race, ethnicity	Cases	Hospitalizations	Deaths
White	43	9	2
Hispanic	0	0	0
Non-Hispanic	43	9	2
Unknown ethnicity	0	0	0
Black	3	1	0
Hispanic	0	0	0
Non-Hispanic	3	1	0
Unknown ethnicity	0	0	0
Other	0	0	0
Hispanic	0	0	0
Non-Hispanic	0	0	0
Unknown ethnicity	0	0	0
Unknown race	0	0	0
Hispanic	0	0	0
Non-Hispanic	0	0	0
Unknown ethnicity	0	0	0
Total	46	10	2

Outcomes for Florida residents

Bradford

Hospitalizations 10 (22% of all cases)

Deaths 2 (4% of all cases)

Statewide

Hospitalizations 5,419 (17% of all cases)

Deaths 1,218 (4% of all cases)

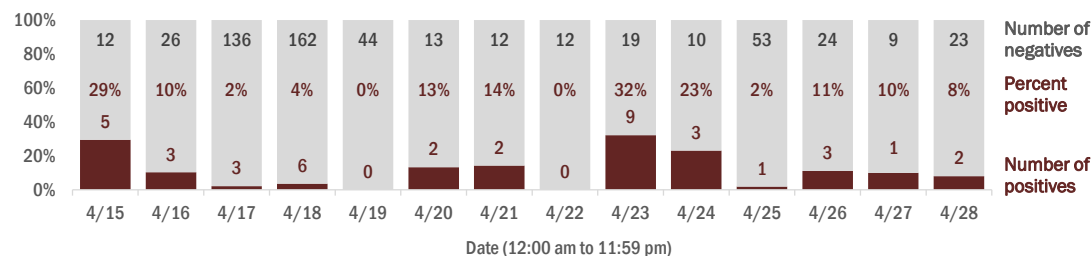
Hospitalization counts include anyone who was hospitalized at some point during their illness. It does not reflect the number of people currently hospitalized.

Other race includes any person with a race of American Indian/Alaskan native, Asian, native Hawaiian/Pacific Islander, or other.

Laboratory testing for Florida residents and non-Florida residents over the past 2 weeks

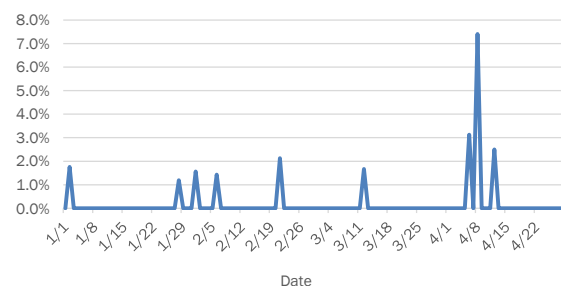
Number and percent of positive labs

These counts include the number of people for whom the department received laboratory results by day. People tested on multiple days will be included for each day a new result was received. A person is only counted once for each day they are tested, regardless of whether multiple specimens are tested or multiple results are received. If a person has a positive specimen and a negative specimen in the same day, only the positive result is counted.

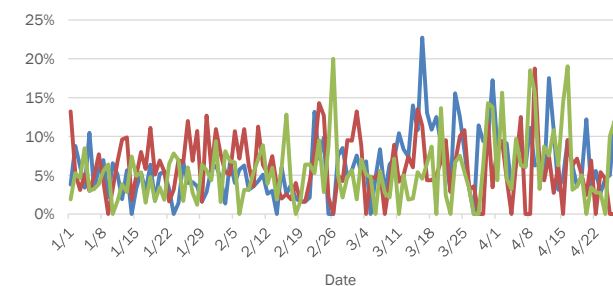


Emergency department (ED) chief complaint and admission data for Bradford County

Daily percent of ED visits that result in cough-associated admissions



Daily percent of ED visits that mention cough, fever, or shortness of breath



The Electronic Surveillance System for the Early Notification of Community-Based Epidemics (ESSENCE-FL) includes chief complaint data from 214 of 215 Florida EDs. Data are transmitted electronically to ESSENCE-FL daily or hourly.

Coronavirus: summary for Brevard County

Data verified as of Apr 29, 2020 at 10 AM

Data in this report are provisional and subject to change.

Confirmed cases

Total cases 270

Florida residents 261

Non-Florida residents 9

Gender for Florida residents

Men 128

Women 133

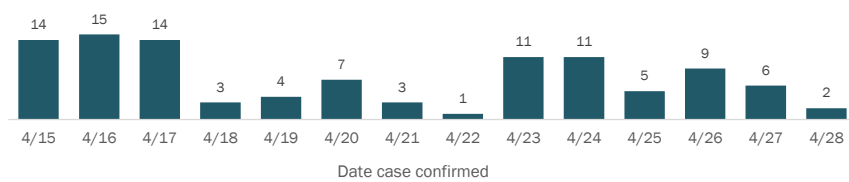
Unknown 0

Age for Florida residents

Range 1 - 94

Median age 53

Cases confirmed in Florida residents per day



Race, ethnicity	Cases	Hospitalizations	Deaths
White	187	32	6
Hispanic	29	1	0
Non-Hispanic	157	31	6
Unknown ethnicity	1	0	0
Black	45	9	2
Hispanic	5	1	0
Non-Hispanic	39	7	2
Unknown ethnicity	1	1	0
Other	13	5	0
Hispanic	5	3	0
Non-Hispanic	7	2	0
Unknown ethnicity	1	0	0
Unknown race	16	1	0
Hispanic	1	1	0
Non-Hispanic	1	0	0
Unknown ethnicity	14	0	0
Total	261	47	8

Outcomes for Florida residents

Brevard

Hospitalizations 47 (18% of all cases)

Deaths 8 (3% of all cases)

Statewide

Hospitalizations 5,419 (17% of all cases)

Deaths 1,218 (4% of all cases)

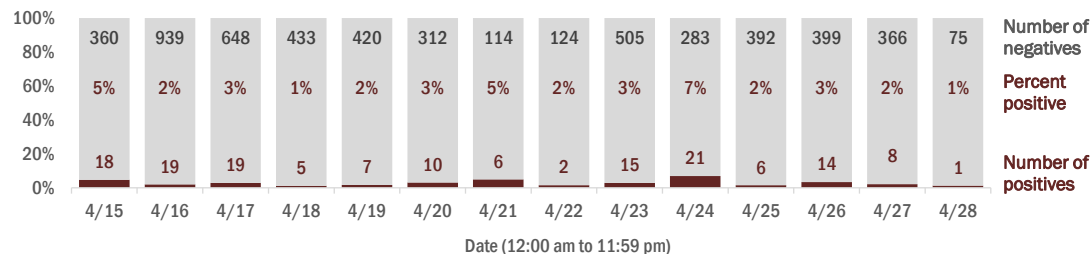
Hospitalization counts include anyone who was hospitalized at some point during their illness. It does not reflect the number of people currently hospitalized.

Other race includes any person with a race of American Indian/Alaskan native, Asian, native Hawaiian/Pacific Islander, or other.

Laboratory testing for Florida residents and non-Florida residents over the past 2 weeks

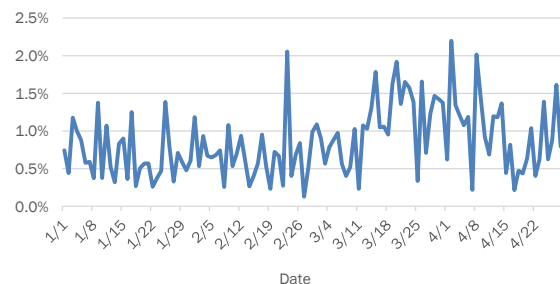
Number and percent of positive labs

These counts include the number of people for whom the department received laboratory results by day. People tested on multiple days will be included for each day a new result was received. A person is only counted once for each day they are tested, regardless of whether multiple specimens are tested or multiple results are received. If a person has a positive specimen and a negative specimen in the same day, only the positive result is counted.

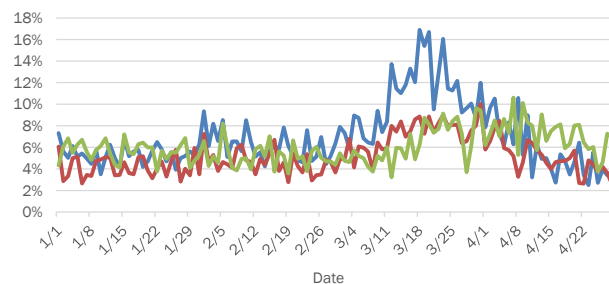


Emergency department (ED) chief complaint and admission data for Brevard County

Daily percent of ED visits that result in **cough-associated admissions**



Daily percent of ED visits that mention **cough**, **fever**, or **shortness of breath**



The Electronic Surveillance System for the Early Notification of Community-Based Epidemics (ESSENCE-FL) includes chief complaint data from 214 of 215 Florida EDs. Data are transmitted electronically to ESSENCE-FL daily or hourly.

Coronavirus: summary for Broward County

Data verified as of Apr 29, 2020 at 10 AM

Data in this report are provisional and subject to change.

Confirmed cases

Total cases 4,898

Florida residents 4,769

Non-Florida residents 129

Gender for Florida residents

Men 2,411

Women 2,357

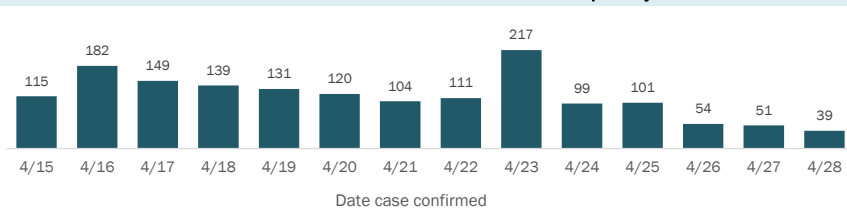
Unknown 1

Age for Florida residents

Range 0 - 102

Median age 50

Cases confirmed in Florida residents per day



Race, ethnicity	Cases	Hospitalizations	Deaths
White	2,329	49%	392
Hispanic	1,139	24%	131
Non-Hispanic	1,163	24%	253
Unknown ethnicity	27	1%	8
Black	1,598	34%	434
Hispanic	112	2%	35
Non-Hispanic	1,464	31%	393
Unknown ethnicity	22	0%	6
Other	456	10%	83
Hispanic	214	4%	35
Non-Hispanic	219	5%	45
Unknown ethnicity	23	0%	3
Unknown race	386	8%	25
Hispanic	62	1%	8
Non-Hispanic	22	0%	3
Unknown ethnicity	302	6%	14
Total	4,769	934	182

Outcomes for Florida residents

Broward

Hospitalizations 934 (20% of all cases)
Deaths 182 (4% of all cases)

Statewide

Hospitalizations 5,419 (17% of all cases)
Deaths 1,218 (4% of all cases)

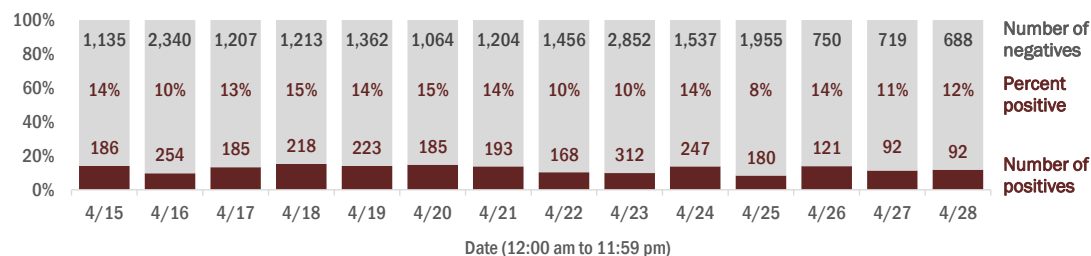
Hospitalization counts include anyone who was hospitalized at some point during their illness. It does not reflect the number of people currently hospitalized.

Other race includes any person with a race of American Indian/Alaskan native, Asian, native Hawaiian/Pacific Islander, or other.

Laboratory testing for Florida residents and non-Florida residents over the past 2 weeks

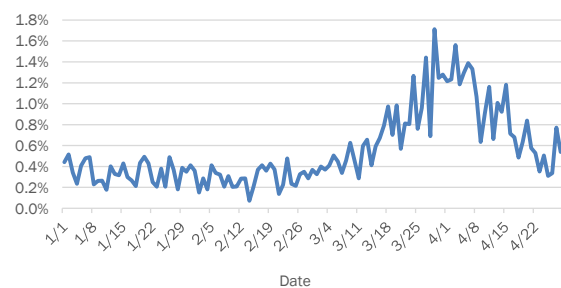
Number and percent of positive labs

These counts include the number of people for whom the department received laboratory results by day. People tested on multiple days will be included for each day a new result was received. A person is only counted once for each day they are tested, regardless of whether multiple specimens are tested or multiple results are received. If a person has a positive specimen and a negative specimen in the same day, only the positive result is counted.

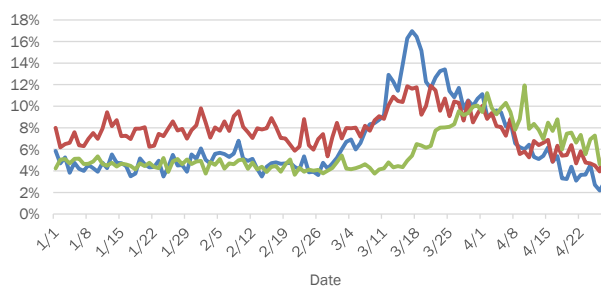


Emergency department (ED) chief complaint and admission data for Broward County

Daily percent of ED visits that result in cough-associated admissions



Daily percent of ED visits that mention cough, fever, or shortness of breath



The Electronic Surveillance System for the Early Notification of Community-Based Epidemics (ESSENCE-FL) includes chief complaint data from 214 of 215 Florida EDs. Data are transmitted electronically to ESSENCE-FL daily or hourly.

Coronavirus: summary for Calhoun County

Data verified as of Apr 29, 2020 at 10 AM

Data in this report are provisional and subject to change.

Confirmed cases

Total cases 8

Florida residents 8

Non-Florida residents 0

Gender for Florida residents

Men 2

Women 6

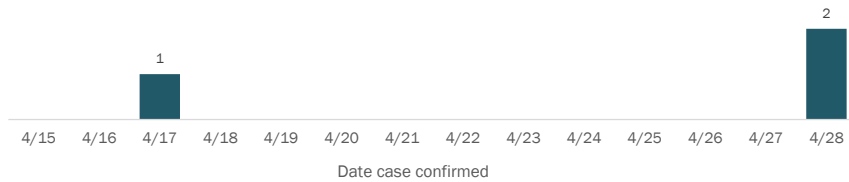
Unknown 0

Age for Florida residents

Range 20 - 88

Median age 53

Cases confirmed in Florida residents per day



Race, ethnicity	Cases	Hospitalizations	Deaths
White	4	0	0
Hispanic	0	0	0
Non-Hispanic	4	0	0
Unknown ethnicity	0	0	0
Black	4	2	0
Hispanic	0	0	0
Non-Hispanic	4	2	0
Unknown ethnicity	0	0	0
Other	0	0	0
Hispanic	0	0	0
Non-Hispanic	0	0	0
Unknown ethnicity	0	0	0
Unknown race	0	0	0
Hispanic	0	0	0
Non-Hispanic	0	0	0
Unknown ethnicity	0	0	0
Total	8	2	0

Outcomes for Florida residents

Calhoun

Hospitalizations 2 (25% of all cases)

Deaths 0 (0% of all cases)

Statewide

Hospitalizations 5,419 (17% of all cases)

Deaths 1,218 (4% of all cases)

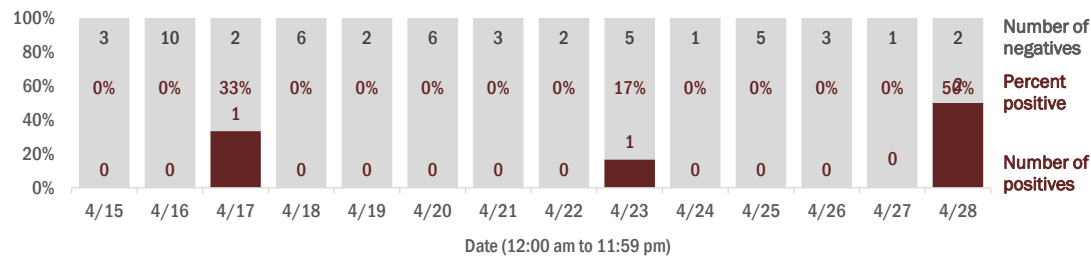
Hospitalization counts include anyone who was hospitalized at some point during their illness. It does not reflect the number of people currently hospitalized.

Other race includes any person with a race of American Indian/Alaskan native, Asian, native Hawaiian/Pacific Islander, or other.

Laboratory testing for Florida residents and non-Florida residents over the past 2 weeks

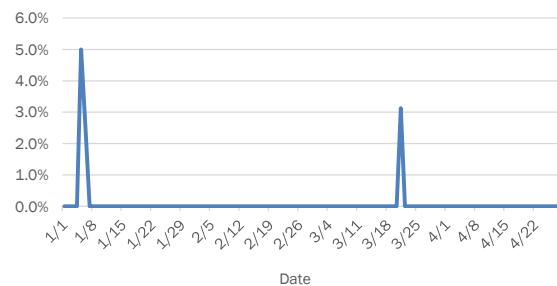
Number and percent of positive labs

These counts include the number of people for whom the department received laboratory results by day. People tested on multiple days will be included for each day a new result was received. A person is only counted once for each day they are tested, regardless of whether multiple specimens are tested or multiple results are received. If a person has a positive specimen and a negative specimen in the same day, only the positive result is counted.

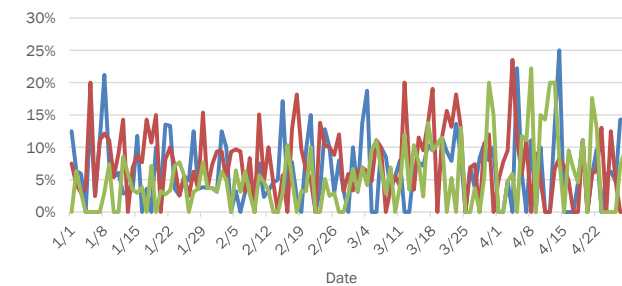


Emergency department (ED) chief complaint and admission data for Calhoun County

Daily percent of ED visits that result in cough-associated admissions



Daily percent of ED visits that mention cough, fever, or shortness of breath



The Electronic Surveillance System for the Early Notification of Community-Based Epidemics (ESSENCE-FL) includes chief complaint data from 214 of 215 Florida EDs. Data are transmitted electronically to ESSENCE-FL daily or hourly.

Coronavirus: summary for Charlotte County

Data verified as of Apr 29, 2020 at 10 AM

Data in this report are provisional and subject to change.

Confirmed cases

Total cases 223

Florida residents 222

Non-Florida residents 1

Gender for Florida residents

Men 88

Women 134

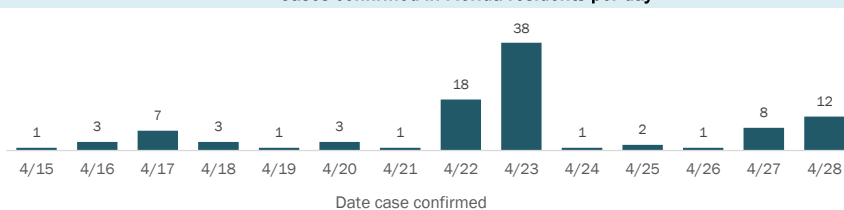
Unknown 0

Age for Florida residents

Range 3 - 100

Median age 68

Cases confirmed in Florida residents per day



Race, ethnicity	Cases	Hospitalizations	Deaths
White	143	29	17
Hispanic	5	2	1
Non-Hispanic	124	27	14
Unknown ethnicity	14	0	2
Black	22	4	0
Hispanic	1	0	0
Non-Hispanic	20	4	0
Unknown ethnicity	1	0	0
Other	4	1	0
Hispanic	1	0	0
Non-Hispanic	2	1	0
Unknown ethnicity	1	0	0
Unknown race	53	4	1
Hispanic	0	0	0
Non-Hispanic	1	0	0
Unknown ethnicity	52	4	1
Total	222	38	18

Outcomes for Florida residents

Charlotte

Hospitalizations 38 (17% of all cases)
Deaths 18 (8% of all cases)

Statewide

Hospitalizations 5,419 (17% of all cases)
Deaths 1,218 (4% of all cases)

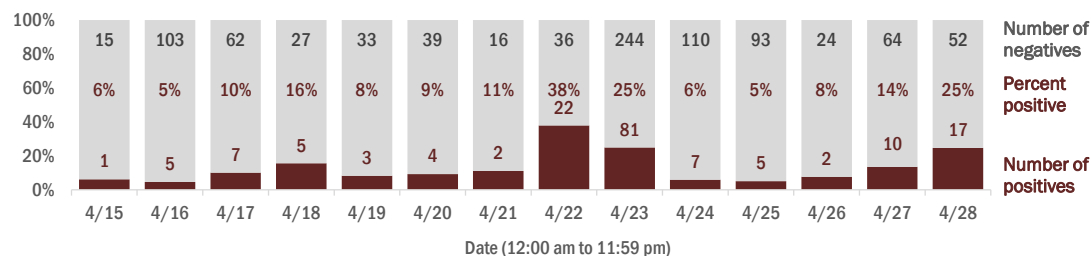
Hospitalization counts include anyone who was hospitalized at some point during their illness. It does not reflect the number of people currently hospitalized.

Other race includes any person with a race of American Indian/Alaskan native, Asian, native Hawaiian/Pacific Islander, or other.

Laboratory testing for Florida residents and non-Florida residents over the past 2 weeks

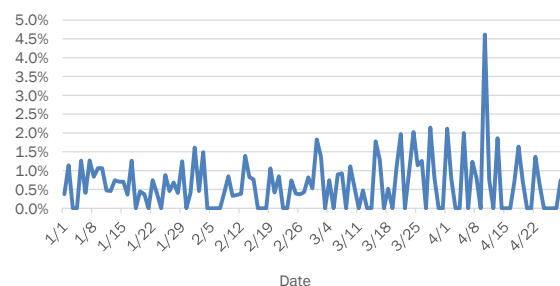
Number and percent of positive labs

These counts include the number of people for whom the department received laboratory results by day. People tested on multiple days will be included for each day a new result was received. A person is only counted once for each day they are tested, regardless of whether multiple specimens are tested or multiple results are received. If a person has a positive specimen and a negative specimen in the same day, only the positive result is counted.

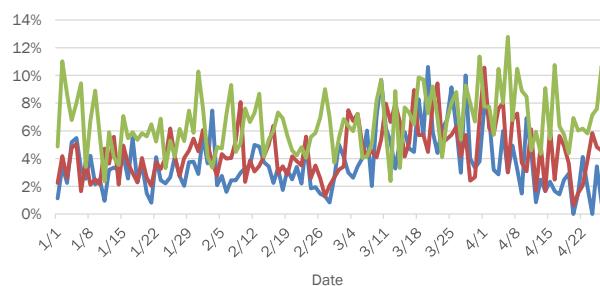


Emergency department (ED) chief complaint and admission data for Charlotte County

Daily percent of ED visits that result in cough-associated admissions



Daily percent of ED visits that mention cough, fever, or shortness of breath



The Electronic Surveillance System for the Early Notification of Community-Based Epidemics (ESSENCE-FL) includes chief complaint data from 214 of 215 Florida EDs. Data are transmitted electronically to ESSENCE-FL daily or hourly.

Coronavirus: summary for Citrus County

Data verified as of Apr 29, 2020 at 10 AM

Data in this report are provisional and subject to change.

Confirmed cases

Total cases 97

Florida residents 97

Non-Florida residents 0

Gender for Florida residents

Men 49

Women 48

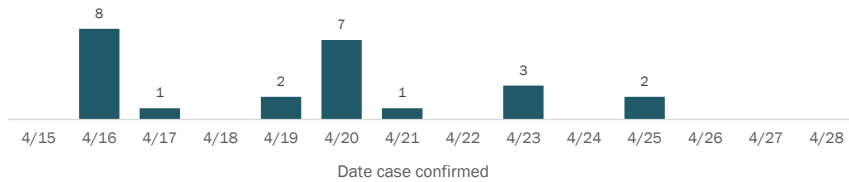
Unknown 0

Age for Florida residents

Range 0 - 93

Median age 58

Cases confirmed in Florida residents per day



Race, ethnicity

	Cases	Hospitalizations	Deaths
White	64	22	11
Hispanic	4	1	0
Non-Hispanic	59	21	11
Unknown ethnicity	1	0	0
Black	1	0	0
Hispanic	0	0	0
Non-Hispanic	1	0	0
Unknown ethnicity	0	0	0
Other	9	1	0
Hispanic	3	0	0
Non-Hispanic	5	1	0
Unknown ethnicity	1	0	0
Unknown race	23	2	8
Hispanic	3	0	0
Non-Hispanic	0	0	0
Unknown ethnicity	20	2	8
Total	97	25	11

Outcomes for Florida residents

Citrus

Hospitalizations 25 (26% of all cases)

Deaths 11 (11% of all cases)

Statewide

Hospitalizations 5,419 (17% of all cases)

Deaths 1,218 (4% of all cases)

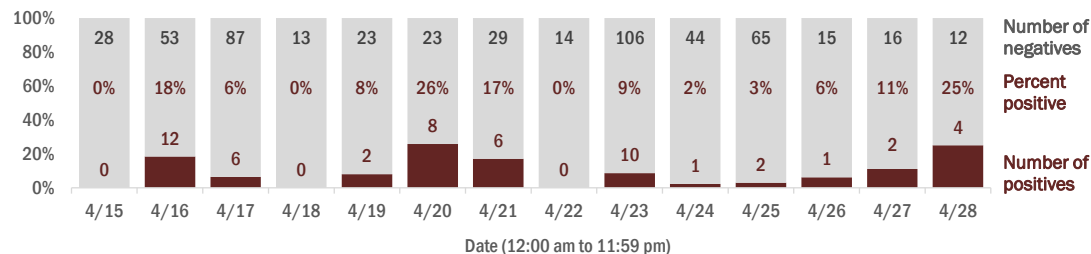
Hospitalization counts include anyone who was hospitalized at some point during their illness. It does not reflect the number of people currently hospitalized.

Other race includes any person with a race of American Indian/Alaskan native, Asian, native Hawaiian/Pacific Islander, or other.

Laboratory testing for Florida residents and non-Florida residents over the past 2 weeks

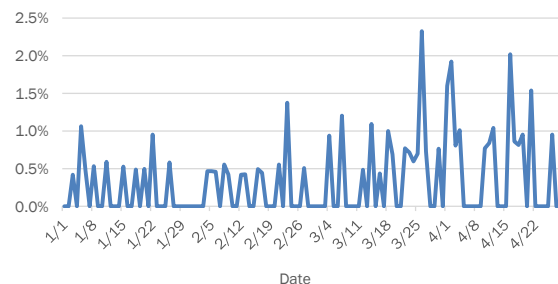
Number and percent of positive labs

These counts include the number of people for whom the department received laboratory results by day. People tested on multiple days will be included for each day a new result was received. A person is only counted once for each day they are tested, regardless of whether multiple specimens are tested or multiple results are received. If a person has a positive specimen and a negative specimen in the same day, only the positive result is counted.

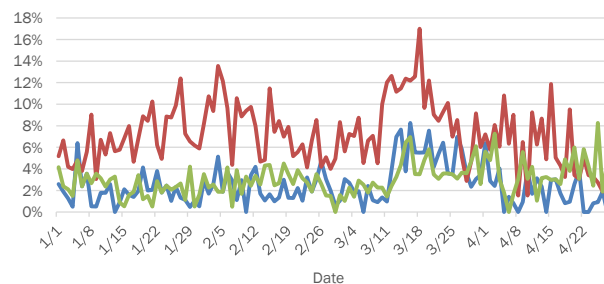


Emergency department (ED) chief complaint and admission data for Citrus County

Daily percent of ED visits that result in cough-associated admissions



Daily percent of ED visits that mention cough, fever, or shortness of breath



The Electronic Surveillance System for the Early Notification of Community-Based Epidemics (ESSENCE-FL) includes chief complaint data from 214 of 215 Florida EDs. Data are transmitted electronically to ESSENCE-FL daily or hourly.

Coronavirus: summary for Clay County

Data verified as of Apr 29, 2020 at 10 AM

Data in this report are provisional and subject to change.

Confirmed cases

Total cases	272
Florida residents	270
Non-Florida residents	2

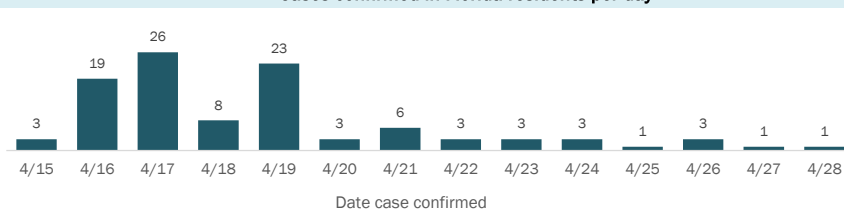
Gender for Florida residents

Men	108
Women	162
Unknown	0

Age for Florida residents

Range	6 - 95
Median age	59

Cases confirmed in Florida residents per day



Race, ethnicity	Cases		Hospitalizations		Deaths	
White	152 <div><div></div></div>	56%	39 <div><div></div></div>	62%	10 <div><div></div></div>	67%
Hispanic	15 <div><div></div></div>	6%	6 <div><div></div></div>	10%	2 <div><div></div></div>	13%
Non-Hispanic	133 <div><div></div></div>	49%	32 <div><div></div></div>	51%	7 <div><div></div></div>	47%
Unknown ethnicity	4 <div><div></div></div>	1%	1 <div><div></div></div>	2%	1 <div><div></div></div>	7%
Black	51 <div><div></div></div>	19%	18 <div><div></div></div>	29%	4 <div><div></div></div>	27%
Hispanic	3 <div><div></div></div>	1%	1 <div><div></div></div>	2%	0 <div><div></div></div>	0%
Non-Hispanic	47 <div><div></div></div>	17%	17 <div><div></div></div>	27%	4 <div><div></div></div>	27%
Unknown ethnicity	1 <div><div></div></div>	0%	0 <div><div></div></div>	0%	0 <div><div></div></div>	0%
Other	16 <div><div></div></div>	6%	2 <div><div></div></div>	3%	1 <div><div></div></div>	7%
Hispanic	2 <div><div></div></div>	1%	0 <div><div></div></div>	0%	0 <div><div></div></div>	0%
Non-Hispanic	14 <div><div></div></div>	5%	2 <div><div></div></div>	3%	1 <div><div></div></div>	7%
Unknown ethnicity	0 <div><div></div></div>	0%	0 <div><div></div></div>	0%	0 <div><div></div></div>	0%
Unknown race	51 <div><div></div></div>	19%	4 <div><div></div></div>	6%	0 <div><div></div></div>	0%
Hispanic	1 <div><div></div></div>	0%	0 <div><div></div></div>	0%	0 <div><div></div></div>	0%
Non-Hispanic	2 <div><div></div></div>	1%	0 <div><div></div></div>	0%	0 <div><div></div></div>	0%
Unknown ethnicity	48 <div><div></div></div>	18%	4 <div><div></div></div>	6%	0 <div><div></div></div>	0%
Total	270		63		15	

Outcomes for Florida residents

Clay		
Hospitalizations	63	(23% of all cases)
Deaths	15	(6% of all cases)
Statewide		
Hospitalizations	5,419	(17% of all cases)
Deaths	1,218	(4% of all cases)

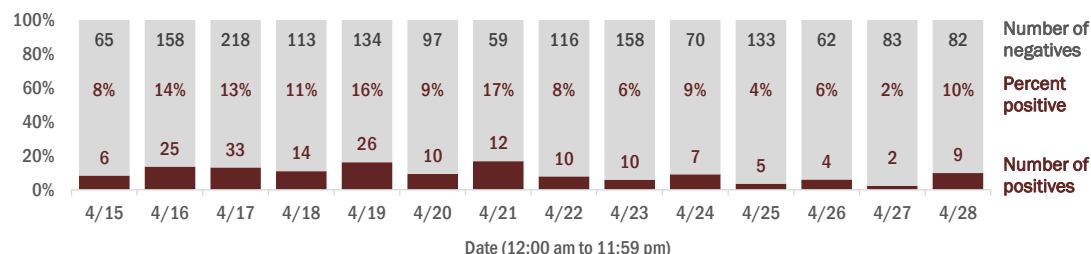
Hospitalization counts include anyone who was hospitalized at some point during their illness. It does not reflect the number of people currently hospitalized.

Other race includes any person with a race of American Indian/Alaskan native, Asian, native Hawaiian/Pacific Islander, or other.

Laboratory testing for Florida residents and non-Florida residents over the past 2 weeks

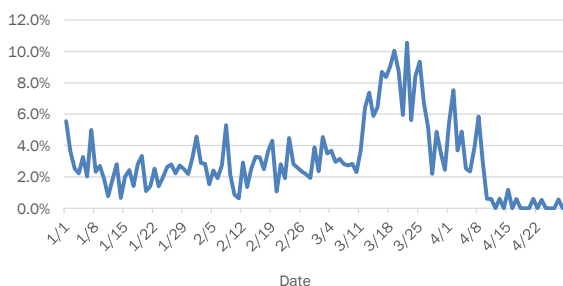
Number and percent of positive labs

These counts include the number of people for whom the department received laboratory results by day. People tested on multiple days will be included for each day a new result was received. A person is only counted once for each day they are tested, regardless of whether multiple specimens are tested or multiple results are received. If a person has a positive specimen and a negative specimen in the same day, only the positive result is counted.

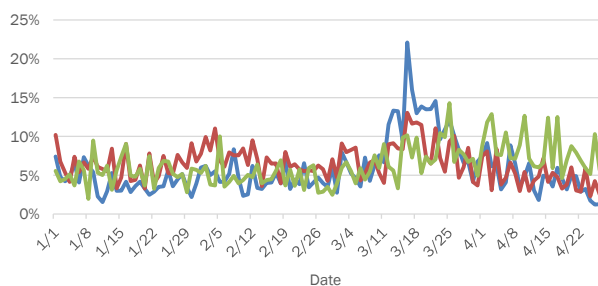


Emergency department (ED) chief complaint and admission data for Clay County

Daily percent of ED visits that result in cough-associated admissions



Daily percent of ED visits that mention cough, fever, or shortness of breath



The Electronic Surveillance System for the Early Notification of Community-Based Epidemics (ESSENCE-FL) includes chief complaint data from 214 of 215 Florida EDs. Data are transmitted electronically to ESSENCE-FL daily or hourly.

Coronavirus: summary for Collier County

Data verified as of Apr 29, 2020 at 10 AM

Data in this report are provisional and subject to change.

Confirmed cases

Total cases 581

Florida residents 513

Non-Florida residents 68

Gender for Florida residents

Men 254

Women 259

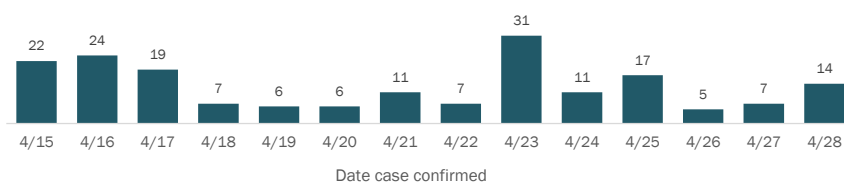
Unknown 0

Age for Florida residents

Range 0 - 101

Median age 55

Cases confirmed in Florida residents per day



Race, ethnicity	Cases	Hospitalizations	Deaths
White	385	75%	65
Hispanic	135	26%	12
Non-Hispanic	241	47%	53
Unknown ethnicity	9	2%	0
Black	31	6%	8
Hispanic	0	0%	0
Non-Hispanic	30	6%	8
Unknown ethnicity	1	0%	0
Other	36	7%	6
Hispanic	28	5%	5
Non-Hispanic	8	2%	1
Unknown ethnicity	0	0%	0
Unknown race	61	12%	9
Hispanic	4	1%	1
Non-Hispanic	2	0%	0
Unknown ethnicity	55	11%	8
Total	513	88	17

Outcomes for Florida residents

Collier
 Hospitalizations 88 (17% of all cases)
 Deaths 17 (3% of all cases)

Statewide
 Hospitalizations 5,419 (17% of all cases)
 Deaths 1,218 (4% of all cases)

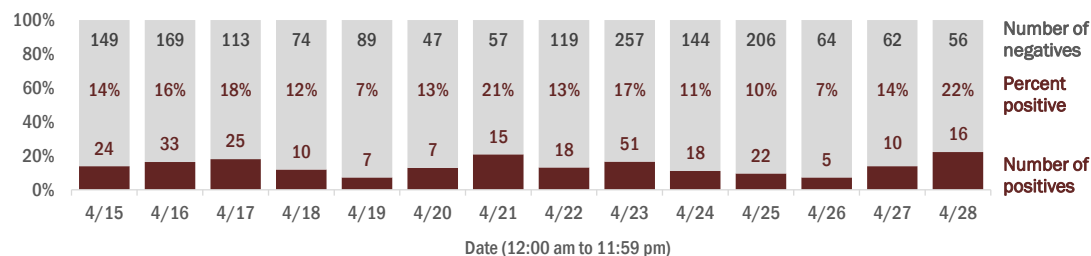
Hospitalization counts include anyone who was hospitalized at some point during their illness. It does not reflect the number of people currently hospitalized.

Other race includes any person with a race of American Indian/Alaskan native, Asian, native Hawaiian/Pacific Islander, or other.

Laboratory testing for Florida residents and non-Florida residents over the past 2 weeks

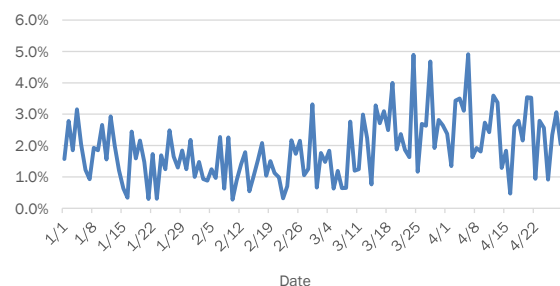
Number and percent of positive labs

These counts include the number of people for whom the department received laboratory results by day. People tested on multiple days will be included for each day a new result was received. A person is only counted once for each day they are tested, regardless of whether multiple specimens are tested or multiple results are received. If a person has a positive specimen and a negative specimen in the same day, only the positive result is counted.

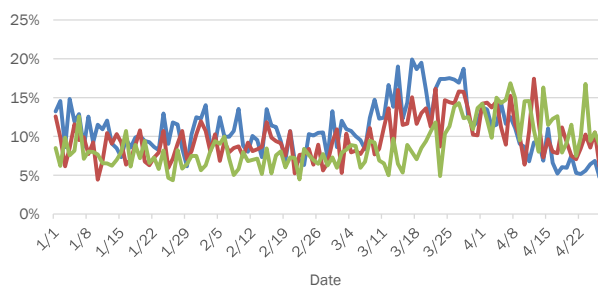


Emergency department (ED) chief complaint and admission data for Collier County

Daily percent of ED visits that result in cough-associated admissions



Daily percent of ED visits that mention cough, fever, or shortness of breath



The Electronic Surveillance System for the Early Notification of Community-Based Epidemics (ESSENCE-FL) includes chief complaint data from 214 of 215 Florida EDs. Data are transmitted electronically to ESSENCE-FL daily or hourly.

Coronavirus: summary for Columbia County

Data verified as of Apr 29, 2020 at 10 AM

Data in this report are provisional and subject to change.

Confirmed cases

Total cases 57

Florida residents 56

Non-Florida residents 1

Gender for Florida residents

Men 23

Women 33

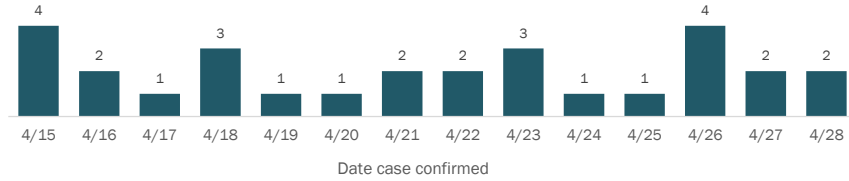
Unknown 0

Age for Florida residents

Range 0 - 80

Median age 47

Cases confirmed in Florida residents per day



Race, ethnicity

	Cases	Hospitalizations	Deaths
White	40	5	1
Hispanic	3	0	0
Non-Hispanic	36	5	1
Unknown ethnicity	1	0	0
Black	13	1	0
Hispanic	0	0	0
Non-Hispanic	13	1	0
Unknown ethnicity	0	0	0
Other	2	1	1
Hispanic	2	1	1
Non-Hispanic	0	0	0
Unknown ethnicity	0	0	0
Unknown race	1	0	0
Hispanic	0	0	0
Non-Hispanic	0	0	0
Unknown ethnicity	1	0	0
Total	56	7	2

Outcomes for Florida residents

Columbia

Hospitalizations	7	(13% of all cases)
Deaths	2	(4% of all cases)

Statewide

Hospitalizations	5,419	(17% of all cases)
Deaths	1,218	(4% of all cases)

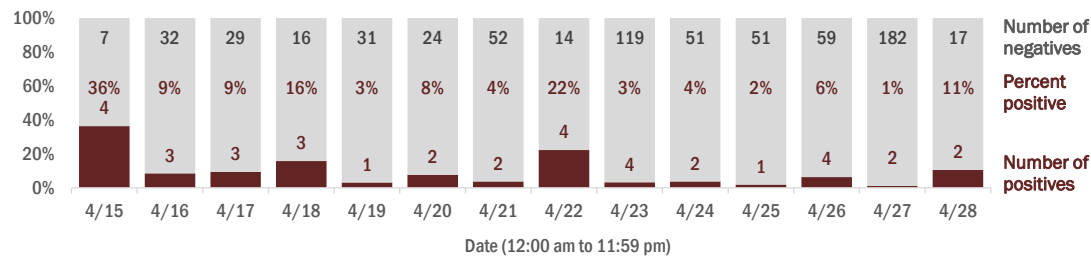
Hospitalization counts include anyone who was hospitalized at some point during their illness. It does not reflect the number of people currently hospitalized.

Other race includes any person with a race of American Indian/Alaskan native, Asian, native Hawaiian/Pacific Islander, or other.

Laboratory testing for Florida residents and non-Florida residents over the past 2 weeks

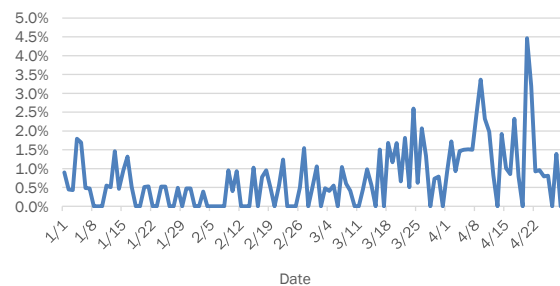
Number and percent of positive labs

These counts include the number of people for whom the department received laboratory results by day. People tested on multiple days will be included for each day a new result was received. A person is only counted once for each day they are tested, regardless of whether multiple specimens are tested or multiple results are received. If a person has a positive specimen and a negative specimen in the same day, only the positive result is counted.

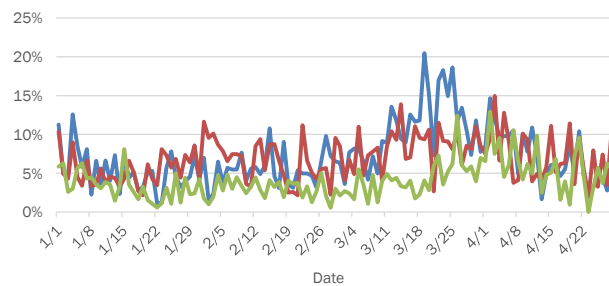


Emergency department (ED) chief complaint and admission data for Columbia County

Daily percent of ED visits that result in cough-associated admissions



Daily percent of ED visits that mention cough, fever, or shortness of breath



The Electronic Surveillance System for the Early Notification of Community-Based Epidemics (ESSENCE-FL) includes chief complaint data from 214 of 215 Florida EDs. Data are transmitted electronically to ESSENCE-FL daily or hourly.

Coronavirus: summary for Dade County

Data verified as of Apr 29, 2020 at 10 AM

Data in this report are provisional and subject to change.

Confirmed cases

Total cases 11,927

Florida residents 11,798

Non-Florida residents 129

Gender for Florida residents

Men 6,166

Women 5,615

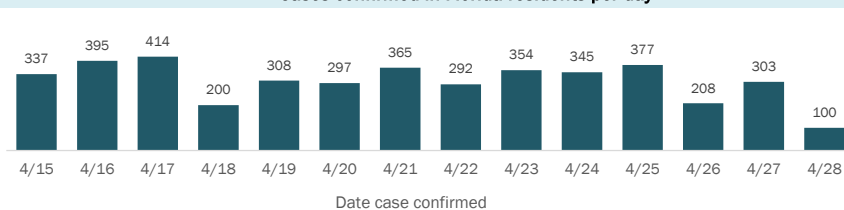
Unknown 17

Age for Florida residents

Range 0 - 105

Median age 49

Cases confirmed in Florida residents per day



Race, ethnicity	Cases	Hospitalizations	Deaths
White	5,291	928	205
Hispanic	4,298	773	158
Non-Hispanic	685	124	33
Unknown ethnicity	308	31	14
Black	1,592	362	98
Hispanic	185	39	6
Non-Hispanic	1,281	298	86
Unknown ethnicity	126	25	6
Other	477	66	13
Hispanic	210	29	3
Non-Hispanic	137	27	6
Unknown ethnicity	130	10	4
Unknown race	4,438	89	22
Hispanic	290	24	3
Non-Hispanic	74	10	1
Unknown ethnicity	4,074	55	18
Total	11,798	1,445	338

Outcomes for Florida residents

Dade
Hospitalizations 1,445 (12% of all cases)
Deaths 338 (3% of all cases)

Statewide
Hospitalizations 5,419 (17% of all cases)
Deaths 1,218 (4% of all cases)

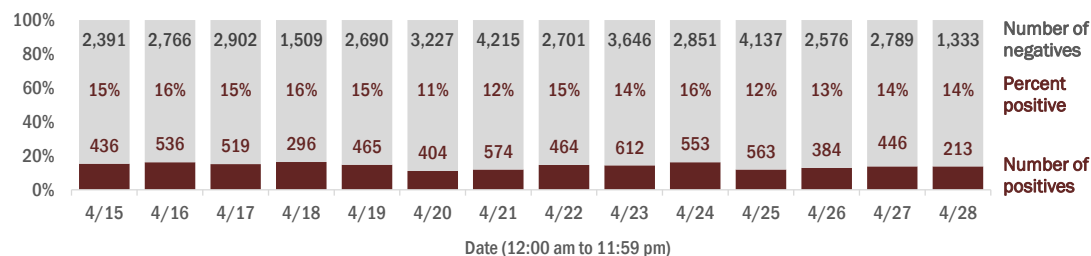
Hospitalization counts include anyone who was hospitalized at some point during their illness. It does not reflect the number of people currently hospitalized.

Other race includes any person with a race of American Indian/Alaskan native, Asian, native Hawaiian/Pacific Islander, or other.

Laboratory testing for Florida residents and non-Florida residents over the past 2 weeks

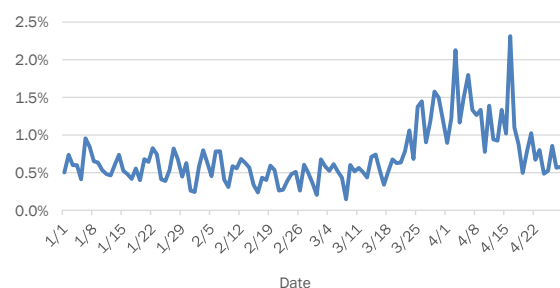
Number and percent of positive labs

These counts include the number of people for whom the department received laboratory results by day. People tested on multiple days will be included for each day a new result was received. A person is only counted once for each day they are tested, regardless of whether multiple specimens are tested or multiple results are received. If a person has a positive specimen and a negative specimen in the same day, only the positive result is counted.

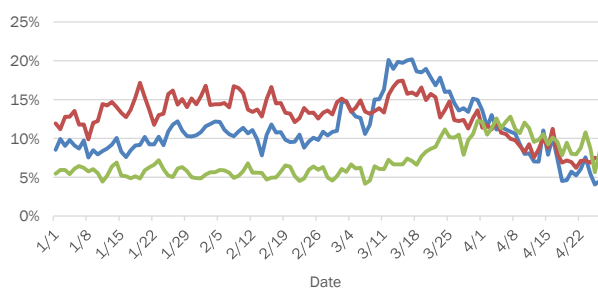


Emergency department (ED) chief complaint and admission data for Dade County

Daily percent of ED visits that result in **cough-associated admissions**



Daily percent of ED visits that mention **cough**, **fever**, or **shortness of breath**



The Electronic Surveillance System for the Early Notification of Community-Based Epidemics (ESSENCE-FL) includes chief complaint data from 214 of 215 Florida EDs. Data are transmitted electronically to ESSENCE-FL daily or hourly.

Coronavirus: summary for Desoto County

Data verified as of Apr 29, 2020 at 10 AM

Data in this report are provisional and subject to change.

Confirmed cases

Total cases 28

Florida residents 28

Non-Florida residents 0

Gender for Florida residents

Men 17

Women 10

Unknown 1

Age for Florida residents

Range 27 - 92

Median age 62

Cases confirmed in Florida residents per day



Race, ethnicity

	Cases		Hospitalizations		Deaths	
White	22	79%	6	67%	1	25%
Hispanic	5	18%	1	11%	0	0%
Non-Hispanic	14	50%	4	44%	0	0%
Unknown ethnicity	3	11%	1	11%	1	25%
Black	1	4%	0	0%	0	0%
Hispanic	0	0%	0	0%	0	0%
Non-Hispanic	1	4%	0	0%	0	0%
Unknown ethnicity	0	0%	0	0%	0	0%
Other	0	0%	0	0%	0	0%
Hispanic	0	0%	0	0%	0	0%
Non-Hispanic	0	0%	0	0%	0	0%
Unknown ethnicity	0	0%	0	0%	0	0%
Unknown race	5	18%	3	33%	3	75%
Hispanic	0	0%	0	0%	0	0%
Non-Hispanic	0	0%	0	0%	0	0%
Unknown ethnicity	5	18%	3	33%	3	75%
Total	28		9		4	

Outcomes for Florida residents

Desoto

Hospitalizations 9 (32% of all cases)

Deaths 4 (14% of all cases)

Statewide

Hospitalizations 5,419 (17% of all cases)

Deaths 1,218 (4% of all cases)

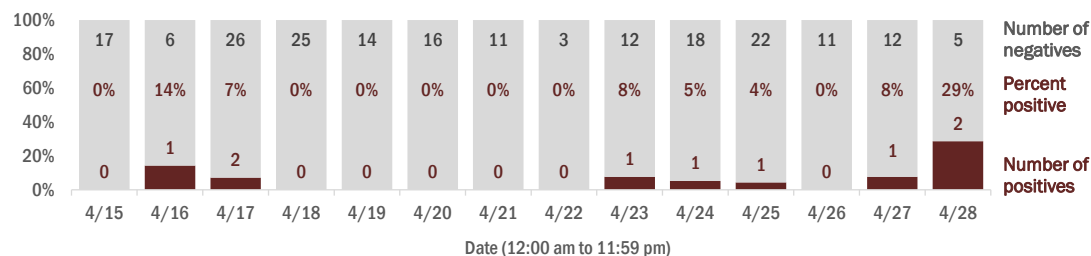
Hospitalization counts include anyone who was hospitalized at some point during their illness. It does not reflect the number of people currently hospitalized.

Other race includes any person with a race of American Indian/Alaskan native, Asian, native Hawaiian/Pacific Islander, or other.

Laboratory testing for Florida residents and non-Florida residents over the past 2 weeks

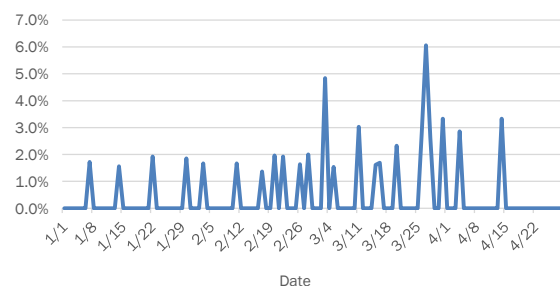
Number and percent of positive labs

These counts include the number of people for whom the department received laboratory results by day. People tested on multiple days will be included for each day a new result was received. A person is only counted once for each day they are tested, regardless of whether multiple specimens are tested or multiple results are received. If a person has a positive specimen and a negative specimen in the same day, only the positive result is counted.

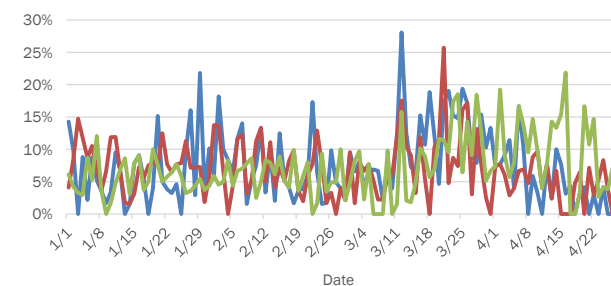


Emergency department (ED) chief complaint and admission data for Desoto County

Daily percent of ED visits that result in cough-associated admissions



Daily percent of ED visits that mention cough, fever, or shortness of breath



The Electronic Surveillance System for the Early Notification of Community-Based Epidemics (ESSENCE-FL) includes chief complaint data from 214 of 215 Florida EDs. Data are transmitted electronically to ESSENCE-FL daily or hourly.

Coronavirus: summary for Dixie County

Data verified as of Apr 29, 2020 at 10 AM

Data in this report are provisional and subject to change.

Confirmed cases

Total cases 6

Florida residents 6

Non-Florida residents 0

Gender for Florida residents

Men 1

Women 5

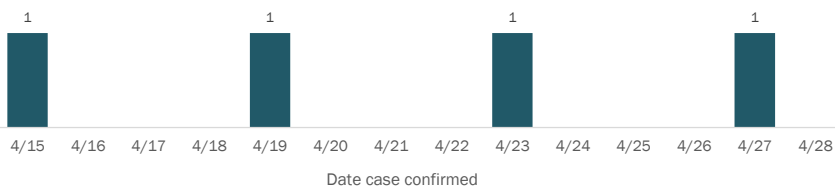
Unknown 0

Age for Florida residents

Range 24 - 86

Median age 47

Cases confirmed in Florida residents per day



Race, ethnicity	Cases	Hospitalizations	Deaths
White	1	1	0
Hispanic	0	0	0
Non-Hispanic	1	1	0
Unknown ethnicity	0	0	0
Black	4	1	0
Hispanic	0	0	0
Non-Hispanic	3	1	0
Unknown ethnicity	1	0	0
Other	0	0	0
Hispanic	0	0	0
Non-Hispanic	0	0	0
Unknown ethnicity	0	0	0
Unknown race	1	0	0
Hispanic	0	0	0
Non-Hispanic	0	0	0
Unknown ethnicity	1	0	0
Total	6	2	0

Outcomes for Florida residents

Dixie

Hospitalizations 2 (33% of all cases)
Deaths 0 (0% of all cases)

Statewide

Hospitalizations 5,419 (17% of all cases)
Deaths 1,218 (4% of all cases)

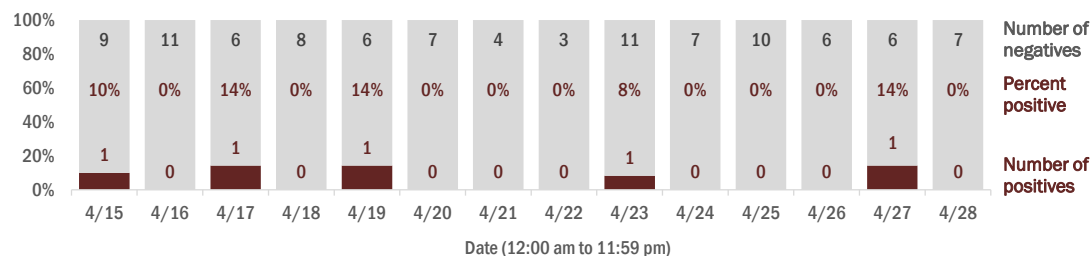
Hospitalization counts include anyone who was hospitalized at some point during their illness. It does not reflect the number of people currently hospitalized.

Other race includes any person with a race of American Indian/Alaskan native, Asian, native Hawaiian/Pacific Islander, or other.

Laboratory testing for Florida residents and non-Florida residents over the past 2 weeks

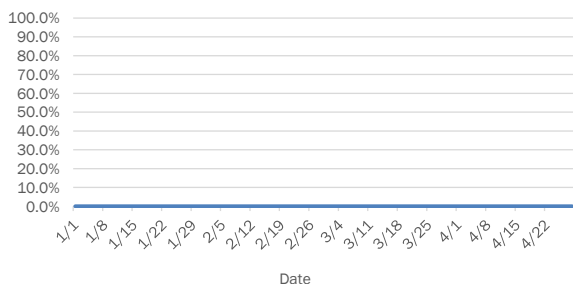
Number and percent of positive labs

These counts include the number of people for whom the department received laboratory results by day. People tested on multiple days will be included for each day a new result was received. A person is only counted once for each day they are tested, regardless of whether multiple specimens are tested or multiple results are received. If a person has a positive specimen and a negative specimen in the same day, only the positive result is counted.

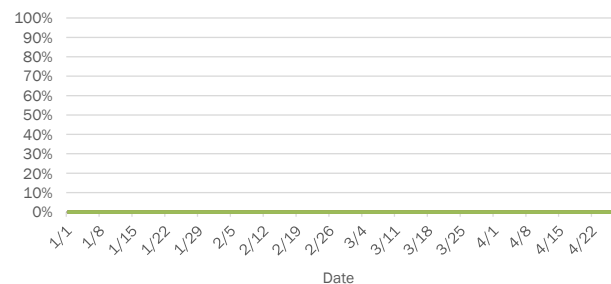


Emergency department (ED) chief complaint and admission data for Dixie County

Daily percent of ED visits that result in **cough-associated admissions**



Daily percent of ED visits that mention **cough, fever, or shortness of breath**



The Electronic Surveillance System for the Early Notification of Community-Based Epidemics (ESSENCE-FL) includes chief complaint data from 214 of 215 Florida EDs. Data are transmitted electronically to ESSENCE-FL daily or hourly.

Coronavirus: summary for Duval County

Data verified as of Apr 29, 2020 at 10 AM

Data in this report are provisional and subject to change.

Confirmed cases

Total cases 1,007

Florida residents 980

Non-Florida residents 27

Gender for Florida residents

Men 453

Women 527

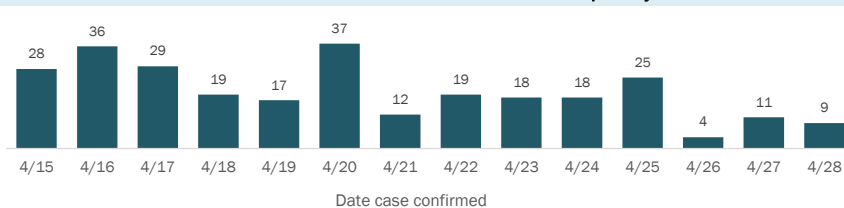
Unknown 0

Age for Florida residents

Range 0 - 97

Median age 49

Cases confirmed in Florida residents per day



Race, ethnicity	Cases	Hospitalizations	Deaths
White	279	28%	59
Hispanic	30	3%	2
Non-Hispanic	233	24%	55
Unknown ethnicity	16	2%	2
Black	238	24%	35
Hispanic	1	0%	0
Non-Hispanic	218	22%	34
Unknown ethnicity	19	2%	1
Other	60	6%	10
Hispanic	23	2%	4
Non-Hispanic	32	3%	5
Unknown ethnicity	5	1%	1
Unknown race	403	41%	2
Hispanic	2	0%	0
Non-Hispanic	2	0%	0
Unknown ethnicity	399	41%	2
Total	980	106	20

Outcomes for Florida residents

Duval

Hospitalizations 106 (11% of all cases)
Deaths 20 (2% of all cases)

Statewide

Hospitalizations 5,419 (17% of all cases)
Deaths 1,218 (4% of all cases)

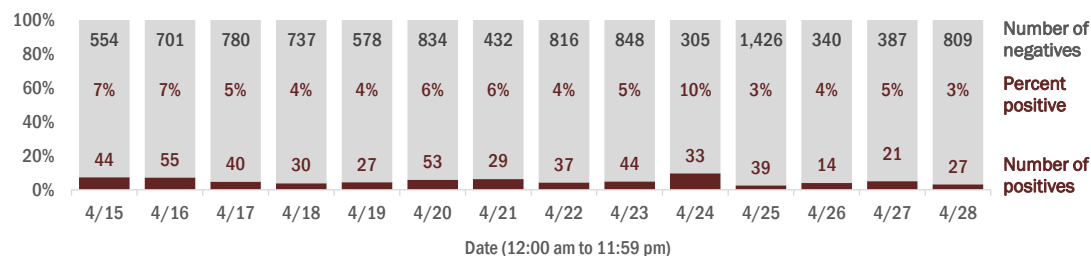
Hospitalization counts include anyone who was hospitalized at some point during their illness. It does not reflect the number of people currently hospitalized.

Other race includes any person with a race of American Indian/Alaskan native, Asian, native Hawaiian/Pacific Islander, or other.

Laboratory testing for Florida residents and non-Florida residents over the past 2 weeks

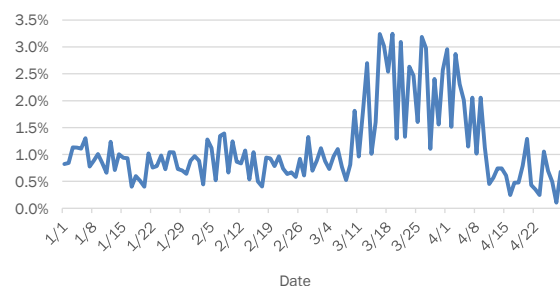
Number and percent of positive labs

These counts include the number of people for whom the department received laboratory results by day. People tested on multiple days will be included for each day a new result was received. A person is only counted once for each day they are tested, regardless of whether multiple specimens are tested or multiple results are received. If a person has a positive specimen and a negative specimen in the same day, only the positive result is counted.

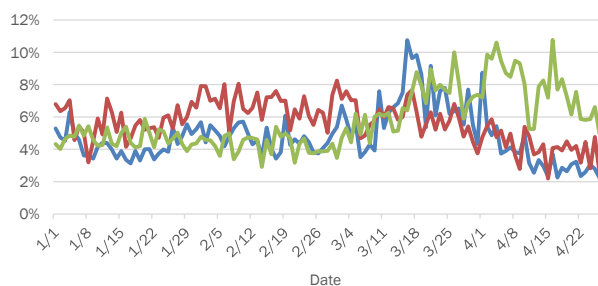


Emergency department (ED) chief complaint and admission data for Duval County

Daily percent of ED visits that result in cough-associated admissions



Daily percent of ED visits that mention cough, fever, or shortness of breath



The Electronic Surveillance System for the Early Notification of Community-Based Epidemics (ESSENCE-FL) includes chief complaint data from 214 of 215 Florida EDs. Data are transmitted electronically to ESSENCE-FL daily or hourly.

Coronavirus: summary for Escambia County

Data verified as of Apr 29, 2020 at 10 AM

Data in this report are provisional and subject to change.

Confirmed cases

Total cases 496

Florida residents 428

Non-Florida residents 68

Gender for Florida residents

Men 193

Women 235

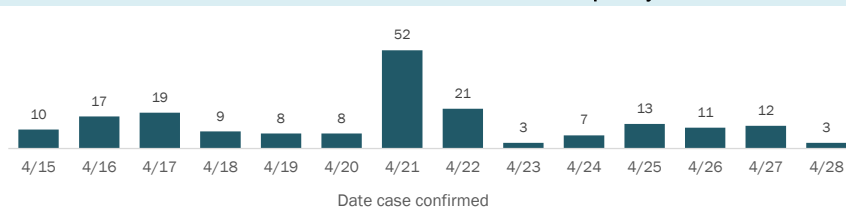
Unknown 0

Age for Florida residents

Range 0 - 100

Median age 55

Cases confirmed in Florida residents per day



Race, ethnicity	Cases	Hospitalizations	Deaths
White	207	48%	18
Hispanic	4	1%	0
Non-Hispanic	182	43%	18
Unknown ethnicity	21	5%	0
Black	141	33%	20
Hispanic	0	0%	0
Non-Hispanic	122	29%	20
Unknown ethnicity	19	4%	0
Other	11	3%	1
Hispanic	2	0%	0
Non-Hispanic	7	2%	1
Unknown ethnicity	2	0%	0
Unknown race	69	16%	2
Hispanic	3	1%	0
Non-Hispanic	1	0%	0
Unknown ethnicity	65	15%	2
Total	428	41	11

Outcomes for Florida residents

Escambia

Hospitalizations 41 (10% of all cases)
Deaths 11 (3% of all cases)

Statewide

Hospitalizations 5,419 (17% of all cases)
Deaths 1,218 (4% of all cases)

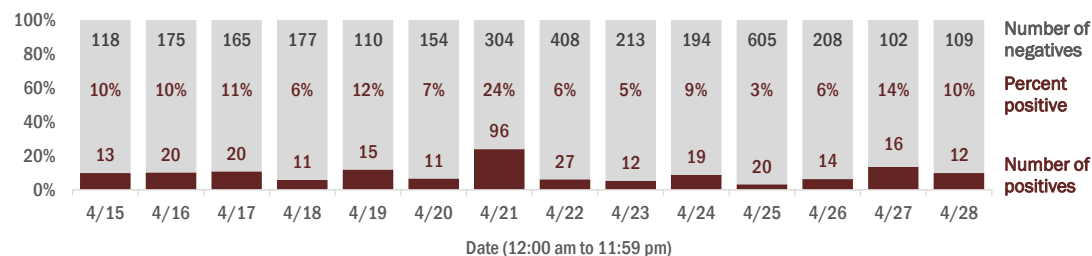
Hospitalization counts include anyone who was hospitalized at some point during their illness. It does not reflect the number of people currently hospitalized.

Other race includes any person with a race of American Indian/Alaskan native, Asian, native Hawaiian/Pacific Islander, or other.

Laboratory testing for Florida residents and non-Florida residents over the past 2 weeks

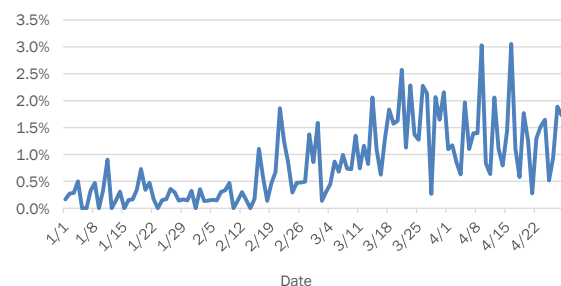
Number and percent of positive labs

These counts include the number of people for whom the department received laboratory results by day. People tested on multiple days will be included for each day a new result was received. A person is only counted once for each day they are tested, regardless of whether multiple specimens are tested or multiple results are received. If a person has a positive specimen and a negative specimen in the same day, only the positive result is counted.

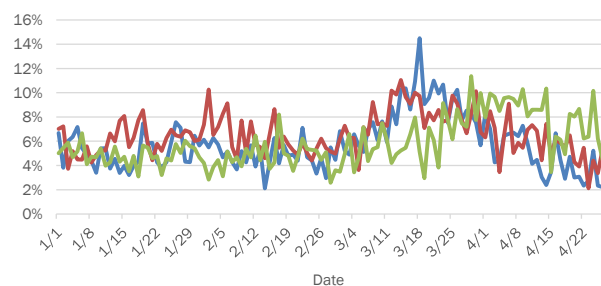


Emergency department (ED) chief complaint and admission data for Escambia County

Daily percent of ED visits that result in cough-associated admissions



Daily percent of ED visits that mention cough, fever, or shortness of breath



The Electronic Surveillance System for the Early Notification of Community-Based Epidemics (ESSENCE-FL) includes chief complaint data from 214 of 215 Florida EDs. Data are transmitted electronically to ESSENCE-FL daily or hourly.

Coronavirus: summary for Flagler County

Data verified as of Apr 29, 2020 at 10 AM

Data in this report are provisional and subject to change.

Confirmed cases

Total cases 133

Florida residents 129

Non-Florida residents 4

Gender for Florida residents

Men 54

Women 75

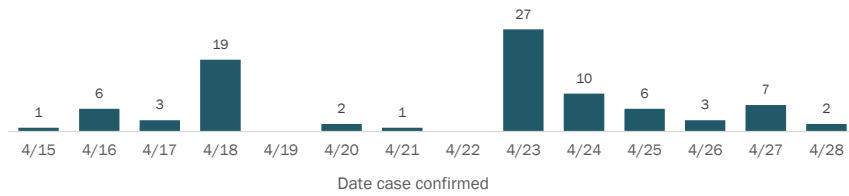
Unknown 0

Age for Florida residents

Range 7 - 84

Median age 56

Cases confirmed in Florida residents per day



Race, ethnicity

	Cases		Hospitalizations		Deaths	
White	92	71%	7	70%	2	100%
Hispanic	16	12%	2	20%	1	50%
Non-Hispanic	76	59%	5	50%	1	50%
Unknown ethnicity	0	0%	0	0%	0	0%
Black	13	10%	2	20%	0	0%
Hispanic	0	0%	0	0%	0	0%
Non-Hispanic	13	10%	2	20%	0	0%
Unknown ethnicity	0	0%	0	0%	0	0%
Other	18	14%	1	10%	0	0%
Hispanic	0	0%	0	0%	0	0%
Non-Hispanic	15	12%	0	0%	0	0%
Unknown ethnicity	3	2%	1	10%	0	0%
Unknown race	6	5%	0	0%	0	0%
Hispanic	0	0%	0	0%	0	0%
Non-Hispanic	1	1%	0	0%	0	0%
Unknown ethnicity	5	4%	0	0%	0	0%
Total	129		10		2	

Outcomes for Florida residents

Flagler

Hospitalizations	10	(8% of all cases)
Deaths	2	(2% of all cases)

Statewide

Hospitalizations	5,419	(17% of all cases)
Deaths	1,218	(4% of all cases)

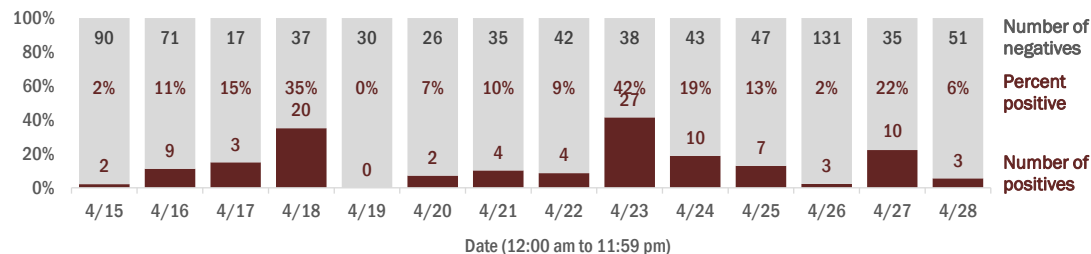
Hospitalization counts include anyone who was hospitalized at some point during their illness. It does not reflect the number of people currently hospitalized.

Other race includes any person with a race of American Indian/Alaskan native, Asian, native Hawaiian/Pacific Islander, or other.

Laboratory testing for Florida residents and non-Florida residents over the past 2 weeks

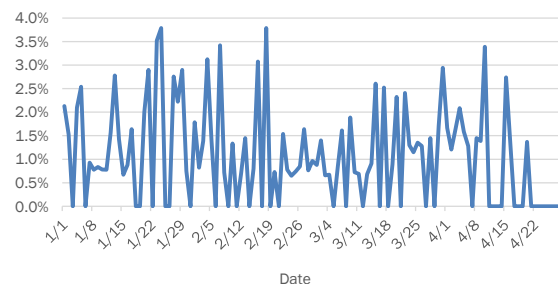
Number and percent of positive labs

These counts include the number of people for whom the department received laboratory results by day. People tested on multiple days will be included for each day a new result was received. A person is only counted once for each day they are tested, regardless of whether multiple specimens are tested or multiple results are received. If a person has a positive specimen and a negative specimen in the same day, only the positive result is counted.

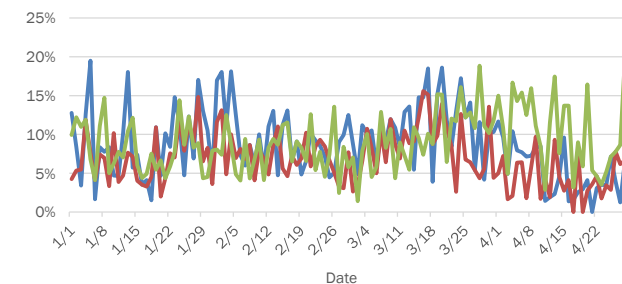


Emergency department (ED) chief complaint and admission data for Flagler County

Daily percent of ED visits that result in cough-associated admissions



Daily percent of ED visits that mention cough, fever, or shortness of breath



The Electronic Surveillance System for the Early Notification of Community-Based Epidemics (ESSENCE-FL) includes chief complaint data from 214 of 215 Florida EDs. Data are transmitted electronically to ESSENCE-FL daily or hourly.

Coronavirus: summary for Franklin County

Data verified as of Apr 29, 2020 at 10 AM

Data in this report are provisional and subject to change.

Confirmed cases

Total cases	2	Cases confirmed in Florida residents per day													
Florida residents	1														
Non-Florida residents	1														
Gender for Florida residents															
Men	0														
Women	1														
Unknown	0														
Age for Florida residents															
Range	60 - 60	4/15	4/16	4/17	4/18	4/19	4/20	4/21	4/22	4/23	4/24	4/25	4/26	4/27	4/28
Median age	60	Date case confirmed													

Race, ethnicity	Cases	Hospitalizations	Deaths
White	1 100%	0	N/A 0
Hispanic	0 0%	0	N/A 0
Non-Hispanic	1 100%	0	N/A 0
Unknown ethnicity	0 0%	0	N/A 0
Black	0 0%	0	N/A 0
Hispanic	0 0%	0	N/A 0
Non-Hispanic	0 0%	0	N/A 0
Unknown ethnicity	0 0%	0	N/A 0
Other	0 0%	0	N/A 0
Hispanic	0 0%	0	N/A 0
Non-Hispanic	0 0%	0	N/A 0
Unknown ethnicity	0 0%	0	N/A 0
Unknown race	0 0%	0	N/A 0
Hispanic	0 0%	0	N/A 0
Non-Hispanic	0 0%	0	N/A 0
Unknown ethnicity	0 0%	0	N/A 0
Total	1	0	0

Outcomes for Florida residents

Franklin		
Hospitalizations	0	(0% of all cases)
Deaths	0	(0% of all cases)
Statewide		
Hospitalizations	5,419	(17% of all cases)
Deaths	1,218	(4% of all cases)


Hospitalization counts include anyone who was hospitalized at some point during their illness. It does not reflect the number of people currently hospitalized.

Other race includes any person with a race of American Indian/Alaskan native, Asian, native Hawaiian/Pacific Islander, or other.

Laboratory testing for Florida residents and non-Florida residents over the past 2 weeks

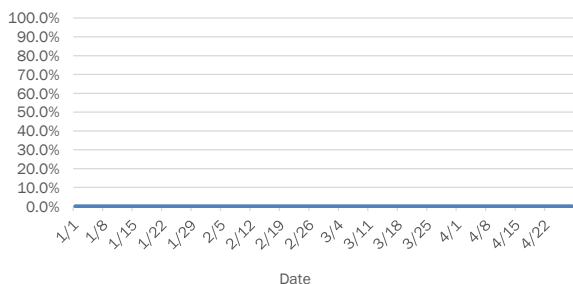
Number and percent of positive labs

These counts include the number of people for whom the department received laboratory results by day. People tested on multiple days will be included for each day a new result was received. A person is only counted once for each day they are tested, regardless of whether multiple specimens are tested or multiple results are received. If a person has a positive specimen and a negative specimen in the same day, only the positive result is counted.

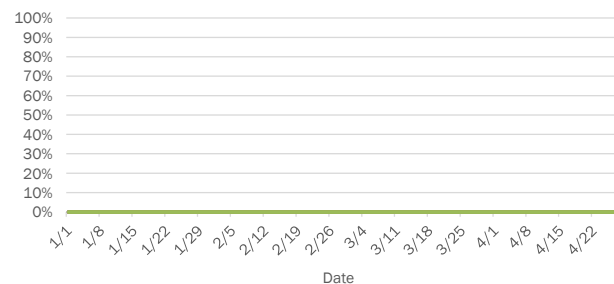


Emergency department (ED) chief complaint and admission data for Franklin County

Daily percent of ED visits that result in **cough-associated admissions**



Daily percent of ED visits that mention **cough, fever, or shortness of breath**



The Electronic Surveillance System for the Early Notification of Community-Based Epidemics (ESSENCE-FL) includes chief complaint data from 214 of 215 Florida EDs. Data are transmitted electronically to ESSENCE-FL daily or hourly.

Coronavirus: summary for Gadsden County

Data verified as of Apr 29, 2020 at 10 AM

Data in this report are provisional and subject to change.

Confirmed cases

Total cases 94

Florida residents 93

Non-Florida residents 1

Gender for Florida residents

Men 30

Women 61

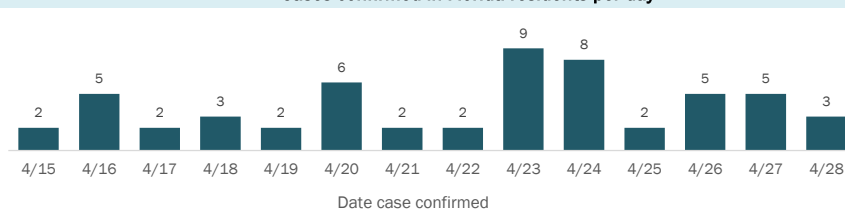
Unknown 2

Age for Florida residents

Range 4 - 83

Median age 45

Cases confirmed in Florida residents per day



Race, ethnicity	Cases	Hospitalizations	Deaths
White	10	4	0
Hispanic	1	0	0
Non-Hispanic	7	3	0
Unknown ethnicity	2	1	0
Black	60	11	0
Hispanic	0	0	0
Non-Hispanic	54	11	0
Unknown ethnicity	6	0	0
Other	2	2	0
Hispanic	2	2	0
Non-Hispanic	0	0	0
Unknown ethnicity	0	0	0
Unknown race	21	0	0
Hispanic	0	0	0
Non-Hispanic	0	0	0
Unknown ethnicity	21	0	0
Total	93	17	0

Outcomes for Florida residents

Gadsden

Hospitalizations 17 (18% of all cases)
Deaths 0 (0% of all cases)

Statewide

Hospitalizations 5,419 (17% of all cases)
Deaths 1,218 (4% of all cases)

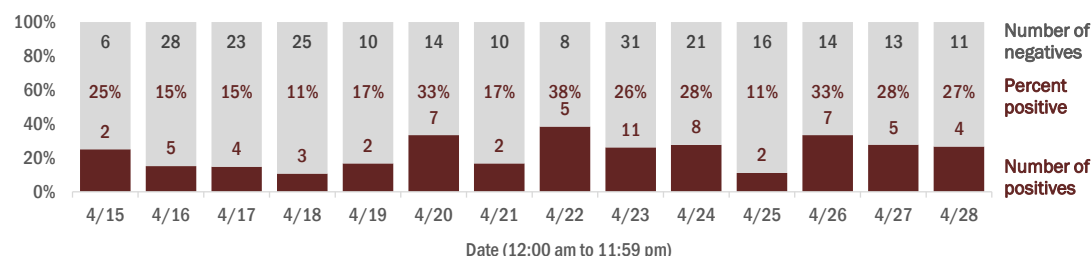
Hospitalization counts include anyone who was hospitalized at some point during their illness. It does not reflect the number of people currently hospitalized.

Other race includes any person with a race of American Indian/Alaskan native, Asian, native Hawaiian/Pacific Islander, or other.

Laboratory testing for Florida residents and non-Florida residents over the past 2 weeks

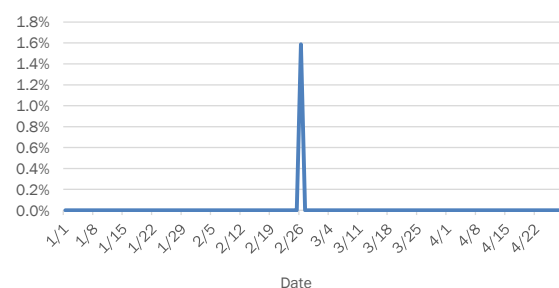
Number and percent of positive labs

These counts include the number of people for whom the department received laboratory results by day. People tested on multiple days will be included for each day a new result was received. A person is only counted once for each day they are tested, regardless of whether multiple specimens are tested or multiple results are received. If a person has a positive specimen and a negative specimen in the same day, only the positive result is counted.

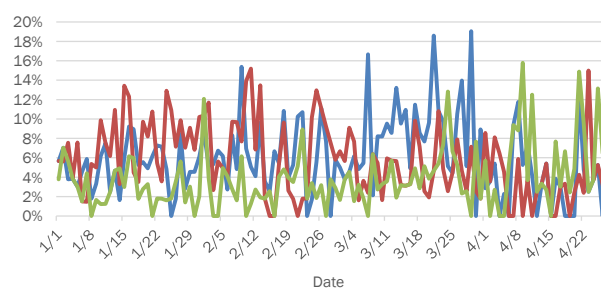


Emergency department (ED) chief complaint and admission data for Gadsden County

Daily percent of ED visits that result in **cough-associated admissions**



Daily percent of ED visits that mention **cough**, **fever**, or **shortness of breath**

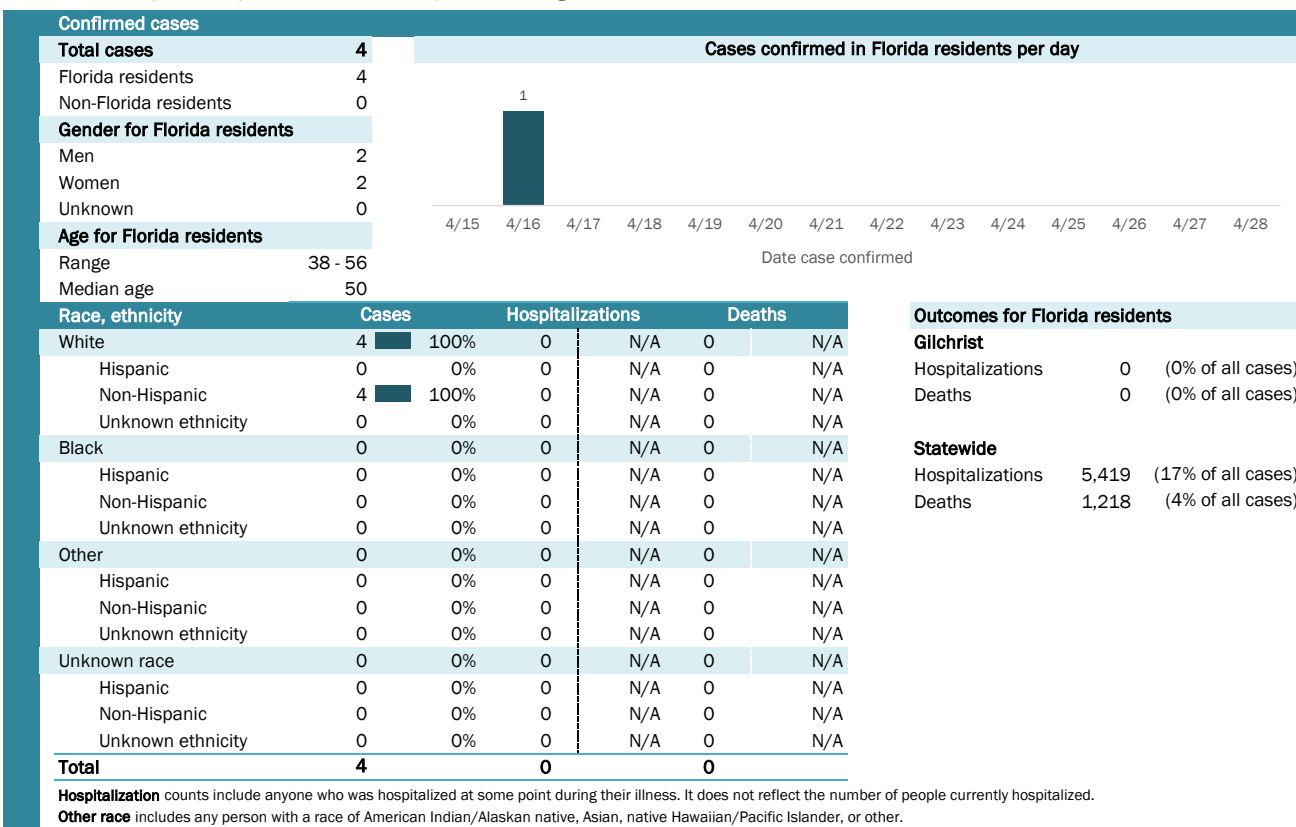


The Electronic Surveillance System for the Early Notification of Community-Based Epidemics (ESSENCE-FL) includes chief complaint data from 214 of 215 Florida EDs. Data are transmitted electronically to ESSENCE-FL daily or hourly.

Coronavirus: summary for Gilchrist County

Data verified as of Apr 29, 2020 at 10 AM

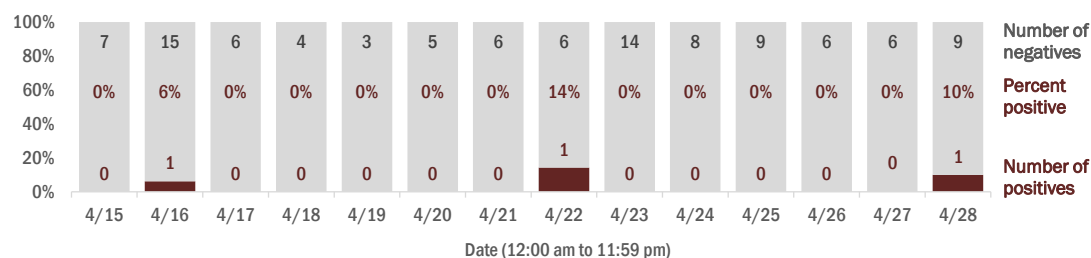
Data in this report are provisional and subject to change.



Laboratory testing for Florida residents and non-Florida residents over the past 2 weeks

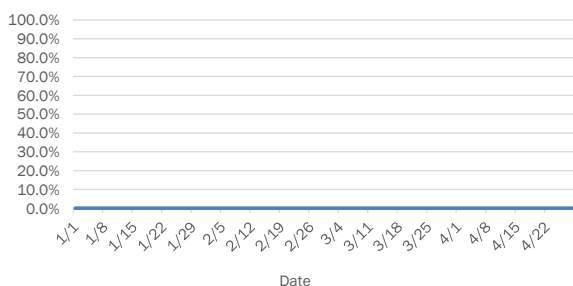
Number and percent of positive labs

These counts include the number of people for whom the department received laboratory results by day. People tested on multiple days will be included for each day a new result was received. A person is only counted once for each day they are tested, regardless of whether multiple specimens are tested or multiple results are received. If a person has a positive specimen and a negative specimen in the same day, only the positive result is counted.

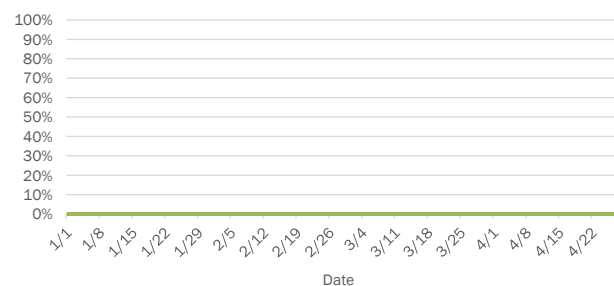


Emergency department (ED) chief complaint and admission data for Gilchrist County

Daily percent of ED visits that result in cough-associated admissions



Daily percent of ED visits that mention cough, fever, or shortness of breath



The Electronic Surveillance System for the Early Notification of Community-Based Epidemics (ESSENCE-FL) includes chief complaint data from 214 of 215 Florida EDs. Data are transmitted electronically to ESSENCE-FL daily or hourly.

Coronavirus: summary for Glades County

Data verified as of Apr 29, 2020 at 10 AM

Data in this report are provisional and subject to change.

Confirmed cases

Total cases 6

Florida residents 6

Non-Florida residents 0

Gender for Florida residents

Men 3

Women 3

Unknown 0

Age for Florida residents

Range 30 - 89

Median age 61

Cases confirmed in Florida residents per day



Race, ethnicity	Cases	Hospitalizations	Deaths
White	3	2	1
Hispanic	0	0	0
Non-Hispanic	3	2	1
Unknown ethnicity	0	0	0
Black	3	1	0
Hispanic	0	0	0
Non-Hispanic	2	1	0
Unknown ethnicity	1	0	0
Other	0	0	0
Hispanic	0	0	0
Non-Hispanic	0	0	0
Unknown ethnicity	0	0	0
Unknown race	0	0	0
Hispanic	0	0	0
Non-Hispanic	0	0	0
Unknown ethnicity	0	0	0
Total	6	3	1

Outcomes for Florida residents

Glades

Hospitalizations 3 (50% of all cases)

Deaths 1 (17% of all cases)

Statewide

Hospitalizations 5,419 (17% of all cases)

Deaths 1,218 (4% of all cases)


Hospitalization counts include anyone who was hospitalized at some point during their illness. It does not reflect the number of people currently hospitalized.

Other race includes any person with a race of American Indian/Alaskan native, Asian, native Hawaiian/Pacific Islander, or other.

Laboratory testing for Florida residents and non-Florida residents over the past 2 weeks

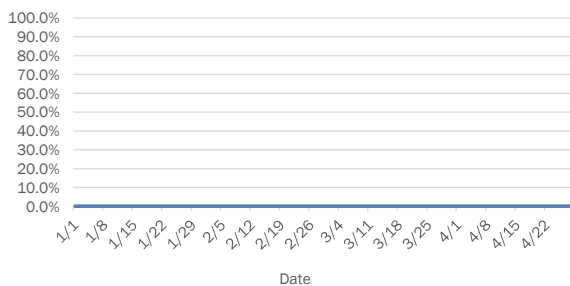
Number and percent of positive labs

These counts include the number of people for whom the department received laboratory results by day. People tested on multiple days will be included for each day a new result was received. A person is only counted once for each day they are tested, regardless of whether multiple specimens are tested or multiple results are received. If a person has a positive specimen and a negative specimen in the same day, only the positive result is counted.

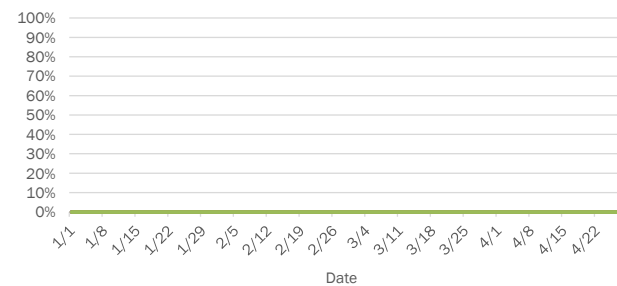


Emergency department (ED) chief complaint and admission data for Glades County

Daily percent of ED visits that result in **cough-associated admissions**



Daily percent of ED visits that mention **cough, fever, or shortness of breath**



The Electronic Surveillance System for the Early Notification of Community-Based Epidemics (ESSENCE-FL) includes chief complaint data from 214 of 215 Florida EDs. Data are transmitted electronically to ESSENCE-FL daily or hourly.

Coronavirus: summary for Gulf County

Data verified as of Apr 29, 2020 at 10 AM

Data in this report are provisional and subject to change.

Confirmed cases

Total cases	1	Cases confirmed in Florida residents per day													
Florida residents	1														
Non-Florida residents	0														
Gender for Florida residents															
Men	0														
Women	1														
Unknown	0														
Age for Florida residents															
Range	42 - 42	4/15	4/16	4/17	4/18	4/19	4/20	4/21	4/22	4/23	4/24	4/25	4/26	4/27	4/28
Median age	42	Date case confirmed													

Race, ethnicity	Cases	Hospitalizations	Deaths
White	1 100%	0	N/A 0
Hispanic	0 0%	0	N/A 0
Non-Hispanic	1 100%	0	N/A 0
Unknown ethnicity	0 0%	0	N/A 0
Black	0 0%	0	N/A 0
Hispanic	0 0%	0	N/A 0
Non-Hispanic	0 0%	0	N/A 0
Unknown ethnicity	0 0%	0	N/A 0
Other	0 0%	0	N/A 0
Hispanic	0 0%	0	N/A 0
Non-Hispanic	0 0%	0	N/A 0
Unknown ethnicity	0 0%	0	N/A 0
Unknown race	0 0%	0	N/A 0
Hispanic	0 0%	0	N/A 0
Non-Hispanic	0 0%	0	N/A 0
Unknown ethnicity	0 0%	0	N/A 0
Total	1	0	0

Outcomes for Florida residents

Gulf		
Hospitalizations	0	(0% of all cases)
Deaths	0	(0% of all cases)
Statewide		
Hospitalizations	5,419	(17% of all cases)
Deaths	1,218	(4% of all cases)

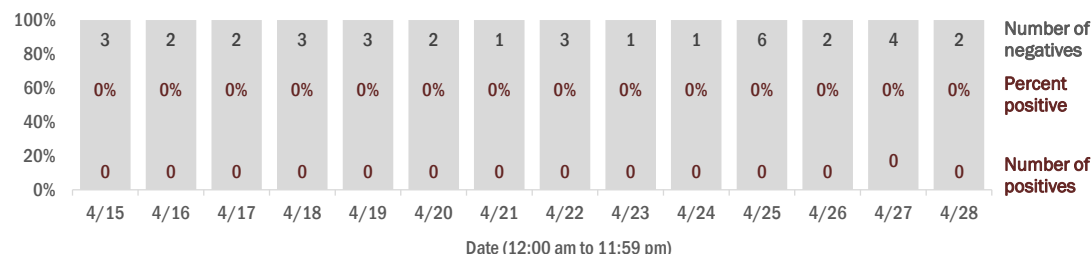
Hospitalization counts include anyone who was hospitalized at some point during their illness. It does not reflect the number of people currently hospitalized.

Other race includes any person with a race of American Indian/Alaskan native, Asian, native Hawaiian/Pacific Islander, or other.

Laboratory testing for Florida residents and non-Florida residents over the past 2 weeks

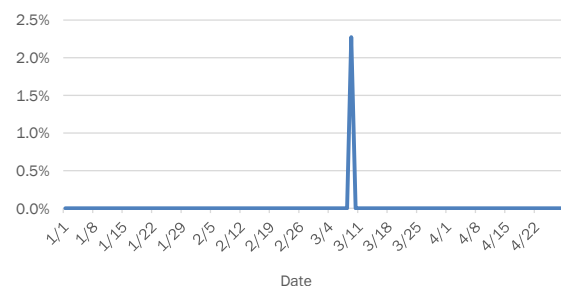
Number and percent of positive labs

These counts include the number of people for whom the department received laboratory results by day. People tested on multiple days will be included for each day a new result was received. A person is only counted once for each day they are tested, regardless of whether multiple specimens are tested or multiple results are received. If a person has a positive specimen and a negative specimen in the same day, only the positive result is counted.

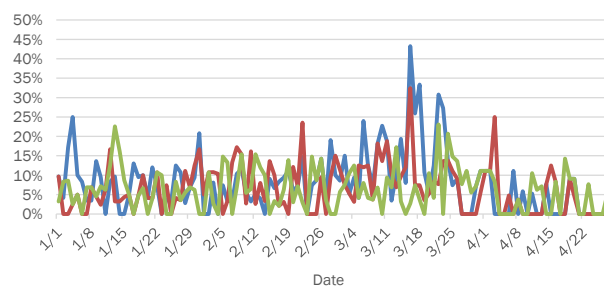


Emergency department (ED) chief complaint and admission data for Gulf County

Daily percent of ED visits that result in cough-associated admissions



Daily percent of ED visits that mention cough, fever, or shortness of breath



The Electronic Surveillance System for the Early Notification of Community-Based Epidemics (ESSENCE-FL) includes chief complaint data from 214 of 215 Florida EDs. Data are transmitted electronically to ESSENCE-FL daily or hourly.

Coronavirus: summary for Hamilton County

Data verified as of Apr 29, 2020 at 10 AM

Data in this report are provisional and subject to change.

Confirmed cases

Total cases 6

Florida residents 6

Non-Florida residents 0

Gender for Florida residents

Men 0

Women 6

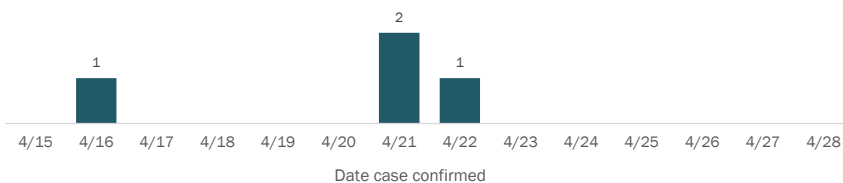
Unknown 0

Age for Florida residents

Range 32 - 64

Median age 50

Cases confirmed in Florida residents per day



Race, ethnicity	Cases	Hospitalizations	Deaths
White	4	67%	0
Hispanic	0	0%	0
Non-Hispanic	4	67%	0
Unknown ethnicity	0	0%	0
Black	2	33%	0
Hispanic	0	0%	0
Non-Hispanic	2	33%	0
Unknown ethnicity	0	0%	0
Other	0	0%	0
Hispanic	0	0%	0
Non-Hispanic	0	0%	0
Unknown ethnicity	0	0%	0
Unknown race	0	0%	0
Hispanic	0	0%	0
Non-Hispanic	0	0%	0
Unknown ethnicity	0	0%	0
Total	6	0	0

Outcomes for Florida residents

Hamilton

Hospitalizations	0	(0% of all cases)
Deaths	0	(0% of all cases)

Statewide

Hospitalizations	5,419	(17% of all cases)
Deaths	1,218	(4% of all cases)

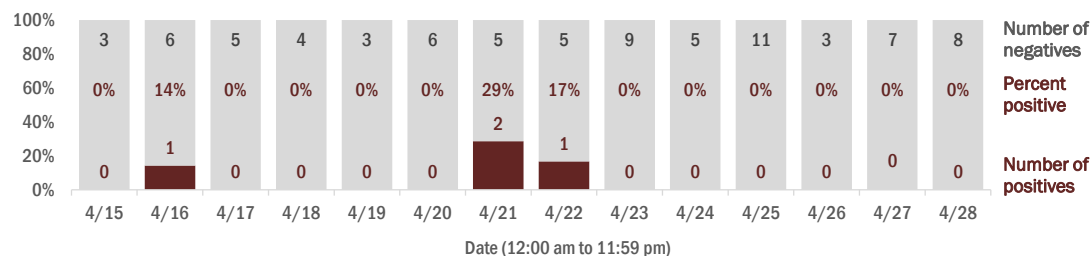
Hospitalization counts include anyone who was hospitalized at some point during their illness. It does not reflect the number of people currently hospitalized.

Other race includes any person with a race of American Indian/Alaskan native, Asian, native Hawaiian/Pacific Islander, or other.

Laboratory testing for Florida residents and non-Florida residents over the past 2 weeks

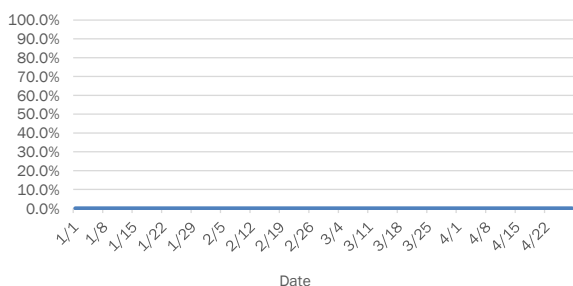
Number and percent of positive labs

These counts include the number of people for whom the department received laboratory results by day. People tested on multiple days will be included for each day a new result was received. A person is only counted once for each day they are tested, regardless of whether multiple specimens are tested or multiple results are received. If a person has a positive specimen and a negative specimen in the same day, only the positive result is counted.

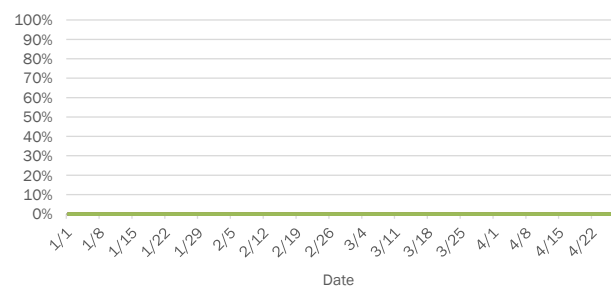


Emergency department (ED) chief complaint and admission data for Hamilton County

Daily percent of ED visits that result in **cough-associated admissions**



Daily percent of ED visits that mention **cough, fever, or shortness of breath**



The Electronic Surveillance System for the Early Notification of Community-Based Epidemics (ESSENCE-FL) includes chief complaint data from 214 of 215 Florida EDs. Data are transmitted electronically to ESSENCE-FL daily or hourly.

Coronavirus: summary for Hardee County

Data verified as of Apr 29, 2020 at 10 AM

Data in this report are provisional and subject to change.

Confirmed cases

Total cases 16

Florida residents 14

Non-Florida residents 2

Gender for Florida residents

Men 4

Women 10

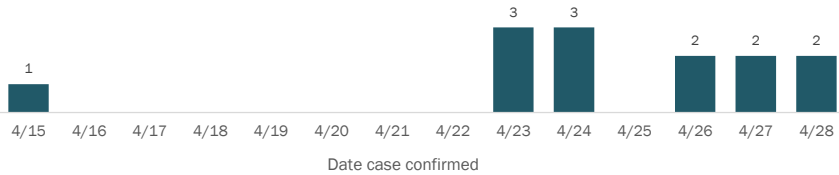
Unknown 0

Age for Florida residents

Range 23 - 74

Median age 49

Cases confirmed in Florida residents per day



Race, ethnicity

	Cases		Hospitalizations		Deaths	
White	9	64%	1	33%	0	N/A
Hispanic	2	14%	0	0%	0	N/A
Non-Hispanic	7	50%	1	33%	0	N/A
Unknown ethnicity	0	0%	0	0%	0	N/A
Black	5	36%	2	67%	0	N/A
Hispanic	0	0%	0	0%	0	N/A
Non-Hispanic	5	36%	2	67%	0	N/A
Unknown ethnicity	0	0%	0	0%	0	N/A
Other	0	0%	0	0%	0	N/A
Hispanic	0	0%	0	0%	0	N/A
Non-Hispanic	0	0%	0	0%	0	N/A
Unknown ethnicity	0	0%	0	0%	0	N/A
Unknown race	0	0%	0	0%	0	N/A
Hispanic	0	0%	0	0%	0	N/A
Non-Hispanic	0	0%	0	0%	0	N/A
Unknown ethnicity	0	0%	0	0%	0	N/A
Total	14		3		0	

Outcomes for Florida residents

Hardee

Hospitalizations 3 (21% of all cases)
Deaths 0 (0% of all cases)

Statewide

Hospitalizations 5,419 (17% of all cases)
Deaths 1,218 (4% of all cases)

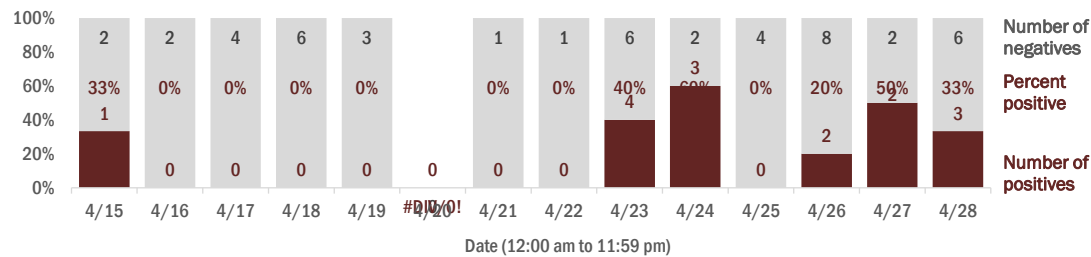
Hospitalization counts include anyone who was hospitalized at some point during their illness. It does not reflect the number of people currently hospitalized.

Other race includes any person with a race of American Indian/Alaskan native, Asian, native Hawaiian/Pacific Islander, or other.

Laboratory testing for Florida residents and non-Florida residents over the past 2 weeks

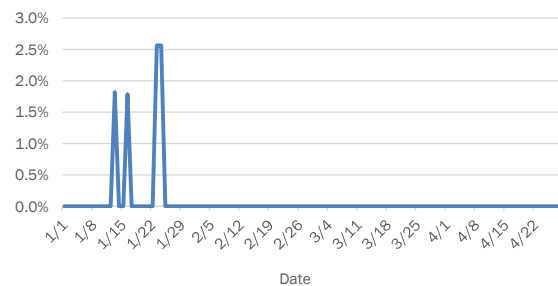
Number and percent of positive labs

These counts include the number of people for whom the department received laboratory results by day. People tested on multiple days will be included for each day a new result was received. A person is only counted once for each day they are tested, regardless of whether multiple specimens are tested or multiple results are received. If a person has a positive specimen and a negative specimen in the same day, only the positive result is counted.

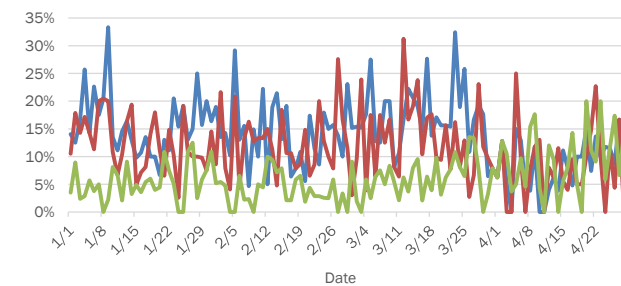


Emergency department (ED) chief complaint and admission data for Hardee County

Daily percent of ED visits that result in **cough-associated admissions**



Daily percent of ED visits that mention **cough**, **fever**, or **shortness of breath**



The Electronic Surveillance System for the Early Notification of Community-Based Epidemics (ESSENCE-FL) includes chief complaint data from 214 of 215 Florida EDs. Data are transmitted electronically to ESSENCE-FL daily or hourly.

Coronavirus: summary for Hendry County

Data verified as of Apr 29, 2020 at 10 AM

Data in this report are provisional and subject to change.

Confirmed cases

Total cases 80

Florida residents 80

Non-Florida residents 0

Gender for Florida residents

Men 37

Women 43

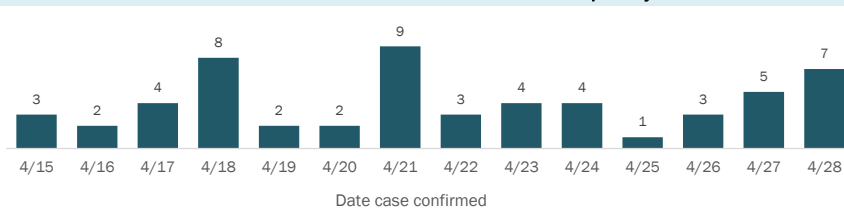
Unknown 0

Age for Florida residents

Range 2 - 101

Median age 49

Cases confirmed in Florida residents per day



Race, ethnicity	Cases	Hospitalizations	Deaths
White	49	10	3
Hispanic	25	7	1
Non-Hispanic	22	3	2
Unknown ethnicity	2	0	0
Black	30	10	0
Hispanic	0	0	0
Non-Hispanic	29	9	0
Unknown ethnicity	1	1	0
Other	1	0	0
Hispanic	1	0	0
Non-Hispanic	0	0	0
Unknown ethnicity	0	0	0
Unknown race	0	0	0
Hispanic	0	0	0
Non-Hispanic	0	0	0
Unknown ethnicity	0	0	0
Total	80	20	3

Outcomes for Florida residents

Hendry

Hospitalizations 20 (25% of all cases)
Deaths 3 (4% of all cases)

Statewide

Hospitalizations 5,419 (17% of all cases)
Deaths 1,218 (4% of all cases)

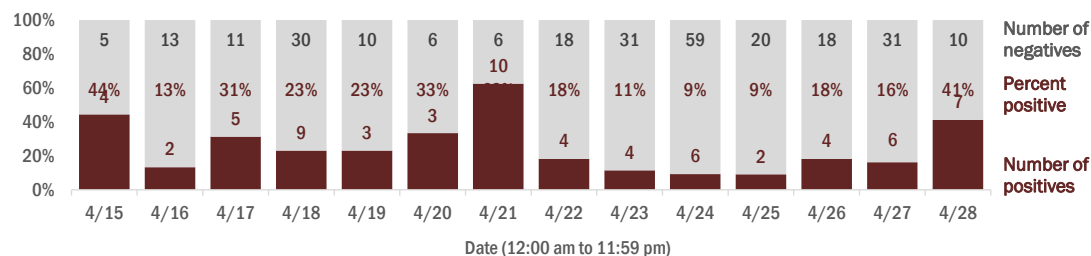
Hospitalization counts include anyone who was hospitalized at some point during their illness. It does not reflect the number of people currently hospitalized.

Other race includes any person with a race of American Indian/Alaskan native, Asian, native Hawaiian/Pacific Islander, or other.

Laboratory testing for Florida residents and non-Florida residents over the past 2 weeks

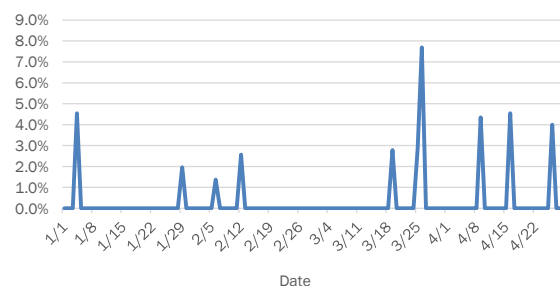
Number and percent of positive labs

These counts include the number of people for whom the department received laboratory results by day. People tested on multiple days will be included for each day a new result was received. A person is only counted once for each day they are tested, regardless of whether multiple specimens are tested or multiple results are received. If a person has a positive specimen and a negative specimen in the same day, only the positive result is counted.

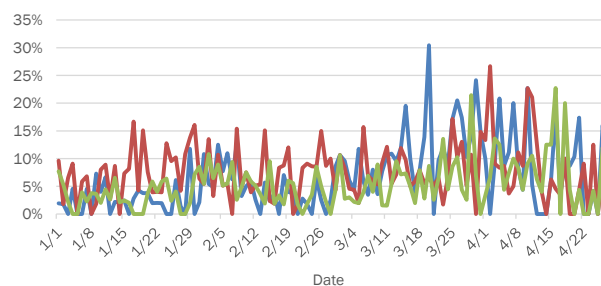


Emergency department (ED) chief complaint and admission data for Hendry County

Daily percent of ED visits that result in cough-associated admissions



Daily percent of ED visits that mention cough, fever, or shortness of breath



The Electronic Surveillance System for the Early Notification of Community-Based Epidemics (ESSENCE-FL) includes chief complaint data from 214 of 215 Florida EDs. Data are transmitted electronically to ESSENCE-FL daily or hourly.

Coronavirus: summary for Hernando County

Data verified as of Apr 29, 2020 at 10 AM

Data in this report are provisional and subject to change.

Confirmed cases

Total cases 89

Florida residents 83

Non-Florida residents 6

Gender for Florida residents

Men 42

Women 41

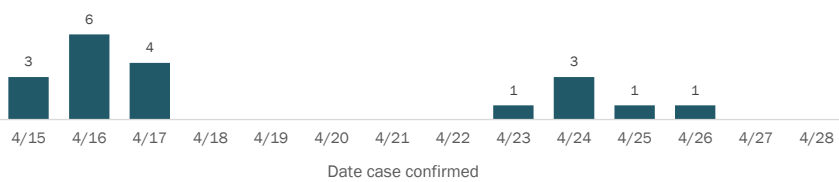
Unknown 0

Age for Florida residents

Range 1 - 85

Median age 49

Cases confirmed in Florida residents per day



Race, ethnicity	Cases	Hospitalizations	Deaths
White	56	13	3
Hispanic	11	3	1
Non-Hispanic	31	8	1
Unknown ethnicity	14	2	1
Black	5	2	0
Hispanic	0	0	0
Non-Hispanic	4	2	0
Unknown ethnicity	1	0	0
Other	2	1	0
Hispanic	1	1	0
Non-Hispanic	1	0	0
Unknown ethnicity	0	0	0
Unknown race	20	4	1
Hispanic	0	0	0
Non-Hispanic	0	0	0
Unknown ethnicity	20	4	1
Total	83	20	4

Outcomes for Florida residents

Hernando

Hospitalizations 20 (24% of all cases)

Deaths 4 (5% of all cases)

Statewide

Hospitalizations 5,419 (17% of all cases)

Deaths 1,218 (4% of all cases)

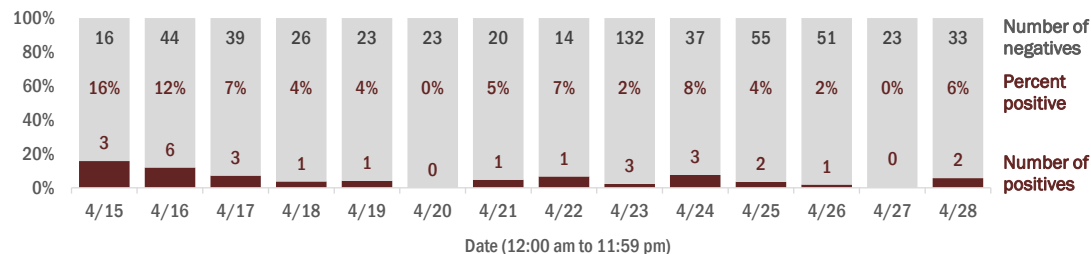
Hospitalization counts include anyone who was hospitalized at some point during their illness. It does not reflect the number of people currently hospitalized.

Other race includes any person with a race of American Indian/Alaskan native, Asian, native Hawaiian/Pacific Islander, or other.

Laboratory testing for Florida residents and non-Florida residents over the past 2 weeks

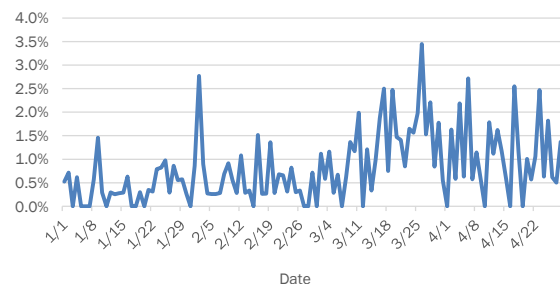
Number and percent of positive labs

These counts include the number of people for whom the department received laboratory results by day. People tested on multiple days will be included for each day a new result was received. A person is only counted once for each day they are tested, regardless of whether multiple specimens are tested or multiple results are received. If a person has a positive specimen and a negative specimen in the same day, only the positive result is counted.

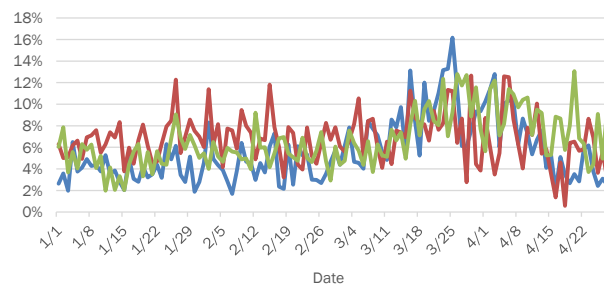


Emergency department (ED) chief complaint and admission data for Hernando County

Daily percent of ED visits that result in cough-associated admissions



Daily percent of ED visits that mention cough, fever, or shortness of breath



The Electronic Surveillance System for the Early Notification of Community-Based Epidemics (ESSENCE-FL) includes chief complaint data from 214 of 215 Florida EDs. Data are transmitted electronically to ESSENCE-FL daily or hourly.

Coronavirus: summary for Highlands County

Data verified as of Apr 29, 2020 at 10 AM

Data in this report are provisional and subject to change.

Confirmed cases

Total cases 81

Florida residents 80

Non-Florida residents 1

Gender for Florida residents

Men 42

Women 38

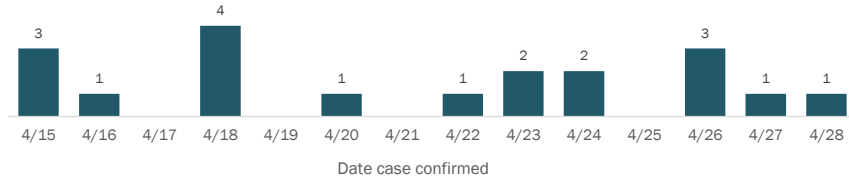
Unknown 0

Age for Florida residents

Range 0 - 95

Median age 56

Cases confirmed in Florida residents per day



Race, ethnicity

Cases 38

Hospitalizations 11

Deaths 2

White 48%

Hispanic 15%

Non-Hispanic 28%

Unknown ethnicity 5%

Black 29%

Hispanic 1%

Non-Hispanic 25%

Unknown ethnicity 3%

Other 21%

Hispanic 16%

Non-Hispanic 5%

Unknown ethnicity 0%

Unknown race 3%

Hispanic 1%

Non-Hispanic 0%

Unknown ethnicity 1%

Total 80

Hospitalization counts include anyone who was hospitalized at some point during their illness. It does not reflect the number of people currently hospitalized.

Other race includes any person with a race of American Indian/Alaskan native, Asian, native Hawaiian/Pacific Islander, or other.

Outcomes for Florida residents

Highlands

Hospitalizations 28 (35% of all cases)

Deaths 7 (9% of all cases)

Statewide

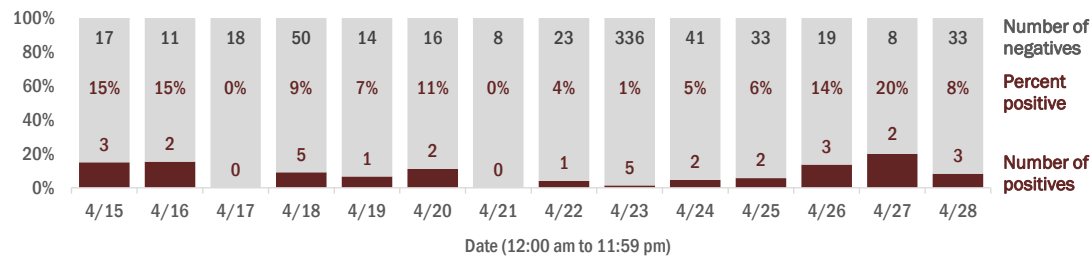
Hospitalizations 5,419 (17% of all cases)

Deaths 1,218 (4% of all cases)

Laboratory testing for Florida residents and non-Florida residents over the past 2 weeks

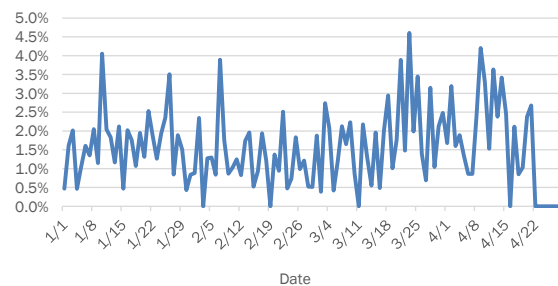
Number and percent of positive labs

These counts include the number of people for whom the department received laboratory results by day. People tested on multiple days will be included for each day a new result was received. A person is only counted once for each day they are tested, regardless of whether multiple specimens are tested or multiple results are received. If a person has a positive specimen and a negative specimen in the same day, only the positive result is counted.

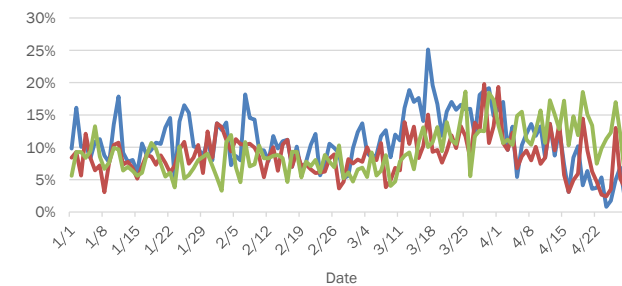


Emergency department (ED) chief complaint and admission data for Highlands County

Daily percent of ED visits that result in cough-associated admissions



Daily percent of ED visits that mention cough, fever, or shortness of breath



The Electronic Surveillance System for the Early Notification of Community-Based Epidemics (ESSENCE-FL) includes chief complaint data from 214 of 215 Florida EDs. Data are transmitted electronically to ESSENCE-FL daily or hourly.

Coronavirus: summary for Hillsborough County

Data verified as of Apr 29, 2020 at 10 AM

Data in this report are provisional and subject to change.

Confirmed cases

Total cases 1,105

Florida residents 1,056

Non-Florida residents 49

Gender for Florida residents

Men 520

Women 536

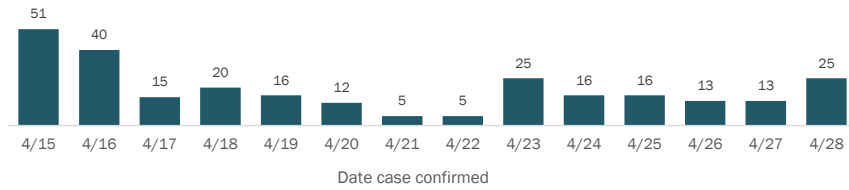
Unknown 0

Age for Florida residents

Range 0 - 100

Median age 45

Cases confirmed in Florida residents per day



Race, ethnicity	Cases	Hospitalizations	Deaths
White	518	49%	84
Hispanic	176	17%	32
Non-Hispanic	325	31%	50
Unknown ethnicity	17	2%	2
Black	182	17%	51
Hispanic	7	1%	2
Non-Hispanic	169	16%	46
Unknown ethnicity	6	1%	3
Other	219	21%	35
Hispanic	112	11%	18
Non-Hispanic	84	8%	14
Unknown ethnicity	23	2%	3
Unknown race	137	13%	4
Hispanic	8	1%	0
Non-Hispanic	5	0%	0
Unknown ethnicity	124	12%	4
Total	1,056	174	23

Outcomes for Florida residents

Hillsborough

Hospitalizations 174 (16% of all cases)
Deaths 23 (2% of all cases)

Statewide

Hospitalizations 5,419 (17% of all cases)
Deaths 1,218 (4% of all cases)

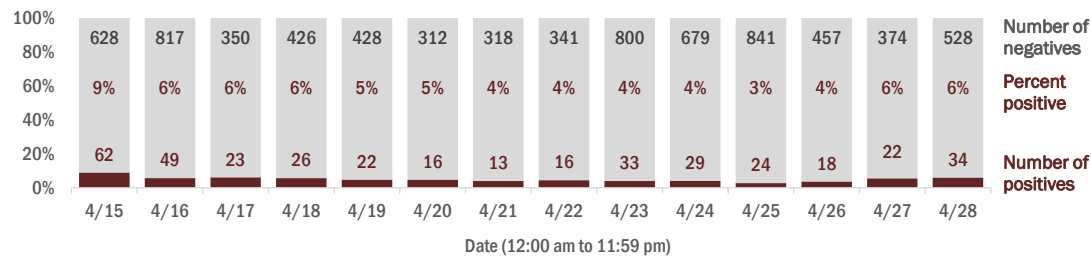
Hospitalization counts include anyone who was hospitalized at some point during their illness. It does not reflect the number of people currently hospitalized.

Other race includes any person with a race of American Indian/Alaskan native, Asian, native Hawaiian/Pacific Islander, or other.

Laboratory testing for Florida residents and non-Florida residents over the past 2 weeks

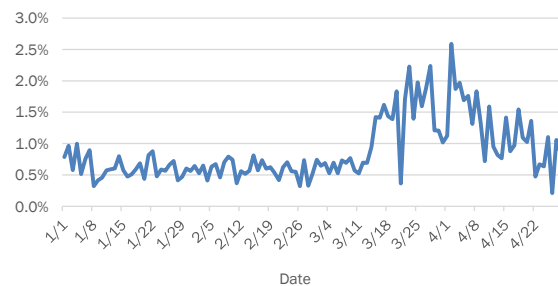
Number and percent of positive labs

These counts include the number of people for whom the department received laboratory results by day. People tested on multiple days will be included for each day a new result was received. A person is only counted once for each day they are tested, regardless of whether multiple specimens are tested or multiple results are received. If a person has a positive specimen and a negative specimen in the same day, only the positive result is counted.

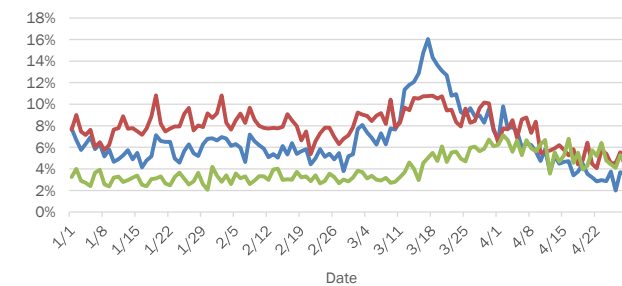


Emergency department (ED) chief complaint and admission data for Hillsborough County

Daily percent of ED visits that result in cough-associated admissions



Daily percent of ED visits that mention cough, fever, or shortness of breath



The Electronic Surveillance System for the Early Notification of Community-Based Epidemics (ESSENCE-FL) includes chief complaint data from 214 of 215 Florida EDs. Data are transmitted electronically to ESSENCE-FL daily or hourly.

Coronavirus: summary for Holmes County

Data verified as of Apr 29, 2020 at 10 AM

Data in this report are provisional and subject to change.

Confirmed cases

Total cases 9

Florida residents 9

Non-Florida residents 0

Gender for Florida residents

Men 5

Women 4

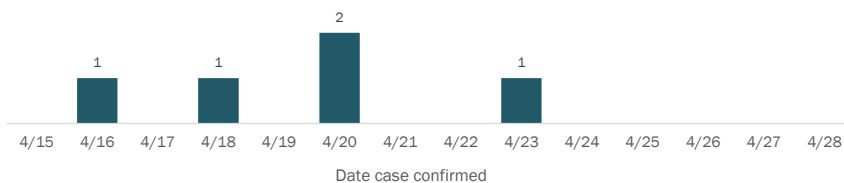
Unknown 0

Age for Florida residents

Range 27 - 73

Median age 44

Cases confirmed in Florida residents per day



Race, ethnicity	Cases	Hospitalizations	Deaths
White	6	0	0
Hispanic	0	0	0
Non-Hispanic	6	0	0
Unknown ethnicity	0	0	0
Black	1	0	0
Hispanic	0	0	0
Non-Hispanic	1	0	0
Unknown ethnicity	0	0	0
Other	1	0	0
Hispanic	0	0	0
Non-Hispanic	1	0	0
Unknown ethnicity	0	0	0
Unknown race	1	0	0
Hispanic	0	0	0
Non-Hispanic	0	0	0
Unknown ethnicity	1	0	0
Total	9	0	0

Outcomes for Florida residents

Holmes

Hospitalizations 0 (0% of all cases)

Deaths 0 (0% of all cases)

Statewide

Hospitalizations 5,419 (17% of all cases)

Deaths 1,218 (4% of all cases)

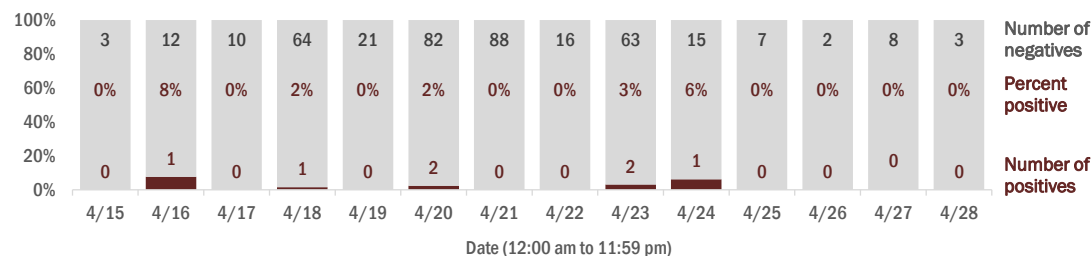
Hospitalization counts include anyone who was hospitalized at some point during their illness. It does not reflect the number of people currently hospitalized.

Other race includes any person with a race of American Indian/Alaskan native, Asian, native Hawaiian/Pacific Islander, or other.

Laboratory testing for Florida residents and non-Florida residents over the past 2 weeks

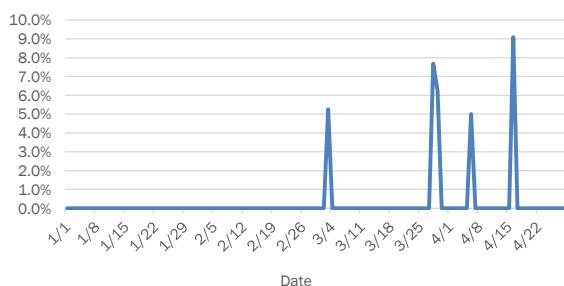
Number and percent of positive labs

These counts include the number of people for whom the department received laboratory results by day. People tested on multiple days will be included for each day a new result was received. A person is only counted once for each day they are tested, regardless of whether multiple specimens are tested or multiple results are received. If a person has a positive specimen and a negative specimen in the same day, only the positive result is counted.

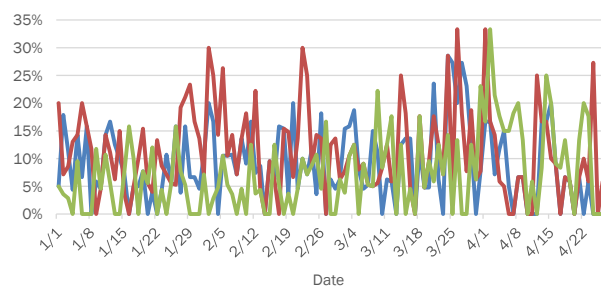


Emergency department (ED) chief complaint and admission data for Holmes County

Daily percent of ED visits that result in cough-associated admissions



Daily percent of ED visits that mention cough, fever, or shortness of breath



The Electronic Surveillance System for the Early Notification of Community-Based Epidemics (ESSENCE-FL) includes chief complaint data from 214 of 215 Florida EDs. Data are transmitted electronically to ESSENCE-FL daily or hourly.

Coronavirus: summary for Indian River County

Data verified as of Apr 29, 2020 at 10 AM

Data in this report are provisional and subject to change.

Confirmed cases

Total cases 90

Florida residents 80

Non-Florida residents 10

Gender for Florida residents

Men 47

Women 33

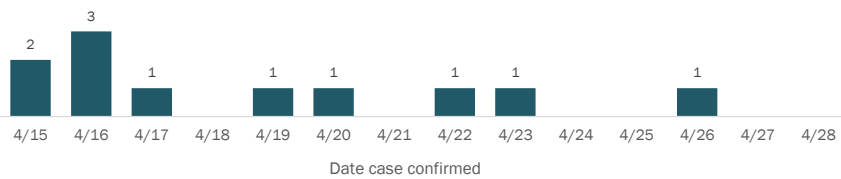
Unknown 0

Age for Florida residents

Range 8 - 94

Median age 64

Cases confirmed in Florida residents per day



Race, ethnicity

	Cases	Hospitalizations	Deaths
White	60	15	5
Hispanic	2	0	0
Non-Hispanic	53	14	5
Unknown ethnicity	5	1	0
Black	5	2	2
Hispanic	0	0	0
Non-Hispanic	5	2	2
Unknown ethnicity	0	0	0
Other	14	7	0
Hispanic	2	1	0
Non-Hispanic	7	4	0
Unknown ethnicity	5	2	0
Unknown race	1	0	0
Hispanic	0	0	0
Non-Hispanic	0	0	0
Unknown ethnicity	1	0	0
Total	80	24	7

Outcomes for Florida residents

Indian River

Hospitalizations	24	(30% of all cases)
Deaths	7	(9% of all cases)

Statewide

Hospitalizations	5,419	(17% of all cases)
Deaths	1,218	(4% of all cases)

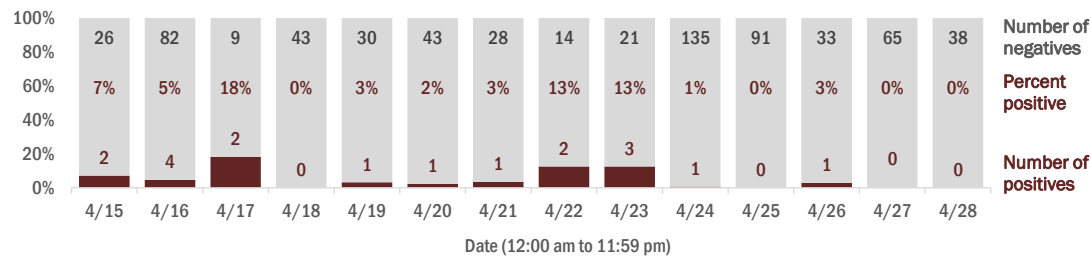
Hospitalization counts include anyone who was hospitalized at some point during their illness. It does not reflect the number of people currently hospitalized.

Other race includes any person with a race of American Indian/Alaskan native, Asian, native Hawaiian/Pacific Islander, or other.

Laboratory testing for Florida residents and non-Florida residents over the past 2 weeks

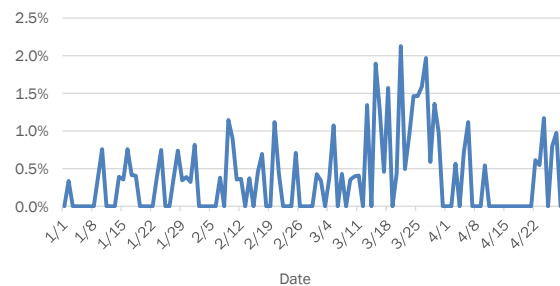
Number and percent of positive labs

These counts include the number of people for whom the department received laboratory results by day. People tested on multiple days will be included for each day a new result was received. A person is only counted once for each day they are tested, regardless of whether multiple specimens are tested or multiple results are received. If a person has a positive specimen and a negative specimen in the same day, only the positive result is counted.

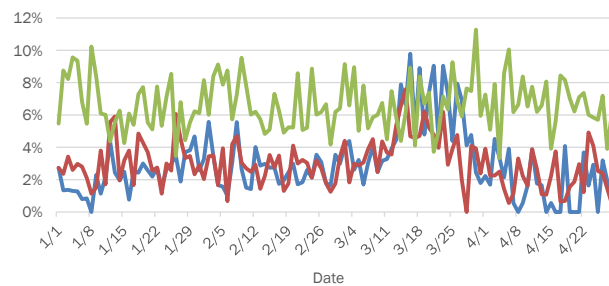


Emergency department (ED) chief complaint and admission data for Indian River County

Daily percent of ED visits that result in cough-associated admissions



Daily percent of ED visits that mention cough, fever, or shortness of breath



The Electronic Surveillance System for the Early Notification of Community-Based Epidemics (ESSENCE-FL) includes chief complaint data from 214 of 215 Florida EDs. Data are transmitted electronically to ESSENCE-FL daily or hourly.

Coronavirus: summary for Jackson County

Data verified as of Apr 29, 2020 at 10 AM

Data in this report are provisional and subject to change.

Confirmed cases

Total cases 14

Florida residents 13

Non-Florida residents 1

Gender for Florida residents

Men 4

Women 9

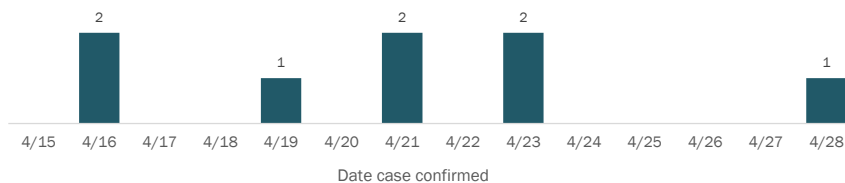
Unknown 0

Age for Florida residents

Range 11 - 60

Median age 37

Cases confirmed in Florida residents per day



Race, ethnicity	Cases	Hospitalizations	Deaths
White	4	0	0
Hispanic	1	0	0
Non-Hispanic	3	0	0
Unknown ethnicity	0	0	0
Black	8	1	0
Hispanic	0	0	0
Non-Hispanic	8	1	0
Unknown ethnicity	0	0	0
Other	0	0	0
Hispanic	0	0	0
Non-Hispanic	0	0	0
Unknown ethnicity	0	0	0
Unknown race	1	0	0
Hispanic	0	0	0
Non-Hispanic	0	0	0
Unknown ethnicity	1	0	0
Total	13	1	0

Outcomes for Florida residents

Jackson

Hospitalizations 1 (8% of all cases)
Deaths 0 (0% of all cases)

Statewide

Hospitalizations 5,419 (17% of all cases)
Deaths 1,218 (4% of all cases)

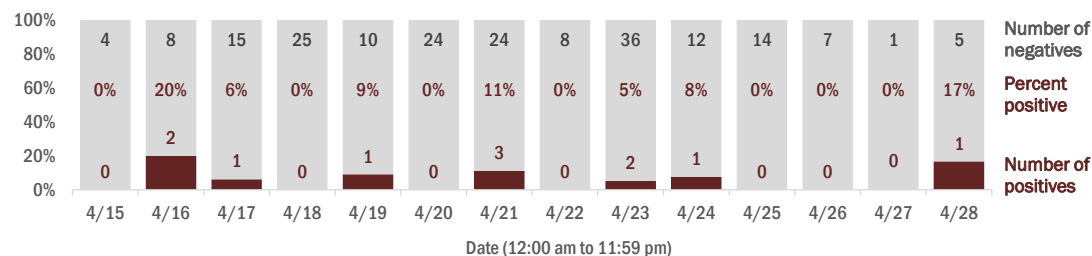
Hospitalization counts include anyone who was hospitalized at some point during their illness. It does not reflect the number of people currently hospitalized.

Other race includes any person with a race of American Indian/Alaskan native, Asian, native Hawaiian/Pacific Islander, or other.

Laboratory testing for Florida residents and non-Florida residents over the past 2 weeks

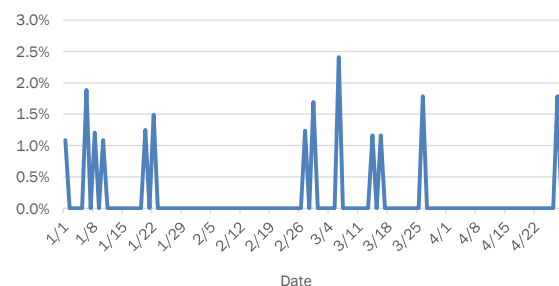
Number and percent of positive labs

These counts include the number of people for whom the department received laboratory results by day. People tested on multiple days will be included for each day a new result was received. A person is only counted once for each day they are tested, regardless of whether multiple specimens are tested or multiple results are received. If a person has a positive specimen and a negative specimen in the same day, only the positive result is counted.

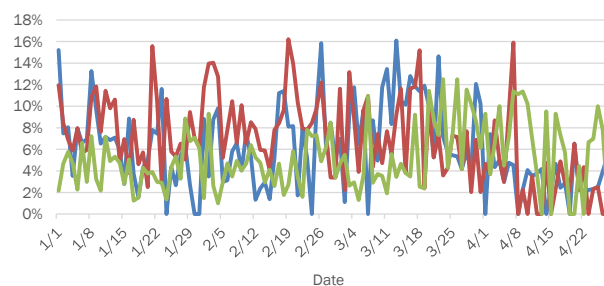


Emergency department (ED) chief complaint and admission data for Jackson County

Daily percent of ED visits that result in cough-associated admissions



Daily percent of ED visits that mention cough, fever, or shortness of breath



The Electronic Surveillance System for the Early Notification of Community-Based Epidemics (ESSENCE-FL) includes chief complaint data from 214 of 215 Florida EDs. Data are transmitted electronically to ESSENCE-FL daily or hourly.

Coronavirus: summary for Jefferson County

Data verified as of Apr 29, 2020 at 10 AM

Data in this report are provisional and subject to change.

Confirmed cases

Total cases 28

Florida residents 26

Non-Florida residents 2

Gender for Florida residents

Men 13

Women 13

Unknown 0

Age for Florida residents

Range 29 - 95

Median age 67

Cases confirmed in Florida residents per day



Race, ethnicity

	Cases	Hospitalizations	Deaths
White	11	42%	3
Hispanic	0	0%	0
Non-Hispanic	9	35%	3
Unknown ethnicity	2	8%	0
Black	11	42%	3
Hispanic	0	0%	0
Non-Hispanic	11	42%	3
Unknown ethnicity	0	0%	0
Other	4	15%	0
Hispanic	3	12%	0
Non-Hispanic	1	4%	0
Unknown ethnicity	0	0%	0
Unknown race	0	0%	0
Hispanic	0	0%	0
Non-Hispanic	0	0%	0
Unknown ethnicity	0	0%	0
Total	26	6	2

Outcomes for Florida residents

Jefferson

Hospitalizations	6	(23% of all cases)
Deaths	2	(8% of all cases)

Statewide

Hospitalizations	5,419	(17% of all cases)
Deaths	1,218	(4% of all cases)

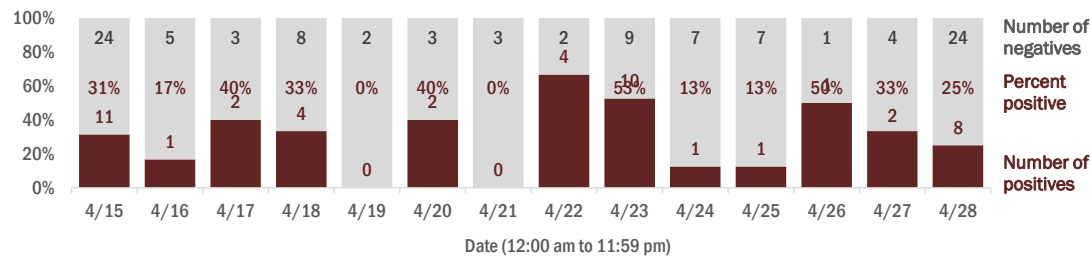
Hospitalization counts include anyone who was hospitalized at some point during their illness. It does not reflect the number of people currently hospitalized.

Other race includes any person with a race of American Indian/Alaskan native, Asian, native Hawaiian/Pacific Islander, or other.

Laboratory testing for Florida residents and non-Florida residents over the past 2 weeks

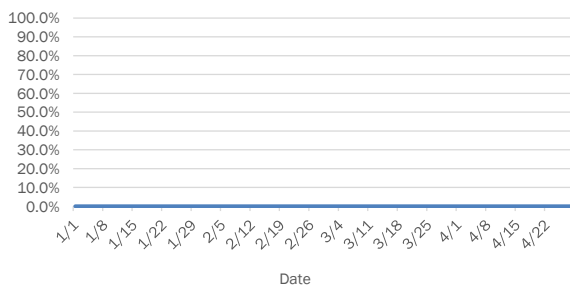
Number and percent of positive labs

These counts include the number of people for whom the department received laboratory results by day. People tested on multiple days will be included for each day a new result was received. A person is only counted once for each day they are tested, regardless of whether multiple specimens are tested or multiple results are received. If a person has a positive specimen and a negative specimen in the same day, only the positive result is counted.

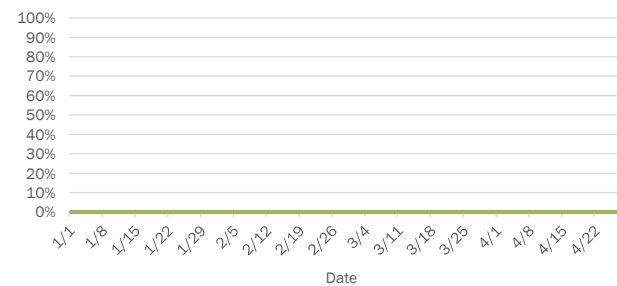


Emergency department (ED) chief complaint and admission data for Jefferson County

Daily percent of ED visits that result in **cough-associated admissions**



Daily percent of ED visits that mention **cough, fever, or shortness of breath**



The Electronic Surveillance System for the Early Notification of Community-Based Epidemics (ESSENCE-FL) includes chief complaint data from 214 of 215 Florida EDs. Data are transmitted electronically to ESSENCE-FL daily or hourly.

Coronavirus: summary for Lafayette County

Data verified as of Apr 29, 2020 at 10 AM

Data in this report are provisional and subject to change.

Confirmed cases

Total cases 1

Florida residents 1

Non-Florida residents 0

Gender for Florida residents

Men 0

Women 1

Unknown 0

Age for Florida residents

Range 47 - 47

Median age 47

Cases confirmed in Florida residents per day

4/15 4/16 4/17 4/18 4/19 4/20 4/21 4/22 4/23 4/24 4/25 4/26 4/27 4/28

Date case confirmed

Race, ethnicity	Cases	Hospitalizations	Deaths
White	1	0	0
Hispanic	1	0	0
Non-Hispanic	0	0	0
Unknown ethnicity	0	0	0
Black	0	0	0
Hispanic	0	0	0
Non-Hispanic	0	0	0
Unknown ethnicity	0	0	0
Other	0	0	0
Hispanic	0	0	0
Non-Hispanic	0	0	0
Unknown ethnicity	0	0	0
Unknown race	0	0	0
Hispanic	0	0	0
Non-Hispanic	0	0	0
Unknown ethnicity	0	0	0
Total	1	0	0

Outcomes for Florida residents

Lafayette

Hospitalizations 0 (0% of all cases)

Deaths 0 (0% of all cases)

Statewide

Hospitalizations 5,419 (17% of all cases)

Deaths 1,218 (4% of all cases)

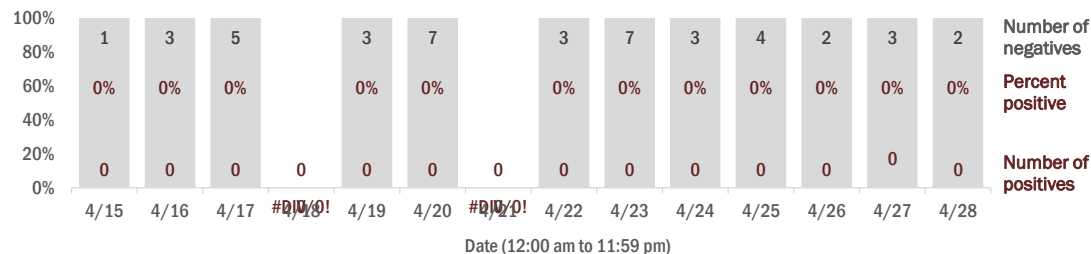
Hospitalization counts include anyone who was hospitalized at some point during their illness. It does not reflect the number of people currently hospitalized.

Other race includes any person with a race of American Indian/Alaskan native, Asian, native Hawaiian/Pacific Islander, or other.

Laboratory testing for Florida residents and non-Florida residents over the past 2 weeks

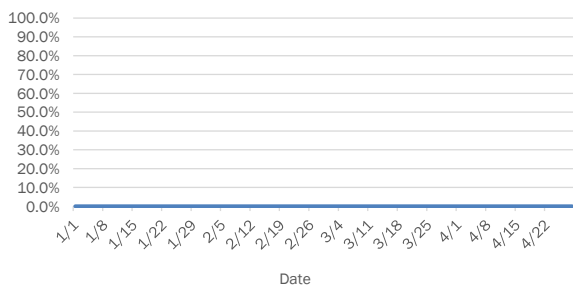
Number and percent of positive labs

These counts include the number of people for whom the department received laboratory results by day. People tested on multiple days will be included for each day a new result was received. A person is only counted once for each day they are tested, regardless of whether multiple specimens are tested or multiple results are received. If a person has a positive specimen and a negative specimen in the same day, only the positive result is counted.

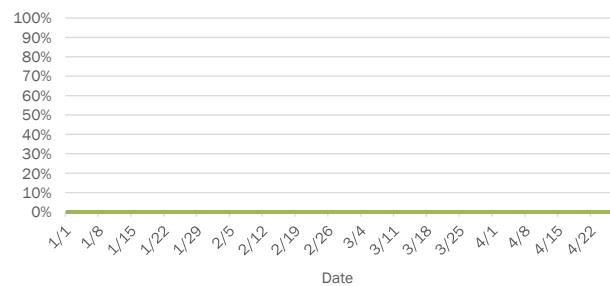


Emergency department (ED) chief complaint and admission data for Lafayette County

Daily percent of ED visits that result in **cough-associated admissions**



Daily percent of ED visits that mention **cough, fever, or shortness of breath**



The Electronic Surveillance System for the Early Notification of Community-Based Epidemics (ESSENCE-FL) includes chief complaint data from 214 of 215 Florida EDs. Data are transmitted electronically to ESSENCE-FL daily or hourly.

Coronavirus: summary for Lake County

Data verified as of Apr 29, 2020 at 10 AM

Data in this report are provisional and subject to change.

Confirmed cases

Total cases 227

Florida residents 215

Non-Florida residents 12

Gender for Florida residents

Men 105

Women 110

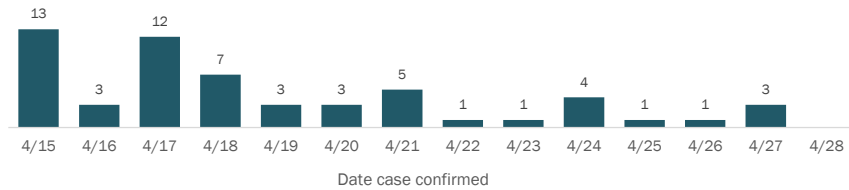
Unknown 0

Age for Florida residents

Range 1 - 86

Median age 51

Cases confirmed in Florida residents per day



Race, ethnicity	Cases	Hospitalizations	Deaths
White	105 <div><div></div></div> 49%	29 <div><div></div></div> 52%	7 <div><div></div></div> 64%
Hispanic	18 <div><div></div></div> 8%	2 <div><div></div></div> 4%	2 <div><div></div></div> 18%
Non-Hispanic	84 <div><div></div></div> 39%	25 <div><div></div></div> 45%	5 <div><div></div></div> 45%
Unknown ethnicity	3 <div><div></div></div> 1%	2 <div><div></div></div> 4%	0 <div><div></div></div> 0%
Black	28 <div><div></div></div> 13%	5 <div><div></div></div> 9%	0 <div><div></div></div> 0%
Hispanic	1 <div><div></div></div> 0%	0 <div><div></div></div> 0%	0 <div><div></div></div> 0%
Non-Hispanic	26 <div><div></div></div> 12%	5 <div><div></div></div> 9%	0 <div><div></div></div> 0%
Unknown ethnicity	1 <div><div></div></div> 0%	0 <div><div></div></div> 0%	0 <div><div></div></div> 0%
Other	70 <div><div></div></div> 33%	20 <div><div></div></div> 36%	4 <div><div></div></div> 36%
Hispanic	45 <div><div></div></div> 21%	11 <div><div></div></div> 20%	2 <div><div></div></div> 18%
Non-Hispanic	23 <div><div></div></div> 11%	8 <div><div></div></div> 14%	2 <div><div></div></div> 18%
Unknown ethnicity	2 <div><div></div></div> 1%	1 <div><div></div></div> 2%	0 <div><div></div></div> 0%
Unknown race	12 <div><div></div></div> 6%	2 <div><div></div></div> 4%	0 <div><div></div></div> 0%
Hispanic	0 <div><div></div></div> 0%	0 <div><div></div></div> 0%	0 <div><div></div></div> 0%
Non-Hispanic	0 <div><div></div></div> 0%	0 <div><div></div></div> 0%	0 <div><div></div></div> 0%
Unknown ethnicity	12 <div><div></div></div> 6%	2 <div><div></div></div> 4%	0 <div><div></div></div> 0%
Total	215	56	11

Outcomes for Florida residents

Lake

Hospitalizations 56 (26% of all cases)

Deaths 11 (5% of all cases)

Statewide

Hospitalizations 5,419 (17% of all cases)

Deaths 1,218 (4% of all cases)

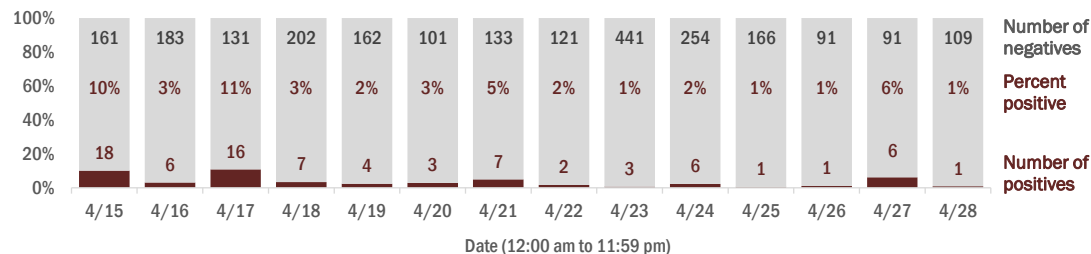
Hospitalization counts include anyone who was hospitalized at some point during their illness. It does not reflect the number of people currently hospitalized.

Other race includes any person with a race of American Indian/Alaskan native, Asian, native Hawaiian/Pacific Islander, or other.

Laboratory testing for Florida residents and non-Florida residents over the past 2 weeks

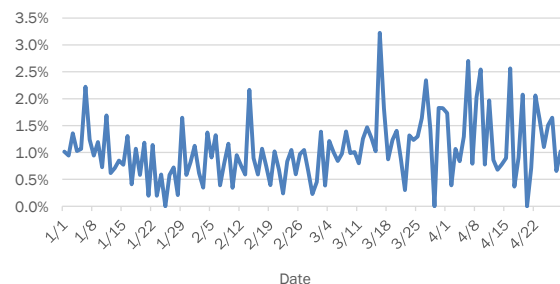
Number and percent of positive labs

These counts include the number of people for whom the department received laboratory results by day. People tested on multiple days will be included for each day a new result was received. A person is only counted once for each day they are tested, regardless of whether multiple specimens are tested or multiple results are received. If a person has a positive specimen and a negative specimen in the same day, only the positive result is counted.

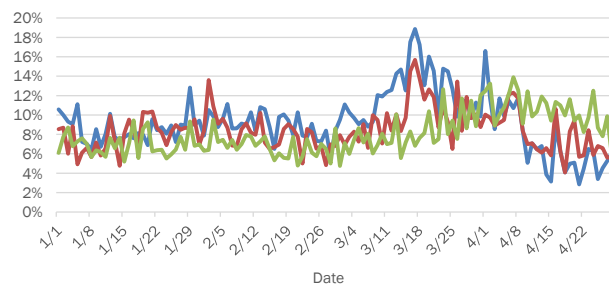


Emergency department (ED) chief complaint and admission data for Lake County

Daily percent of ED visits that result in **cough-associated admissions**



Daily percent of ED visits that mention **cough**, **fever**, or **shortness of breath**



The Electronic Surveillance System for the Early Notification of Community-Based Epidemics (ESSENCE-FL) includes chief complaint data from 214 of 215 Florida EDs. Data are transmitted electronically to ESSENCE-FL daily or hourly.

Coronavirus: summary for Lee County

Data verified as of Apr 29, 2020 at 10 AM

Data in this report are provisional and subject to change.

Confirmed cases

Total cases 1,003

Florida residents 967

Non-Florida residents 36

Gender for Florida residents

Men 467

Women 498

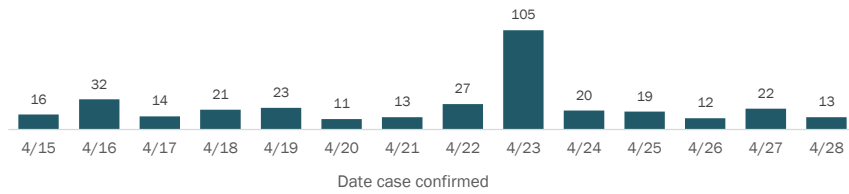
Unknown 2

Age for Florida residents

Range 0 - 100

Median age 54

Cases confirmed in Florida residents per day



Race, ethnicity

	Cases	Hospitalizations	Deaths
White	551	156	33
Hispanic	171	36	3
Non-Hispanic	372	118	30
Unknown ethnicity	8	2	0
Black	133	39	2
Hispanic	3	0	0
Non-Hispanic	129	38	2
Unknown ethnicity	1	1	0
Other	30	7	0
Hispanic	10	2	0
Non-Hispanic	19	5	0
Unknown ethnicity	1	0	0
Unknown race	253	24	6
Hispanic	4	0	0
Non-Hispanic	4	1	0
Unknown ethnicity	245	23	6
Total	967	226	41

Outcomes for Florida residents

Lee
 Hospitalizations 226 (23% of all cases)
 Deaths 41 (4% of all cases)

Statewide
 Hospitalizations 5,419 (17% of all cases)
 Deaths 1,218 (4% of all cases)

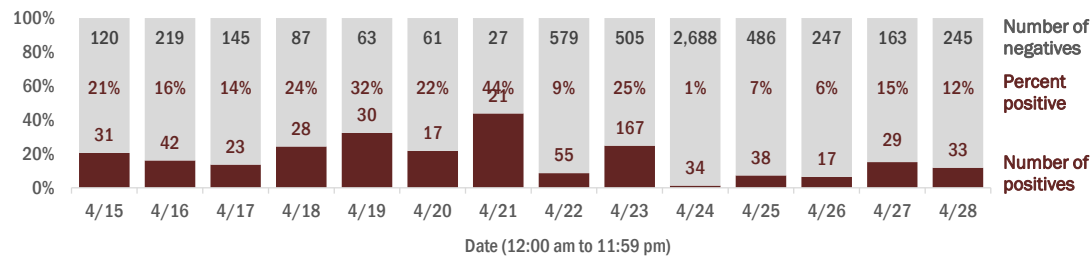
Hospitalization counts include anyone who was hospitalized at some point during their illness. It does not reflect the number of people currently hospitalized.

Other race includes any person with a race of American Indian/Alaskan native, Asian, native Hawaiian/Pacific Islander, or other.

Laboratory testing for Florida residents and non-Florida residents over the past 2 weeks

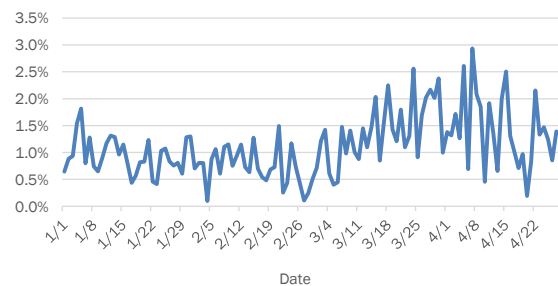
Number and percent of positive labs

These counts include the number of people for whom the department received laboratory results by day. People tested on multiple days will be included for each day a new result was received. A person is only counted once for each day they are tested, regardless of whether multiple specimens are tested or multiple results are received. If a person has a positive specimen and a negative specimen in the same day, only the positive result is counted.

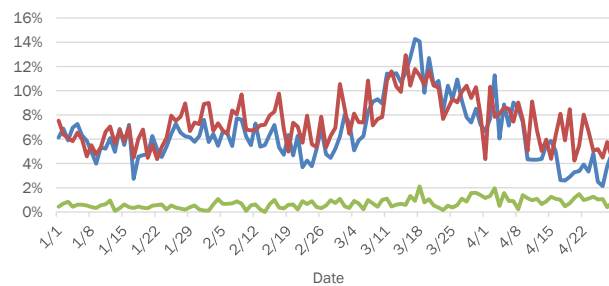


Emergency department (ED) chief complaint and admission data for Lee County

Daily percent of ED visits that result in cough-associated admissions



Daily percent of ED visits that mention cough, fever, or shortness of breath



The Electronic Surveillance System for the Early Notification of Community-Based Epidemics (ESSENCE-FL) includes chief complaint data from 214 of 215 Florida EDs. Data are transmitted electronically to ESSENCE-FL daily or hourly.

Coronavirus: summary for Leon County

Data verified as of Apr 29, 2020 at 10 AM

Data in this report are provisional and subject to change.

Confirmed cases

Total cases 214

Florida residents 201

Non-Florida residents 13

Gender for Florida residents

Men 92

Women 109

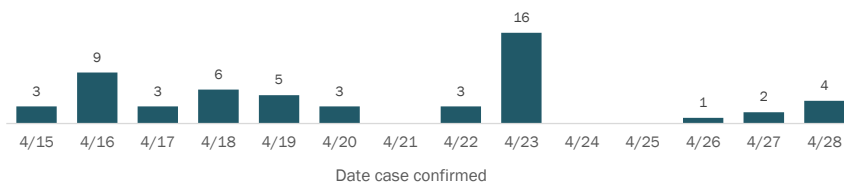
Unknown 0

Age for Florida residents

Range 2 - 86

Median age 43

Cases confirmed in Florida residents per day



Race, ethnicity

White	89	44%	16	55%	1	33%
Hispanic	9	4%	1	3%	0	0%
Non-Hispanic	79	39%	15	52%	1	33%
Unknown ethnicity	1	0%	0	0%	0	0%
Black	92	46%	11	38%	2	67%
Hispanic	3	1%	0	0%	0	0%
Non-Hispanic	88	44%	11	38%	2	67%
Unknown ethnicity	1	0%	0	0%	0	0%
Other	6	3%	0	0%	0	0%
Hispanic	1	0%	0	0%	0	0%
Non-Hispanic	4	2%	0	0%	0	0%
Unknown ethnicity	1	0%	0	0%	0	0%
Unknown race	14	7%	2	7%	0	0%
Hispanic	0	0%	0	0%	0	0%
Non-Hispanic	1	0%	0	0%	0	0%
Unknown ethnicity	13	6%	2	7%	0	0%

Outcomes for Florida residents

Leon

Hospitalizations 29 (14% of all cases)

Deaths 3 (1% of all cases)

Statewide

Hospitalizations 5,419 (17% of all cases)

Deaths 1,218 (4% of all cases)

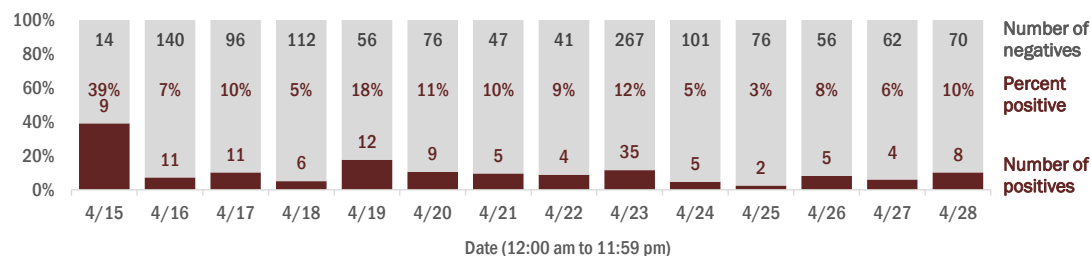
Hospitalization counts include anyone who was hospitalized at some point during their illness. It does not reflect the number of people currently hospitalized.

Other race includes any person with a race of American Indian/Alaskan native, Asian, native Hawaiian/Pacific Islander, or other.

Laboratory testing for Florida residents and non-Florida residents over the past 2 weeks

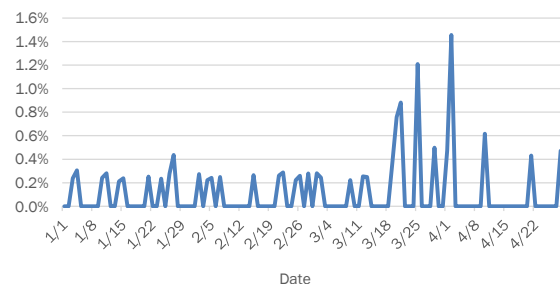
Number and percent of positive labs

These counts include the number of people for whom the department received laboratory results by day. People tested on multiple days will be included for each day a new result was received. A person is only counted once for each day they are tested, regardless of whether multiple specimens are tested or multiple results are received. If a person has a positive specimen and a negative specimen in the same day, only the positive result is counted.

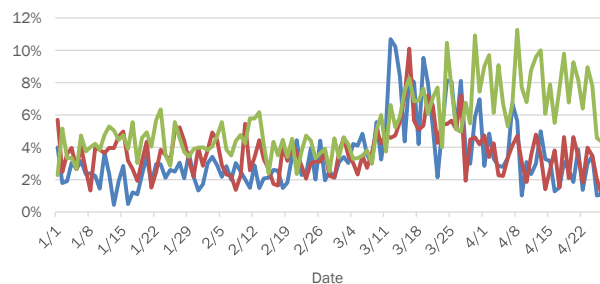


Emergency department (ED) chief complaint and admission data for Leon County

Daily percent of ED visits that result in **cough-associated admissions**



Daily percent of ED visits that mention **cough**, **fever**, or **shortness of breath**



The Electronic Surveillance System for the Early Notification of Community-Based Epidemics (ESSENCE-FL) includes chief complaint data from 214 of 215 Florida EDs. Data are transmitted electronically to ESSENCE-FL daily or hourly.

Coronavirus: summary for Levy County

Data verified as of Apr 29, 2020 at 10 AM

Data in this report are provisional and subject to change.

Confirmed cases

Total cases 18

Florida residents 18

Non-Florida residents 0

Gender for Florida residents

Men 4

Women 14

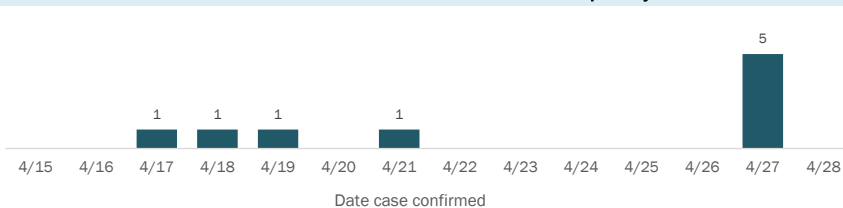
Unknown 0

Age for Florida residents

Range 16 - 99

Median age 53

Cases confirmed in Florida residents per day



Race, ethnicity

Cases 12 67%

White 1 6%

Hispanic 11 61%

Non-Hispanic 0 0%

Unknown ethnicity 0 0%

Cases 3 17%

Black 0 0%

Hispanic 3 17%

Non-Hispanic 0 0%

Unknown ethnicity 0 0%

Cases 1 6%

Other 1 6%

Hispanic 0 0%

Non-Hispanic 0 0%

Unknown ethnicity 0 0%

Cases 2 11%

Unknown race 0 0%

Hispanic 0 0%

Non-Hispanic 0 0%

Unknown ethnicity 2 11%

Total 18

Hospitalizations

1 50%

0 0%

1 50%

0 0%

0 0%

0 0%

0 0%

1 50%

1 50%

0 0%

0 0%

0 0%

0 0%

0 0%

0 0%

0 0%

0 0%

0 0%

0 0%

0 0%

0 0%

0 0%

0 0%

0 0%

0 0%

0 0%

0 0%

0 0%

0 0%

0 0%

0 0%

0 0%

0 0%

0 0%

0 0%

0 0%

0 0%

0 0%

0 0%

0 0%

0 0%

0 0%

0 0%

0 0%

0 0%

0 0%

0 0%

0 0%

0 0%

0 0%

0 0%

0 0%

0 0%

0 0%

0 0%

Deaths

0 N/A

0 N/A

0 N/A

0 N/A

0 N/A

0 N/A

0 N/A

0 N/A

0 N/A

0 N/A

0 N/A

0 N/A

0 N/A

0 N/A

0 N/A

0 N/A

0 N/A

0 N/A

0 N/A

0 N/A

0 N/A

0 N/A

0 N/A

0 N/A

0 N/A

0 N/A

0 N/A

0 N/A

0 N/A

0 N/A

0 N/A

0 N/A

0 N/A

0 N/A

0 N/A

0 N/A

0 N/A

0 N/A

0 N/A

0 N/A

0 N/A

0 N/A

0 N/A

0 N/A

0 N/A

0 N/A

0 N/A

0 N/A

0 N/A

0 N/A

0 N/A

0 N/A

0 N/A

0 N/A

0 N/A

Outcomes for Florida residents

Levy

Hospitalizations 2 (11% of all cases)

Deaths 0 (0% of all cases)

Statewide

Hospitalizations 5,419 (17% of all cases)

Deaths 1,218 (4% of all cases)

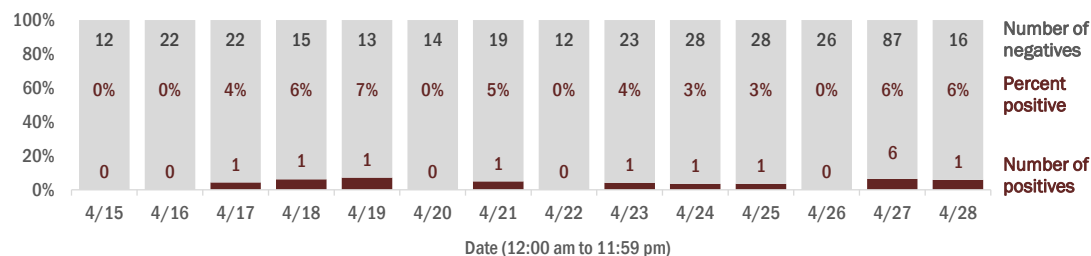
Hospitalization counts include anyone who was hospitalized at some point during their illness. It does not reflect the number of people currently hospitalized.

Other race includes any person with a race of American Indian/Alaskan native, Asian, native Hawaiian/Pacific Islander, or other.

Laboratory testing for Florida residents and non-Florida residents over the past 2 weeks

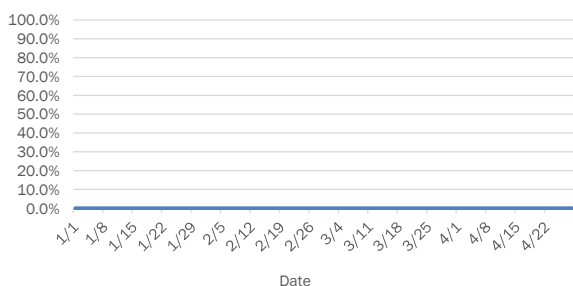
Number and percent of positive labs

These counts include the number of people for whom the department received laboratory results by day. People tested on multiple days will be included for each day a new result was received. A person is only counted once for each day they are tested, regardless of whether multiple specimens are tested or multiple results are received. If a person has a positive specimen and a negative specimen in the same day, only the positive result is counted.

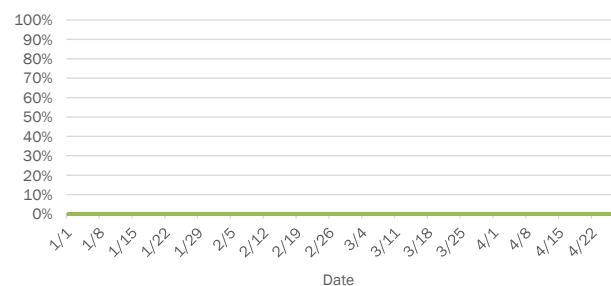


Emergency department (ED) chief complaint and admission data for Levy County

Daily percent of ED visits that result in **cough-associated admissions**



Daily percent of ED visits that mention **cough, fever, or shortness of breath**



The Electronic Surveillance System for the Early Notification of Community-Based Epidemics (ESSENCE-FL) includes chief complaint data from 214 of 215 Florida EDs. Data are transmitted electronically to ESSENCE-FL daily or hourly.

Coronavirus: summary for Liberty County

Data verified as of Apr 29, 2020 at 10 AM

Data in this report are provisional and subject to change.

Confirmed cases

Total cases 3

Florida residents 3

Non-Florida residents 0

Gender for Florida residents

Men 2

Women 1

Unknown 0

Age for Florida residents

Range 29 - 56

Median age 49

Cases confirmed in Florida residents per day

4/15 4/16 4/17 4/18 4/19 4/20 4/21 4/22 4/23 4/24 4/25 4/26 4/27 4/28

Race, ethnicity	Cases	Hospitalizations	Deaths
White	2	0	0
Hispanic	0	0	0
Non-Hispanic	2	0	0
Unknown ethnicity	0	0	0
Black	1	0	0
Hispanic	0	0	0
Non-Hispanic	1	0	0
Unknown ethnicity	0	0	0
Other	0	0	0
Hispanic	0	0	0
Non-Hispanic	0	0	0
Unknown ethnicity	0	0	0
Unknown race	0	0	0
Hispanic	0	0	0
Non-Hispanic	0	0	0
Unknown ethnicity	0	0	0
Total	3	0	0

Outcomes for Florida residents

Liberty

Hospitalizations 0 (0% of all cases)

Deaths 0 (0% of all cases)

Statewide

Hospitalizations 5,419 (17% of all cases)

Deaths 1,218 (4% of all cases)

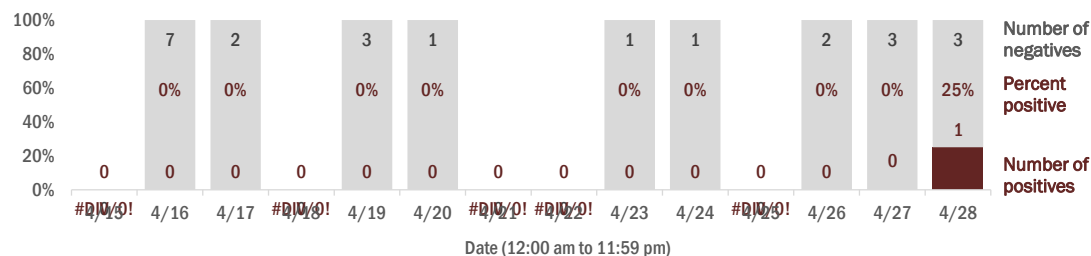
Hospitalization counts include anyone who was hospitalized at some point during their illness. It does not reflect the number of people currently hospitalized.

Other race includes any person with a race of American Indian/Alaskan native, Asian, native Hawaiian/Pacific Islander, or other.

Laboratory testing for Florida residents and non-Florida residents over the past 2 weeks

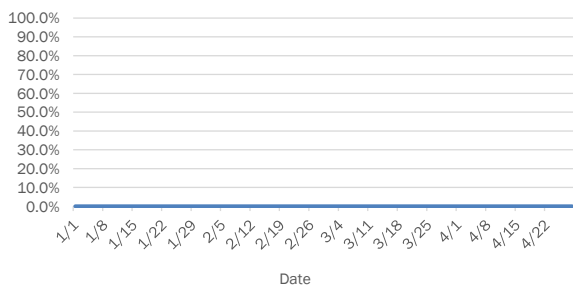
Number and percent of positive labs

These counts include the number of people for whom the department received laboratory results by day. People tested on multiple days will be included for each day a new result was received. A person is only counted once for each day they are tested, regardless of whether multiple specimens are tested or multiple results are received. If a person has a positive specimen and a negative specimen in the same day, only the positive result is counted.

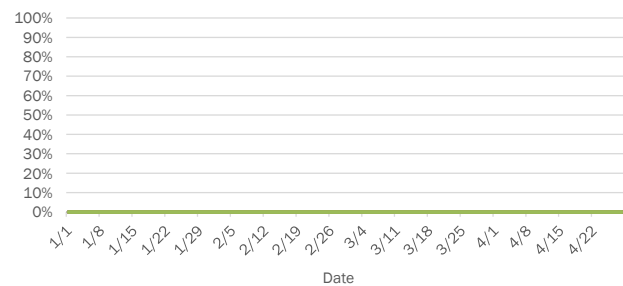


Emergency department (ED) chief complaint and admission data for Liberty County

Daily percent of ED visits that result in **cough-associated admissions**



Daily percent of ED visits that mention **cough, fever, or shortness of breath**



The Electronic Surveillance System for the Early Notification of Community-Based Epidemics (ESSENCE-FL) includes chief complaint data from 214 of 215 Florida EDs. Data are transmitted electronically to ESSENCE-FL daily or hourly.

Coronavirus: summary for Madison County

Data verified as of Apr 29, 2020 at 10 AM

Data in this report are provisional and subject to change.

Confirmed cases

Total cases 49

Florida residents 46

Non-Florida residents 3

Gender for Florida residents

Men 21

Women 25

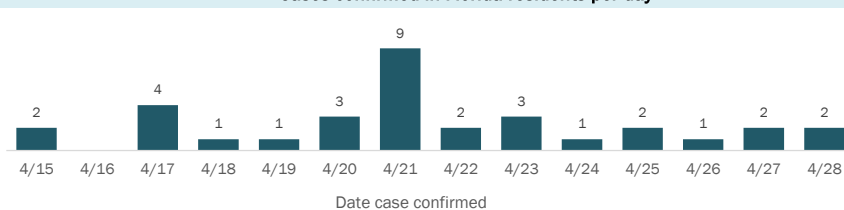
Unknown 0

Age for Florida residents

Range 0 - 98

Median age 57

Cases confirmed in Florida residents per day



Race, ethnicity	Cases	Hospitalizations	Deaths
White	11	24%	0
Hispanic	0	0%	0
Non-Hispanic	9	20%	0
Unknown ethnicity	2	4%	0
Black	28	61%	4
Hispanic	0	0%	0
Non-Hispanic	23	50%	4
Unknown ethnicity	5	11%	0
Other	2	4%	0
Hispanic	1	2%	0
Non-Hispanic	1	2%	0
Unknown ethnicity	0	0%	0
Unknown race	5	11%	0
Hispanic	0	0%	0
Non-Hispanic	0	0%	0
Unknown ethnicity	5	11%	0
Total	46	4	2

Outcomes for Florida residents

Madison

Hospitalizations 4 (9% of all cases)
Deaths 2 (4% of all cases)

Statewide

Hospitalizations 5,419 (17% of all cases)
Deaths 1,218 (4% of all cases)

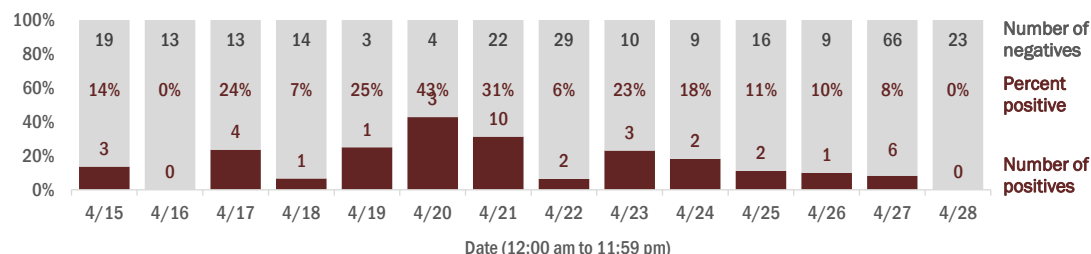
Hospitalization counts include anyone who was hospitalized at some point during their illness. It does not reflect the number of people currently hospitalized.

Other race includes any person with a race of American Indian/Alaskan native, Asian, native Hawaiian/Pacific Islander, or other.

Laboratory testing for Florida residents and non-Florida residents over the past 2 weeks

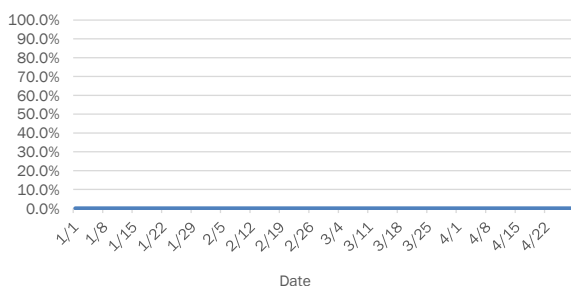
Number and percent of positive labs

These counts include the number of people for whom the department received laboratory results by day. People tested on multiple days will be included for each day a new result was received. A person is only counted once for each day they are tested, regardless of whether multiple specimens are tested or multiple results are received. If a person has a positive specimen and a negative specimen in the same day, only the positive result is counted.

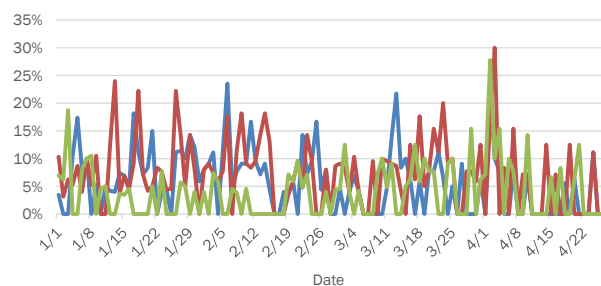


Emergency department (ED) chief complaint and admission data for Madison County

Daily percent of ED visits that result in cough-associated admissions



Daily percent of ED visits that mention cough, fever, or shortness of breath



The Electronic Surveillance System for the Early Notification of Community-Based Epidemics (ESSENCE-FL) includes chief complaint data from 214 of 215 Florida EDs. Data are transmitted electronically to ESSENCE-FL daily or hourly.

Coronavirus: summary for Manatee County

Data verified as of Apr 29, 2020 at 10 AM

Data in this report are provisional and subject to change.

Confirmed cases

Total cases 567

Florida residents 564

Non-Florida residents 3

Gender for Florida residents

Men 232

Women 331

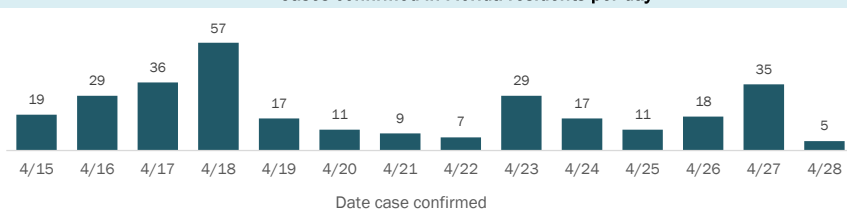
Unknown 1

Age for Florida residents

Range 2 - 98

Median age 57

Cases confirmed in Florida residents per day



Race, ethnicity	Cases	Hospitalizations	Deaths
White	375 <div><div></div></div> 66%	93 <div><div></div></div> 65%	37 <div><div></div></div> 76%
Hispanic	57 <div><div></div></div> 10%	2 <div><div></div></div> 1%	2 <div><div></div></div> 4%
Non-Hispanic	287 <div><div></div></div> 51%	80 <div><div></div></div> 56%	34 <div><div></div></div> 69%
Unknown ethnicity	31 <div><div></div></div> 5%	11 <div><div></div></div> 8%	1 <div><div></div></div> 2%
Black	94 <div><div></div></div> 17%	22 <div><div></div></div> 15%	6 <div><div></div></div> 12%
Hispanic	2 <div><div></div></div> 0%	0 <div><div></div></div> 0%	0 <div><div></div></div> 0%
Non-Hispanic	89 <div><div></div></div> 16%	22 <div><div></div></div> 15%	5 <div><div></div></div> 10%
Unknown ethnicity	3 <div><div></div></div> 1%	0 <div><div></div></div> 0%	1 <div><div></div></div> 2%
Other	45 <div><div></div></div> 8%	21 <div><div></div></div> 15%	4 <div><div></div></div> 8%
Hispanic	21 <div><div></div></div> 4%	11 <div><div></div></div> 8%	1 <div><div></div></div> 2%
Non-Hispanic	13 <div><div></div></div> 2%	2 <div><div></div></div> 1%	1 <div><div></div></div> 2%
Unknown ethnicity	11 <div><div></div></div> 2%	8 <div><div></div></div> 6%	2 <div><div></div></div> 4%
Unknown race	50 <div><div></div></div> 9%	6 <div><div></div></div> 4%	2 <div><div></div></div> 4%
Hispanic	1 <div><div></div></div> 0%	0 <div><div></div></div> 0%	0 <div><div></div></div> 0%
Non-Hispanic	1 <div><div></div></div> 0%	0 <div><div></div></div> 0%	0 <div><div></div></div> 0%
Unknown ethnicity	48 <div><div></div></div> 9%	6 <div><div></div></div> 4%	2 <div><div></div></div> 4%
Total	564	142	49

Outcomes for Florida residents

Manatee

Hospitalizations 142 (25% of all cases)
Deaths 49 (9% of all cases)

Statewide

Hospitalizations 5,419 (17% of all cases)
Deaths 1,218 (4% of all cases)

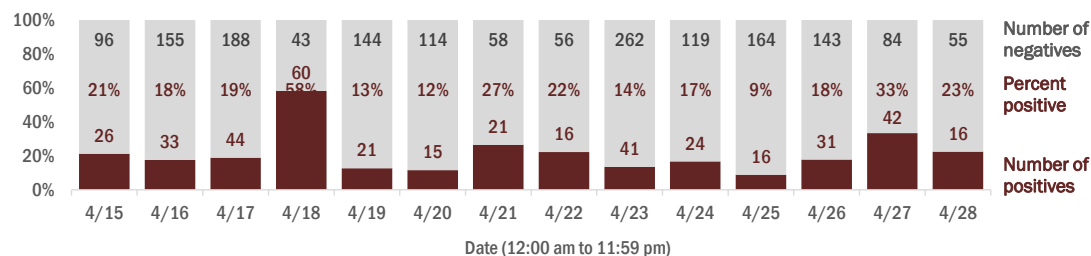
Hospitalization counts include anyone who was hospitalized at some point during their illness. It does not reflect the number of people currently hospitalized.

Other race includes any person with a race of American Indian/Alaskan native, Asian, native Hawaiian/Pacific Islander, or other.

Laboratory testing for Florida residents and non-Florida residents over the past 2 weeks

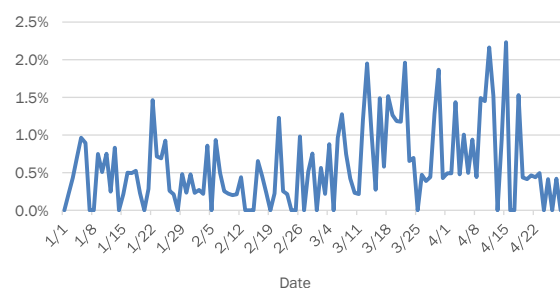
Number and percent of positive labs

These counts include the number of people for whom the department received laboratory results by day. People tested on multiple days will be included for each day a new result was received. A person is only counted once for each day they are tested, regardless of whether multiple specimens are tested or multiple results are received. If a person has a positive specimen and a negative specimen in the same day, only the positive result is counted.

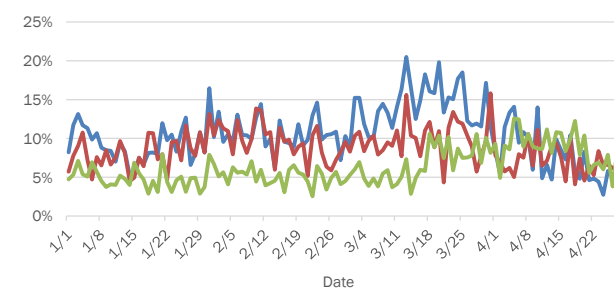


Emergency department (ED) chief complaint and admission data for Manatee County

Daily percent of ED visits that result in cough-associated admissions



Daily percent of ED visits that mention cough, fever, or shortness of breath



The Electronic Surveillance System for the Early Notification of Community-Based Epidemics (ESSENCE-FL) includes chief complaint data from 214 of 215 Florida EDs. Data are transmitted electronically to ESSENCE-FL daily or hourly.

Coronavirus: summary for Marion County

Data verified as of Apr 29, 2020 at 10 AM

Data in this report are provisional and subject to change.

Confirmed cases

Total cases 165

Florida residents 162

Non-Florida residents 3

Gender for Florida residents

Men 71

Women 91

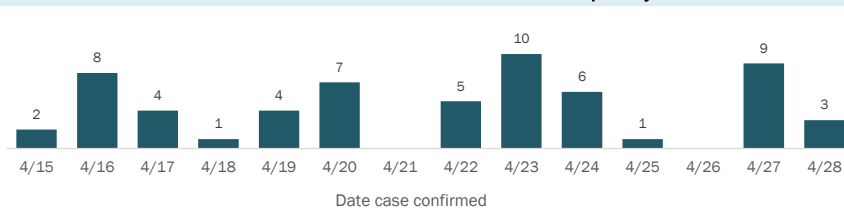
Unknown 0

Age for Florida residents

Range 2 - 96

Median age 51

Cases confirmed in Florida residents per day



Race, ethnicity	Cases	Hospitalizations	Deaths
White	122	16	4
Hispanic	24	2	2
Non-Hispanic	98	14	2
Unknown ethnicity	0	0	0
Black	24	6	0
Hispanic	1	0	0
Non-Hispanic	23	6	0
Unknown ethnicity	0	0	0
Other	12	3	0
Hispanic	1	0	0
Non-Hispanic	11	3	0
Unknown ethnicity	0	0	0
Unknown race	4	1	0
Hispanic	0	0	0
Non-Hispanic	0	0	0
Unknown ethnicity	4	1	0
Total	162	26	4

Outcomes for Florida residents

Marion

Hospitalizations 26 (16% of all cases)
Deaths 4 (2% of all cases)

Statewide

Hospitalizations 5,419 (17% of all cases)
Deaths 1,218 (4% of all cases)

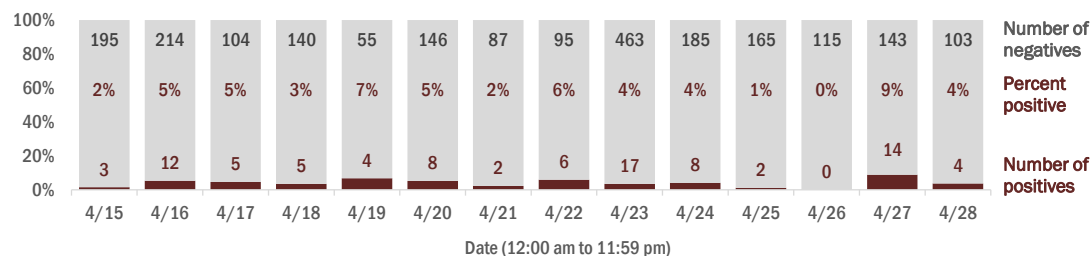
Hospitalization counts include anyone who was hospitalized at some point during their illness. It does not reflect the number of people currently hospitalized.

Other race includes any person with a race of American Indian/Alaskan native, Asian, native Hawaiian/Pacific Islander, or other.

Laboratory testing for Florida residents and non-Florida residents over the past 2 weeks

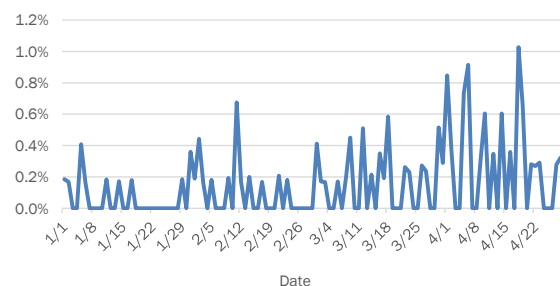
Number and percent of positive labs

These counts include the number of people for whom the department received laboratory results by day. People tested on multiple days will be included for each day a new result was received. A person is only counted once for each day they are tested, regardless of whether multiple specimens are tested or multiple results are received. If a person has a positive specimen and a negative specimen in the same day, only the positive result is counted.

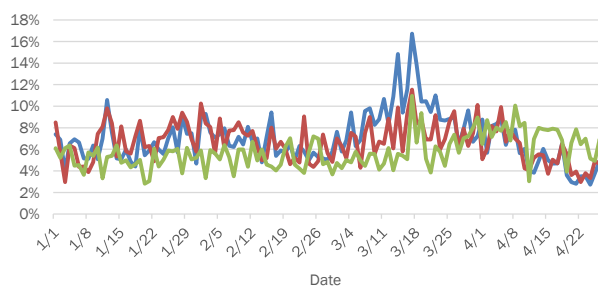


Emergency department (ED) chief complaint and admission data for Marion County

Daily percent of ED visits that result in cough-associated admissions



Daily percent of ED visits that mention cough, fever, or shortness of breath



The Electronic Surveillance System for the Early Notification of Community-Based Epidemics (ESSENCE-FL) includes chief complaint data from 214 of 215 Florida EDs. Data are transmitted electronically to ESSENCE-FL daily or hourly.

Coronavirus: summary for Martin County

Data verified as of Apr 29, 2020 at 10 AM

Data in this report are provisional and subject to change.

Confirmed cases

Total cases 186

Florida residents 176

Non-Florida residents 10

Gender for Florida residents

Men 102

Women 74

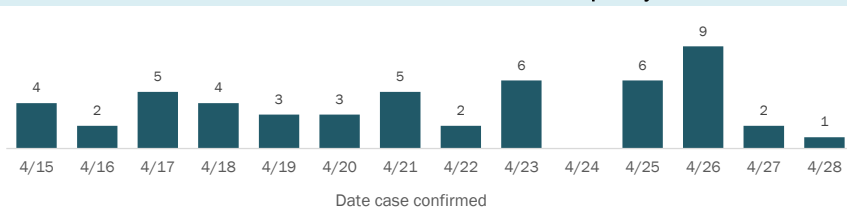
Unknown 0

Age for Florida residents

Range 3 - 92

Median age 56

Cases confirmed in Florida residents per day



Race, ethnicity	Cases	Hospitalizations	Deaths
White	113	31	5
Hispanic	14	3	0
Non-Hispanic	97	28	5
Unknown ethnicity	2	0	0
Black	5	2	0
Hispanic	0	0	0
Non-Hispanic	5	2	0
Unknown ethnicity	0	0	0
Other	28	3	0
Hispanic	27	3	0
Non-Hispanic	1	0	0
Unknown ethnicity	0	0	0
Unknown race	30	3	0
Hispanic	3	1	0
Non-Hispanic	0	0	0
Unknown ethnicity	27	2	0
Total	176	39	5

Outcomes for Florida residents

Martin

Hospitalizations 39 (22% of all cases)
Deaths 5 (3% of all cases)

Statewide

Hospitalizations 5,419 (17% of all cases)
Deaths 1,218 (4% of all cases)

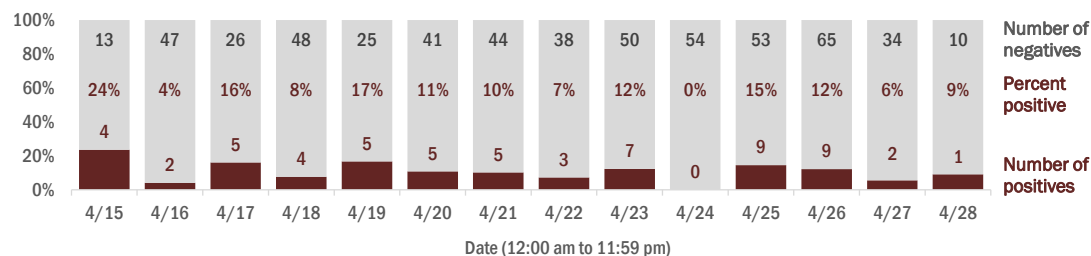
Hospitalization counts include anyone who was hospitalized at some point during their illness. It does not reflect the number of people currently hospitalized.

Other race includes any person with a race of American Indian/Alaskan native, Asian, native Hawaiian/Pacific Islander, or other.

Laboratory testing for Florida residents and non-Florida residents over the past 2 weeks

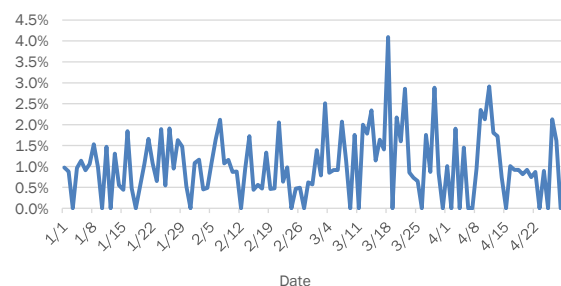
Number and percent of positive labs

These counts include the number of people for whom the department received laboratory results by day. People tested on multiple days will be included for each day a new result was received. A person is only counted once for each day they are tested, regardless of whether multiple specimens are tested or multiple results are received. If a person has a positive specimen and a negative specimen in the same day, only the positive result is counted.

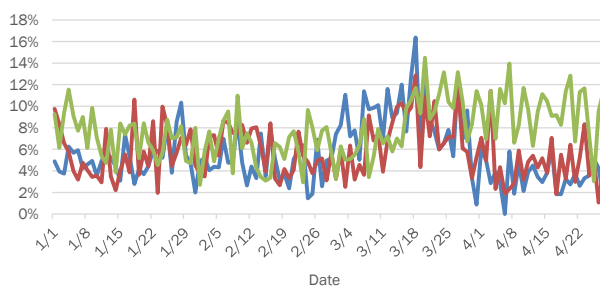


Emergency department (ED) chief complaint and admission data for Martin County

Daily percent of ED visits that result in cough-associated admissions



Daily percent of ED visits that mention cough, fever, or shortness of breath



The Electronic Surveillance System for the Early Notification of Community-Based Epidemics (ESSENCE-FL) includes chief complaint data from 214 of 215 Florida EDs. Data are transmitted electronically to ESSENCE-FL daily or hourly.

Coronavirus: summary for Monroe County

Data verified as of Apr 29, 2020 at 10 AM

Data in this report are provisional and subject to change.

Confirmed cases

Total cases 78

Florida residents 70

Non-Florida residents 8

Gender for Florida residents

Men 37

Women 33

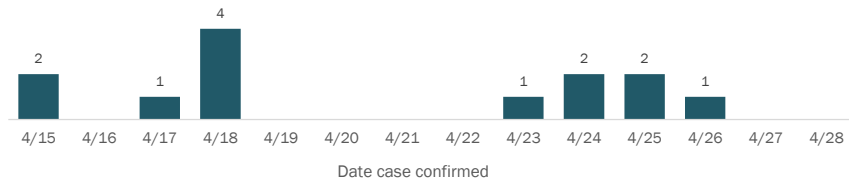
Unknown 0

Age for Florida residents

Range 6 - 80

Median age 49

Cases confirmed in Florida residents per day



Race, ethnicity

	Cases	Hospitalizations	Deaths
White	55	79%	7
Hispanic	17	24%	1
Non-Hispanic	38	54%	6
Unknown ethnicity	0	0%	0
Black	5	7%	2
Hispanic	0	0%	0
Non-Hispanic	5	7%	2
Unknown ethnicity	0	0%	0
Other	0	0%	0
Hispanic	0	0%	0
Non-Hispanic	0	0%	0
Unknown ethnicity	0	0%	0
Unknown race	10	14%	0
Hispanic	0	0%	0
Non-Hispanic	0	0%	0
Unknown ethnicity	10	14%	0
Total	70	9	3

Outcomes for Florida residents

Monroe

Hospitalizations	9	(13% of all cases)
Deaths	3	(4% of all cases)

Statewide

Hospitalizations	5,419	(17% of all cases)
Deaths	1,218	(4% of all cases)

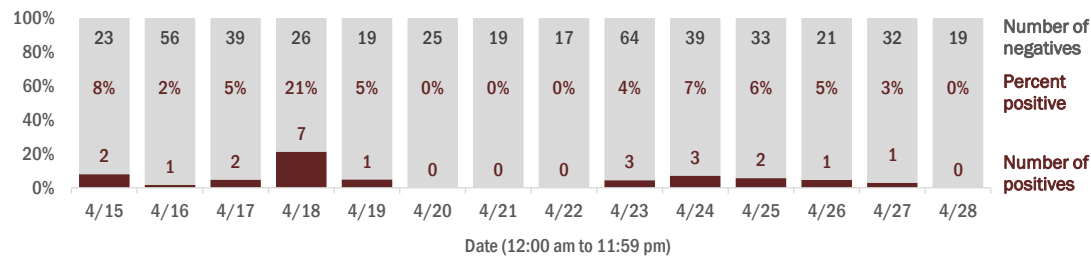
Hospitalization counts include anyone who was hospitalized at some point during their illness. It does not reflect the number of people currently hospitalized.

Other race includes any person with a race of American Indian/Alaskan native, Asian, native Hawaiian/Pacific Islander, or other.

Laboratory testing for Florida residents and non-Florida residents over the past 2 weeks

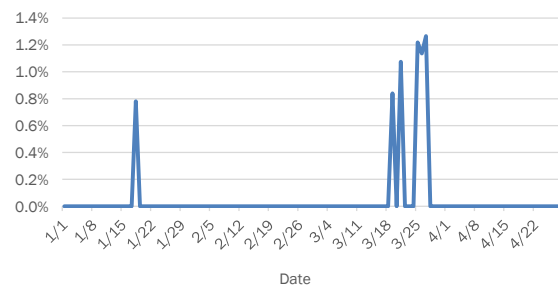
Number and percent of positive labs

These counts include the number of people for whom the department received laboratory results by day. People tested on multiple days will be included for each day a new result was received. A person is only counted once for each day they are tested, regardless of whether multiple specimens are tested or multiple results are received. If a person has a positive specimen and a negative specimen in the same day, only the positive result is counted.

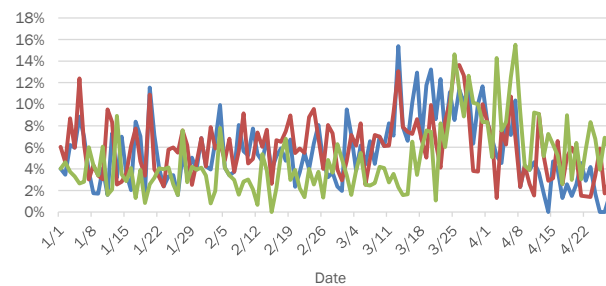


Emergency department (ED) chief complaint and admission data for Monroe County

Daily percent of ED visits that result in cough-associated admissions



Daily percent of ED visits that mention cough, fever, or shortness of breath



The Electronic Surveillance System for the Early Notification of Community-Based Epidemics (ESSENCE-FL) includes chief complaint data from 214 of 215 Florida EDs. Data are transmitted electronically to ESSENCE-FL daily or hourly.

Coronavirus: summary for Nassau County

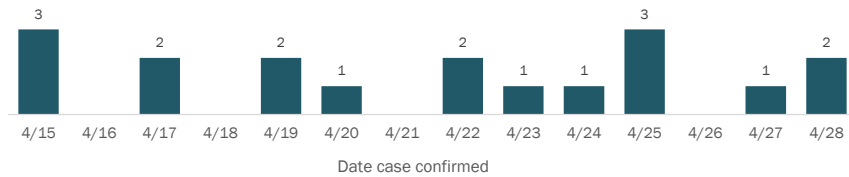
Data verified as of Apr 29, 2020 at 10 AM

Data in this report are provisional and subject to change.

Confirmed cases

Total cases	56
Florida residents	54
Non-Florida residents	2
Gender for Florida residents	
Men	22
Women	32
Unknown	0
Age for Florida residents	
Range	15 - 89
Median age	50

Cases confirmed in Florida residents per day



Race, ethnicity	Cases	Hospitalizations	Deaths
White	41	7	0
Hispanic	0	0	0
Non-Hispanic	41	7	0
Unknown ethnicity	0	0	0
Black	6	4	0
Hispanic	0	0	0
Non-Hispanic	6	4	0
Unknown ethnicity	0	0	0
Other	2	1	0
Hispanic	1	0	0
Non-Hispanic	1	1	0
Unknown ethnicity	0	0	0
Unknown race	5	0	0
Hispanic	0	0	0
Non-Hispanic	1	0	0
Unknown ethnicity	4	0	0
Total	54	12	0

Outcomes for Florida residents

Nassau		
Hospitalizations	12	(22% of all cases)
Deaths	0	(0% of all cases)
Statewide		
Hospitalizations	5,419	(17% of all cases)
Deaths	1,218	(4% of all cases)

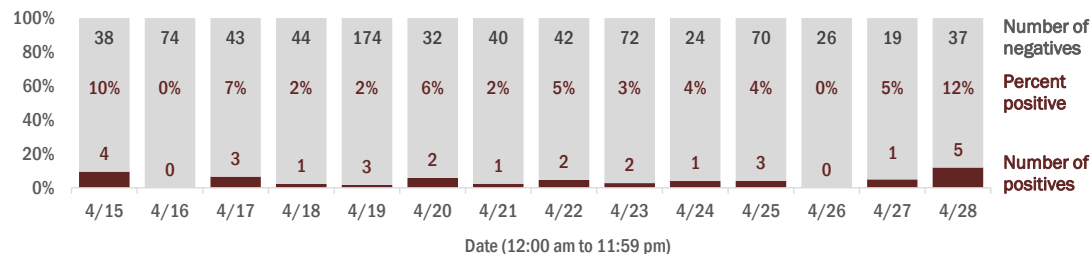
Hospitalization counts include anyone who was hospitalized at some point during their illness. It does not reflect the number of people currently hospitalized.

Other race includes any person with a race of American Indian/Alaskan native, Asian, native Hawaiian/Pacific Islander, or other.

Laboratory testing for Florida residents and non-Florida residents over the past 2 weeks

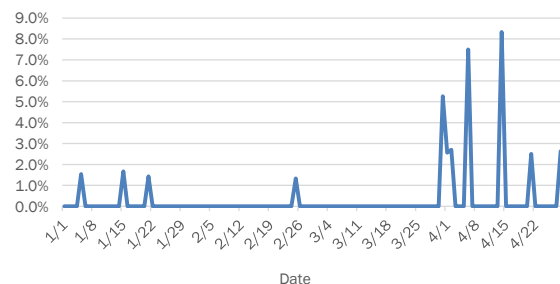
Number and percent of positive labs

These counts include the number of people for whom the department received laboratory results by day. People tested on multiple days will be included for each day a new result was received. A person is only counted once for each day they are tested, regardless of whether multiple specimens are tested or multiple results are received. If a person has a positive specimen and a negative specimen in the same day, only the positive result is counted.

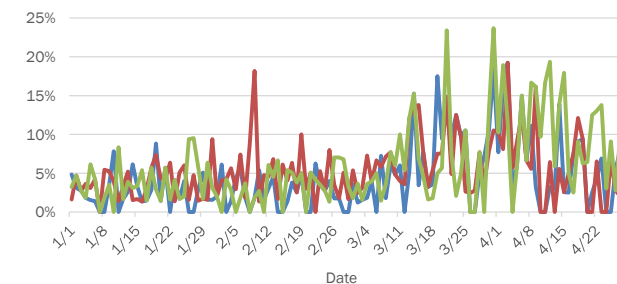


Emergency department (ED) chief complaint and admission data for Nassau County

Daily percent of ED visits that result in cough-associated admissions



Daily percent of ED visits that mention cough, fever, or shortness of breath



The Electronic Surveillance System for the Early Notification of Community-Based Epidemics (ESSENCE-FL) includes chief complaint data from 214 of 215 Florida EDs. Data are transmitted electronically to ESSENCE-FL daily or hourly.

Coronavirus: summary for Okaloosa County

Data verified as of Apr 29, 2020 at 10 AM

Data in this report are provisional and subject to change.

Confirmed cases

Total cases 153

Florida residents 146

Non-Florida residents 7

Gender for Florida residents

Men 68

Women 78

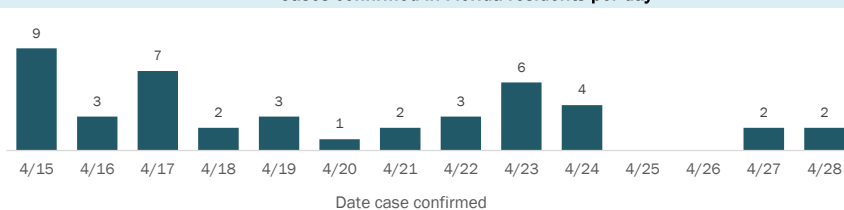
Unknown 0

Age for Florida residents

Range 0 - 96

Median age 59

Cases confirmed in Florida residents per day



Race, ethnicity

White	111	76%	13	54%	3	100%
Hispanic	18	12%	2	8%	0	0%
Non-Hispanic	91	62%	11	46%	3	100%
Unknown ethnicity	2	1%	0	0%	0	0%
Black	21	14%	9	38%	0	0%
Hispanic	0	0%	0	0%	0	0%
Non-Hispanic	21	14%	9	38%	0	0%
Unknown ethnicity	0	0%	0	0%	0	0%
Other	14	10%	2	8%	0	0%
Hispanic	1	1%	0	0%	0	0%
Non-Hispanic	13	9%	2	8%	0	0%
Unknown ethnicity	0	0%	0	0%	0	0%
Unknown race	0	0%	0	0%	0	0%
Hispanic	0	0%	0	0%	0	0%
Non-Hispanic	0	0%	0	0%	0	0%
Unknown ethnicity	0	0%	0	0%	0	0%

Outcomes for Florida residents

Okaloosa		
Hospitalizations	24	(16% of all cases)
Deaths	3	(2% of all cases)
Statewide		
Hospitalizations	5,419	(17% of all cases)
Deaths	1,218	(4% of all cases)

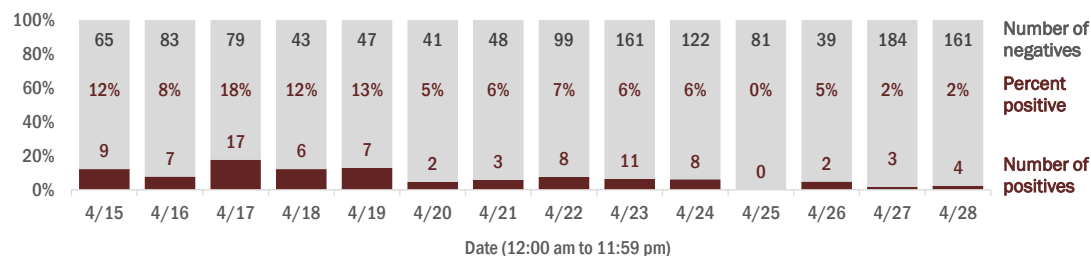
Hospitalization counts include anyone who was hospitalized at some point during their illness. It does not reflect the number of people currently hospitalized.

Other race includes any person with a race of American Indian/Alaskan native, Asian, native Hawaiian/Pacific Islander, or other.

Laboratory testing for Florida residents and non-Florida residents over the past 2 weeks

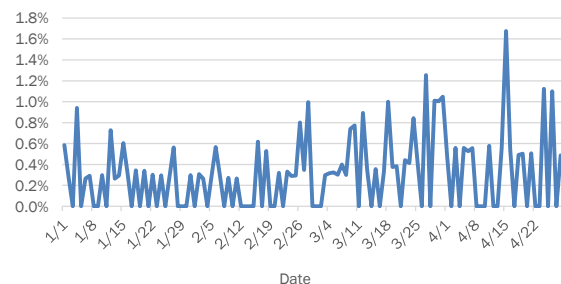
Number and percent of positive labs

These counts include the number of people for whom the department received laboratory results by day. People tested on multiple days will be included for each day a new result was received. A person is only counted once for each day they are tested, regardless of whether multiple specimens are tested or multiple results are received. If a person has a positive specimen and a negative specimen in the same day, only the positive result is counted.

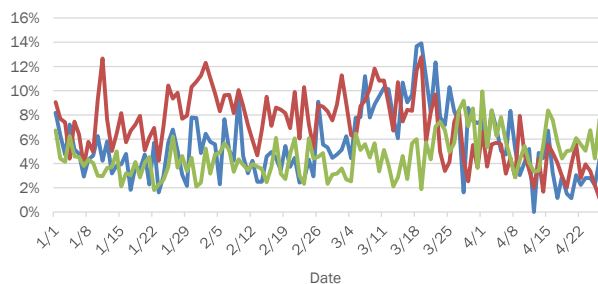


Emergency department (ED) chief complaint and admission data for Okaloosa County

Daily percent of ED visits that result in **cough-associated admissions**



Daily percent of ED visits that mention **cough**, **fever**, or **shortness of breath**



The Electronic Surveillance System for the Early Notification of Community-Based Epidemics (ESSENCE-FL) includes chief complaint data from 214 of 215 Florida EDs. Data are transmitted electronically to ESSENCE-FL daily or hourly.

Coronavirus: summary for Okeechobee County

Data verified as of Apr 29, 2020 at 10 AM

Data in this report are provisional and subject to change.

Confirmed cases

Total cases 10

Florida residents 9

Non-Florida residents 1

Gender for Florida residents

Men 1

Women 8

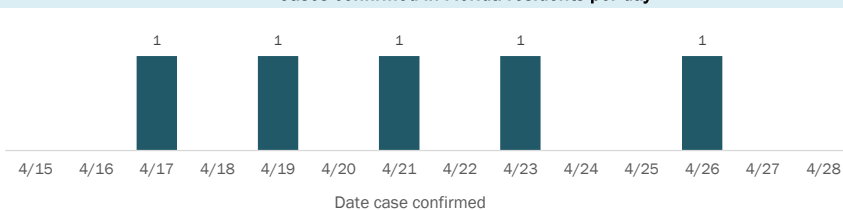
Unknown 0

Age for Florida residents

Range 33 - 76

Median age 52

Cases confirmed in Florida residents per day



Race, ethnicity	Cases	Hospitalizations	Deaths
White	8	4	0
Hispanic	0	0	0
Non-Hispanic	8	4	0
Unknown ethnicity	0	0	0
Black	0	0	0
Hispanic	0	0	0
Non-Hispanic	0	0	0
Unknown ethnicity	0	0	0
Other	0	0	0
Hispanic	0	0	0
Non-Hispanic	0	0	0
Unknown ethnicity	0	0	0
Unknown race	1	0	0
Hispanic	0	0	0
Non-Hispanic	0	0	0
Unknown ethnicity	1	0	0
Total	9	4	0

Outcomes for Florida residents

Okeechobee

Hospitalizations 4 (44% of all cases)

Deaths 0 (0% of all cases)

Statewide

Hospitalizations 5,419 (17% of all cases)

Deaths 1,218 (4% of all cases)

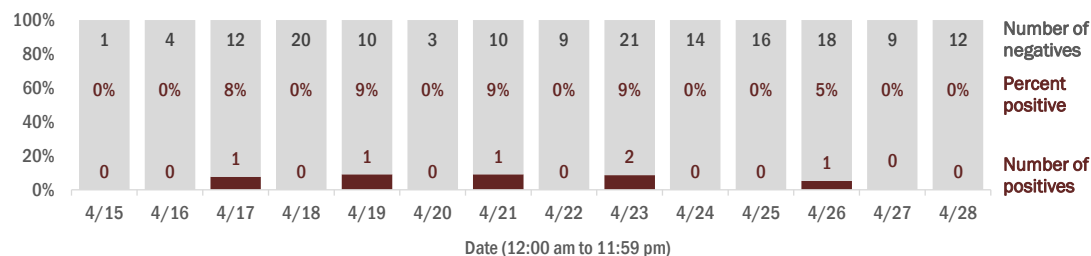
Hospitalization counts include anyone who was hospitalized at some point during their illness. It does not reflect the number of people currently hospitalized.

Other race includes any person with a race of American Indian/Alaskan native, Asian, native Hawaiian/Pacific Islander, or other.

Laboratory testing for Florida residents and non-Florida residents over the past 2 weeks

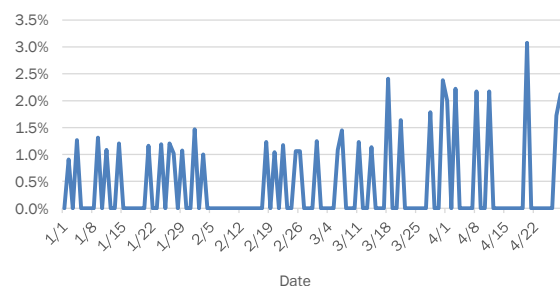
Number and percent of positive labs

These counts include the number of people for whom the department received laboratory results by day. People tested on multiple days will be included for each day a new result was received. A person is only counted once for each day they are tested, regardless of whether multiple specimens are tested or multiple results are received. If a person has a positive specimen and a negative specimen in the same day, only the positive result is counted.

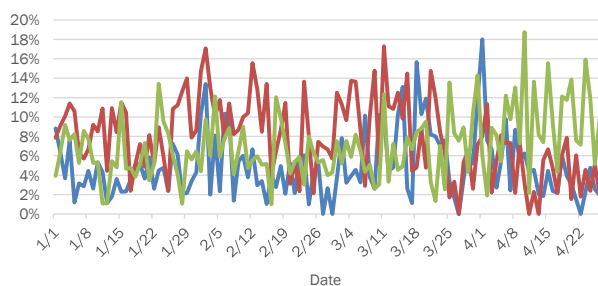


Emergency department (ED) chief complaint and admission data for Okeechobee County

Daily percent of ED visits that result in cough-associated admissions



Daily percent of ED visits that mention cough, fever, or shortness of breath



The Electronic Surveillance System for the Early Notification of Community-Based Epidemics (ESSENCE-FL) includes chief complaint data from 214 of 215 Florida EDs. Data are transmitted electronically to ESSENCE-FL daily or hourly.

Coronavirus: summary for Orange County

Data verified as of Apr 29, 2020 at 10 AM

Data in this report are provisional and subject to change.

Confirmed cases

Total cases 1,371

Florida residents 1,306

Non-Florida residents 65

Gender for Florida residents

Men 674

Women 631

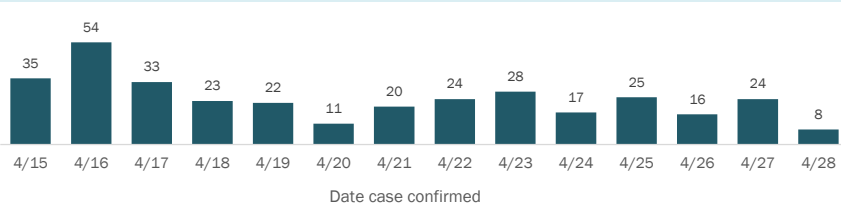
Unknown 1

Age for Florida residents

Range 0 - 101

Median age 45

Cases confirmed in Florida residents per day



Race, ethnicity	Cases	Hospitalizations	Deaths
White	623 <div><div></div></div> 48%	110 <div><div></div></div> 46%	15 <div><div></div></div> 45%
Hispanic	250 <div><div></div></div> 19%	41 <div><div></div></div> 17%	7 <div><div></div></div> 21%
Non-Hispanic	281 <div><div></div></div> 22%	53 <div><div></div></div> 22%	8 <div><div></div></div> 24%
Unknown ethnicity	92 <div><div></div></div> 7%	16 <div><div></div></div> 7%	0 <div><div></div></div> 0%
Black	174 <div><div></div></div> 13%	37 <div><div></div></div> 15%	8 <div><div></div></div> 24%
Hispanic	14 <div><div></div></div> 1%	1 <div><div></div></div> 0%	0 <div><div></div></div> 0%
Non-Hispanic	140 <div><div></div></div> 11%	34 <div><div></div></div> 14%	7 <div><div></div></div> 21%
Unknown ethnicity	20 <div><div></div></div> 2%	2 <div><div></div></div> 1%	1 <div><div></div></div> 3%
Other	389 <div><div></div></div> 30%	85 <div><div></div></div> 35%	9 <div><div></div></div> 27%
Hispanic	198 <div><div></div></div> 15%	48 <div><div></div></div> 20%	5 <div><div></div></div> 15%
Non-Hispanic	84 <div><div></div></div> 6%	25 <div><div></div></div> 10%	4 <div><div></div></div> 12%
Unknown ethnicity	107 <div><div></div></div> 8%	12 <div><div></div></div> 5%	0 <div><div></div></div> 0%
Unknown race	120 <div><div></div></div> 9%	8 <div><div></div></div> 3%	1 <div><div></div></div> 3%
Hispanic	5 <div><div></div></div> 0%	0 <div><div></div></div> 0%	0 <div><div></div></div> 0%
Non-Hispanic	3 <div><div></div></div> 0%	1 <div><div></div></div> 0%	0 <div><div></div></div> 0%
Unknown ethnicity	112 <div><div></div></div> 9%	7 <div><div></div></div> 3%	1 <div><div></div></div> 3%
Total	1,306	241	33

Outcomes for Florida residents

Orange

Hospitalizations 241 (18% of all cases)

Deaths 33 (3% of all cases)

Statewide

Hospitalizations 5,419 (17% of all cases)

Deaths 1,218 (4% of all cases)

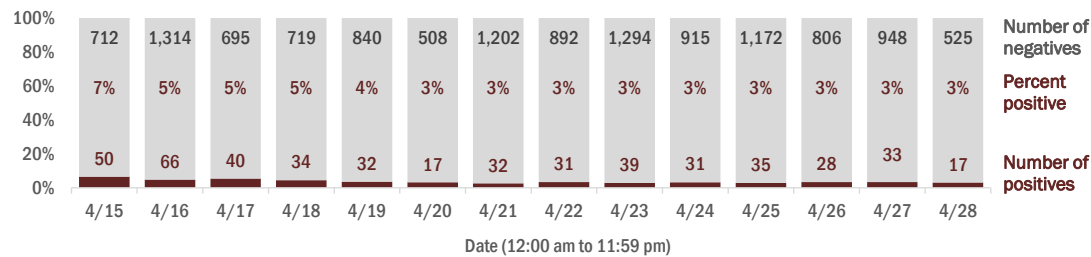
Hospitalization counts include anyone who was hospitalized at some point during their illness. It does not reflect the number of people currently hospitalized.

Other race includes any person with a race of American Indian/Alaskan native, Asian, native Hawaiian/Pacific Islander, or other.

Laboratory testing for Florida residents and non-Florida residents over the past 2 weeks

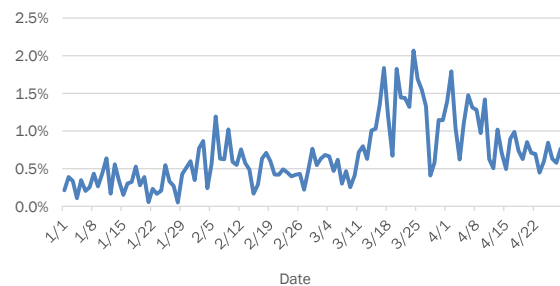
Number and percent of positive labs

These counts include the number of people for whom the department received laboratory results by day. People tested on multiple days will be included for each day a new result was received. A person is only counted once for each day they are tested, regardless of whether multiple specimens are tested or multiple results are received. If a person has a positive specimen and a negative specimen in the same day, only the positive result is counted.

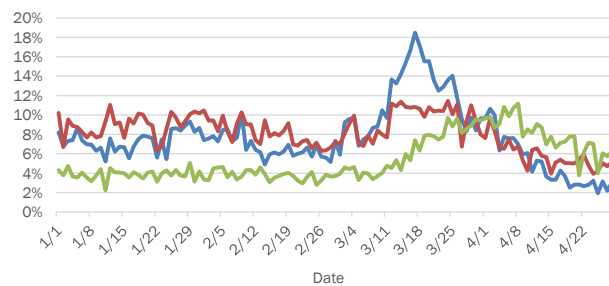


Emergency department (ED) chief complaint and admission data for Orange County

Daily percent of ED visits that result in cough-associated admissions



Daily percent of ED visits that mention cough, fever, or shortness of breath



The Electronic Surveillance System for the Early Notification of Community-Based Epidemics (ESSENCE-FL) includes chief complaint data from 214 of 215 Florida EDs. Data are transmitted electronically to ESSENCE-FL daily or hourly.

Coronavirus: summary for Osceola County

Data verified as of Apr 29, 2020 at 10 AM

Data in this report are provisional and subject to change.

Confirmed cases

Total cases 479

Florida residents 468

Non-Florida residents 11

Gender for Florida residents

Men 229

Women 239

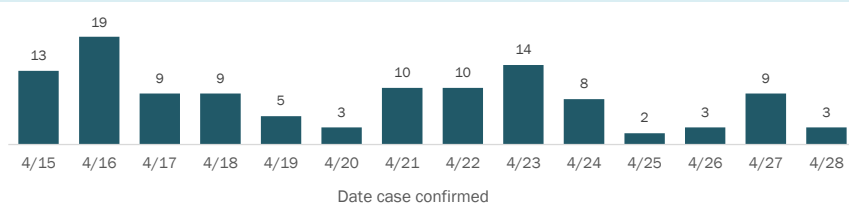
Unknown 0

Age for Florida residents

Range 0 - 102

Median age 50

Cases confirmed in Florida residents per day



Race, ethnicity	Cases	Hospitalizations	Deaths
White	231 <div><div></div></div> 49%	60 <div><div></div></div> 48%	4 <div><div></div></div> 57%
Hispanic	137 <div><div></div></div> 29%	34 <div><div></div></div> 27%	0 <div><div></div></div> 0%
Non-Hispanic	73 <div><div></div></div> 16%	18 <div><div></div></div> 14%	3 <div><div></div></div> 43%
Unknown ethnicity	21 <div><div></div></div> 4%	8 <div><div></div></div> 6%	1 <div><div></div></div> 14%
Black	39 <div><div></div></div> 8%	9 <div><div></div></div> 7%	0 <div><div></div></div> 0%
Hispanic	7 <div><div></div></div> 1%	0 <div><div></div></div> 0%	0 <div><div></div></div> 0%
Non-Hispanic	29 <div><div></div></div> 6%	8 <div><div></div></div> 6%	0 <div><div></div></div> 0%
Unknown ethnicity	3 <div><div></div></div> 1%	1 <div><div></div></div> 1%	0 <div><div></div></div> 0%
Other	190 <div><div></div></div> 41%	54 <div><div></div></div> 43%	2 <div><div></div></div> 29%
Hispanic	126 <div><div></div></div> 27%	39 <div><div></div></div> 31%	2 <div><div></div></div> 29%
Non-Hispanic	42 <div><div></div></div> 9%	9 <div><div></div></div> 7%	0 <div><div></div></div> 0%
Unknown ethnicity	22 <div><div></div></div> 5%	6 <div><div></div></div> 5%	0 <div><div></div></div> 0%
Unknown race	8 <div><div></div></div> 2%	3 <div><div></div></div> 2%	1 <div><div></div></div> 14%
Hispanic	0 <div><div></div></div> 0%	0 <div><div></div></div> 0%	0 <div><div></div></div> 0%
Non-Hispanic	1 <div><div></div></div> 0%	1 <div><div></div></div> 1%	0 <div><div></div></div> 0%
Unknown ethnicity	7 <div><div></div></div> 1%	2 <div><div></div></div> 2%	1 <div><div></div></div> 14%
Total	468	126	7

Outcomes for Florida residents

Osceola

Hospitalizations 126 (27% of all cases)

Deaths 7 (1% of all cases)

Statewide

Hospitalizations 5,419 (17% of all cases)

Deaths 1,218 (4% of all cases)

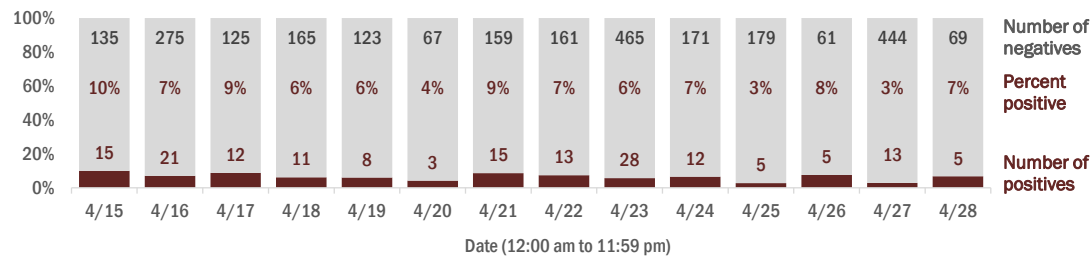
Hospitalization counts include anyone who was hospitalized at some point during their illness. It does not reflect the number of people currently hospitalized.

Other race includes any person with a race of American Indian/Alaskan native, Asian, native Hawaiian/Pacific Islander, or other.

Laboratory testing for Florida residents and non-Florida residents over the past 2 weeks

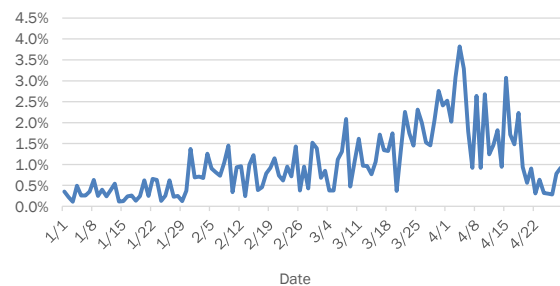
Number and percent of positive labs

These counts include the number of people for whom the department received laboratory results by day. People tested on multiple days will be included for each day a new result was received. A person is only counted once for each day they are tested, regardless of whether multiple specimens are tested or multiple results are received. If a person has a positive specimen and a negative specimen in the same day, only the positive result is counted.

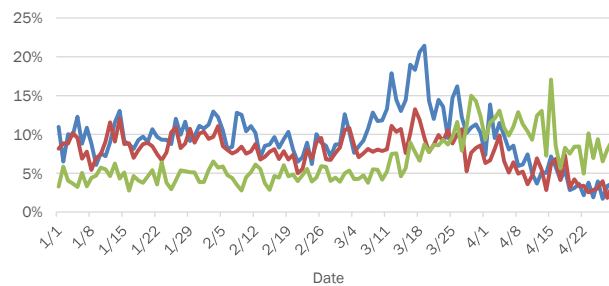


Emergency department (ED) chief complaint and admission data for Osceola County

Daily percent of ED visits that result in **cough-associated admissions**



Daily percent of ED visits that mention **cough**, **fever**, or **shortness of breath**



The Electronic Surveillance System for the Early Notification of Community-Based Epidemics (ESSENCE-FL) includes chief complaint data from 214 of 215 Florida EDs. Data are transmitted electronically to ESSENCE-FL daily or hourly.

Coronavirus: summary for Palm Beach County

Data verified as of Apr 29, 2020 at 10 AM

Data in this report are provisional and subject to change.

Confirmed cases

Total cases 2,911

Florida residents 2,852

Non-Florida residents 59

Gender for Florida residents

Men 1,433

Women 1,418

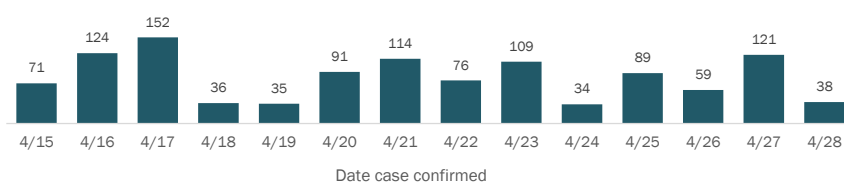
Unknown 1

Age for Florida residents

Range 0 - 104

Median age 55

Cases confirmed in Florida residents per day



Race, ethnicity	Cases	Hospitalizations	Deaths
White	1,022	36%	268
Hispanic	203	7%	26
Non-Hispanic	726	25%	232
Unknown ethnicity	93	3%	10
Black	369	13%	83
Hispanic	10	0%	2
Non-Hispanic	331	12%	72
Unknown ethnicity	28	1%	9
Other	204	7%	43
Hispanic	130	5%	30
Non-Hispanic	59	2%	8
Unknown ethnicity	15	1%	5
Unknown race	1,257	44%	22
Hispanic	14	0%	2
Non-Hispanic	5	0%	0
Unknown ethnicity	1,238	43%	20
Total	2,852	416	178

Outcomes for Florida residents

Palm Beach

Hospitalizations 416 (15% of all cases)
Deaths 178 (6% of all cases)

Statewide

Hospitalizations 5,419 (17% of all cases)
Deaths 1,218 (4% of all cases)

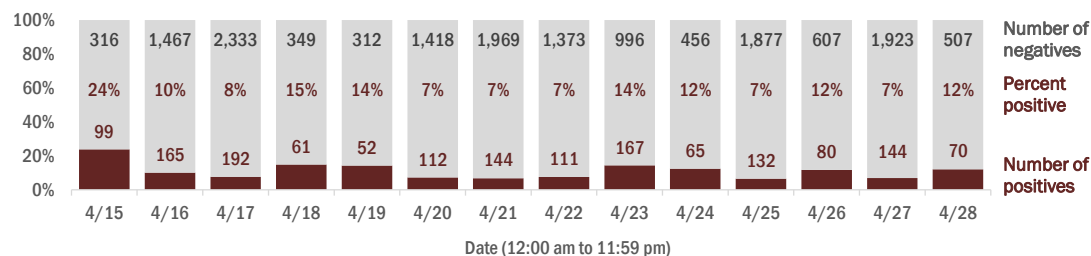
Hospitalization counts include anyone who was hospitalized at some point during their illness. It does not reflect the number of people currently hospitalized.

Other race includes any person with a race of American Indian/Alaskan native, Asian, native Hawaiian/Pacific Islander, or other.

Laboratory testing for Florida residents and non-Florida residents over the past 2 weeks

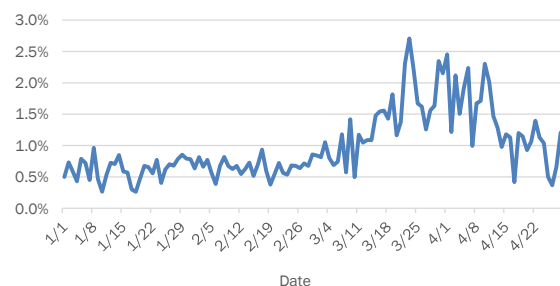
Number and percent of positive labs

These counts include the number of people for whom the department received laboratory results by day. People tested on multiple days will be included for each day a new result was received. A person is only counted once for each day they are tested, regardless of whether multiple specimens are tested or multiple results are received. If a person has a positive specimen and a negative specimen in the same day, only the positive result is counted.

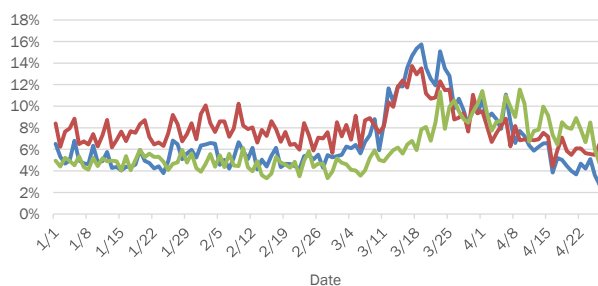


Emergency department (ED) chief complaint and admission data for Palm Beach County

Daily percent of ED visits that result in cough-associated admissions



Daily percent of ED visits that mention cough, fever, or shortness of breath



The Electronic Surveillance System for the Early Notification of Community-Based Epidemics (ESSENCE-FL) includes chief complaint data from 214 of 215 Florida EDs. Data are transmitted electronically to ESSENCE-FL daily or hourly.

Coronavirus: summary for Pasco County

Data verified as of Apr 29, 2020 at 10 AM

Data in this report are provisional and subject to change.

Confirmed cases

Total cases 241

Florida residents 234

Non-Florida residents 7

Gender for Florida residents

Men 112

Women 122

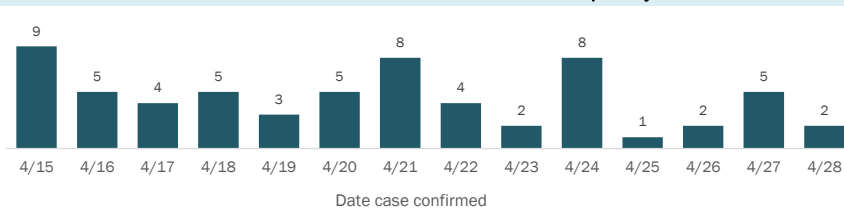
Unknown 0

Age for Florida residents

Range 1 - 94

Median age 48

Cases confirmed in Florida residents per day



Race, ethnicity

	Cases	Hospitalizations	Deaths
White	155	66%	38
Hispanic	37	16%	5
Non-Hispanic	116	50%	33
Unknown ethnicity	2	1%	0
Black	26	11%	7
Hispanic	0	0%	0
Non-Hispanic	24	10%	7
Unknown ethnicity	2	1%	0
Other	37	16%	6
Hispanic	18	8%	2
Non-Hispanic	18	8%	4
Unknown ethnicity	1	0%	0
Unknown race	16	7%	0
Hispanic	0	0%	0
Non-Hispanic	0	0%	0
Unknown ethnicity	16	7%	0
Total	234	51	6

Outcomes for Florida residents

Pasco

Hospitalizations 51 (22% of all cases)
Deaths 6 (3% of all cases)

Statewide

Hospitalizations 5,419 (17% of all cases)
Deaths 1,218 (4% of all cases)

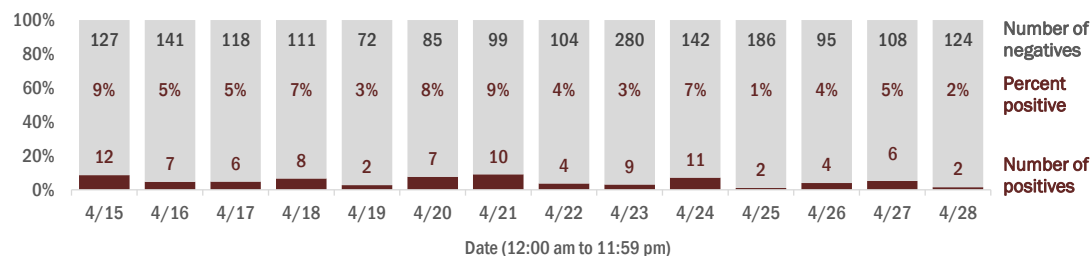
Hospitalization counts include anyone who was hospitalized at some point during their illness. It does not reflect the number of people currently hospitalized.

Other race includes any person with a race of American Indian/Alaskan native, Asian, native Hawaiian/Pacific Islander, or other.

Laboratory testing for Florida residents and non-Florida residents over the past 2 weeks

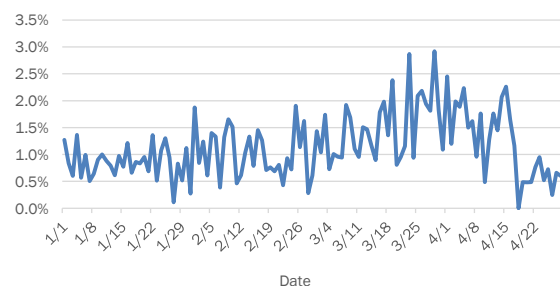
Number and percent of positive labs

These counts include the number of people for whom the department received laboratory results by day. People tested on multiple days will be included for each day a new result was received. A person is only counted once for each day they are tested, regardless of whether multiple specimens are tested or multiple results are received. If a person has a positive specimen and a negative specimen in the same day, only the positive result is counted.

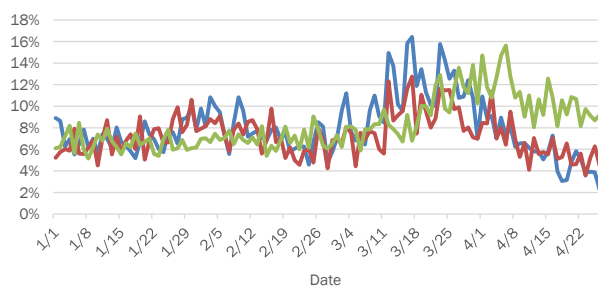


Emergency department (ED) chief complaint and admission data for Pasco County

Daily percent of ED visits that result in cough-associated admissions



Daily percent of ED visits that mention cough, fever, or shortness of breath



The Electronic Surveillance System for the Early Notification of Community-Based Epidemics (ESSENCE-FL) includes chief complaint data from 214 of 215 Florida EDs. Data are transmitted electronically to ESSENCE-FL daily or hourly.

Coronavirus: summary for Pinellas County

Data verified as of Apr 29, 2020 at 10 AM

Data in this report are provisional and subject to change.

Confirmed cases

Total cases 718

Florida residents 677

Non-Florida residents 41

Gender for Florida residents

Men 316

Women 361

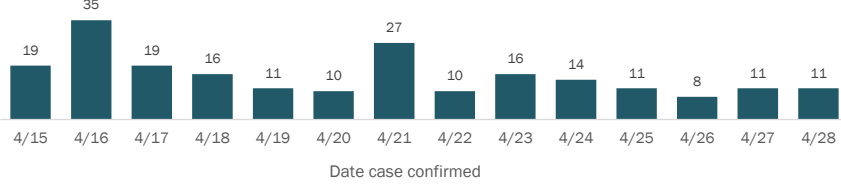
Unknown 0

Age for Florida residents

Range 1 - 101

Median age 56

Cases confirmed in Florida residents per day



Race, ethnicity

White	537	79%	163	81%	30	88%
Hispanic	51	8%	9	4%	1	3%
Non-Hispanic	473	70%	146	72%	28	82%
Unknown ethnicity	13	2%	8	4%	1	3%
Black	88	13%	28	14%	2	6%
Hispanic	2	0%	0	0%	0	0%
Non-Hispanic	84	12%	28	14%	2	6%
Unknown ethnicity	2	0%	0	0%	0	0%
Other	39	6%	9	4%	2	6%
Hispanic	5	1%	1	0%	1	3%
Non-Hispanic	32	5%	7	3%	1	3%
Unknown ethnicity	2	0%	1	0%	0	0%
Unknown race	13	2%	2	1%	0	0%
Hispanic	0	0%	0	0%	0	0%
Non-Hispanic	2	0%	2	1%	0	0%
Unknown ethnicity	11	2%	0	0%	0	0%

Outcomes for Florida residents

Pinellas

Hospitalizations 202 (30% of all cases)

Deaths 34 (5% of all cases)

Statewide

Hospitalizations 5,419 (17% of all cases)

Deaths 1,218 (4% of all cases)

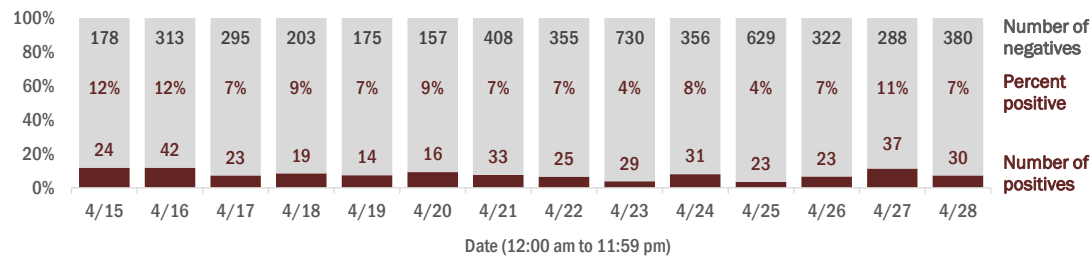
Hospitalization counts include anyone who was hospitalized at some point during their illness. It does not reflect the number of people currently hospitalized.

Other race includes any person with a race of American Indian/Alaskan native, Asian, native Hawaiian/Pacific Islander, or other.

Laboratory testing for Florida residents and non-Florida residents over the past 2 weeks

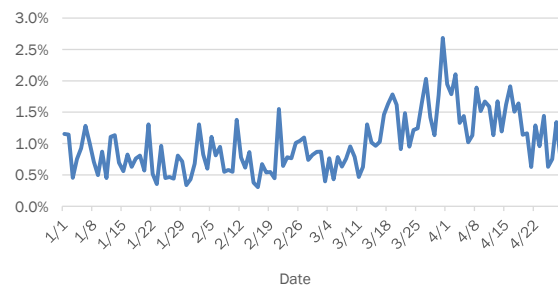
Number and percent of positive labs

These counts include the number of people for whom the department received laboratory results by day. People tested on multiple days will be included for each day a new result was received. A person is only counted once for each day they are tested, regardless of whether multiple specimens are tested or multiple results are received. If a person has a positive specimen and a negative specimen in the same day, only the positive result is counted.

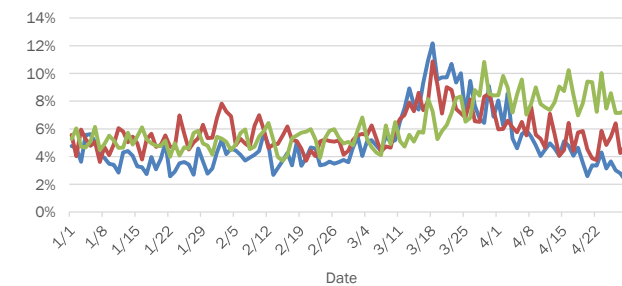


Emergency department (ED) chief complaint and admission data for Pinellas County

Daily percent of ED visits that result in cough-associated admissions



Daily percent of ED visits that mention cough, fever, or shortness of breath



The Electronic Surveillance System for the Early Notification of Community-Based Epidemics (ESSENCE-FL) includes chief complaint data from 214 of 215 Florida EDs. Data are transmitted electronically to ESSENCE-FL daily or hourly.

Coronavirus: summary for Polk County

Data verified as of Apr 29, 2020 at 10 AM

Data in this report are provisional and subject to change.

Confirmed cases

Total cases 468

Florida residents 462

Non-Florida residents 6

Gender for Florida residents

Men 188

Women 270

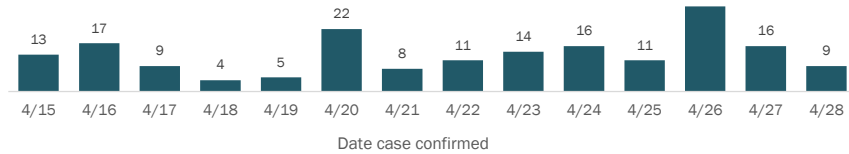
Unknown 4

Age for Florida residents

Range 3 - 102

Median age 56

Cases confirmed in Florida residents per day



Race, ethnicity	Cases	Hospitalizations	Deaths
White	260	56%	74
Hispanic	82	18%	21
Non-Hispanic	170	37%	52
Unknown ethnicity	8	2%	1
Black	97	21%	37
Hispanic	5	1%	0
Non-Hispanic	82	18%	36
Unknown ethnicity	10	2%	1
Other	50	11%	12
Hispanic	29	6%	8
Non-Hispanic	13	3%	2
Unknown ethnicity	8	2%	2
Unknown race	55	12%	3
Hispanic	0	0%	0
Non-Hispanic	0	0%	0
Unknown ethnicity	55	12%	3
Total	462	126	22

Outcomes for Florida residents

Polk

Hospitalizations 126 (27% of all cases)

Deaths 22 (5% of all cases)

Statewide

Hospitalizations 5,419 (17% of all cases)

Deaths 1,218 (4% of all cases)

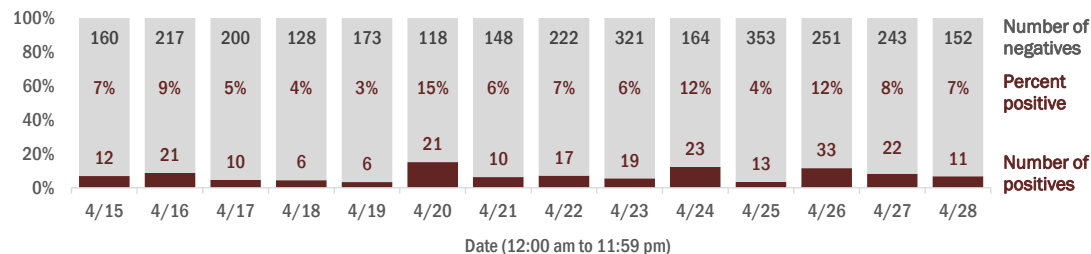
Hospitalization counts include anyone who was hospitalized at some point during their illness. It does not reflect the number of people currently hospitalized.

Other race includes any person with a race of American Indian/Alaskan native, Asian, native Hawaiian/Pacific Islander, or other.

Laboratory testing for Florida residents and non-Florida residents over the past 2 weeks

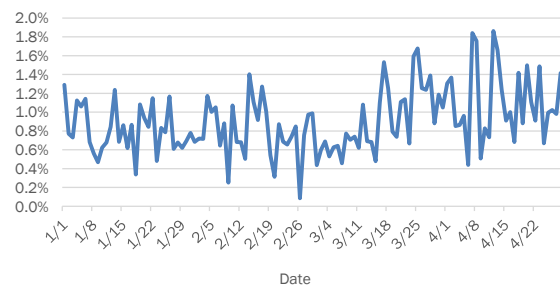
Number and percent of positive labs

These counts include the number of people for whom the department received laboratory results by day. People tested on multiple days will be included for each day a new result was received. A person is only counted once for each day they are tested, regardless of whether multiple specimens are tested or multiple results are received. If a person has a positive specimen and a negative specimen in the same day, only the positive result is counted.

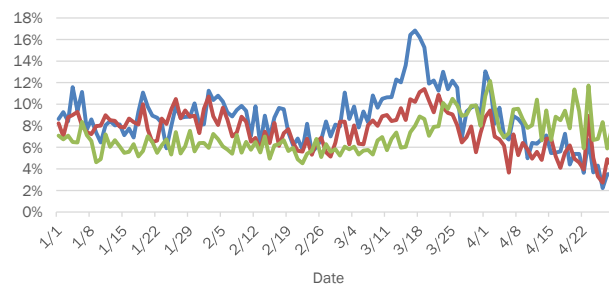


Emergency department (ED) chief complaint and admission data for Polk County

Daily percent of ED visits that result in cough-associated admissions



Daily percent of ED visits that mention cough, fever, or shortness of breath



The Electronic Surveillance System for the Early Notification of Community-Based Epidemics (ESSENCE-FL) includes chief complaint data from 214 of 215 Florida EDs. Data are transmitted electronically to ESSENCE-FL daily or hourly.

Coronavirus: summary for Putnam County

Data verified as of Apr 29, 2020 at 10 AM

Data in this report are provisional and subject to change.

Confirmed cases

Total cases 103

Florida residents 103

Non-Florida residents 0

Gender for Florida residents

Men 40

Women 63

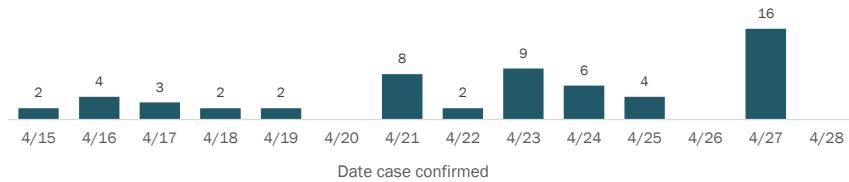
Unknown 0

Age for Florida residents

Range 6 - 98

Median age 42

Cases confirmed in Florida residents per day



Race, ethnicity	Cases	Hospitalizations	Deaths
White	62	8	0
Hispanic	0	0	0
Non-Hispanic	62	8	0
Unknown ethnicity	0	0	0
Black	40	5	1
Hispanic	0	0	0
Non-Hispanic	38	3	0
Unknown ethnicity	2	2	1
Other	1	1	0
Hispanic	1	1	0
Non-Hispanic	0	0	0
Unknown ethnicity	0	0	0
Unknown race	0	0	0
Hispanic	0	0	0
Non-Hispanic	0	0	0
Unknown ethnicity	0	0	0
Total	103	14	1

Outcomes for Florida residents

Putnam

Hospitalizations 14 (14% of all cases)

Deaths 1 (1% of all cases)

Statewide

Hospitalizations 5,419 (17% of all cases)

Deaths 1,218 (4% of all cases)

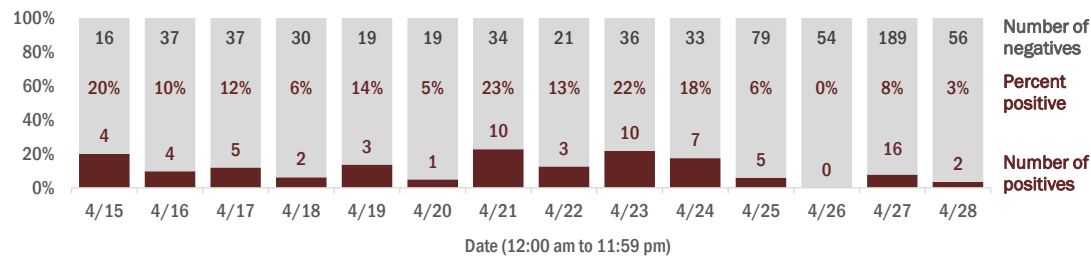
Hospitalization counts include anyone who was hospitalized at some point during their illness. It does not reflect the number of people currently hospitalized.

Other race includes any person with a race of American Indian/Alaskan native, Asian, native Hawaiian/Pacific Islander, or other.

Laboratory testing for Florida residents and non-Florida residents over the past 2 weeks

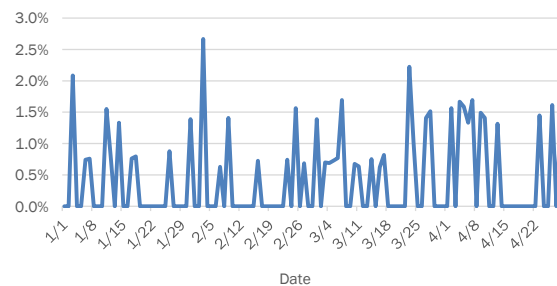
Number and percent of positive labs

These counts include the number of people for whom the department received laboratory results by day. People tested on multiple days will be included for each day a new result was received. A person is only counted once for each day they are tested, regardless of whether multiple specimens are tested or multiple results are received. If a person has a positive specimen and a negative specimen in the same day, only the positive result is counted.

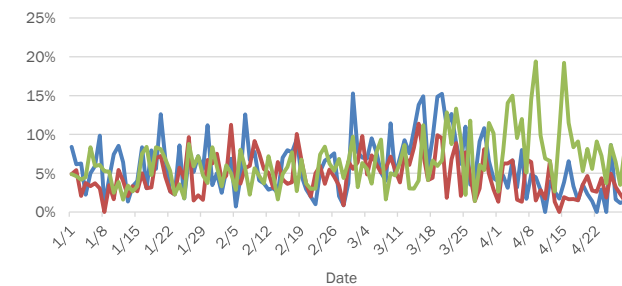


Emergency department (ED) chief complaint and admission data for Putnam County

Daily percent of ED visits that result in cough-associated admissions



Daily percent of ED visits that mention cough, fever, or shortness of breath



The Electronic Surveillance System for the Early Notification of Community-Based Epidemics (ESSENCE-FL) includes chief complaint data from 214 of 215 Florida EDs. Data are transmitted electronically to ESSENCE-FL daily or hourly.

Coronavirus: summary for Santa Rosa County

Data verified as of Apr 29, 2020 at 10 AM

Data in this report are provisional and subject to change.

Confirmed cases

Total cases 153

Florida residents 152

Non-Florida residents 1

Gender for Florida residents

Men 105

Women 47

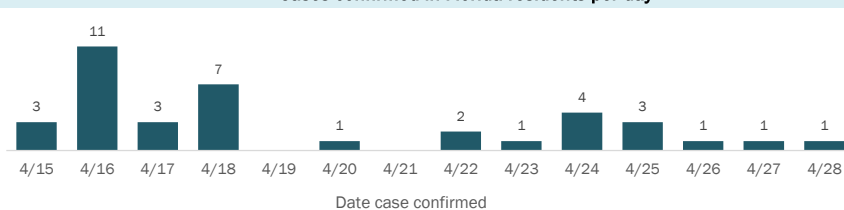
Unknown 0

Age for Florida residents

Range 0 - 94

Median age 49

Cases confirmed in Florida residents per day



Race, ethnicity	Cases	Hospitalizations	Deaths
White	110	16	5
Hispanic	5	1	1
Non-Hispanic	104	15	4
Unknown ethnicity	1	0	0
Black	22	5	2
Hispanic	1	0	0
Non-Hispanic	21	5	2
Unknown ethnicity	0	0	0
Other	2	1	0
Hispanic	1	0	0
Non-Hispanic	1	1	0
Unknown ethnicity	0	0	0
Unknown race	18	0	0
Hispanic	1	0	0
Non-Hispanic	1	0	0
Unknown ethnicity	16	0	0
Total	152	22	7

Outcomes for Florida residents

Santa Rosa

Hospitalizations 22 (14% of all cases)

Deaths 7 (5% of all cases)

Statewide

Hospitalizations 5,419 (17% of all cases)

Deaths 1,218 (4% of all cases)

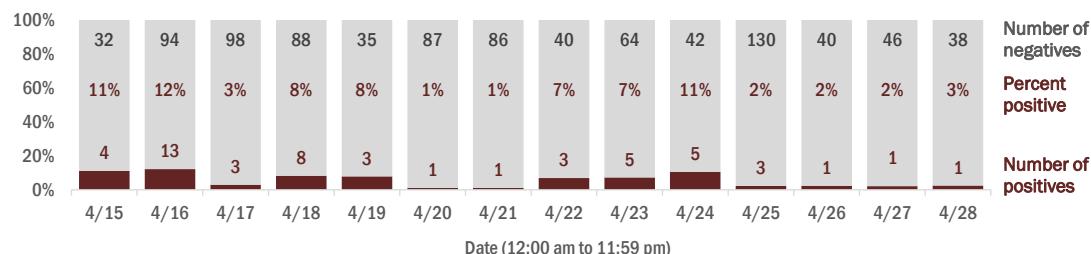
Hospitalization counts include anyone who was hospitalized at some point during their illness. It does not reflect the number of people currently hospitalized.

Other race includes any person with a race of American Indian/Alaskan native, Asian, native Hawaiian/Pacific Islander, or other.

Laboratory testing for Florida residents and non-Florida residents over the past 2 weeks

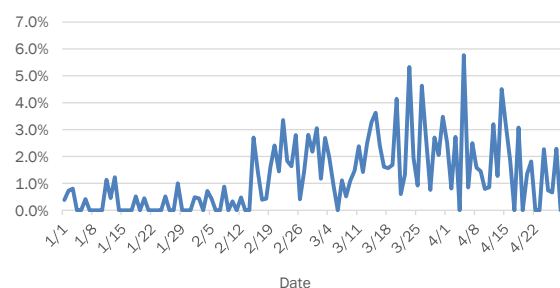
Number and percent of positive labs

These counts include the number of people for whom the department received laboratory results by day. People tested on multiple days will be included for each day a new result was received. A person is only counted once for each day they are tested, regardless of whether multiple specimens are tested or multiple results are received. If a person has a positive specimen and a negative specimen in the same day, only the positive result is counted.

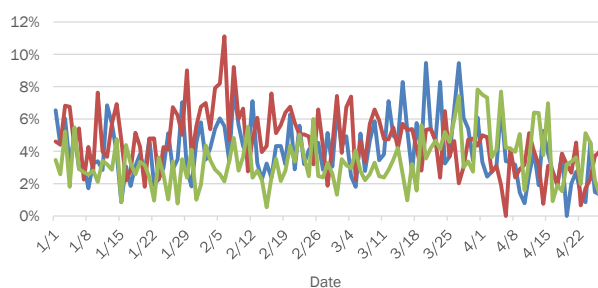


Emergency department (ED) chief complaint and admission data for Santa Rosa County

Daily percent of ED visits that result in cough-associated admissions



Daily percent of ED visits that mention cough, fever, or shortness of breath



The Electronic Surveillance System for the Early Notification of Community-Based Epidemics (ESSENCE-FL) includes chief complaint data from 214 of 215 Florida EDs. Data are transmitted electronically to ESSENCE-FL daily or hourly.

Coronavirus: summary for Sarasota County

Data verified as of Apr 29, 2020 at 10 AM

Data in this report are provisional and subject to change.

Confirmed cases

Total cases 338

Florida residents 322

Non-Florida residents 16

Gender for Florida residents

Men 138

Women 184

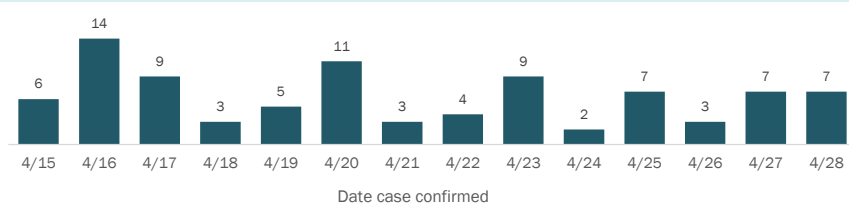
Unknown 0

Age for Florida residents

Range 0 - 102

Median age 63

Cases confirmed in Florida residents per day



Race, ethnicity

	Cases	Hospitalizations	Deaths
White	261	81%	97
Hispanic	30	9%	6
Non-Hispanic	213	66%	76
Unknown ethnicity	18	6%	15
Black	18	6%	8
Hispanic	1	0%	1
Non-Hispanic	17	5%	7
Unknown ethnicity	0	0%	0
Other	23	7%	8
Hispanic	6	2%	3
Non-Hispanic	16	5%	4
Unknown ethnicity	1	0%	1
Unknown race	20	6%	3
Hispanic	0	0%	0
Non-Hispanic	2	1%	1
Unknown ethnicity	18	6%	2
Total	322	116	42

Outcomes for Florida residents

Sarasota

Hospitalizations 116 (36% of all cases)
Deaths 42 (13% of all cases)

Statewide

Hospitalizations 5,419 (17% of all cases)
Deaths 1,218 (4% of all cases)

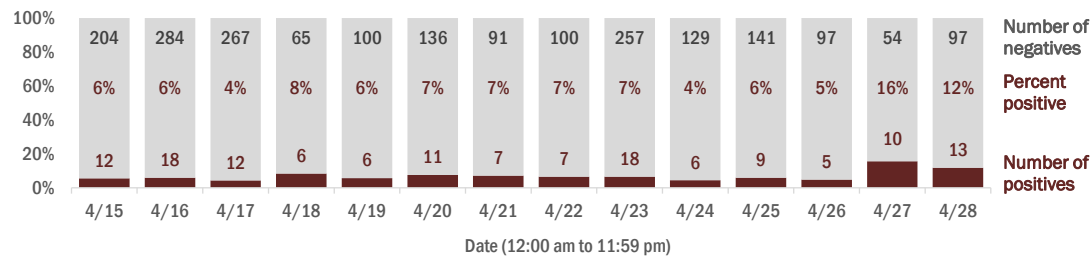
Hospitalization counts include anyone who was hospitalized at some point during their illness. It does not reflect the number of people currently hospitalized.

Other race includes any person with a race of American Indian/Alaskan native, Asian, native Hawaiian/Pacific Islander, or other.

Laboratory testing for Florida residents and non-Florida residents over the past 2 weeks

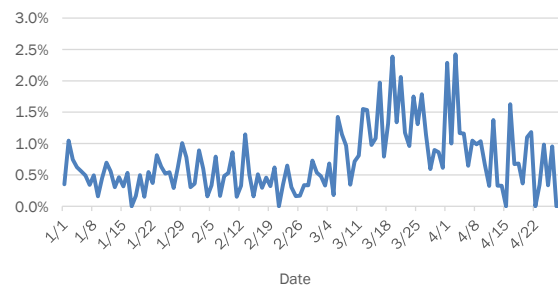
Number and percent of positive labs

These counts include the number of people for whom the department received laboratory results by day. People tested on multiple days will be included for each day a new result was received. A person is only counted once for each day they are tested, regardless of whether multiple specimens are tested or multiple results are received. If a person has a positive specimen and a negative specimen in the same day, only the positive result is counted.

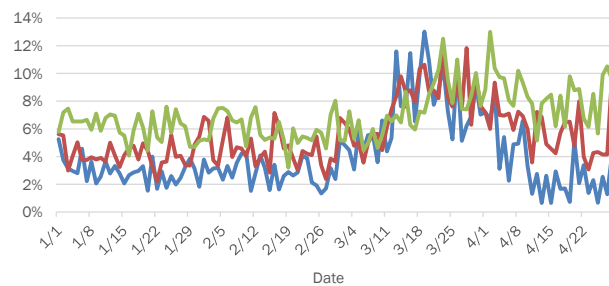


Emergency department (ED) chief complaint and admission data for Sarasota County

Daily percent of ED visits that result in **cough-associated admissions**



Daily percent of ED visits that mention **cough**, **fever**, or **shortness of breath**



The Electronic Surveillance System for the Early Notification of Community-Based Epidemics (ESSENCE-FL) includes chief complaint data from 214 of 215 Florida EDs. Data are transmitted electronically to ESSENCE-FL daily or hourly.

Coronavirus: summary for Seminole County

Data verified as of Apr 29, 2020 at 10 AM

Data in this report are provisional and subject to change.

Confirmed cases

Total cases 373

Florida residents 366

Non-Florida residents 7

Gender for Florida residents

Men 171

Women 195

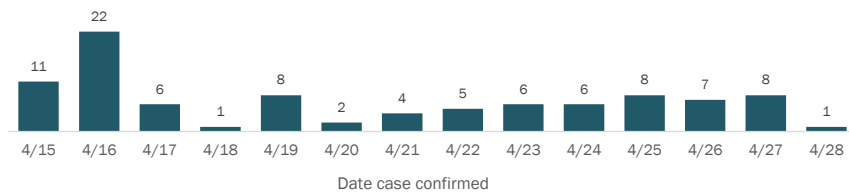
Unknown 0

Age for Florida residents

Range 1 - 100

Median age 47

Cases confirmed in Florida residents per day



Race, ethnicity	Cases	Hospitalizations	Deaths
White	258	56	7
Hispanic	111	27	3
Non-Hispanic	139	27	4
Unknown ethnicity	8	2	0
Black	46	10	0
Hispanic	0	0	0
Non-Hispanic	44	8	0
Unknown ethnicity	2	2	0
Other	43	14	0
Hispanic	16	3	0
Non-Hispanic	26	11	0
Unknown ethnicity	1	0	0
Unknown race	19	1	1
Hispanic	4	0	0
Non-Hispanic	0	0	0
Unknown ethnicity	15	1	1
Total	366	81	8

Outcomes for Florida residents

Seminole

Hospitalizations 81 (22% of all cases)

Deaths 8 (2% of all cases)

Statewide

Hospitalizations 5,419 (17% of all cases)

Deaths 1,218 (4% of all cases)

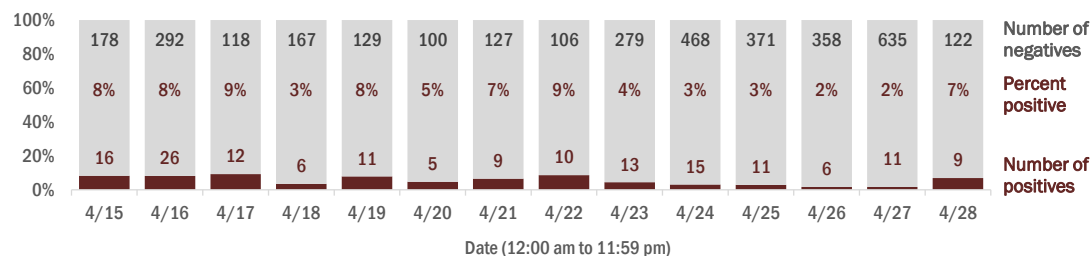
Hospitalization counts include anyone who was hospitalized at some point during their illness. It does not reflect the number of people currently hospitalized.

Other race includes any person with a race of American Indian/Alaskan native, Asian, native Hawaiian/Pacific Islander, or other.

Laboratory testing for Florida residents and non-Florida residents over the past 2 weeks

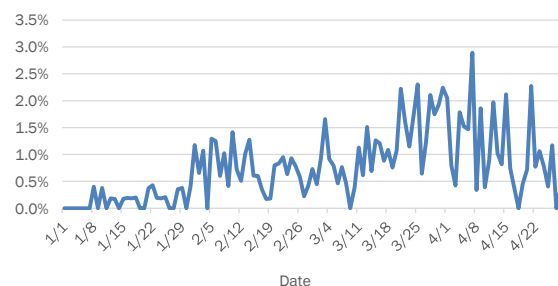
Number and percent of positive labs

These counts include the number of people for whom the department received laboratory results by day. People tested on multiple days will be included for each day a new result was received. A person is only counted once for each day they are tested, regardless of whether multiple specimens are tested or multiple results are received. If a person has a positive specimen and a negative specimen in the same day, only the positive result is counted.

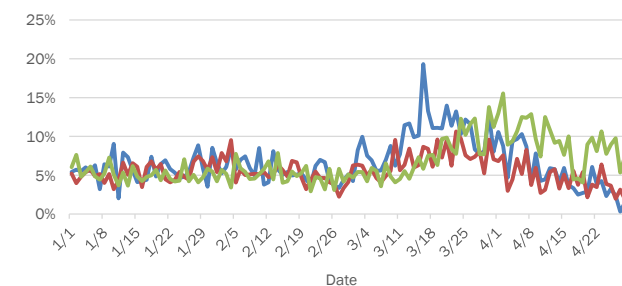


Emergency department (ED) chief complaint and admission data for Seminole County

Daily percent of ED visits that result in cough-associated admissions



Daily percent of ED visits that mention cough, fever, or shortness of breath



The Electronic Surveillance System for the Early Notification of Community-Based Epidemics (ESSENCE-FL) includes chief complaint data from 214 of 215 Florida EDs.

Data are transmitted electronically to ESSENCE-FL daily or hourly.

Coronavirus: summary for St. Johns County

Data verified as of Apr 29, 2020 at 10 AM

Data in this report are provisional and subject to change.

Confirmed cases

Total cases 207

Florida residents 199

Non-Florida residents 8

Gender for Florida residents

Men 103

Women 96

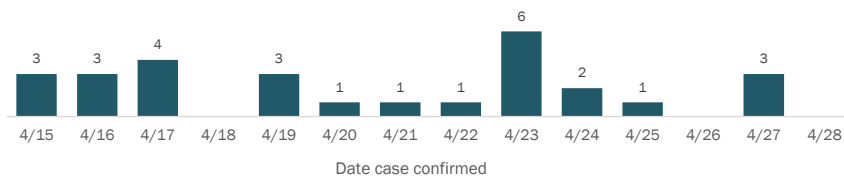
Unknown 0

Age for Florida residents

Range 2 - 97

Median age 53

Cases confirmed in Florida residents per day



Race, ethnicity	Cases		Hospitalizations		Deaths	
White	157	79%	30	83%	4	100%
Hispanic	8	4%	2	6%	0	0%
Non-Hispanic	144	72%	28	78%	4	100%
Unknown ethnicity	5	3%	0	0%	0	0%
Black	11	6%	0	0%	0	0%
Hispanic	0	0%	0	0%	0	0%
Non-Hispanic	11	6%	0	0%	0	0%
Unknown ethnicity	0	0%	0	0%	0	0%
Other	13	7%	4	11%	0	0%
Hispanic	1	1%	0	0%	0	0%
Non-Hispanic	10	5%	3	8%	0	0%
Unknown ethnicity	2	1%	1	3%	0	0%
Unknown race	18	9%	2	6%	0	0%
Hispanic	2	1%	0	0%	0	0%
Non-Hispanic	0	0%	0	0%	0	0%
Unknown ethnicity	16	8%	2	6%	0	0%
Total	199		36		4	

Outcomes for Florida residents

St. Johns

Hospitalizations 36 (18% of all cases)

Deaths 4 (2% of all cases)

Statewide

Hospitalizations 5,419 (17% of all cases)

Deaths 1,218 (4% of all cases)

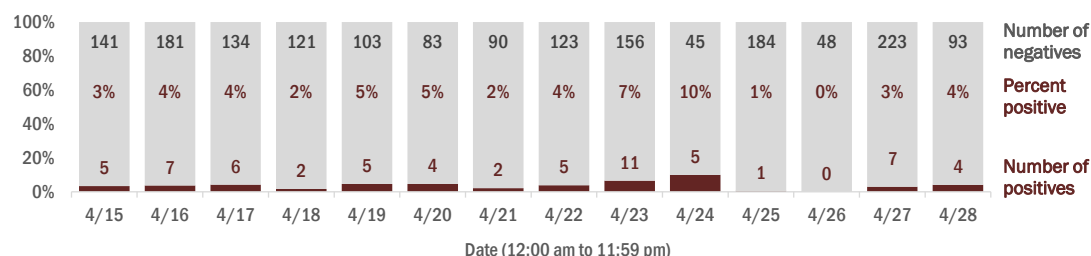
Hospitalization counts include anyone who was hospitalized at some point during their illness. It does not reflect the number of people currently hospitalized.

Other race includes any person with a race of American Indian/Alaskan native, Asian, native Hawaiian/Pacific Islander, or other.

Laboratory testing for Florida residents and non-Florida residents over the past 2 weeks

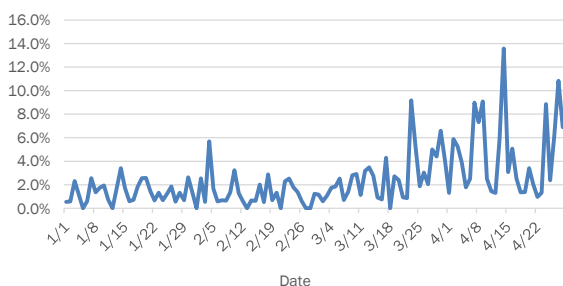
Number and percent of positive labs

These counts include the number of people for whom the department received laboratory results by day. People tested on multiple days will be included for each day a new result was received. A person is only counted once for each day they are tested, regardless of whether multiple specimens are tested or multiple results are received. If a person has a positive specimen and a negative specimen in the same day, only the positive result is counted.

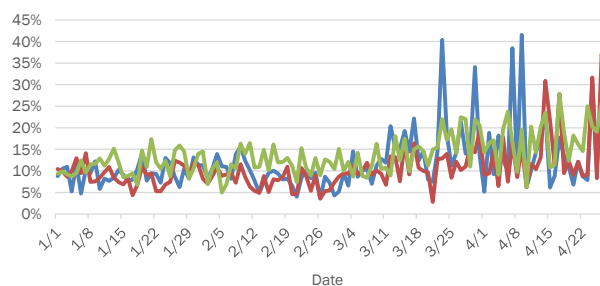


Emergency department (ED) chief complaint and admission data for St. Johns County

Daily percent of ED visits that result in cough-associated admissions



Daily percent of ED visits that mention cough, fever, or shortness of breath



The Electronic Surveillance System for the Early Notification of Community-Based Epidemics (ESSENCE-FL) includes chief complaint data from 214 of 215 Florida EDs. Data are transmitted electronically to ESSENCE-FL daily or hourly.

Coronavirus: summary for St. Lucie County

Data verified as of Apr 29, 2020 at 10 AM

Data in this report are provisional and subject to change.

Confirmed cases

Total cases 239

Florida residents 233

Non-Florida residents 6

Gender for Florida residents

Men 95

Women 138

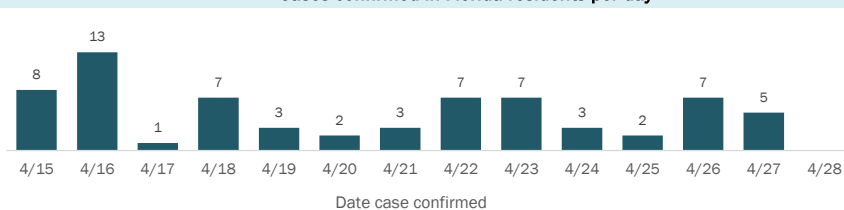
Unknown 0

Age for Florida residents

Range 3 - 97

Median age 58

Cases confirmed in Florida residents per day



Race, ethnicity	Cases		Hospitalizations		Deaths	
White	142	61%	48	68%	18	82%
Hispanic	28	12%	6	8%	1	5%
Non-Hispanic	112	48%	42	59%	17	77%
Unknown ethnicity	2	1%	0	0%	0	0%
Black	55	24%	14	20%	3	14%
Hispanic	1	0%	1	1%	0	0%
Non-Hispanic	52	22%	12	17%	3	14%
Unknown ethnicity	2	1%	1	1%	0	0%
Other	16	7%	5	7%	1	5%
Hispanic	5	2%	1	1%	0	0%
Non-Hispanic	10	4%	3	4%	1	5%
Unknown ethnicity	1	0%	1	1%	0	0%
Unknown race	20	9%	4	6%	0	0%
Hispanic	0	0%	0	0%	0	0%
Non-Hispanic	0	0%	0	0%	0	0%
Unknown ethnicity	20	9%	4	6%	0	0%
Total	233		71		22	

Outcomes for Florida residents

St. Lucie

Hospitalizations 71 (30% of all cases)
Deaths 22 (9% of all cases)

Statewide

Hospitalizations 5,419 (17% of all cases)
Deaths 1,218 (4% of all cases)

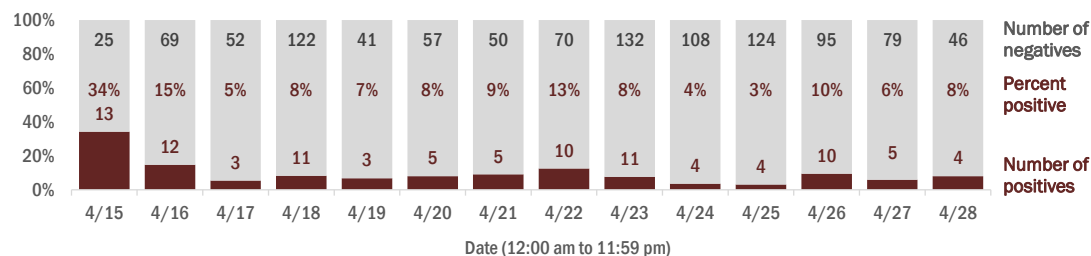
Hospitalization counts include anyone who was hospitalized at some point during their illness. It does not reflect the number of people currently hospitalized.

Other race includes any person with a race of American Indian/Alaskan native, Asian, native Hawaiian/Pacific Islander, or other.

Laboratory testing for Florida residents and non-Florida residents over the past 2 weeks

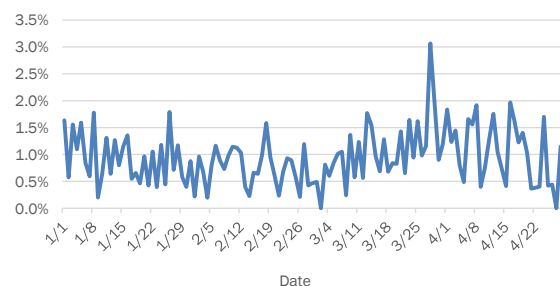
Number and percent of positive labs

These counts include the number of people for whom the department received laboratory results by day. People tested on multiple days will be included for each day a new result was received. A person is only counted once for each day they are tested, regardless of whether multiple specimens are tested or multiple results are received. If a person has a positive specimen and a negative specimen in the same day, only the positive result is counted.

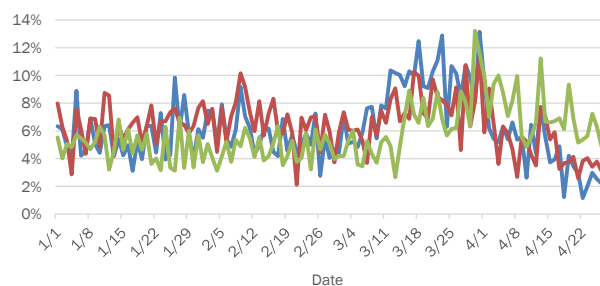


Emergency department (ED) chief complaint and admission data for St. Lucie County

Daily percent of ED visits that result in cough-associated admissions



Daily percent of ED visits that mention cough, fever, or shortness of breath



The Electronic Surveillance System for the Early Notification of Community-Based Epidemics (ESSENCE-FL) includes chief complaint data from 214 of 215 Florida EDs. Data are transmitted electronically to ESSENCE-FL daily or hourly.

Coronavirus: summary for Sumter County

Data verified as of Apr 29, 2020 at 10 AM

Data in this report are provisional and subject to change.

Confirmed cases

Total cases 176

Florida residents 175

Non-Florida residents 1

Gender for Florida residents

Men 115

Women 60

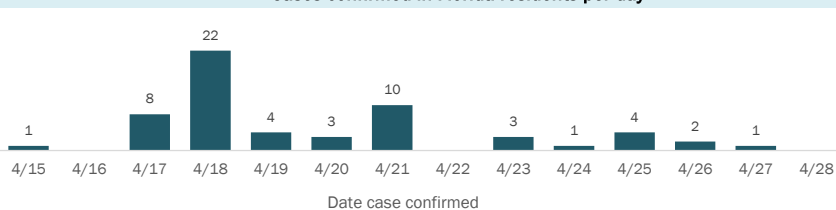
Unknown 0

Age for Florida residents

Range 17 - 92

Median age 65

Cases confirmed in Florida residents per day



Race, ethnicity

	Cases		Hospitalizations		Deaths	
White	153	87%	35	88%	12	92%
Hispanic	9	5%	3	8%	0	0%
Non-Hispanic	142	81%	32	80%	12	92%
Unknown ethnicity	2	1%	0	0%	0	0%
Black	14	8%	3	8%	0	0%
Hispanic	0	0%	0	0%	0	0%
Non-Hispanic	12	7%	3	8%	0	0%
Unknown ethnicity	2	1%	0	0%	0	0%
Other	2	1%	1	3%	1	8%
Hispanic	0	0%	0	0%	0	0%
Non-Hispanic	2	1%	1	3%	1	8%
Unknown ethnicity	0	0%	0	0%	0	0%
Unknown race	6	3%	1	3%	0	0%
Hispanic	0	0%	0	0%	0	0%
Non-Hispanic	0	0%	0	0%	0	0%
Unknown ethnicity	6	3%	1	3%	0	0%

Total 175 40 13

Hospitalization counts include anyone who was hospitalized at some point during their illness. It does not reflect the number of people currently hospitalized.

Other race includes any person with a race of American Indian/Alaskan native, Asian, native Hawaiian/Pacific Islander, or other.

Outcomes for Florida residents

Sumter

Hospitalizations 40 (23% of all cases)
Deaths 13 (7% of all cases)

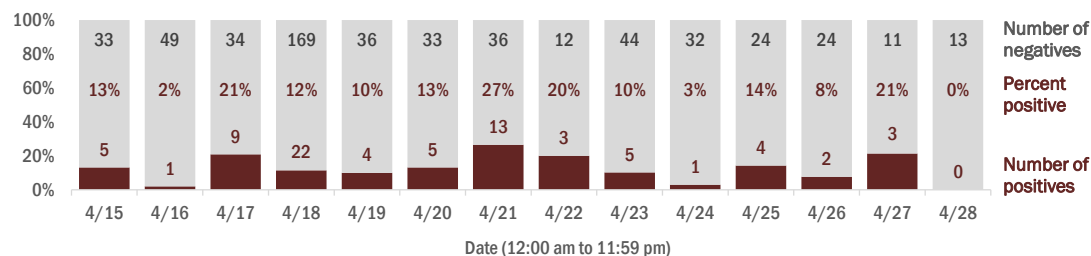
Statewide

Hospitalizations 5,419 (17% of all cases)
Deaths 1,218 (4% of all cases)

Laboratory testing for Florida residents and non-Florida residents over the past 2 weeks

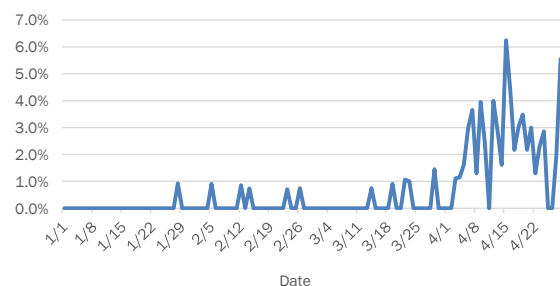
Number and percent of positive labs

These counts include the number of people for whom the department received laboratory results by day. People tested on multiple days will be included for each day a new result was received. A person is only counted once for each day they are tested, regardless of whether multiple specimens are tested or multiple results are received. If a person has a positive specimen and a negative specimen in the same day, only the positive result is counted.

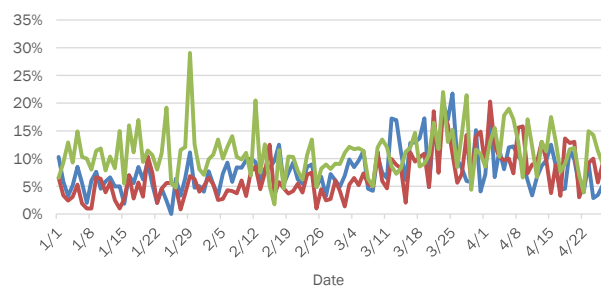


Emergency department (ED) chief complaint and admission data for Sumter County

Daily percent of ED visits that result in cough-associated admissions



Daily percent of ED visits that mention cough, fever, or shortness of breath



The Electronic Surveillance System for the Early Notification of Community-Based Epidemics (ESSENCE-FL) includes chief complaint data from 214 of 215 Florida EDs. Data are transmitted electronically to ESSENCE-FL daily or hourly.

Coronavirus: summary for Suwannee County

Data verified as of Apr 29, 2020 at 10 AM

Data in this report are provisional and subject to change.

Confirmed cases

Total cases 129

Florida residents 129

Non-Florida residents 0

Gender for Florida residents

Men 34

Women 95

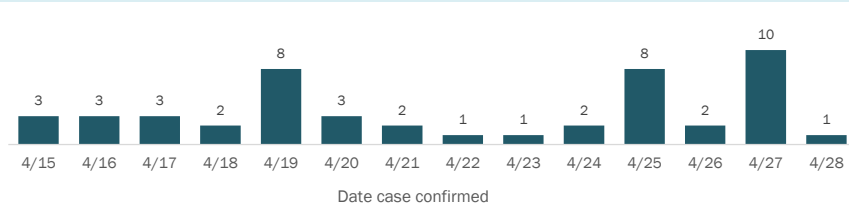
Unknown 0

Age for Florida residents

Range 5 - 102

Median age 63

Cases confirmed in Florida residents per day



Race, ethnicity

	Cases	Hospitalizations	Deaths
White	84	23	12
Hispanic	4	1	1
Non-Hispanic	80	22	11
Unknown ethnicity	0	0	0
Black	37	8	2
Hispanic	0	0	0
Non-Hispanic	36	7	2
Unknown ethnicity	1	1	0
Other	0	0	0
Hispanic	0	0	0
Non-Hispanic	0	0	0
Unknown ethnicity	0	0	0
Unknown race	8	1	3
Hispanic	0	0	0
Non-Hispanic	0	0	0
Unknown ethnicity	8	1	3

Total 129 32 14

Outcomes for Florida residents

Suwannee

Hospitalizations 32 (25% of all cases)

Deaths 14 (11% of all cases)

Statewide

Hospitalizations 5,419 (17% of all cases)

Deaths 1,218 (4% of all cases)

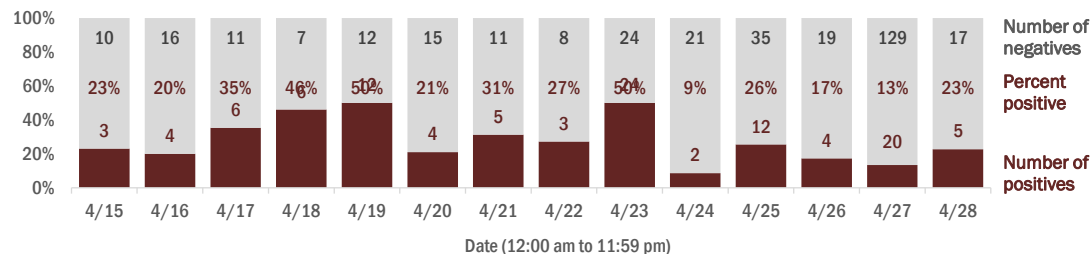
Hospitalization counts include anyone who was hospitalized at some point during their illness. It does not reflect the number of people currently hospitalized.

Other race includes any person with a race of American Indian/Alaskan native, Asian, native Hawaiian/Pacific Islander, or other.

Laboratory testing for Florida residents and non-Florida residents over the past 2 weeks

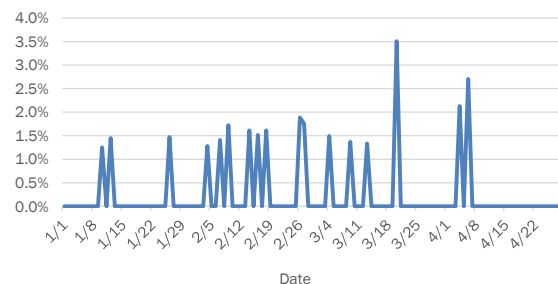
Number and percent of positive labs

These counts include the number of people for whom the department received laboratory results by day. People tested on multiple days will be included for each day a new result was received. A person is only counted once for each day they are tested, regardless of whether multiple specimens are tested or multiple results are received. If a person has a positive specimen and a negative specimen in the same day, only the positive result is counted.

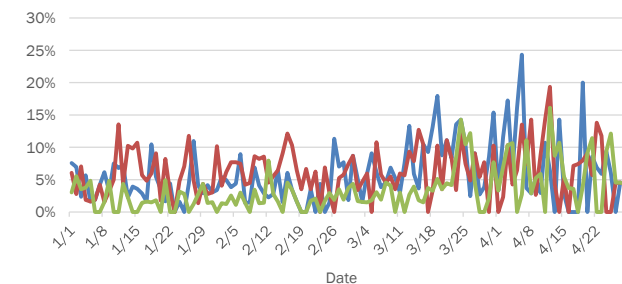


Emergency department (ED) chief complaint and admission data for Suwannee County

Daily percent of ED visits that result in cough-associated admissions



Daily percent of ED visits that mention cough, fever, or shortness of breath



The Electronic Surveillance System for the Early Notification of Community-Based Epidemics (ESSENCE-FL) includes chief complaint data from 214 of 215 Florida EDs. Data are transmitted electronically to ESSENCE-FL daily or hourly.

Coronavirus: summary for Taylor County

Data verified as of Apr 29, 2020 at 10 AM

Data in this report are provisional and subject to change.

Confirmed cases

Total cases 3

Florida residents 3

Non-Florida residents 0

Gender for Florida residents

Men 0

Women 3

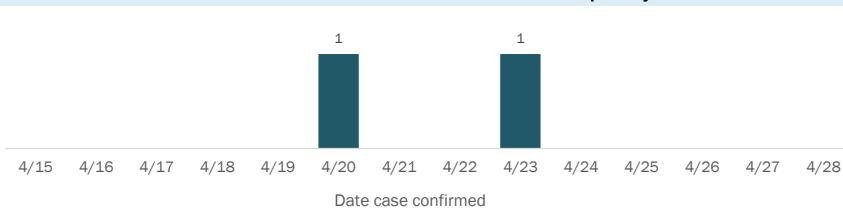
Unknown 0

Age for Florida residents

Range 29 - 60

Median age 47

Cases confirmed in Florida residents per day



Race, ethnicity	Cases	Hospitalizations	Deaths
White	3	0	0
Hispanic	0	0	0
Non-Hispanic	3	0	0
Unknown ethnicity	0	0	0
Black	0	0	0
Hispanic	0	0	0
Non-Hispanic	0	0	0
Unknown ethnicity	0	0	0
Other	0	0	0
Hispanic	0	0	0
Non-Hispanic	0	0	0
Unknown ethnicity	0	0	0
Unknown race	0	0	0
Hispanic	0	0	0
Non-Hispanic	0	0	0
Unknown ethnicity	0	0	0
Total	3	0	0

Outcomes for Florida residents

Taylor

Hospitalizations 0 (0% of all cases)
Deaths 0 (0% of all cases)

Statewide

Hospitalizations 5,419 (17% of all cases)
Deaths 1,218 (4% of all cases)

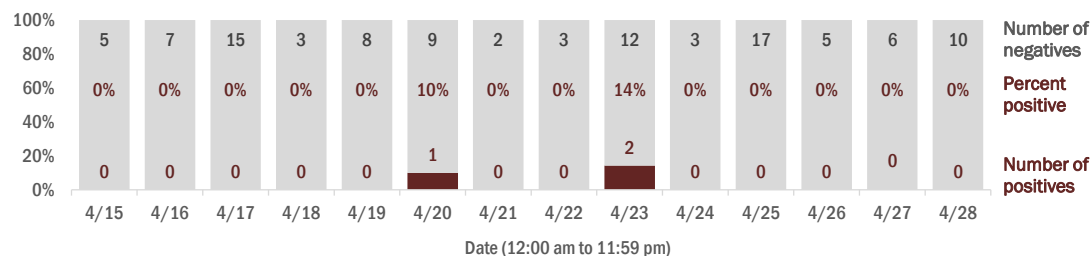
Hospitalization counts include anyone who was hospitalized at some point during their illness. It does not reflect the number of people currently hospitalized.

Other race includes any person with a race of American Indian/Alaskan native, Asian, native Hawaiian/Pacific Islander, or other.

Laboratory testing for Florida residents and non-Florida residents over the past 2 weeks

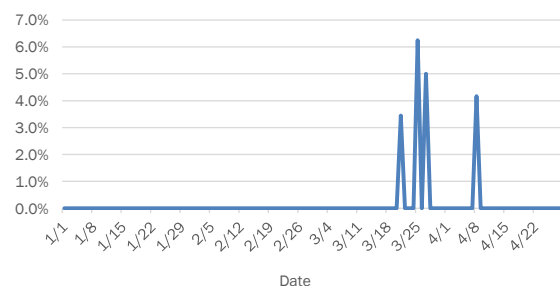
Number and percent of positive labs

These counts include the number of people for whom the department received laboratory results by day. People tested on multiple days will be included for each day a new result was received. A person is only counted once for each day they are tested, regardless of whether multiple specimens are tested or multiple results are received. If a person has a positive specimen and a negative specimen in the same day, only the positive result is counted.

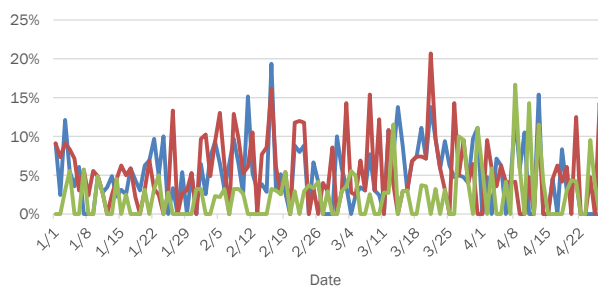


Emergency department (ED) chief complaint and admission data for Taylor County

Daily percent of ED visits that result in cough-associated admissions



Daily percent of ED visits that mention cough, fever, or shortness of breath



The Electronic Surveillance System for the Early Notification of Community-Based Epidemics (ESSENCE-FL) includes chief complaint data from 214 of 215 Florida EDs. Data are transmitted electronically to ESSENCE-FL daily or hourly.

Coronavirus: summary for Union County

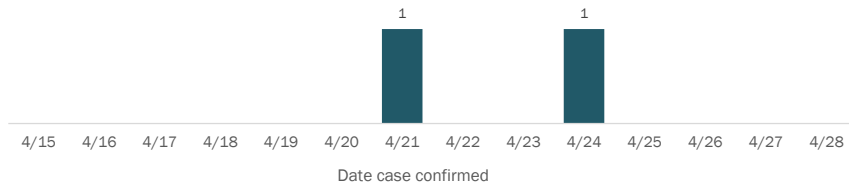
Data verified as of Apr 29, 2020 at 10 AM

Data in this report are provisional and subject to change.

Confirmed cases

Total cases	4
Florida residents	4
Non-Florida residents	0
Gender for Florida residents	
Men	2
Women	2
Unknown	0
Age for Florida residents	
Range	25 - 60
Median age	55

Cases confirmed in Florida residents per day



Race, ethnicity	Cases	Hospitalizations	Deaths
White	4	0	0
Hispanic	0	0	0
Non-Hispanic	4	0	0
Unknown ethnicity	0	0	0
Black	0	0	0
Hispanic	0	0	0
Non-Hispanic	0	0	0
Unknown ethnicity	0	0	0
Other	0	0	0
Hispanic	0	0	0
Non-Hispanic	0	0	0
Unknown ethnicity	0	0	0
Unknown race	0	0	0
Hispanic	0	0	0
Non-Hispanic	0	0	0
Unknown ethnicity	0	0	0
Total	4	0	0

Outcomes for Florida residents

Union		
Hospitalizations	0	(0% of all cases)
Deaths	0	(0% of all cases)
Statewide		
Hospitalizations	5,419	(17% of all cases)
Deaths	1,218	(4% of all cases)

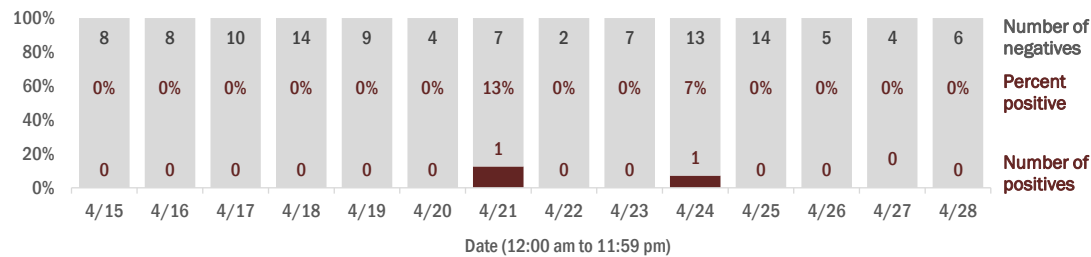
Hospitalization counts include anyone who was hospitalized at some point during their illness. It does not reflect the number of people currently hospitalized.

Other race includes any person with a race of American Indian/Alaskan native, Asian, native Hawaiian/Pacific Islander, or other.

Laboratory testing for Florida residents and non-Florida residents over the past 2 weeks

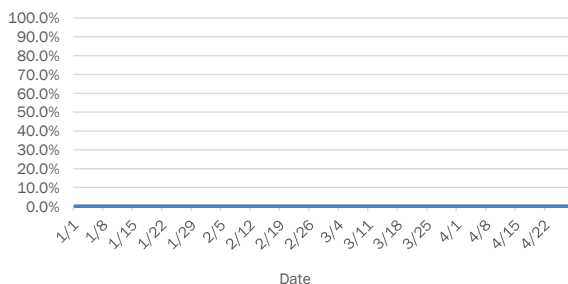
Number and percent of positive labs

These counts include the number of people for whom the department received laboratory results by day. People tested on multiple days will be included for each day a new result was received. A person is only counted once for each day they are tested, regardless of whether multiple specimens are tested or multiple results are received. If a person has a positive specimen and a negative specimen in the same day, only the positive result is counted.

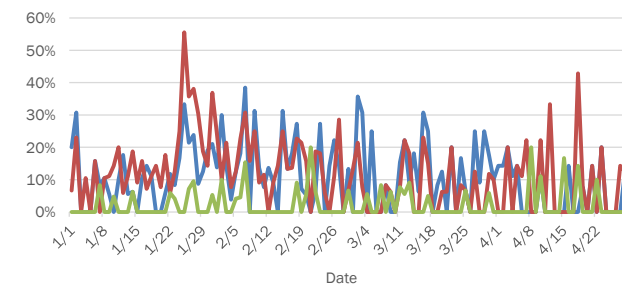


Emergency department (ED) chief complaint and admission data for Union County

Daily percent of ED visits that result in cough-associated admissions



Daily percent of ED visits that mention cough, fever, or shortness of breath



The Electronic Surveillance System for the Early Notification of Community-Based Epidemics (ESSENCE-FL) includes chief complaint data from 214 of 215 Florida EDs. Data are transmitted electronically to ESSENCE-FL daily or hourly.

Coronavirus: summary for Volusia County

Data verified as of Apr 29, 2020 at 10 AM

Data in this report are provisional and subject to change.

Confirmed cases

Total cases 448

Florida residents 438

Non-Florida residents 10

Gender for Florida residents

Men 253

Women 185

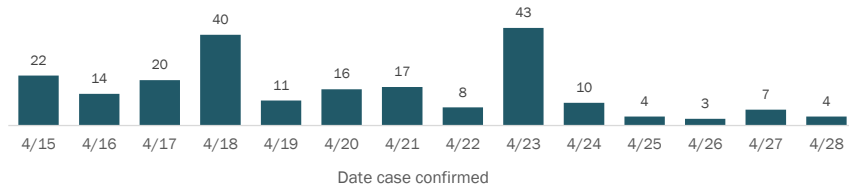
Unknown 0

Age for Florida residents

Range 1 - 102

Median age 53

Cases confirmed in Florida residents per day



Race, ethnicity	Cases	Hospitalizations	Deaths
White	256	58%	18
Hispanic	33	8%	1
Non-Hispanic	206	47%	17
Unknown ethnicity	17	4%	0
Black	73	17%	2
Hispanic	2	0%	0
Non-Hispanic	69	16%	2
Unknown ethnicity	2	0%	0
Other	72	16%	0
Hispanic	14	3%	0
Non-Hispanic	29	7%	0
Unknown ethnicity	29	7%	0
Unknown race	37	8%	0
Hispanic	1	0%	0
Non-Hispanic	2	0%	0
Unknown ethnicity	34	8%	0
Total	438	77	20

Outcomes for Florida residents

Volusia

Hospitalizations 77 (18% of all cases)

Deaths 20 (5% of all cases)

Statewide

Hospitalizations 5,419 (17% of all cases)

Deaths 1,218 (4% of all cases)

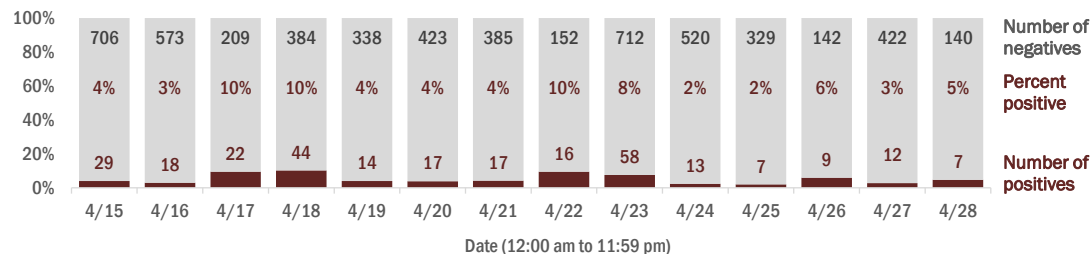
Hospitalization counts include anyone who was hospitalized at some point during their illness. It does not reflect the number of people currently hospitalized.

Other race includes any person with a race of American Indian/Alaskan native, Asian, native Hawaiian/Pacific Islander, or other.

Laboratory testing for Florida residents and non-Florida residents over the past 2 weeks

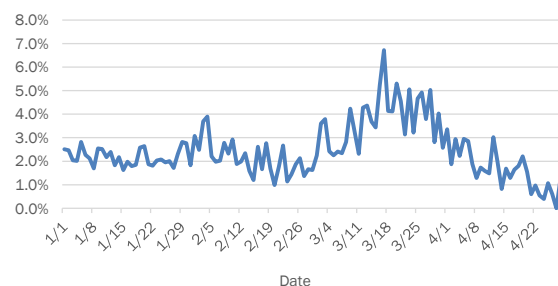
Number and percent of positive labs

These counts include the number of people for whom the department received laboratory results by day. People tested on multiple days will be included for each day a new result was received. A person is only counted once for each day they are tested, regardless of whether multiple specimens are tested or multiple results are received. If a person has a positive specimen and a negative specimen in the same day, only the positive result is counted.

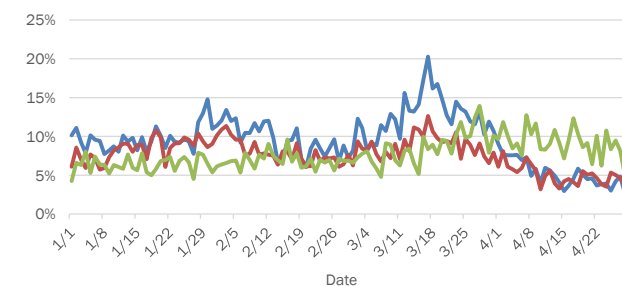


Emergency department (ED) chief complaint and admission data for Volusia County

Daily percent of ED visits that result in cough-associated admissions



Daily percent of ED visits that mention cough, fever, or shortness of breath



The Electronic Surveillance System for the Early Notification of Community-Based Epidemics (ESSENCE-FL) includes chief complaint data from 214 of 215 Florida EDs. Data are transmitted electronically to ESSENCE-FL daily or hourly.

Coronavirus: summary for Wakulla County

Data verified as of Apr 29, 2020 at 10 AM

Data in this report are provisional and subject to change.

Confirmed cases

Total cases 22

Florida residents 21

Non-Florida residents 1

Gender for Florida residents

Men 6

Women 15

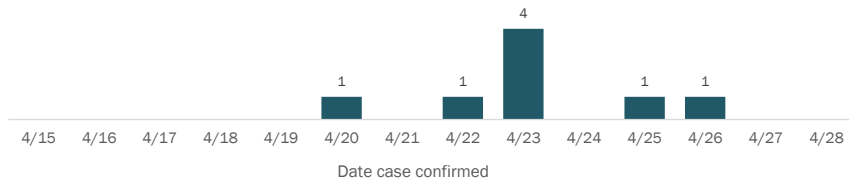
Unknown 0

Age for Florida residents

Range 19 - 65

Median age 41

Cases confirmed in Florida residents per day



Race, ethnicity

	Cases		Hospitalizations		Deaths	
White	9	43%	2	40%	1	100%
Hispanic	0	0%	0	0%	0	0%
Non-Hispanic	9	43%	2	40%	1	100%
Unknown ethnicity	0	0%	0	0%	0	0%
Black	11	52%	2	40%	0	0%
Hispanic	0	0%	0	0%	0	0%
Non-Hispanic	11	52%	2	40%	0	0%
Unknown ethnicity	0	0%	0	0%	0	0%
Other	1	5%	1	20%	0	0%
Hispanic	0	0%	0	0%	0	0%
Non-Hispanic	1	5%	1	20%	0	0%
Unknown ethnicity	0	0%	0	0%	0	0%
Unknown race	0	0%	0	0%	0	0%
Hispanic	0	0%	0	0%	0	0%
Non-Hispanic	0	0%	0	0%	0	0%
Unknown ethnicity	0	0%	0	0%	0	0%
Total	21		5		1	

Outcomes for Florida residents

Wakulla

Hospitalizations 5 (24% of all cases)

Deaths 1 (5% of all cases)

Statewide

Hospitalizations 5,419 (17% of all cases)

Deaths 1,218 (4% of all cases)

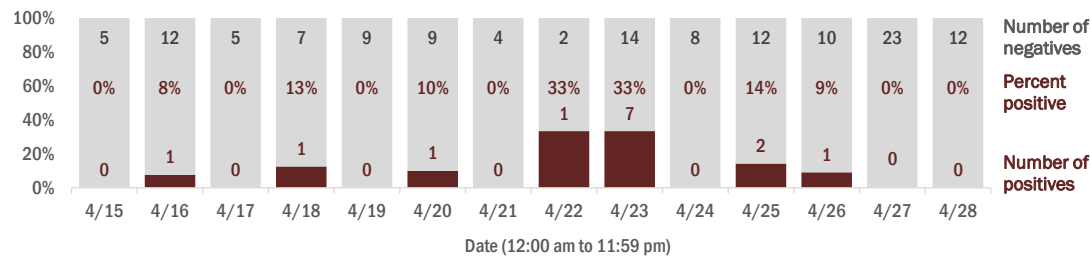
Hospitalization counts include anyone who was hospitalized at some point during their illness. It does not reflect the number of people currently hospitalized.

Other race includes any person with a race of American Indian/Alaskan native, Asian, native Hawaiian/Pacific Islander, or other.

Laboratory testing for Florida residents and non-Florida residents over the past 2 weeks

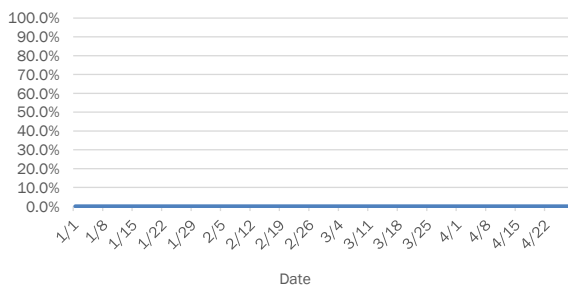
Number and percent of positive labs

These counts include the number of people for whom the department received laboratory results by day. People tested on multiple days will be included for each day a new result was received. A person is only counted once for each day they are tested, regardless of whether multiple specimens are tested or multiple results are received. If a person has a positive specimen and a negative specimen in the same day, only the positive result is counted.

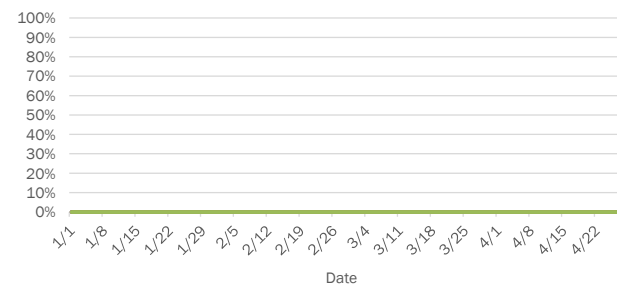


Emergency department (ED) chief complaint and admission data for Wakulla County

Daily percent of ED visits that result in **cough-associated admissions**



Daily percent of ED visits that mention **cough, fever, or shortness of breath**



The Electronic Surveillance System for the Early Notification of Community-Based Epidemics (ESSENCE-FL) includes chief complaint data from 214 of 215 Florida EDs. Data are transmitted electronically to ESSENCE-FL daily or hourly.

Coronavirus: summary for Walton County

Data verified as of Apr 29, 2020 at 10 AM

Data in this report are provisional and subject to change.

Confirmed cases

Total cases 35

Florida residents 27

Non-Florida residents 8

Gender for Florida residents

Men 9

Women 18

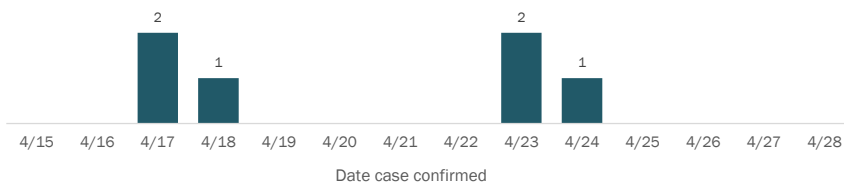
Unknown 0

Age for Florida residents

Range 20 - 90

Median age 49

Cases confirmed in Florida residents per day



Race, ethnicity

	Cases		Hospitalizations		Deaths
White	23	85%	5	83%	0
Hispanic	1	4%	0	0%	0
Non-Hispanic	22	81%	5	83%	0
Unknown ethnicity	0	0%	0	0%	0
Black	3	11%	1	17%	0
Hispanic	0	0%	0	0%	0
Non-Hispanic	3	11%	1	17%	0
Unknown ethnicity	0	0%	0	0%	0
Other	0	0%	0	0%	0
Hispanic	0	0%	0	0%	0
Non-Hispanic	0	0%	0	0%	0
Unknown ethnicity	0	0%	0	0%	0
Unknown race	1	4%	0	0%	0
Hispanic	0	0%	0	0%	0
Non-Hispanic	0	0%	0	0%	0
Unknown ethnicity	1	4%	0	0%	0
Total	27		6		0

Outcomes for Florida residents

Walton

Hospitalizations 6 (22% of all cases)

Deaths 0 (0% of all cases)

Statewide

Hospitalizations 5,419 (17% of all cases)

Deaths 1,218 (4% of all cases)

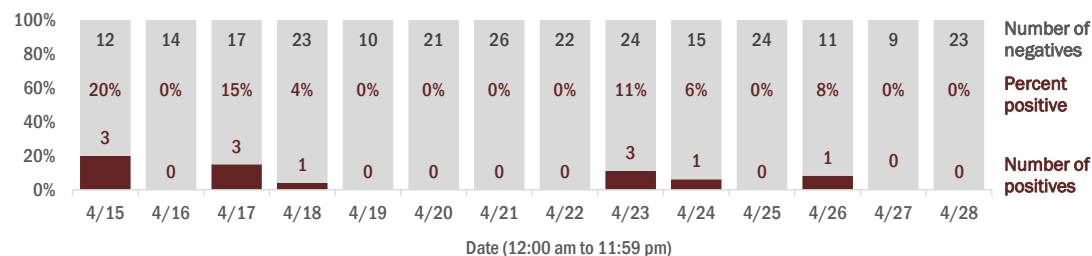
Hospitalization counts include anyone who was hospitalized at some point during their illness. It does not reflect the number of people currently hospitalized.

Other race includes any person with a race of American Indian/Alaskan native, Asian, native Hawaiian/Pacific Islander, or other.

Laboratory testing for Florida residents and non-Florida residents over the past 2 weeks

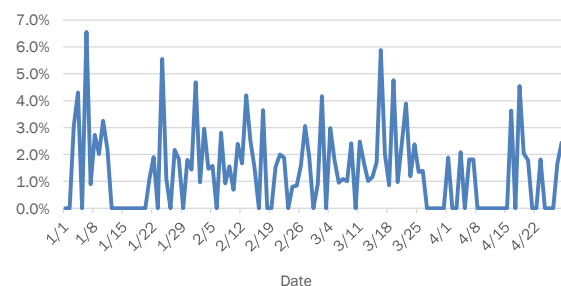
Number and percent of positive labs

These counts include the number of people for whom the department received laboratory results by day. People tested on multiple days will be included for each day a new result was received. A person is only counted once for each day they are tested, regardless of whether multiple specimens are tested or multiple results are received. If a person has a positive specimen and a negative specimen in the same day, only the positive result is counted.

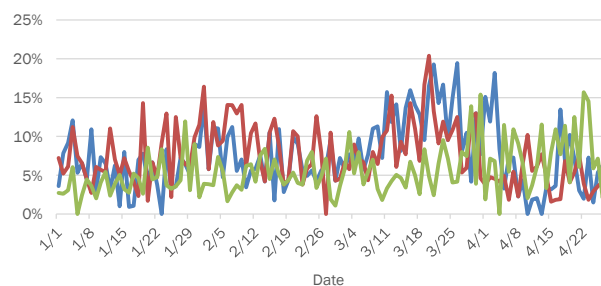


Emergency department (ED) chief complaint and admission data for Walton County

Daily percent of ED visits that result in cough-associated admissions



Daily percent of ED visits that mention cough, fever, or shortness of breath



The Electronic Surveillance System for the Early Notification of Community-Based Epidemics (ESSENCE-FL) includes chief complaint data from 214 of 215 Florida EDs. Data are transmitted electronically to ESSENCE-FL daily or hourly.

Coronavirus: summary for Washington County

Data verified as of Apr 29, 2020 at 10 AM

Data in this report are provisional and subject to change.

Confirmed cases

Total cases 12

Florida residents 12

Non-Florida residents 0

Gender for Florida residents

Men 7

Women 5

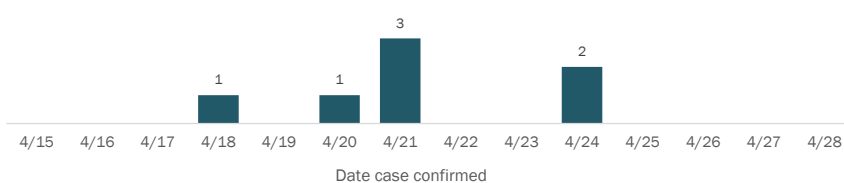
Unknown 0

Age for Florida residents

Range 25 - 62

Median age 55

Cases confirmed in Florida residents per day



Race, ethnicity	Cases	Hospitalizations	Deaths
White	12	1	0
Hispanic	0	0	0
Non-Hispanic	12	1	0
Unknown ethnicity	0	0	0
Black	0	0	0
Hispanic	0	0	0
Non-Hispanic	0	0	0
Unknown ethnicity	0	0	0
Other	0	0	0
Hispanic	0	0	0
Non-Hispanic	0	0	0
Unknown ethnicity	0	0	0
Unknown race	0	0	0
Hispanic	0	0	0
Non-Hispanic	0	0	0
Unknown ethnicity	0	0	0
Total	12	1	0

Outcomes for Florida residents

Washington

Hospitalizations 1 (8% of all cases)

Deaths 0 (0% of all cases)

Statewide

Hospitalizations 5,419 (17% of all cases)

Deaths 1,218 (4% of all cases)

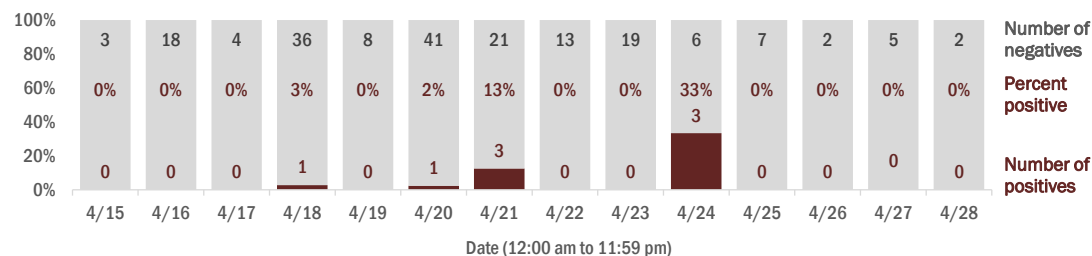
Hospitalization counts include anyone who was hospitalized at some point during their illness. It does not reflect the number of people currently hospitalized.

Other race includes any person with a race of American Indian/Alaskan native, Asian, native Hawaiian/Pacific Islander, or other.

Laboratory testing for Florida residents and non-Florida residents over the past 2 weeks

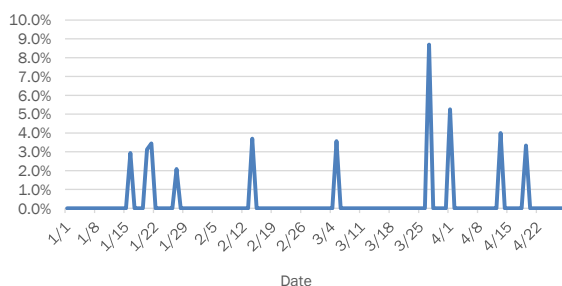
Number and percent of positive labs

These counts include the number of people for whom the department received laboratory results by day. People tested on multiple days will be included for each day a new result was received. A person is only counted once for each day they are tested, regardless of whether multiple specimens are tested or multiple results are received. If a person has a positive specimen and a negative specimen in the same day, only the positive result is counted.

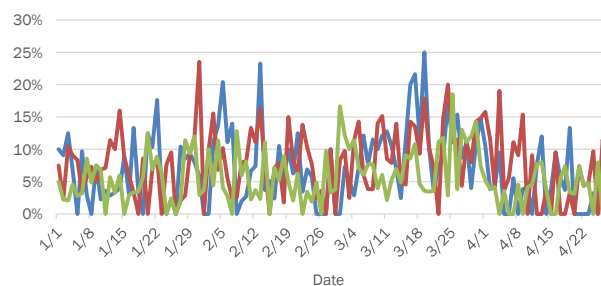


Emergency department (ED) chief complaint and admission data for Washington County

Daily percent of ED visits that result in cough-associated admissions



Daily percent of ED visits that mention cough, fever, or shortness of breath



The Electronic Surveillance System for the Early Notification of Community-Based Epidemics (ESSENCE-FL) includes chief complaint data from 214 of 215 Florida EDs. Data are transmitted electronically to ESSENCE-FL daily or hourly.