

# Coronavirus: summary for Alachua County

Data verified as of Apr 26, 2020 at 10 AM

Data in this report are provisional and subject to change.

## Confirmed cases

**Total cases** 251

Florida residents 240

Non-Florida residents 11

## Gender for Florida residents

Men 99

Women 141

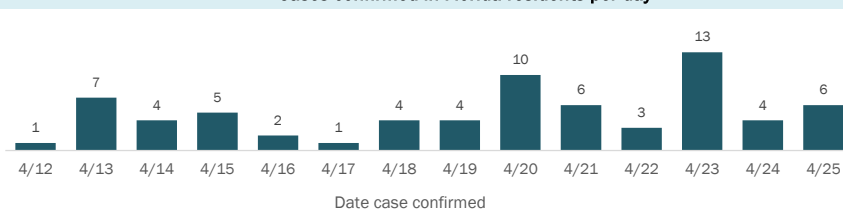
Unknown 0

## Age for Florida residents

Range 2 - 94

Median age 49

## Cases confirmed in Florida residents per day



Race, ethnicity	Cases	Hospitalizations	Deaths
White	102	43%	18
Hispanic	9	4%	0
Non-Hispanic	90	38%	17
Unknown ethnicity	3	1%	1
Black	74	31%	16
Hispanic	1	0%	0
Non-Hispanic	73	30%	16
Unknown ethnicity	0	0%	0
Other	19	8%	0
Hispanic	7	3%	0
Non-Hispanic	11	5%	0
Unknown ethnicity	1	0%	0
Unknown race	45	19%	6
Hispanic	1	0%	0
Non-Hispanic	0	0%	0
Unknown ethnicity	44	18%	6
<b>Total</b>	<b>240</b>	<b>40</b>	<b>2</b>

## Outcomes for Florida residents

### Alachua

Hospitalizations 40 (17% of all cases)  
Deaths 2 (1% of all cases)

### Statewide

Hospitalizations 4,957 (16% of all cases)  
Deaths 1,074 (4% of all cases)

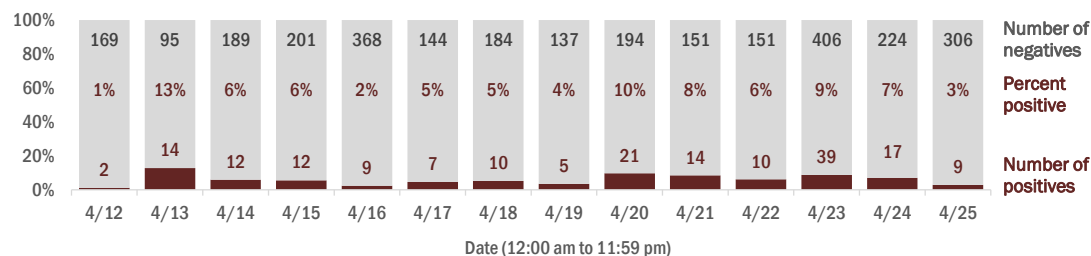
**Hospitalization** counts include anyone who was hospitalized at some point during their illness. It does not reflect the number of people currently hospitalized.

**Other race** includes any person with a race of American Indian/Alaskan native, Asian, native Hawaiian/Pacific Islander, or other.

## Laboratory testing for Florida residents and non-Florida residents over the past 2 weeks

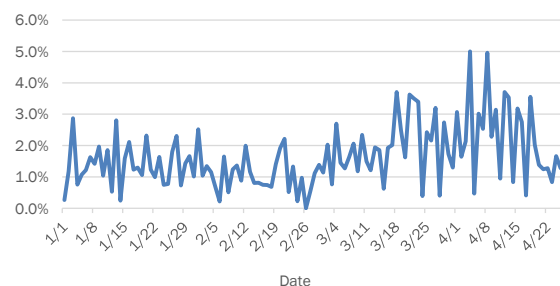
### Number and percent of positive labs

These counts include the number of people for whom the department received laboratory results by day. People tested on multiple days will be included for each day a new result was received. A person is only counted once for each day they are tested, regardless of whether multiple specimens are tested or multiple results are received. If a person has a positive specimen and a negative specimen in the same day, only the positive result is counted.

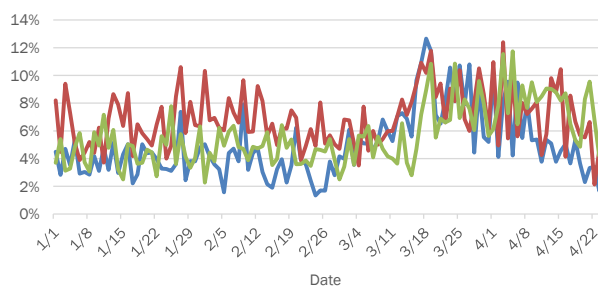


## Emergency department (ED) chief complaint and admission data for Alachua County

### Daily percent of ED visits that result in cough-associated admissions



### Daily percent of ED visits that mention cough, fever, or shortness of breath



The Electronic Surveillance System for the Early Notification of Community-Based Epidemics (ESSENCE-FL) includes chief complaint data from 214 of 215 Florida EDs. Data are transmitted electronically to ESSENCE-FL daily or hourly.

# Coronavirus: summary for Baker County

Data verified as of Apr 26, 2020 at 10 AM

Data in this report are provisional and subject to change.

## Confirmed cases

**Total cases** 20

Florida residents 20

Non-Florida residents 0

## Gender for Florida residents

Men 7

Women 13

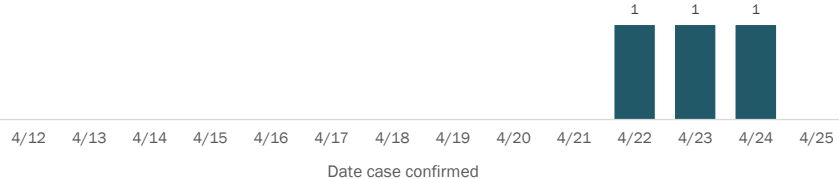
Unknown 0

## Age for Florida residents

Range 24 - 97

Median age 70

## Cases confirmed in Florida residents per day



## Race, ethnicity

	Cases		Hospitalizations		Deaths	
White	17	85%	7	88%	3	100%
Hispanic	0	0%	0	0%	0	0%
Non-Hispanic	17	85%	7	88%	3	100%
Unknown ethnicity	0	0%	0	0%	0	0%
Black	2	10%	0	0%	0	0%
Hispanic	0	0%	0	0%	0	0%
Non-Hispanic	1	5%	0	0%	0	0%
Unknown ethnicity	1	5%	0	0%	0	0%
Other	1	5%	1	13%	0	0%
Hispanic	0	0%	0	0%	0	0%
Non-Hispanic	1	5%	1	13%	0	0%
Unknown ethnicity	0	0%	0	0%	0	0%
Unknown race	0	0%	0	0%	0	0%
Hispanic	0	0%	0	0%	0	0%
Non-Hispanic	0	0%	0	0%	0	0%
Unknown ethnicity	0	0%	0	0%	0	0%
<b>Total</b>	<b>20</b>		<b>8</b>		<b>3</b>	

## Outcomes for Florida residents

### Baker

Hospitalizations 8 (40% of all cases)

Deaths 3 (15% of all cases)

### Statewide

Hospitalizations 4,957 (16% of all cases)

Deaths 1,074 (4% of all cases)

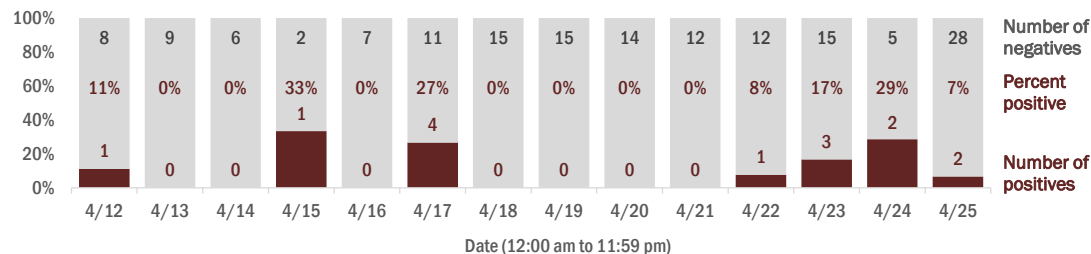
**Hospitalization** counts include anyone who was hospitalized at some point during their illness. It does not reflect the number of people currently hospitalized.

**Other race** includes any person with a race of American Indian/Alaskan native, Asian, native Hawaiian/Pacific Islander, or other.

## Laboratory testing for Florida residents and non-Florida residents over the past 2 weeks

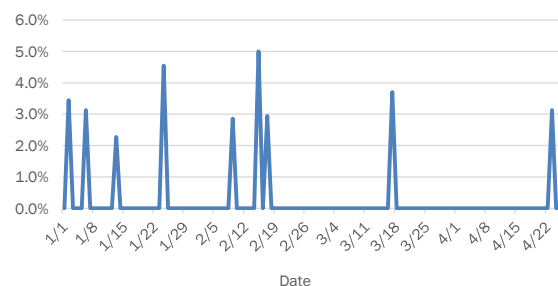
### Number and percent of positive labs

These counts include the number of people for whom the department received laboratory results by day. People tested on multiple days will be included for each day a new result was received. A person is only counted once for each day they are tested, regardless of whether multiple specimens are tested or multiple results are received. If a person has a positive specimen and a negative specimen in the same day, only the positive result is counted.

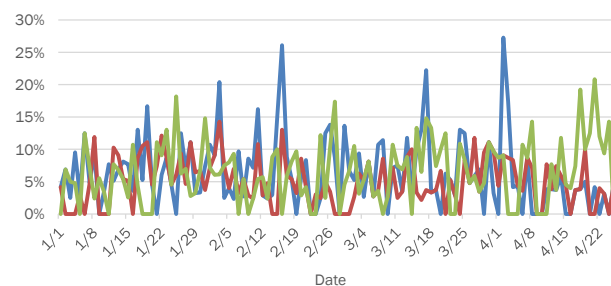


## Emergency department (ED) chief complaint and admission data for Baker County

### Daily percent of ED visits that result in cough-associated admissions



### Daily percent of ED visits that mention cough, fever, or shortness of breath



The Electronic Surveillance System for the Early Notification of Community-Based Epidemics (ESSENCE-FL) includes chief complaint data from 214 of 215 Florida EDs. Data are transmitted electronically to ESSENCE-FL daily or hourly.

# Coronavirus: summary for Bay County

Data verified as of Apr 26, 2020 at 10 AM

Data in this report are provisional and subject to change.

## Confirmed cases

**Total cases** 65

Florida residents 64

Non-Florida residents 1

## Gender for Florida residents

Men 37

Women 27

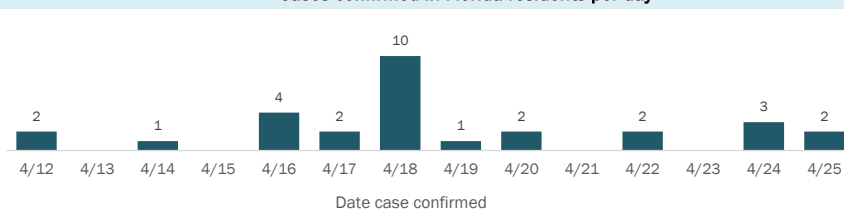
Unknown 0

## Age for Florida residents

Range 14 - 93

Median age 48

## Cases confirmed in Florida residents per day



## Race, ethnicity

	Cases	Hospitalizations	Deaths
White	47	73%	7
Hispanic	12	19%	1
Non-Hispanic	34	53%	6
Unknown ethnicity	1	2%	0
Black	8	13%	2
Hispanic	0	0%	0
Non-Hispanic	8	13%	2
Unknown ethnicity	0	0%	0
Other	3	5%	0
Hispanic	2	3%	0
Non-Hispanic	0	0%	0
Unknown ethnicity	1	2%	0
Unknown race	6	9%	0
Hispanic	0	0%	0
Non-Hispanic	0	0%	0
Unknown ethnicity	6	9%	0
<b>Total</b>	<b>64</b>	<b>9</b>	<b>2</b>

## Outcomes for Florida residents

### Bay

Hospitalizations 9 (14% of all cases)

Deaths 2 (3% of all cases)

### Statewide

Hospitalizations 4,957 (16% of all cases)

Deaths 1,074 (4% of all cases)

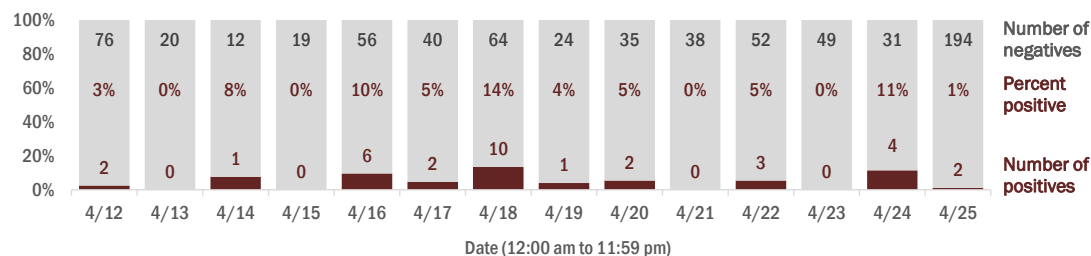
**Hospitalization** counts include anyone who was hospitalized at some point during their illness. It does not reflect the number of people currently hospitalized.

**Other race** includes any person with a race of American Indian/Alaskan native, Asian, native Hawaiian/Pacific Islander, or other.

## Laboratory testing for Florida residents and non-Florida residents over the past 2 weeks

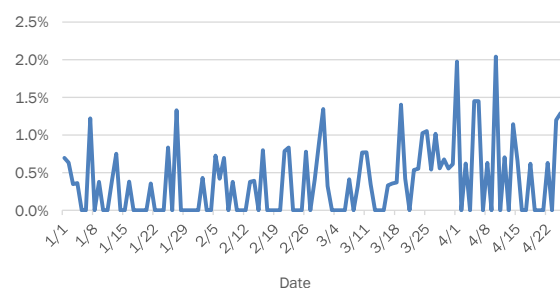
### Number and percent of positive labs

These counts include the number of people for whom the department received laboratory results by day. People tested on multiple days will be included for each day a new result was received. A person is only counted once for each day they are tested, regardless of whether multiple specimens are tested or multiple results are received. If a person has a positive specimen and a negative specimen in the same day, only the positive result is counted.

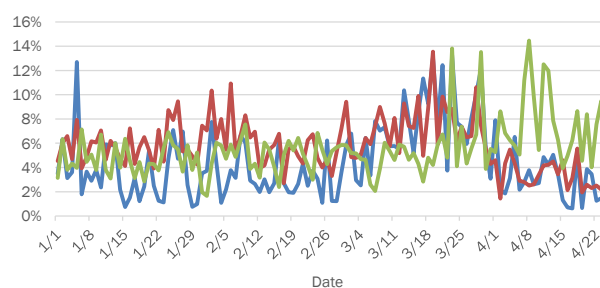


## Emergency department (ED) chief complaint and admission data for Bay County

### Daily percent of ED visits that result in cough-associated admissions



### Daily percent of ED visits that mention cough, fever, or shortness of breath



The Electronic Surveillance System for the Early Notification of Community-Based Epidemics (ESSENCE-FL) includes chief complaint data from 214 of 215 Florida EDs. Data are transmitted electronically to ESSENCE-FL daily or hourly.

# Coronavirus: summary for Bradford County

Data verified as of Apr 26, 2020 at 10 AM

Data in this report are provisional and subject to change.

## Confirmed cases

**Total cases** 43

Florida residents 43

Non-Florida residents 0

## Gender for Florida residents

Men 8

Women 35

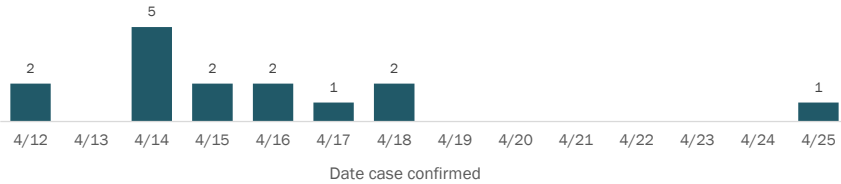
Unknown 0

## Age for Florida residents

Range 8 - 107

Median age 73

## Cases confirmed in Florida residents per day



## Race, ethnicity

	Cases		Hospitalizations		Deaths	
White	40	93%	9	90%	2	100%
Hispanic	0	0%	0	0%	0	0%
Non-Hispanic	39	91%	9	90%	2	100%
Unknown ethnicity	1	2%	0	0%	0	0%
Black	3	7%	1	10%	0	0%
Hispanic	0	0%	0	0%	0	0%
Non-Hispanic	3	7%	1	10%	0	0%
Unknown ethnicity	0	0%	0	0%	0	0%
Other	0	0%	0	0%	0	0%
Hispanic	0	0%	0	0%	0	0%
Non-Hispanic	0	0%	0	0%	0	0%
Unknown ethnicity	0	0%	0	0%	0	0%
Unknown race	0	0%	0	0%	0	0%
Hispanic	0	0%	0	0%	0	0%
Non-Hispanic	0	0%	0	0%	0	0%
Unknown ethnicity	0	0%	0	0%	0	0%
<b>Total</b>	<b>43</b>		<b>10</b>		<b>2</b>	

## Outcomes for Florida residents

### Bradford

Hospitalizations 10 (23% of all cases)  
Deaths 2 (5% of all cases)

### Statewide

Hospitalizations 4,957 (16% of all cases)  
Deaths 1,074 (4% of all cases)

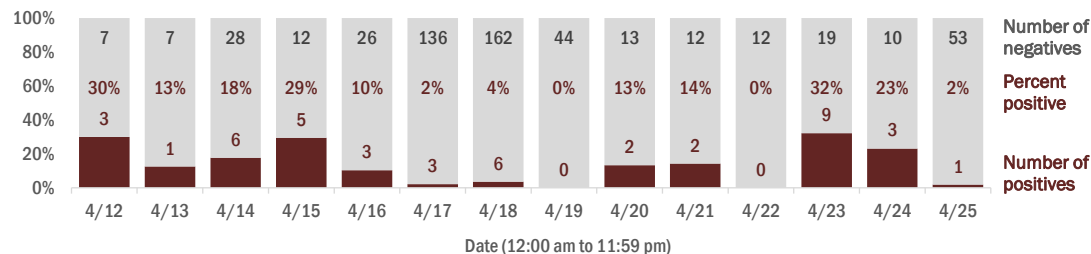
**Hospitalization** counts include anyone who was hospitalized at some point during their illness. It does not reflect the number of people currently hospitalized.

**Other race** includes any person with a race of American Indian/Alaskan native, Asian, native Hawaiian/Pacific Islander, or other.

## Laboratory testing for Florida residents and non-Florida residents over the past 2 weeks

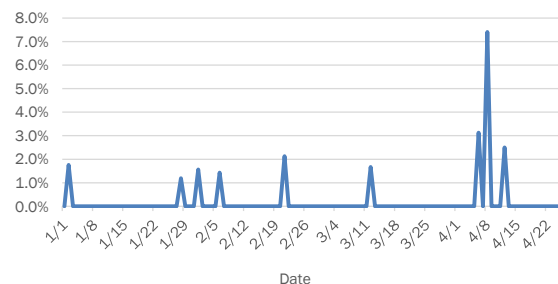
### Number and percent of positive labs

These counts include the number of people for whom the department received laboratory results by day. People tested on multiple days will be included for each day a new result was received. A person is only counted once for each day they are tested, regardless of whether multiple specimens are tested or multiple results are received. If a person has a positive specimen and a negative specimen in the same day, only the positive result is counted.

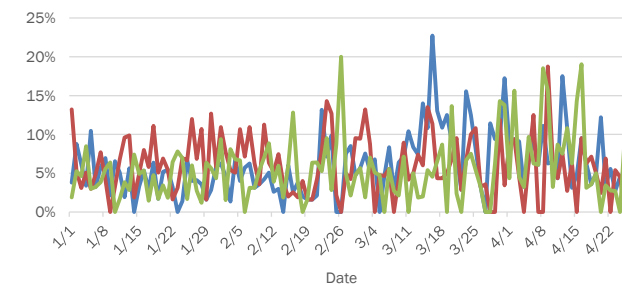


## Emergency department (ED) chief complaint and admission data for Bradford County

### Daily percent of ED visits that result in cough-associated admissions



### Daily percent of ED visits that mention cough, fever, or shortness of breath



The Electronic Surveillance System for the Early Notification of Community-Based Epidemics (ESSENCE-FL) includes chief complaint data from 214 of 215 Florida EDs. Data are transmitted electronically to ESSENCE-FL daily or hourly.

# Coronavirus: summary for Brevard County

Data verified as of Apr 26, 2020 at 10 AM

Data in this report are provisional and subject to change.

## Confirmed cases

**Total cases** 252

Florida residents 244

Non-Florida residents 8

## Gender for Florida residents

Men 124

Women 120

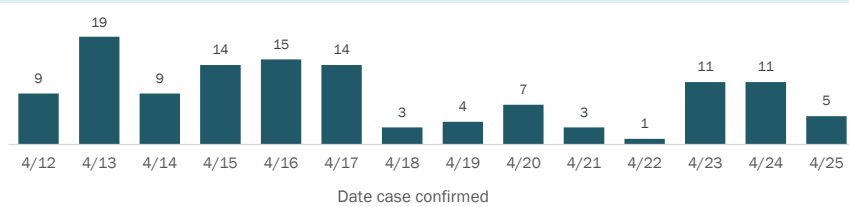
Unknown 0

## Age for Florida residents

Range 1 - 94

Median age 53

## Cases confirmed in Florida residents per day



## Race, ethnicity

	Cases		Hospitalizations		Deaths	
White	171	70%	30	67%	6	75%
Hispanic	28	11%	1	2%	0	0%
Non-Hispanic	142	58%	29	64%	6	75%
Unknown ethnicity	1	0%	0	0%	0	0%
Black	45	18%	9	20%	2	25%
Hispanic	5	2%	1	2%	0	0%
Non-Hispanic	39	16%	7	16%	2	25%
Unknown ethnicity	1	0%	1	2%	0	0%
Other	12	5%	5	11%	0	0%
Hispanic	5	2%	3	7%	0	0%
Non-Hispanic	6	2%	2	4%	0	0%
Unknown ethnicity	1	0%	0	0%	0	0%
Unknown race	16	7%	1	2%	0	0%
Hispanic	1	0%	1	2%	0	0%
Non-Hispanic	2	1%	0	0%	0	0%
Unknown ethnicity	13	5%	0	0%	0	0%
<b>Total</b>	<b>244</b>		<b>45</b>		<b>8</b>	

## Outcomes for Florida residents

### Brevard

Hospitalizations	45	(18% of all cases)
Deaths	8	(3% of all cases)

### Statewide

Hospitalizations	4,957	(16% of all cases)
Deaths	1,074	(4% of all cases)

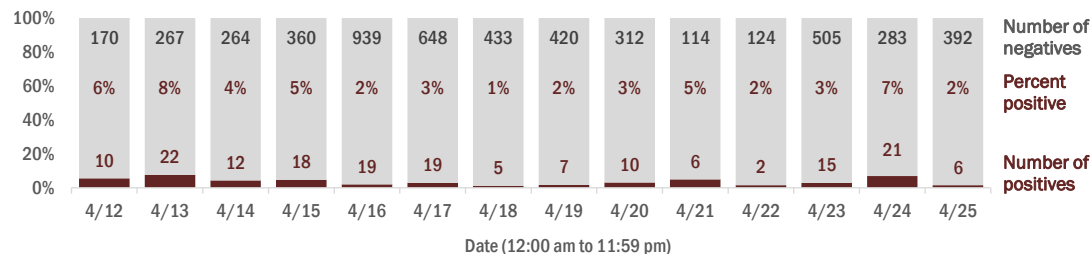
**Hospitalization** counts include anyone who was hospitalized at some point during their illness. It does not reflect the number of people currently hospitalized.

**Other race** includes any person with a race of American Indian/Alaskan native, Asian, native Hawaiian/Pacific Islander, or other.

## Laboratory testing for Florida residents and non-Florida residents over the past 2 weeks

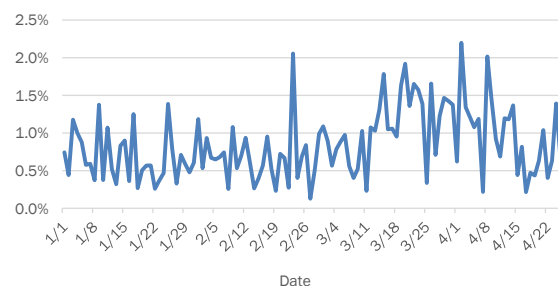
### Number and percent of positive labs

These counts include the number of people for whom the department received laboratory results by day. People tested on multiple days will be included for each day a new result was received. A person is only counted once for each day they are tested, regardless of whether multiple specimens are tested or multiple results are received. If a person has a positive specimen and a negative specimen in the same day, only the positive result is counted.

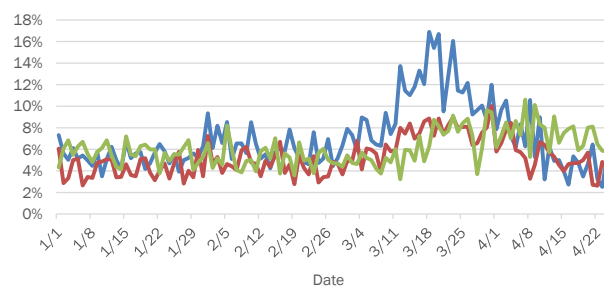


## Emergency department (ED) chief complaint and admission data for Brevard County

### Daily percent of ED visits that result in cough-associated admissions



### Daily percent of ED visits that mention cough, fever, or shortness of breath



The Electronic Surveillance System for the Early Notification of Community-Based Epidemics (ESSENCE-FL) includes chief complaint data from 214 of 215 Florida EDs. Data are transmitted electronically to ESSENCE-FL daily or hourly.

# Coronavirus: summary for Broward County

Data verified as of Apr 26, 2020 at 10 AM

Data in this report are provisional and subject to change.

## Confirmed cases

**Total cases** 4,729

Florida residents 4,605

Non-Florida residents 124

## Gender for Florida residents

Men 2,340

Women 2,259

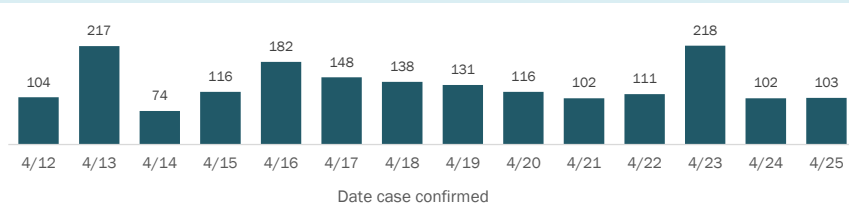
Unknown 6

## Age for Florida residents

Range 0 - 102

Median age 50

## Cases confirmed in Florida residents per day



Race, ethnicity	Cases	Hospitalizations	Deaths
White	2,251	49%	353
Hispanic	1,096	24%	123
Non-Hispanic	1,128	24%	222
Unknown ethnicity	27	1%	8
Black	1,493	32%	396
Hispanic	105	2%	31
Non-Hispanic	1,368	30%	361
Unknown ethnicity	20	0%	4
Other	443	10%	76
Hispanic	212	5%	33
Non-Hispanic	209	5%	40
Unknown ethnicity	22	0%	3
Unknown race	418	9%	23
Hispanic	61	1%	7
Non-Hispanic	16	0%	2
Unknown ethnicity	341	7%	14
<b>Total</b>	<b>4,605</b>	<b>848</b>	<b>170</b>

## Outcomes for Florida residents

### Broward

Hospitalizations 848 (18% of all cases)

Deaths 170 (4% of all cases)

### Statewide

Hospitalizations 4,957 (16% of all cases)

Deaths 1,074 (4% of all cases)

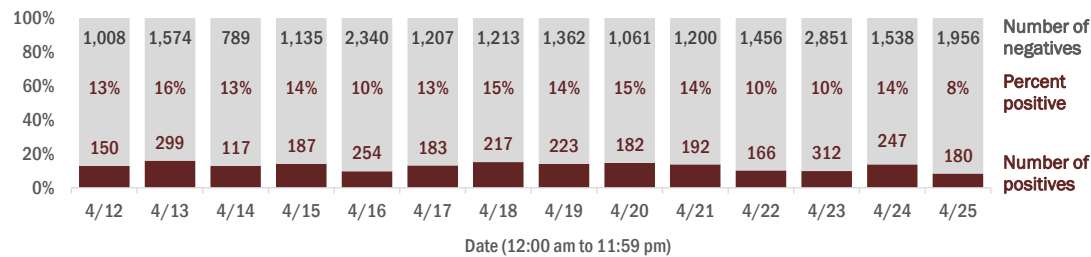
**Hospitalization** counts include anyone who was hospitalized at some point during their illness. It does not reflect the number of people currently hospitalized.

**Other race** includes any person with a race of American Indian/Alaskan native, Asian, native Hawaiian/Pacific Islander, or other.

## Laboratory testing for Florida residents and non-Florida residents over the past 2 weeks

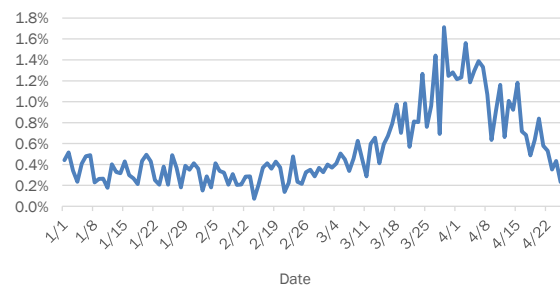
### Number and percent of positive labs

These counts include the number of people for whom the department received laboratory results by day. People tested on multiple days will be included for each day a new result was received. A person is only counted once for each day they are tested, regardless of whether multiple specimens are tested or multiple results are received. If a person has a positive specimen and a negative specimen in the same day, only the positive result is counted.

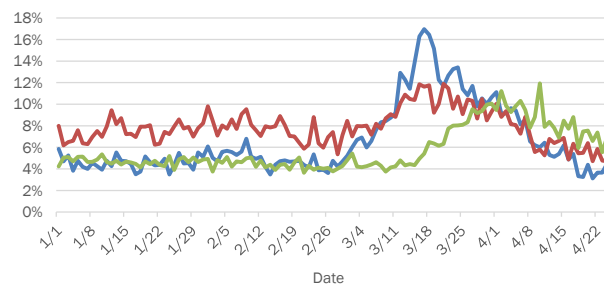


## Emergency department (ED) chief complaint and admission data for Broward County

### Daily percent of ED visits that result in cough-associated admissions



### Daily percent of ED visits that mention cough, fever, or shortness of breath



The Electronic Surveillance System for the Early Notification of Community-Based Epidemics (ESSENCE-FL) includes chief complaint data from 214 of 215 Florida EDs. Data are transmitted electronically to ESSENCE-FL daily or hourly.

# Coronavirus: summary for Calhoun County

Data verified as of Apr 26, 2020 at 10 AM

Data in this report are provisional and subject to change.

## Confirmed cases

**Total cases** 6

Florida residents 6

Non-Florida residents 0

## Gender for Florida residents

Men 2

Women 4

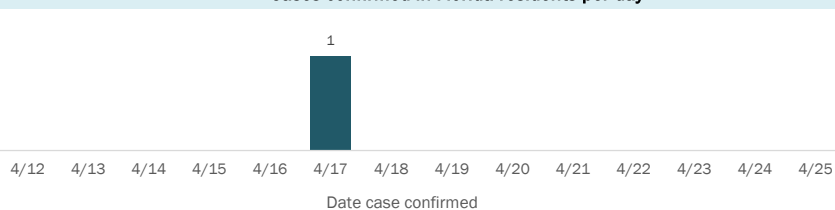
Unknown 0

## Age for Florida residents

Range 20 - 88

Median age 53

## Cases confirmed in Florida residents per day



Race, ethnicity	Cases	Hospitalizations	Deaths
White	2	0	0
Hispanic	0	0	0
Non-Hispanic	2	0	0
Unknown ethnicity	0	0	0
Black	4	2	0
Hispanic	0	0	0
Non-Hispanic	4	2	0
Unknown ethnicity	0	0	0
Other	0	0	0
Hispanic	0	0	0
Non-Hispanic	0	0	0
Unknown ethnicity	0	0	0
Unknown race	0	0	0
Hispanic	0	0	0
Non-Hispanic	0	0	0
Unknown ethnicity	0	0	0
<b>Total</b>	<b>6</b>	<b>2</b>	<b>0</b>

## Outcomes for Florida residents

### Calhoun

Hospitalizations 2 (33% of all cases)  
Deaths 0 (0% of all cases)

### Statewide

Hospitalizations 4,957 (16% of all cases)  
Deaths 1,074 (4% of all cases)

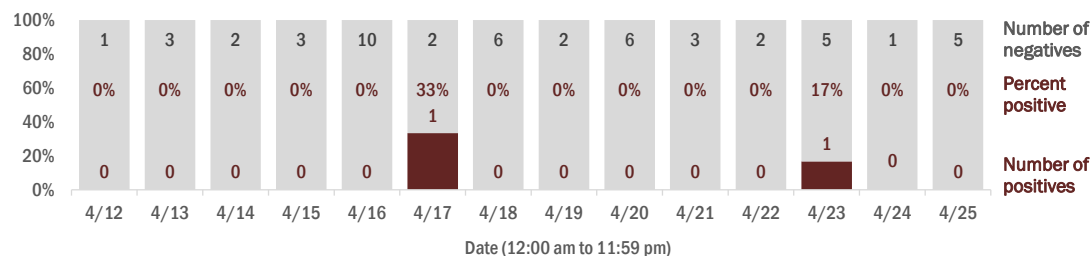
**Hospitalization** counts include anyone who was hospitalized at some point during their illness. It does not reflect the number of people currently hospitalized.

**Other race** includes any person with a race of American Indian/Alaskan native, Asian, native Hawaiian/Pacific Islander, or other.

## Laboratory testing for Florida residents and non-Florida residents over the past 2 weeks

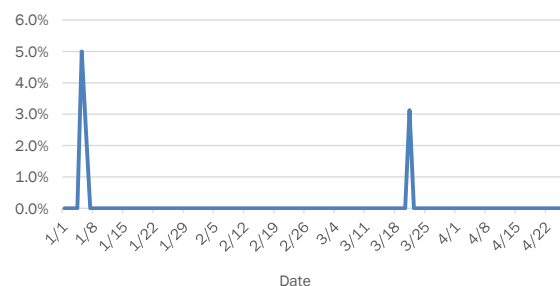
### Number and percent of positive labs

These counts include the number of people for whom the department received laboratory results by day. People tested on multiple days will be included for each day a new result was received. A person is only counted once for each day they are tested, regardless of whether multiple specimens are tested or multiple results are received. If a person has a positive specimen and a negative specimen in the same day, only the positive result is counted.

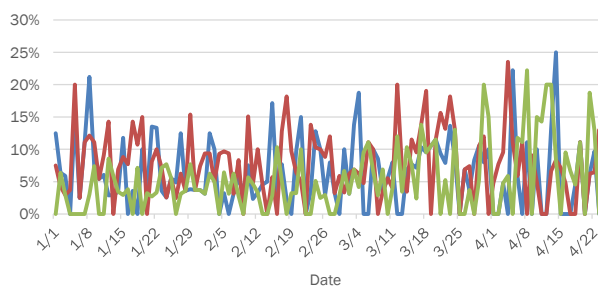


## Emergency department (ED) chief complaint and admission data for Calhoun County

### Daily percent of ED visits that result in cough-associated admissions



### Daily percent of ED visits that mention cough, fever, or shortness of breath



The Electronic Surveillance System for the Early Notification of Community-Based Epidemics (ESSENCE-FL) includes chief complaint data from 214 of 215 Florida EDs. Data are transmitted electronically to ESSENCE-FL daily or hourly.

# Coronavirus: summary for Charlotte County

Data verified as of Apr 26, 2020 at 10 AM

Data in this report are provisional and subject to change.

## Confirmed cases

**Total cases** 203

Florida residents 202

Non-Florida residents 1

## Gender for Florida residents

Men 82

Women 120

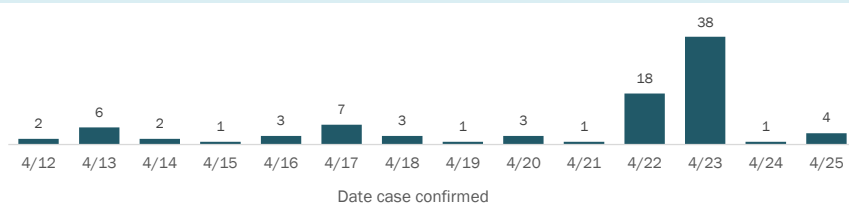
Unknown 0

## Age for Florida residents

Range 3 - 100

Median age 69

## Cases confirmed in Florida residents per day



## Race, ethnicity

	Cases		Hospitalizations		Deaths	
White	129	64%	26	81%	14	100%
Hispanic	4	2%	3	9%	1	7%
Non-Hispanic	111	55%	23	72%	13	93%
Unknown ethnicity	14	7%	0	0%	0	0%
Black	21	10%	3	9%	0	0%
Hispanic	1	0%	0	0%	0	0%
Non-Hispanic	19	9%	3	9%	0	0%
Unknown ethnicity	1	0%	0	0%	0	0%
Other	4	2%	1	3%	0	0%
Hispanic	1	0%	0	0%	0	0%
Non-Hispanic	3	1%	1	3%	0	0%
Unknown ethnicity	0	0%	0	0%	0	0%
Unknown race	48	24%	2	6%	0	0%
Hispanic	0	0%	0	0%	0	0%
Non-Hispanic	1	0%	0	0%	0	0%
Unknown ethnicity	47	23%	2	6%	0	0%
<b>Total</b>	<b>202</b>		<b>32</b>		<b>14</b>	

## Outcomes for Florida residents

### Charlotte

Hospitalizations	32	(16% of all cases)
Deaths	14	(7% of all cases)

### Statewide

Hospitalizations	4,957	(16% of all cases)
Deaths	1,074	(4% of all cases)

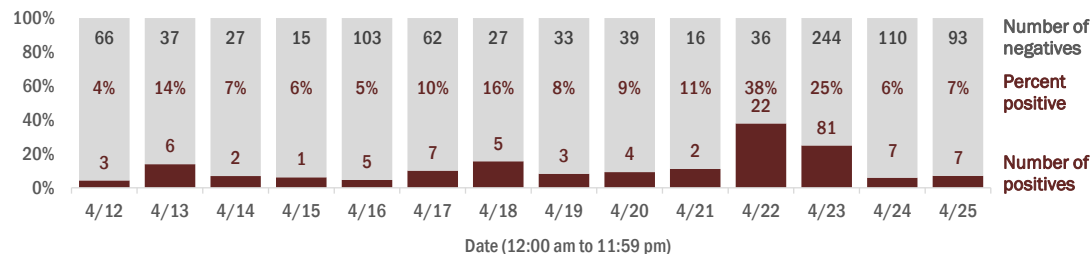
**Hospitalization** counts include anyone who was hospitalized at some point during their illness. It does not reflect the number of people currently hospitalized.

**Other race** includes any person with a race of American Indian/Alaskan native, Asian, native Hawaiian/Pacific Islander, or other.

## Laboratory testing for Florida residents and non-Florida residents over the past 2 weeks

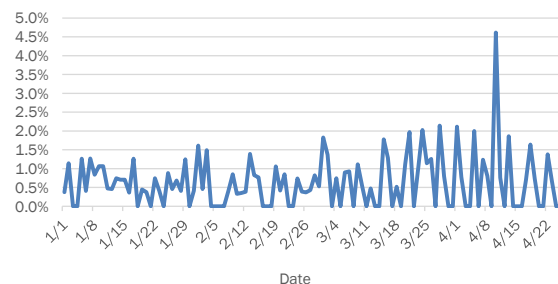
### Number and percent of positive labs

These counts include the number of people for whom the department received laboratory results by day. People tested on multiple days will be included for each day a new result was received. A person is only counted once for each day they are tested, regardless of whether multiple specimens are tested or multiple results are received. If a person has a positive specimen and a negative specimen in the same day, only the positive result is counted.

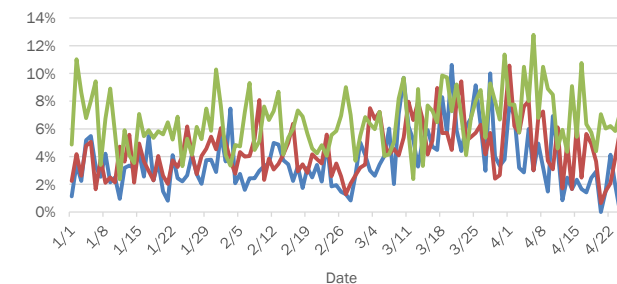


## Emergency department (ED) chief complaint and admission data for Charlotte County

### Daily percent of ED visits that result in cough-associated admissions



### Daily percent of ED visits that mention cough, fever, or shortness of breath



The Electronic Surveillance System for the Early Notification of Community-Based Epidemics (ESSENCE-FL) includes chief complaint data from 214 of 215 Florida EDs. Data are transmitted electronically to ESSENCE-FL daily or hourly.



# Coronavirus: summary for Citrus County

Data verified as of Apr 26, 2020 at 10 AM

Data in this report are provisional and subject to change.

## Confirmed cases

**Total cases** 97

Florida residents 97

Non-Florida residents 0

## Gender for Florida residents

Men 48

Women 49

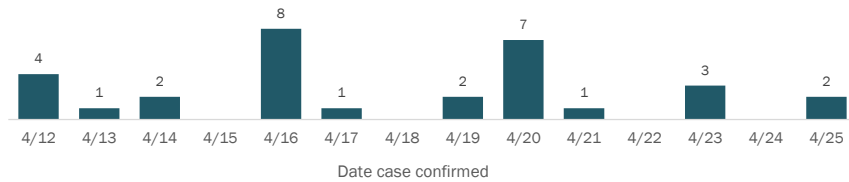
Unknown 0

## Age for Florida residents

Range 0 - 93

Median age 58

## Cases confirmed in Florida residents per day



## Race, ethnicity

	Cases	Hospitalizations	Deaths
White	64	22	11
Hispanic	4	1	0
Non-Hispanic	59	21	11
Unknown ethnicity	1	0	0
Black	1	0	0
Hispanic	0	0	0
Non-Hispanic	1	0	0
Unknown ethnicity	0	0	0
Other	8	1	0
Hispanic	3	0	0
Non-Hispanic	4	1	0
Unknown ethnicity	1	0	0
Unknown race	24	2	0
Hispanic	3	0	0
Non-Hispanic	0	0	0
Unknown ethnicity	21	2	0
<b>Total</b>	<b>97</b>	<b>25</b>	<b>11</b>

## Outcomes for Florida residents

### Citrus

Hospitalizations	25	(26% of all cases)
Deaths	11	(11% of all cases)

### Statewide

Hospitalizations	4,957	(16% of all cases)
Deaths	1,074	(4% of all cases)

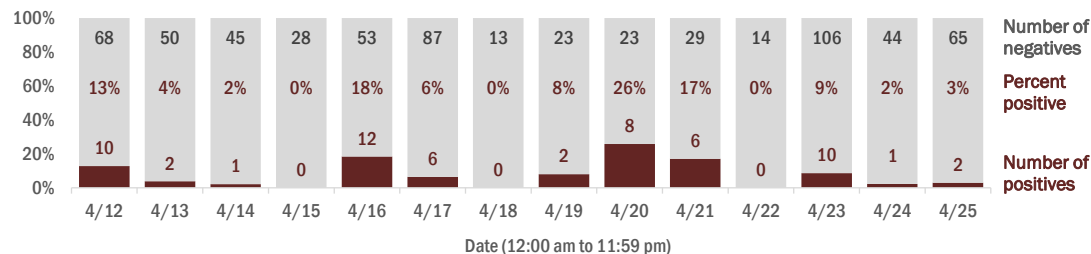
**Hospitalization** counts include anyone who was hospitalized at some point during their illness. It does not reflect the number of people currently hospitalized.

**Other race** includes any person with a race of American Indian/Alaskan native, Asian, native Hawaiian/Pacific Islander, or other.

## Laboratory testing for Florida residents and non-Florida residents over the past 2 weeks

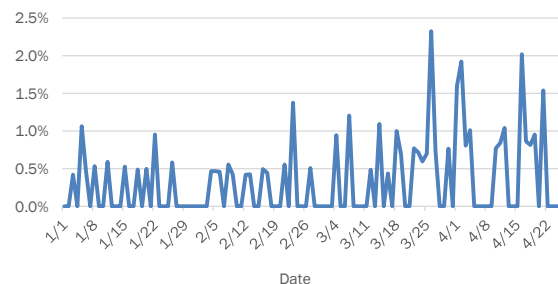
### Number and percent of positive labs

These counts include the number of people for whom the department received laboratory results by day. People tested on multiple days will be included for each day a new result was received. A person is only counted once for each day they are tested, regardless of whether multiple specimens are tested or multiple results are received. If a person has a positive specimen and a negative specimen in the same day, only the positive result is counted.

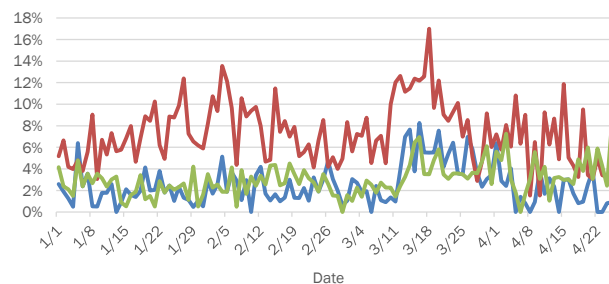


## Emergency department (ED) chief complaint and admission data for Citrus County

### Daily percent of ED visits that result in cough-associated admissions



### Daily percent of ED visits that mention cough, fever, or shortness of breath



The Electronic Surveillance System for the Early Notification of Community-Based Epidemics (ESSENCE-FL) includes chief complaint data from 214 of 215 Florida EDs. Data are transmitted electronically to ESSENCE-FL daily or hourly.

# Coronavirus: summary for Clay County

Data verified as of Apr 26, 2020 at 10 AM

Data in this report are provisional and subject to change.

## Confirmed cases

**Total cases** 267

Florida residents 265

Non-Florida residents 2

## Gender for Florida residents

Men 106

Women 159

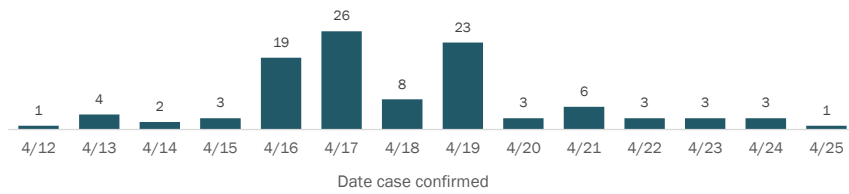
Unknown 0

## Age for Florida residents

Range 6 - 95

Median age 59

## Cases confirmed in Florida residents per day



## Race, ethnicity

	Cases	Hospitalizations	Deaths
<b>White</b>	149	56%	34
Hispanic	15	6%	6
Non-Hispanic	130	49%	27
Unknown ethnicity	4	2%	1
<b>Black</b>	47	18%	14
Hispanic	3	1%	1
Non-Hispanic	43	16%	13
Unknown ethnicity	1	0%	0
<b>Other</b>	17	6%	3
Hispanic	2	1%	0
Non-Hispanic	15	6%	3
Unknown ethnicity	0	0%	0
<b>Unknown race</b>	52	20%	4
Hispanic	1	0%	0
Non-Hispanic	2	1%	0
Unknown ethnicity	49	18%	4
<b>Total</b>	<b>265</b>	<b>55</b>	<b>13</b>

## Outcomes for Florida residents

### Clay

Hospitalizations	55	(21% of all cases)
Deaths	13	(5% of all cases)

### Statewide

Hospitalizations	4,957	(16% of all cases)
Deaths	1,074	(4% of all cases)

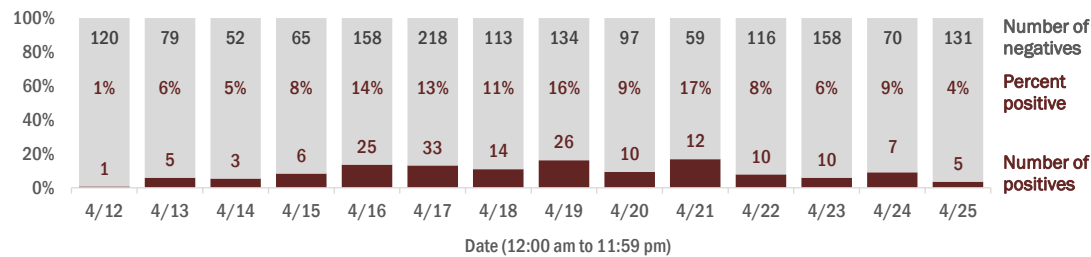
**Hospitalization** counts include anyone who was hospitalized at some point during their illness. It does not reflect the number of people currently hospitalized.

**Other race** includes any person with a race of American Indian/Alaskan native, Asian, native Hawaiian/Pacific Islander, or other.

## Laboratory testing for Florida residents and non-Florida residents over the past 2 weeks

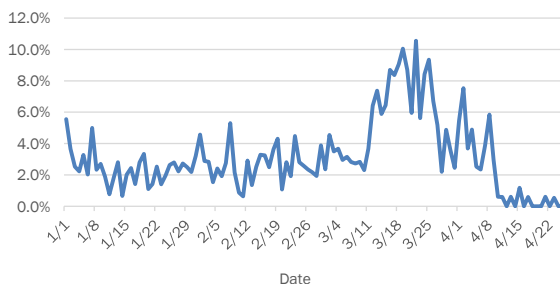
### Number and percent of positive labs

These counts include the number of people for whom the department received laboratory results by day. People tested on multiple days will be included for each day a new result was received. A person is only counted once for each day they are tested, regardless of whether multiple specimens are tested or multiple results are received. If a person has a positive specimen and a negative specimen in the same day, only the positive result is counted.

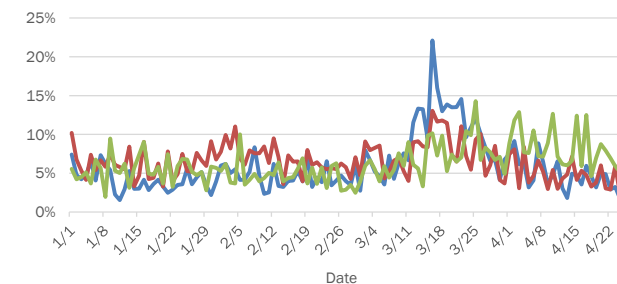


## Emergency department (ED) chief complaint and admission data for Clay County

### Daily percent of ED visits that result in cough-associated admissions



### Daily percent of ED visits that mention cough, fever, or shortness of breath



The Electronic Surveillance System for the Early Notification of Community-Based Epidemics (ESSENCE-FL) includes chief complaint data from 214 of 215 Florida EDs. Data are transmitted electronically to ESSENCE-FL daily or hourly.

# Coronavirus: summary for Collier County

Data verified as of Apr 26, 2020 at 10 AM

Data in this report are provisional and subject to change.

## Confirmed cases

**Total cases** 552

Florida residents 485

Non-Florida residents 67

## Gender for Florida residents

Men 238

Women 246

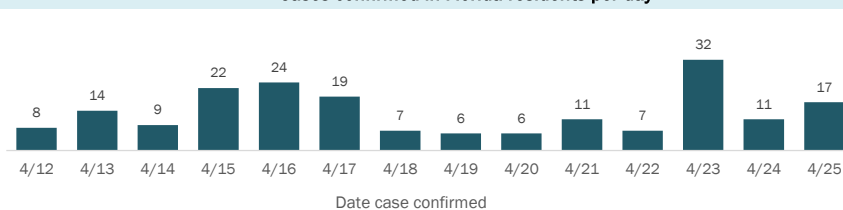
Unknown 1

## Age for Florida residents

Range 0 - 101

Median age 55

## Cases confirmed in Florida residents per day



## Race, ethnicity

	Cases		Hospitalizations		Deaths	
White	343	71%	52	71%	13	87%
Hispanic	120	25%	11	15%	2	13%
Non-Hispanic	211	44%	41	56%	11	73%
Unknown ethnicity	12	2%	0	0%	0	0%
Black	24	5%	5	7%	0	0%
Hispanic	0	0%	0	0%	0	0%
Non-Hispanic	24	5%	5	7%	0	0%
Unknown ethnicity	0	0%	0	0%	0	0%
Other	36	7%	6	8%	1	7%
Hispanic	26	5%	4	5%	1	7%
Non-Hispanic	10	2%	2	3%	0	0%
Unknown ethnicity	0	0%	0	0%	0	0%
Unknown race	82	17%	10	14%	1	7%
Hispanic	6	1%	0	0%	0	0%
Non-Hispanic	1	0%	0	0%	0	0%
Unknown ethnicity	75	15%	10	14%	1	7%
<b>Total</b>	<b>485</b>		<b>73</b>		<b>15</b>	

## Outcomes for Florida residents

### Collier

Hospitalizations	73	(15% of all cases)
Deaths	15	(3% of all cases)

### Statewide

Hospitalizations	4,957	(16% of all cases)
Deaths	1,074	(4% of all cases)

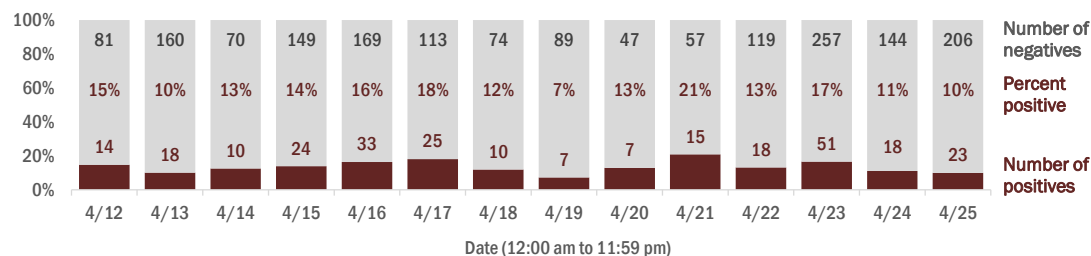
**Hospitalization** counts include anyone who was hospitalized at some point during their illness. It does not reflect the number of people currently hospitalized.

**Other race** includes any person with a race of American Indian/Alaskan native, Asian, native Hawaiian/Pacific Islander, or other.

## Laboratory testing for Florida residents and non-Florida residents over the past 2 weeks

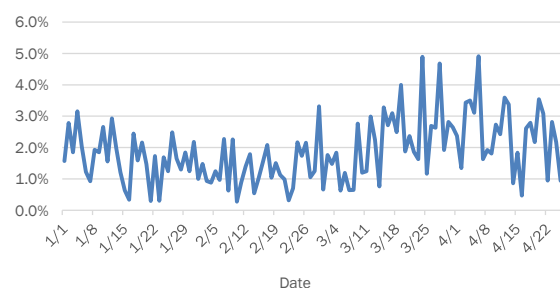
### Number and percent of positive labs

These counts include the number of people for whom the department received laboratory results by day. People tested on multiple days will be included for each day a new result was received. A person is only counted once for each day they are tested, regardless of whether multiple specimens are tested or multiple results are received. If a person has a positive specimen and a negative specimen in the same day, only the positive result is counted.

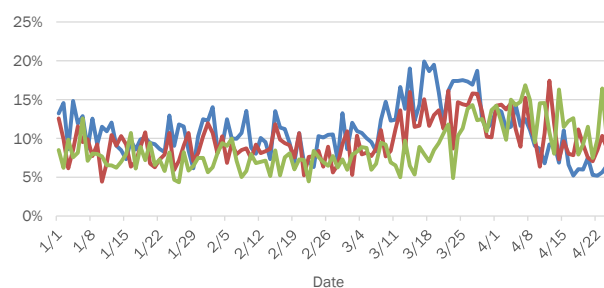


## Emergency department (ED) chief complaint and admission data for Collier County

Daily percent of ED visits that result in **cough-associated admissions**



Daily percent of ED visits that mention **cough**, **fever**, or **shortness of breath**



The Electronic Surveillance System for the Early Notification of Community-Based Epidemics (ESSENCE-FL) includes chief complaint data from 214 of 215 Florida EDs. Data are transmitted electronically to ESSENCE-FL daily or hourly.

# Coronavirus: summary for Columbia County

Data verified as of Apr 26, 2020 at 10 AM

Data in this report are provisional and subject to change.

## Confirmed cases

**Total cases** 49

Florida residents 48

Non-Florida residents 1

## Gender for Florida residents

Men 20

Women 28

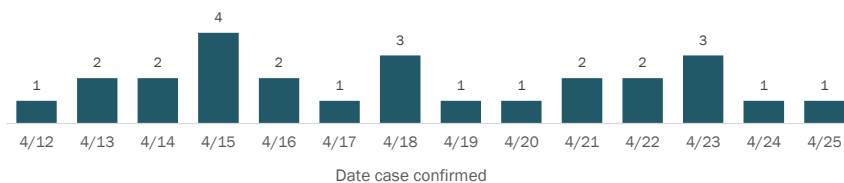
Unknown 0

## Age for Florida residents

Range 1 - 76

Median age 46

## Cases confirmed in Florida residents per day



## Race, ethnicity

	Cases		Hospitalizations		Deaths
White	37	77%	5	83%	0
Hispanic	3	6%	0	0%	0
Non-Hispanic	33	69%	5	83%	0
Unknown ethnicity	1	2%	0	0%	0
Black	8	17%	0	0%	0
Hispanic	0	0%	0	0%	0
Non-Hispanic	7	15%	0	0%	0
Unknown ethnicity	1	2%	0	0%	0
Other	2	4%	1	17%	0
Hispanic	2	4%	1	17%	0
Non-Hispanic	0	0%	0	0%	0
Unknown ethnicity	0	0%	0	0%	0
Unknown race	1	2%	0	0%	0
Hispanic	0	0%	0	0%	0
Non-Hispanic	0	0%	0	0%	0
Unknown ethnicity	1	2%	0	0%	0

**Total** 48 6 0

## Outcomes for Florida residents

### Columbia

Hospitalizations 6 (13% of all cases)

Deaths 0 (0% of all cases)

### Statewide

Hospitalizations 4,957 (16% of all cases)

Deaths 1,074 (4% of all cases)

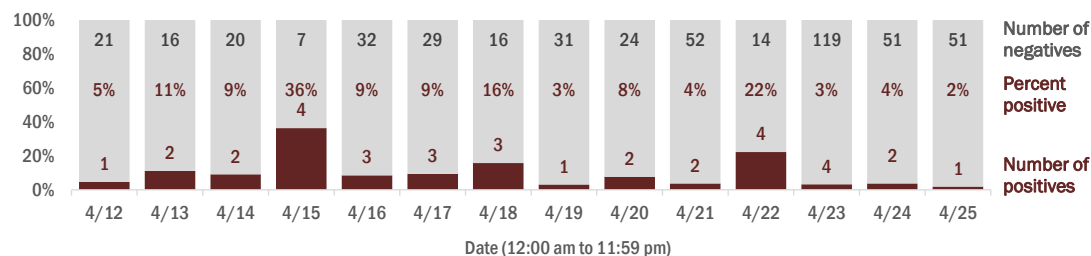
**Hospitalization** counts include anyone who was hospitalized at some point during their illness. It does not reflect the number of people currently hospitalized.

**Other race** includes any person with a race of American Indian/Alaskan native, Asian, native Hawaiian/Pacific Islander, or other.

## Laboratory testing for Florida residents and non-Florida residents over the past 2 weeks

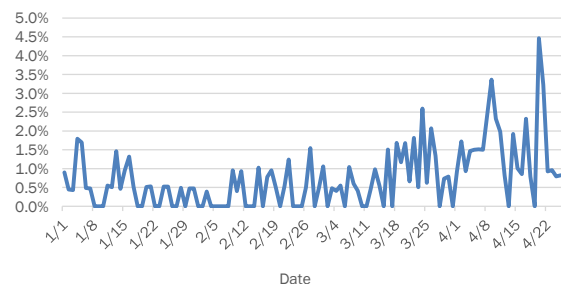
### Number and percent of positive labs

These counts include the number of people for whom the department received laboratory results by day. People tested on multiple days will be included for each day a new result was received. A person is only counted once for each day they are tested, regardless of whether multiple specimens are tested or multiple results are received. If a person has a positive specimen and a negative specimen in the same day, only the positive result is counted.

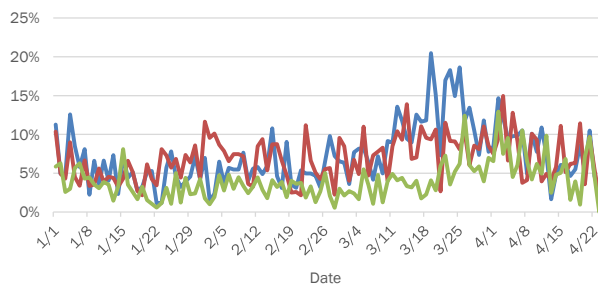


## Emergency department (ED) chief complaint and admission data for Columbia County

### Daily percent of ED visits that result in cough-associated admissions



### Daily percent of ED visits that mention cough, fever, or shortness of breath



The Electronic Surveillance System for the Early Notification of Community-Based Epidemics (ESSENCE-FL) includes chief complaint data from 214 of 215 Florida EDs. Data are transmitted electronically to ESSENCE-FL daily or hourly.

# Coronavirus: summary for Dade County

Data verified as of Apr 26, 2020 at 10 AM

Data in this report are provisional and subject to change.

## Confirmed cases

**Total cases** 11,351

Florida residents 11,215

Non-Florida residents 136

## Gender for Florida residents

Men 5,881

Women 5,297

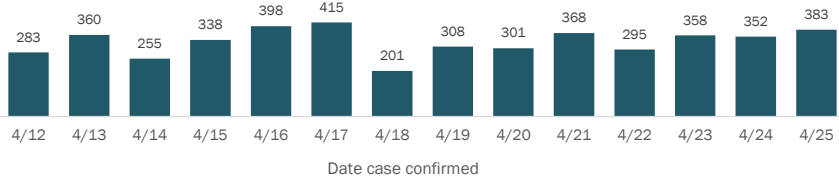
Unknown 37

## Age for Florida residents

Range 0 - 105

Median age 49

## Cases confirmed in Florida residents per day



Race, ethnicity	Cases	Hospitalizations	Deaths
White	4,907	824	177
Hispanic	3,975	686	141
Non-Hispanic	655	113	26
Unknown ethnicity	277	25	10
Black	1,432	317	91
Hispanic	174	38	6
Non-Hispanic	1,135	256	79
Unknown ethnicity	123	23	6
Other	448	61	12
Hispanic	189	25	2
Non-Hispanic	136	26	6
Unknown ethnicity	123	10	4
Unknown race	4,428	77	21
Hispanic	269	22	3
Non-Hispanic	61	9	1
Unknown ethnicity	4,098	46	17
<b>Total</b>	<b>11,215</b>	<b>1,279</b>	<b>301</b>

## Outcomes for Florida residents

### Dade

Hospitalizations 1,279 (11% of all cases)  
Deaths 301 (3% of all cases)

### Statewide

Hospitalizations 4,957 (16% of all cases)  
Deaths 1,074 (4% of all cases)

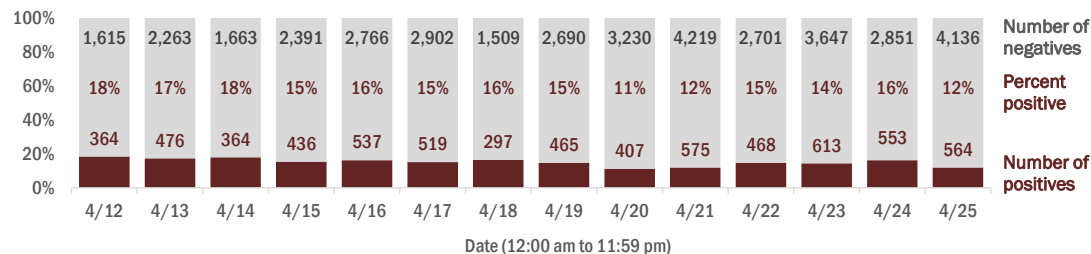
**Hospitalization** counts include anyone who was hospitalized at some point during their illness. It does not reflect the number of people currently hospitalized.

**Other race** includes any person with a race of American Indian/Alaskan native, Asian, native Hawaiian/Pacific Islander, or other.

## Laboratory testing for Florida residents and non-Florida residents over the past 2 weeks

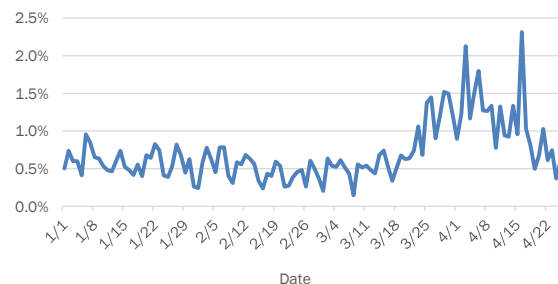
### Number and percent of positive labs

These counts include the number of people for whom the department received laboratory results by day. People tested on multiple days will be included for each day a new result was received. A person is only counted once for each day they are tested, regardless of whether multiple specimens are tested or multiple results are received. If a person has a positive specimen and a negative specimen in the same day, only the positive result is counted.

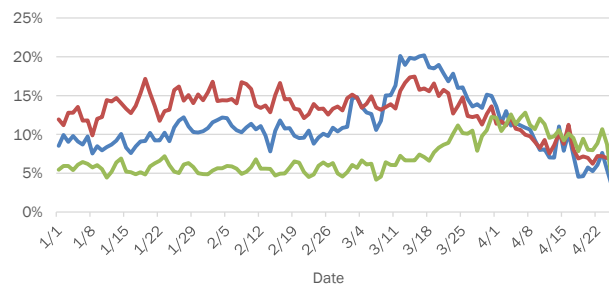


## Emergency department (ED) chief complaint and admission data for Dade County

### Daily percent of ED visits that result in cough-associated admissions



### Daily percent of ED visits that mention cough, fever, or shortness of breath



The Electronic Surveillance System for the Early Notification of Community-Based Epidemics (ESSENCE-FL) includes chief complaint data from 214 of 215 Florida EDs. Data are transmitted electronically to ESSENCE-FL daily or hourly.

# Coronavirus: summary for Desoto County

Data verified as of Apr 26, 2020 at 10 AM

Data in this report are provisional and subject to change.

## Confirmed cases

**Total cases** 24

Florida residents 24

Non-Florida residents 0

## Gender for Florida residents

Men 15

Women 9

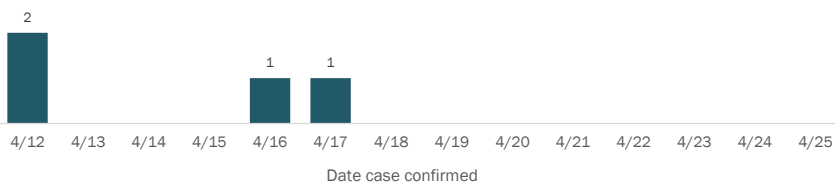
Unknown 0

## Age for Florida residents

Range 27 - 92

Median age 60

## Cases confirmed in Florida residents per day



## Race, ethnicity

White 19 79%

Hispanic 5 21%

Non-Hispanic 11 46%

Unknown ethnicity 3 13%

Black 1 4%

Hispanic 0 0%

Non-Hispanic 1 4%

Unknown ethnicity 0 0%

Other 0 0%

Hispanic 0 0%

Non-Hispanic 0 0%

Unknown ethnicity 0 0%

Unknown race 4 17%

Hispanic 0 0%

Non-Hispanic 0 0%

Unknown ethnicity 4 17%

## Hospitalizations

5 63%

3 38%

1 13%

0 0%

0 0%

0 0%

0 0%

0 0%

0 0%

3 38%

0 0%

0 0%

3 38%

## Deaths

1 25%

0 0%

0 0%

1 25%

0 0%

0 0%

0 0%

0 0%

0 0%

3 75%

0 0%

0 0%

3 75%

**Total** 24

**8**

**4**

**Hospitalization** counts include anyone who was hospitalized at some point during their illness. It does not reflect the number of people currently hospitalized.

**Other race** includes any person with a race of American Indian/Alaskan native, Asian, native Hawaiian/Pacific Islander, or other.

## Outcomes for Florida residents

### Desoto

Hospitalizations 8 (33% of all cases)

Deaths 4 (17% of all cases)

### Statewide

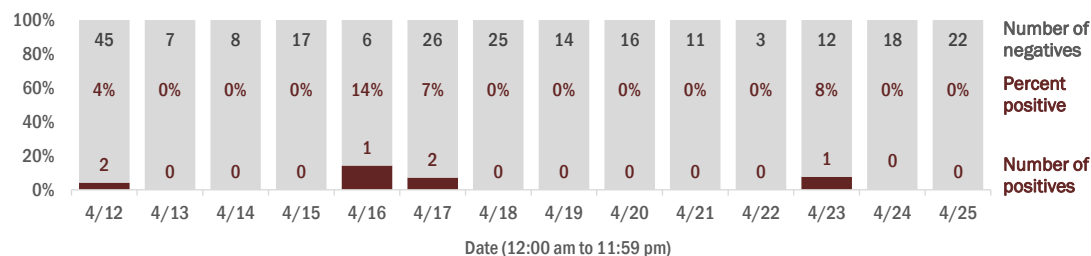
Hospitalizations 4,957 (16% of all cases)

Deaths 1,074 (4% of all cases)

## Laboratory testing for Florida residents and non-Florida residents over the past 2 weeks

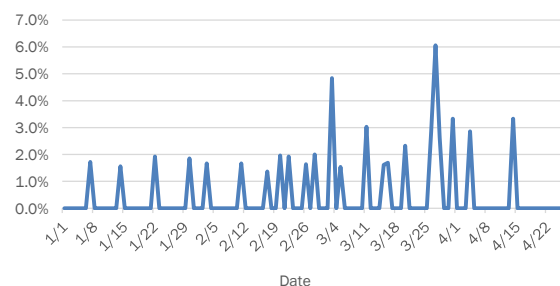
### Number and percent of positive labs

These counts include the number of people for whom the department received laboratory results by day. People tested on multiple days will be included for each day a new result was received. A person is only counted once for each day they are tested, regardless of whether multiple specimens are tested or multiple results are received. If a person has a positive specimen and a negative specimen in the same day, only the positive result is counted.

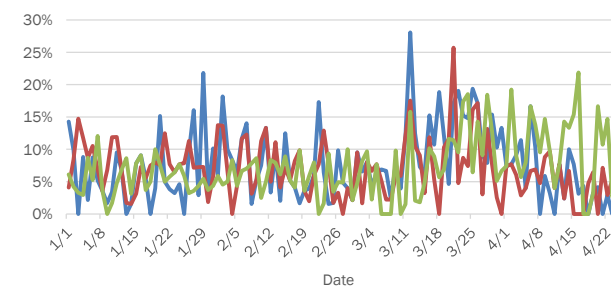


## Emergency department (ED) chief complaint and admission data for Desoto County

### Daily percent of ED visits that result in cough-associated admissions



### Daily percent of ED visits that mention cough, fever, or shortness of breath

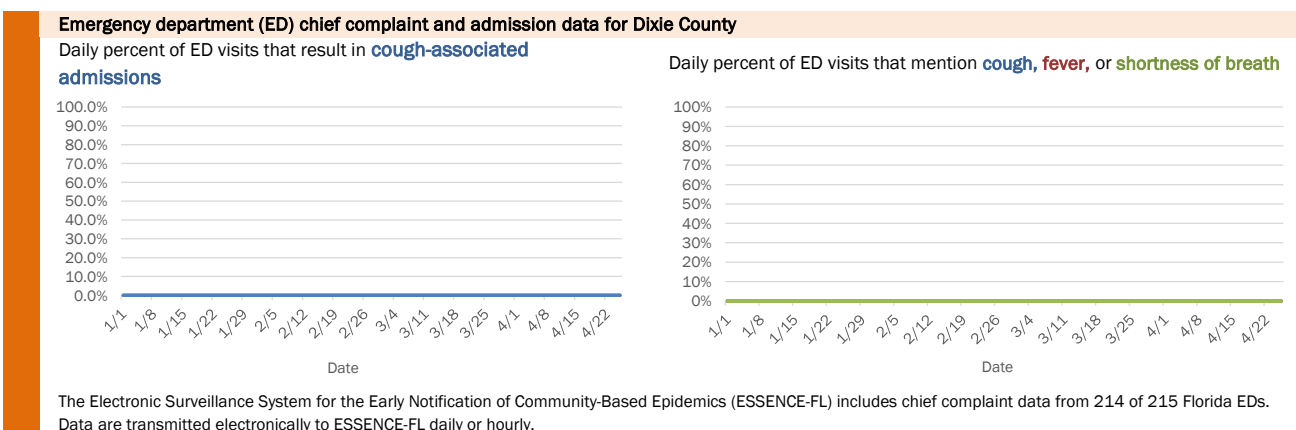
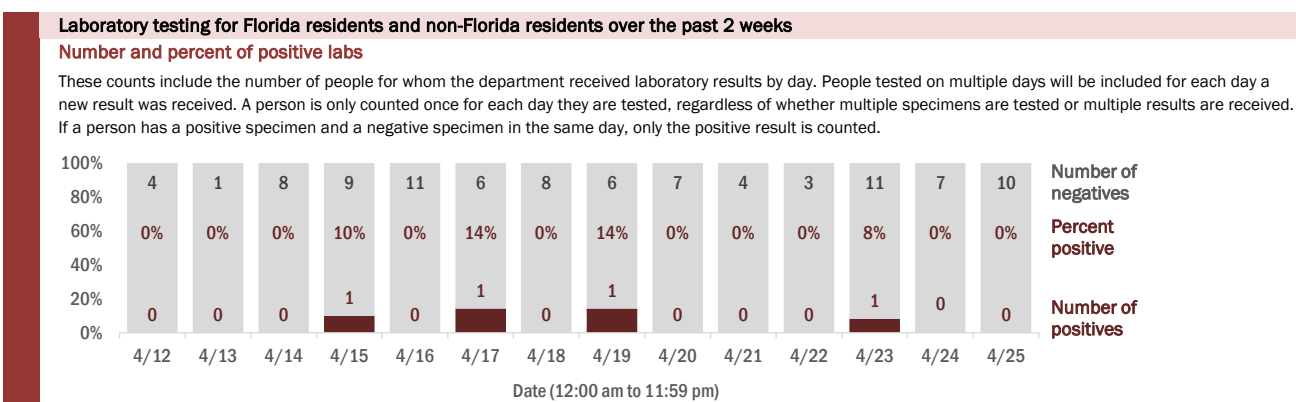
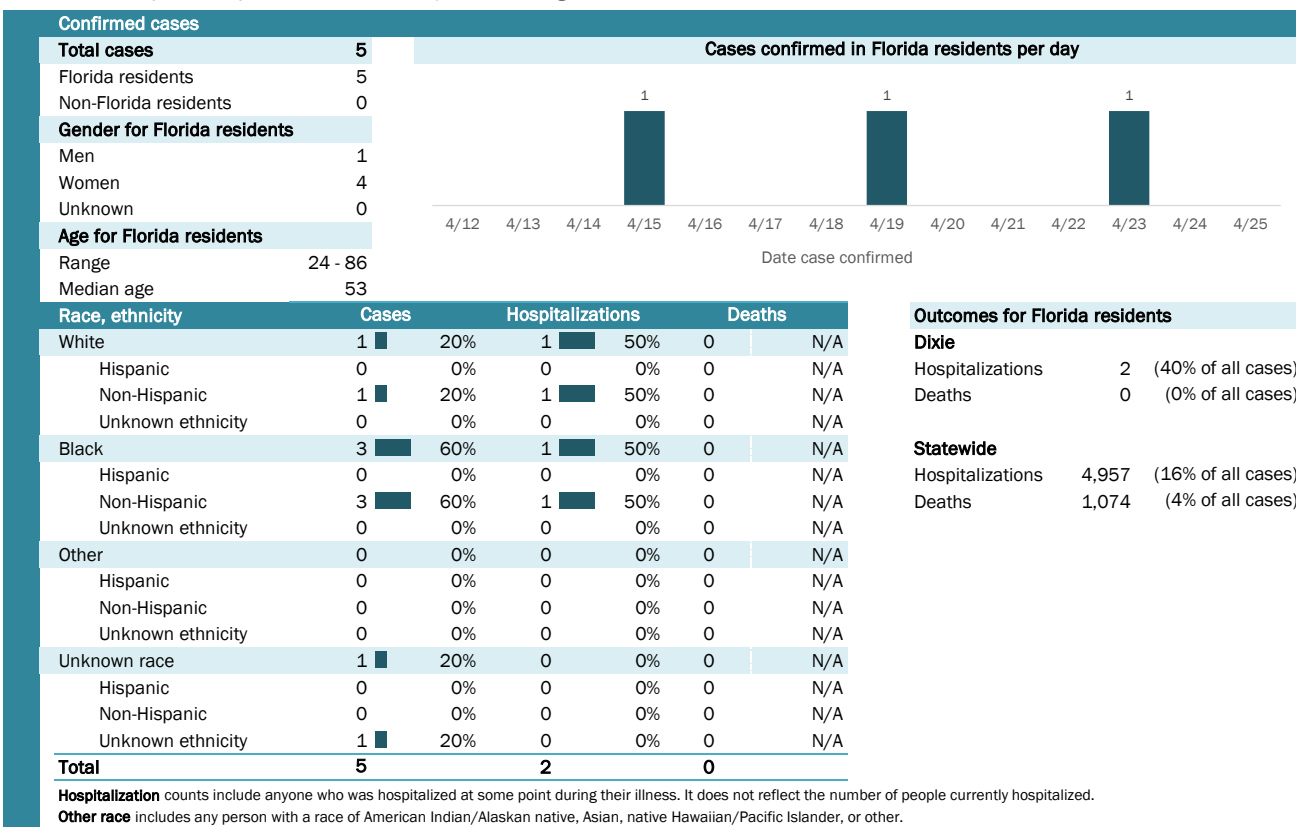


The Electronic Surveillance System for the Early Notification of Community-Based Epidemics (ESSENCE-FL) includes chief complaint data from 214 of 215 Florida EDs. Data are transmitted electronically to ESSENCE-FL daily or hourly.

# Coronavirus: summary for Dixie County

Data verified as of Apr 26, 2020 at 10 AM

Data in this report are provisional and subject to change.



# Coronavirus: summary for Duval County

Data verified as of Apr 26, 2020 at 10 AM

Data in this report are provisional and subject to change.

## Confirmed cases

**Total cases** 984

Florida residents 960

Non-Florida residents 24

## Gender for Florida residents

Men 442

Women 517

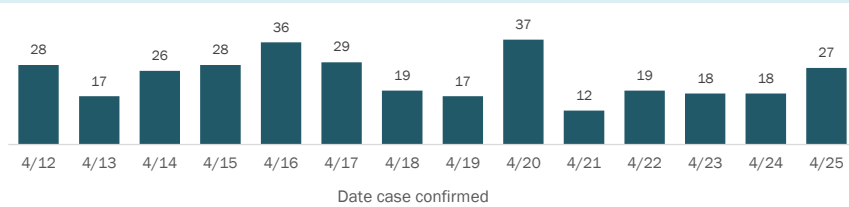
Unknown 1

## Age for Florida residents

Range 0 - 97

Median age 49

## Cases confirmed in Florida residents per day



## Race, ethnicity

	Cases	Hospitalizations	Deaths
White	262	27%	58
Hispanic	25	3%	2
Non-Hispanic	219	23%	54
Unknown ethnicity	18	2%	2
Black	211	22%	29
Hispanic	0	0%	0
Non-Hispanic	193	20%	28
Unknown ethnicity	18	2%	1
Other	56	6%	8
Hispanic	19	2%	3
Non-Hispanic	30	3%	4
Unknown ethnicity	7	1%	1
Unknown race	431	45%	0
Hispanic	1	0%	0
Non-Hispanic	3	0%	0
Unknown ethnicity	427	44%	0
<b>Total</b>	<b>960</b>	<b>95</b>	<b>18</b>

## Outcomes for Florida residents

### Duval

Hospitalizations	95	(10% of all cases)
Deaths	18	(2% of all cases)

### Statewide

Hospitalizations	4,957	(16% of all cases)
Deaths	1,074	(4% of all cases)

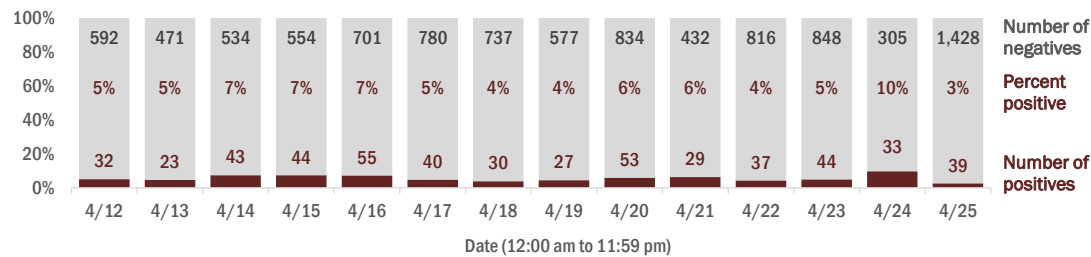
**Hospitalization** counts include anyone who was hospitalized at some point during their illness. It does not reflect the number of people currently hospitalized.

**Other race** includes any person with a race of American Indian/Alaskan native, Asian, native Hawaiian/Pacific Islander, or other.

## Laboratory testing for Florida residents and non-Florida residents over the past 2 weeks

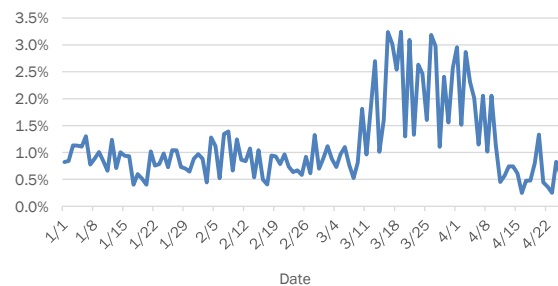
### Number and percent of positive labs

These counts include the number of people for whom the department received laboratory results by day. People tested on multiple days will be included for each day a new result was received. A person is only counted once for each day they are tested, regardless of whether multiple specimens are tested or multiple results are received. If a person has a positive specimen and a negative specimen in the same day, only the positive result is counted.

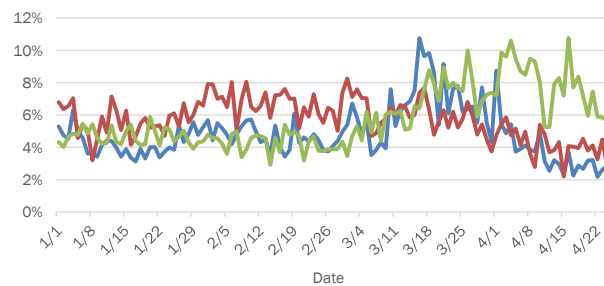


## Emergency department (ED) chief complaint and admission data for Duval County

### Daily percent of ED visits that result in cough-associated admissions



### Daily percent of ED visits that mention cough, fever, or shortness of breath



The Electronic Surveillance System for the Early Notification of Community-Based Epidemics (ESSENCE-FL) includes chief complaint data from 214 of 215 Florida EDs. Data are transmitted electronically to ESSENCE-FL daily or hourly.



# Coronavirus: summary for Escambia County

Data verified as of Apr 26, 2020 at 10 AM

Data in this report are provisional and subject to change.

## Confirmed cases

**Total cases** 457

Florida residents 399

Non-Florida residents 58

## Gender for Florida residents

Men 181

Women 218

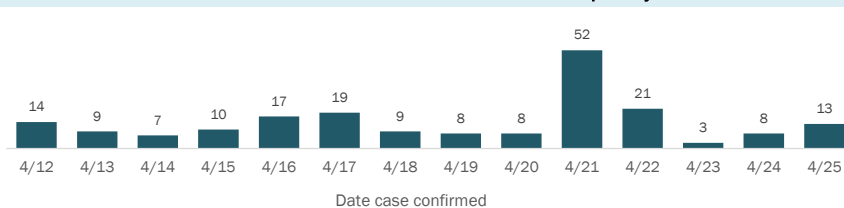
Unknown 0

## Age for Florida residents

Range 0 - 100

Median age 54

## Cases confirmed in Florida residents per day



## Race, ethnicity

	Cases	Hospitalizations	Deaths
White	193	48%	17
Hispanic	4	1%	0
Non-Hispanic	168	42%	17
Unknown ethnicity	21	5%	0
Black	125	31%	17
Hispanic	0	0%	0
Non-Hispanic	107	27%	17
Unknown ethnicity	18	5%	0
Other	9	2%	1
Hispanic	2	1%	0
Non-Hispanic	6	2%	1
Unknown ethnicity	1	0%	0
Unknown race	72	18%	2
Hispanic	3	1%	0
Non-Hispanic	2	1%	0
Unknown ethnicity	67	17%	2
<b>Total</b>	<b>399</b>	<b>37</b>	<b>11</b>

## Outcomes for Florida residents

### Escambia

Hospitalizations	37	(9% of all cases)
Deaths	11	(3% of all cases)

### Statewide

Hospitalizations	4,957	(16% of all cases)
Deaths	1,074	(4% of all cases)

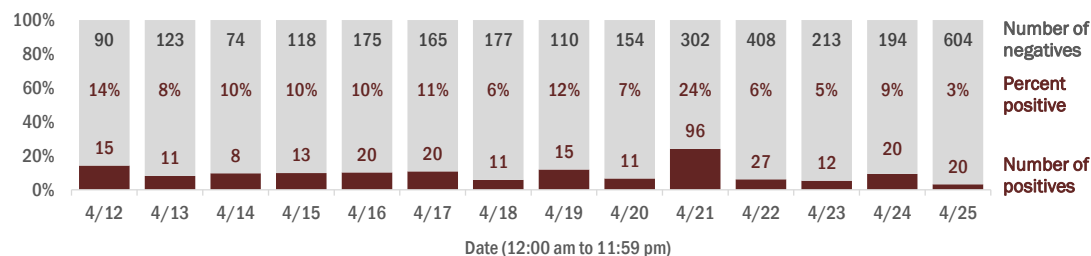
**Hospitalization** counts include anyone who was hospitalized at some point during their illness. It does not reflect the number of people currently hospitalized.

**Other race** includes any person with a race of American Indian/Alaskan native, Asian, native Hawaiian/Pacific Islander, or other.

## Laboratory testing for Florida residents and non-Florida residents over the past 2 weeks

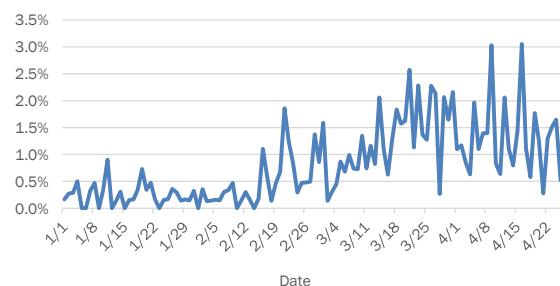
### Number and percent of positive labs

These counts include the number of people for whom the department received laboratory results by day. People tested on multiple days will be included for each day a new result was received. A person is only counted once for each day they are tested, regardless of whether multiple specimens are tested or multiple results are received. If a person has a positive specimen and a negative specimen in the same day, only the positive result is counted.

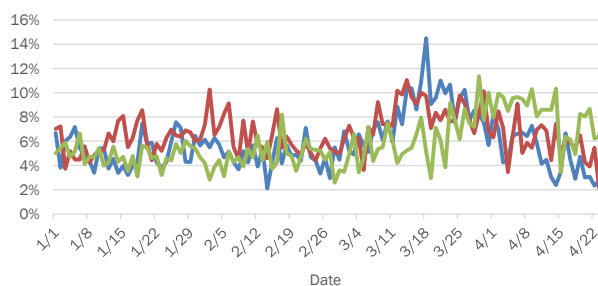


## Emergency department (ED) chief complaint and admission data for Escambia County

### Daily percent of ED visits that result in cough-associated admissions



### Daily percent of ED visits that mention cough, fever, or shortness of breath



The Electronic Surveillance System for the Early Notification of Community-Based Epidemics (ESSENCE-FL) includes chief complaint data from 214 of 215 Florida EDs. Data are transmitted electronically to ESSENCE-FL daily or hourly.

# Coronavirus: summary for Flagler County

Data verified as of Apr 26, 2020 at 10 AM

Data in this report are provisional and subject to change.

## Confirmed cases

**Total cases** 121

Florida residents 117

Non-Florida residents 4

## Gender for Florida residents

Men 50

Women 67

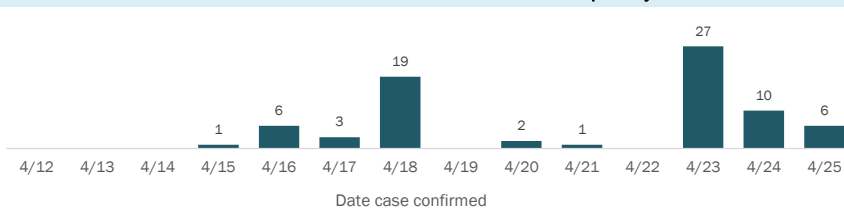
Unknown 0

## Age for Florida residents

Range 17 - 81

Median age 58

## Cases confirmed in Florida residents per day



Race, ethnicity	Cases	Hospitalizations	Deaths
White	85 <div><div></div></div> 73%	5 <div><div></div></div> 63%	2 <div><div></div></div> 100%
Hispanic	14 <div><div></div></div> 12%	2 <div><div></div></div> 25%	1 <div><div></div></div> 50%
Non-Hispanic	71 <div><div></div></div> 61%	3 <div><div></div></div> 38%	1 <div><div></div></div> 50%
Unknown ethnicity	0 0%	0 0%	0 0%
Black	14 <div><div></div></div> 12%	2 <div><div></div></div> 25%	0 0%
Hispanic	0 0%	0 0%	0 0%
Non-Hispanic	14 <div><div></div></div> 12%	2 <div><div></div></div> 25%	0 0%
Unknown ethnicity	0 0%	0 0%	0 0%
Other	12 <div><div></div></div> 10%	1 <div><div></div></div> 13%	0 0%
Hispanic	0 0%	0 0%	0 0%
Non-Hispanic	11 <div><div></div></div> 9%	0 0%	0 0%
Unknown ethnicity	1 <div><div></div></div> 1%	1 <div><div></div></div> 13%	0 0%
Unknown race	6 <div><div></div></div> 5%	0 0%	0 0%
Hispanic	0 0%	0 0%	0 0%
Non-Hispanic	1 <div><div></div></div> 1%	0 0%	0 0%
Unknown ethnicity	5 <div><div></div></div> 4%	0 0%	0 0%
Total	117	8	2

## Outcomes for Florida residents

### Flagler

Hospitalizations 8 (7% of all cases)  
Deaths 2 (2% of all cases)

### Statewide

Hospitalizations 4,957 (16% of all cases)  
Deaths 1,074 (4% of all cases)

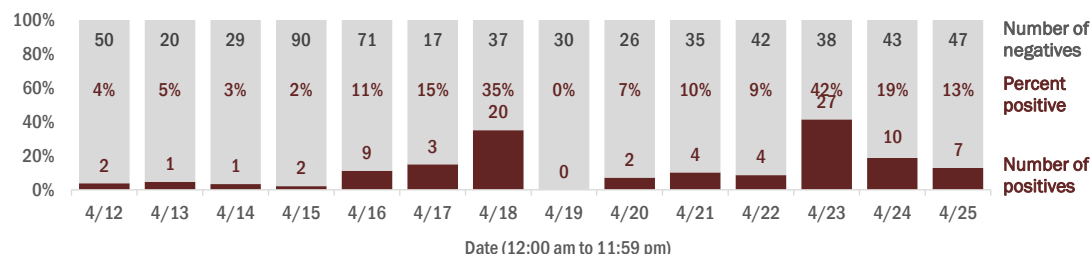
**Hospitalization** counts include anyone who was hospitalized at some point during their illness. It does not reflect the number of people currently hospitalized.

**Other race** includes any person with a race of American Indian/Alaskan native, Asian, native Hawaiian/Pacific Islander, or other.

## Laboratory testing for Florida residents and non-Florida residents over the past 2 weeks

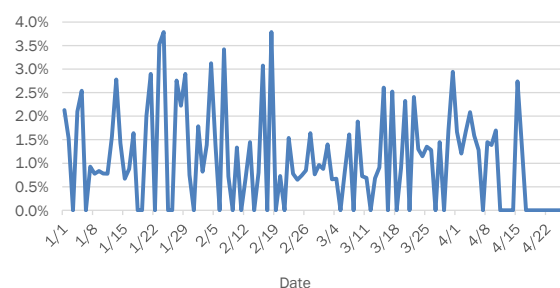
### Number and percent of positive labs

These counts include the number of people for whom the department received laboratory results by day. People tested on multiple days will be included for each day a new result was received. A person is only counted once for each day they are tested, regardless of whether multiple specimens are tested or multiple results are received. If a person has a positive specimen and a negative specimen in the same day, only the positive result is counted.

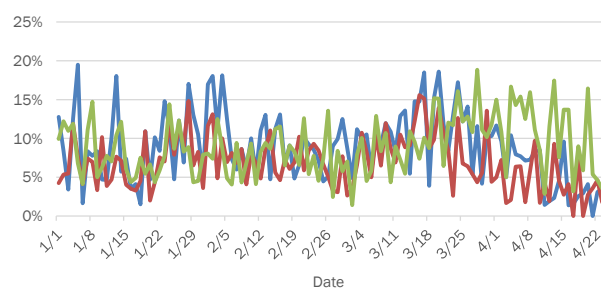


## Emergency department (ED) chief complaint and admission data for Flagler County

### Daily percent of ED visits that result in cough-associated admissions



### Daily percent of ED visits that mention cough, fever, or shortness of breath



The Electronic Surveillance System for the Early Notification of Community-Based Epidemics (ESSENCE-FL) includes chief complaint data from 214 of 215 Florida EDs. Data are transmitted electronically to ESSENCE-FL daily or hourly.

# Coronavirus: summary for Franklin County

Data verified as of Apr 26, 2020 at 10 AM

Data in this report are provisional and subject to change.

## Confirmed cases

Total cases	2	Cases confirmed in Florida residents per day											
Florida residents	1												
Non-Florida residents	1												
Gender for Florida residents													
Men	0												
Women	1												
Unknown	0												
Age for Florida residents													
Range	60 - 60	4/12	4/13	4/14	4/15	4/16	4/17	4/18	4/19	4/20	4/21	4/22	
Median age	60	Date case confirmed											

Race, ethnicity	Cases	Hospitalizations	Deaths
White	1 100%	0	N/A 0
Hispanic	0 0%	0	N/A 0
Non-Hispanic	1 100%	0	N/A 0
Unknown ethnicity	0 0%	0	N/A 0
Black	0 0%	0	N/A 0
Hispanic	0 0%	0	N/A 0
Non-Hispanic	0 0%	0	N/A 0
Unknown ethnicity	0 0%	0	N/A 0
Other	0 0%	0	N/A 0
Hispanic	0 0%	0	N/A 0
Non-Hispanic	0 0%	0	N/A 0
Unknown ethnicity	0 0%	0	N/A 0
Unknown race	0 0%	0	N/A 0
Hispanic	0 0%	0	N/A 0
Non-Hispanic	0 0%	0	N/A 0
Unknown ethnicity	0 0%	0	N/A 0
<b>Total</b>	<b>1</b>	<b>0</b>	<b>0</b>

## Outcomes for Florida residents

Franklin		
Hospitalizations	0	(0% of all cases)
Deaths	0	(0% of all cases)
Statewide		
Hospitalizations	4,957	(16% of all cases)
Deaths	1,074	(4% of all cases)

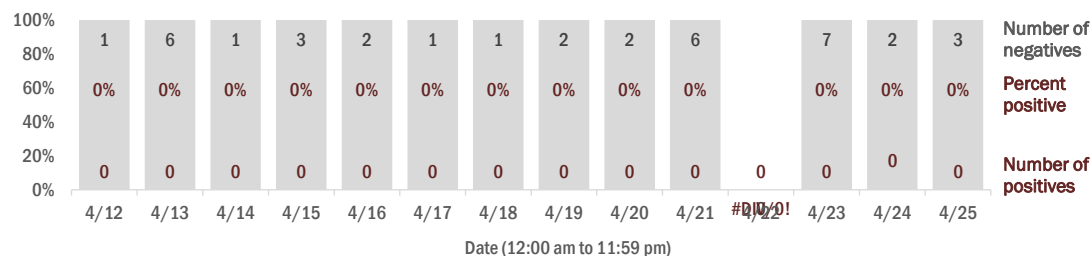
**Hospitalization** counts include anyone who was hospitalized at some point during their illness. It does not reflect the number of people currently hospitalized.

**Other race** includes any person with a race of American Indian/Alaskan native, Asian, native Hawaiian/Pacific Islander, or other.

## Laboratory testing for Florida residents and non-Florida residents over the past 2 weeks

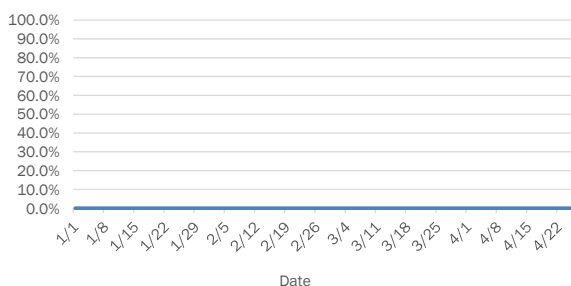
### Number and percent of positive labs

These counts include the number of people for whom the department received laboratory results by day. People tested on multiple days will be included for each day a new result was received. A person is only counted once for each day they are tested, regardless of whether multiple specimens are tested or multiple results are received. If a person has a positive specimen and a negative specimen in the same day, only the positive result is counted.

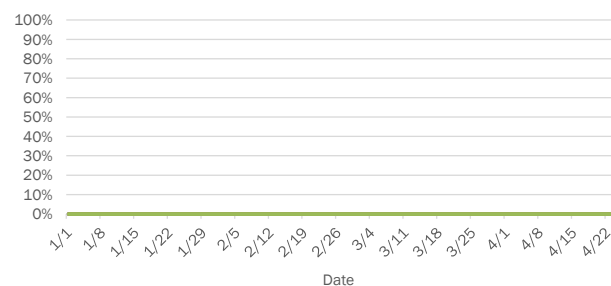


## Emergency department (ED) chief complaint and admission data for Franklin County

### Daily percent of ED visits that result in cough-associated admissions



### Daily percent of ED visits that mention cough, fever, or shortness of breath



The Electronic Surveillance System for the Early Notification of Community-Based Epidemics (ESSENCE-FL) includes chief complaint data from 214 of 215 Florida EDs. Data are transmitted electronically to ESSENCE-FL daily or hourly.

# Coronavirus: summary for Gadsden County

Data verified as of Apr 26, 2020 at 10 AM

Data in this report are provisional and subject to change.

## Confirmed cases

**Total cases** 81

Florida residents 80

Non-Florida residents 1

## Gender for Florida residents

Men 24

Women 56

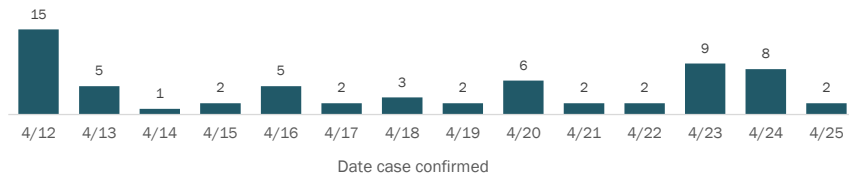
Unknown 0

## Age for Florida residents

Range 20 - 81

Median age 45

## Cases confirmed in Florida residents per day



Race, ethnicity	Cases	Hospitalizations	Deaths
White	8	10%	2
Hispanic	1	1%	0
Non-Hispanic	5	6%	1
Unknown ethnicity	2	3%	1
Black	49	61%	9
Hispanic	0	0%	0
Non-Hispanic	43	54%	9
Unknown ethnicity	6	8%	0
Other	2	3%	2
Hispanic	2	3%	2
Non-Hispanic	0	0%	0
Unknown ethnicity	0	0%	0
Unknown race	21	26%	0
Hispanic	0	0%	0
Non-Hispanic	0	0%	0
Unknown ethnicity	21	26%	0
<b>Total</b>	<b>80</b>	<b>13</b>	<b>0</b>

## Outcomes for Florida residents

### Gadsden

Hospitalizations 13 (16% of all cases)

Deaths 0 (0% of all cases)

### Statewide

Hospitalizations 4,957 (16% of all cases)

Deaths 1,074 (4% of all cases)

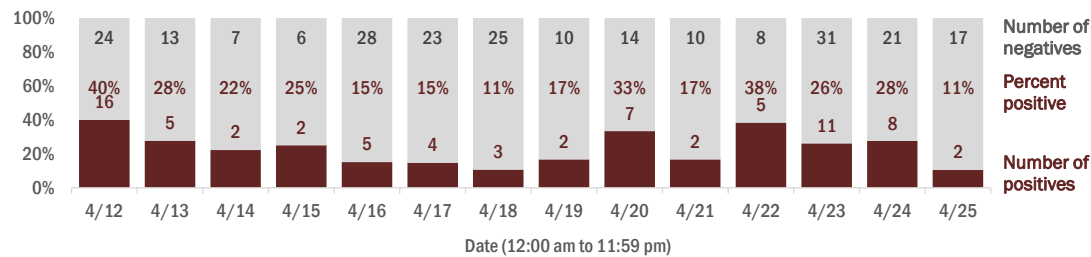
**Hospitalization** counts include anyone who was hospitalized at some point during their illness. It does not reflect the number of people currently hospitalized.

**Other race** includes any person with a race of American Indian/Alaskan native, Asian, native Hawaiian/Pacific Islander, or other.

## Laboratory testing for Florida residents and non-Florida residents over the past 2 weeks

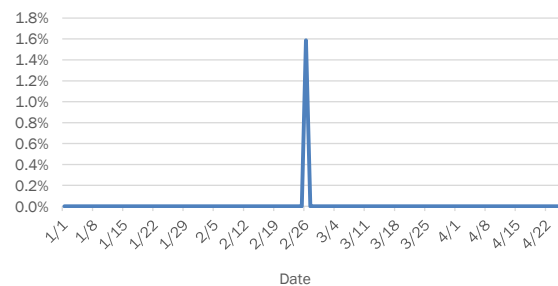
### Number and percent of positive labs

These counts include the number of people for whom the department received laboratory results by day. People tested on multiple days will be included for each day a new result was received. A person is only counted once for each day they are tested, regardless of whether multiple specimens are tested or multiple results are received. If a person has a positive specimen and a negative specimen in the same day, only the positive result is counted.

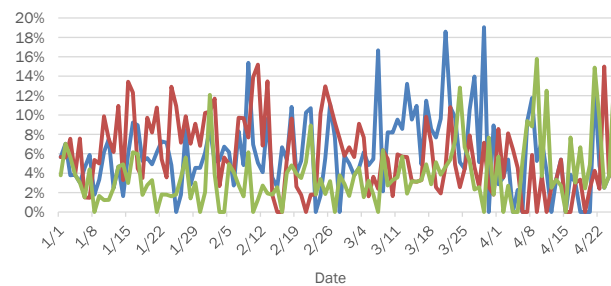


## Emergency department (ED) chief complaint and admission data for Gadsden County

Daily percent of ED visits that result in **cough-associated admissions**



Daily percent of ED visits that mention **cough**, **fever**, or **shortness of breath**

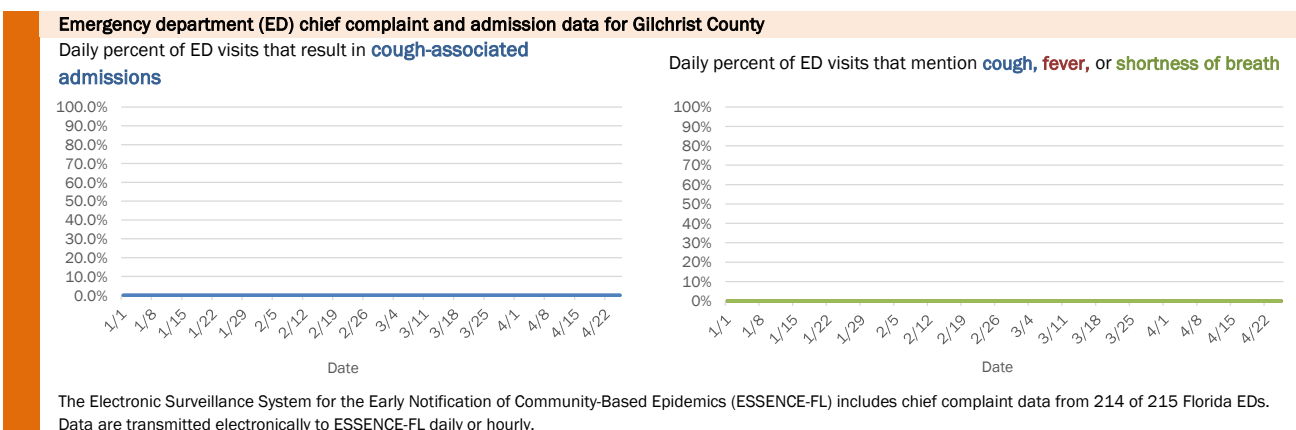
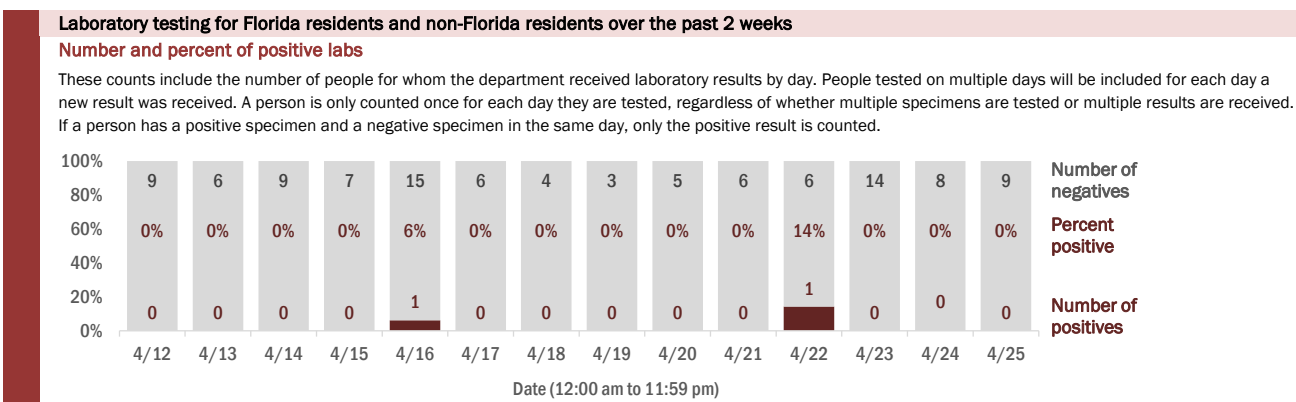
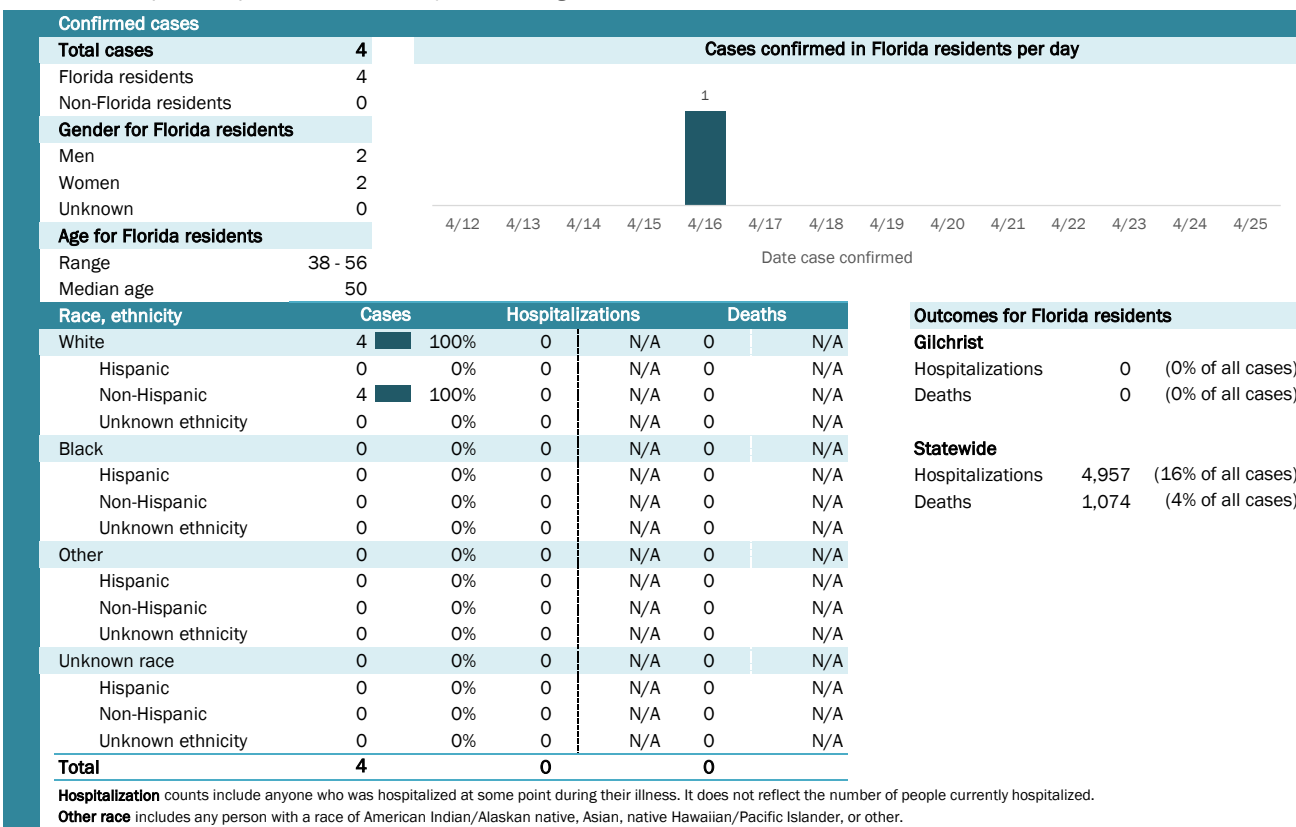


The Electronic Surveillance System for the Early Notification of Community-Based Epidemics (ESSENCE-FL) includes chief complaint data from 214 of 215 Florida EDs. Data are transmitted electronically to ESSENCE-FL daily or hourly.

# Coronavirus: summary for Gilchrist County

Data verified as of Apr 26, 2020 at 10 AM

Data in this report are provisional and subject to change.



# Coronavirus: summary for Glades County

Data verified as of Apr 26, 2020 at 10 AM

Data in this report are provisional and subject to change.

## Confirmed cases

**Total cases** 6

Florida residents 6

Non-Florida residents 0

## Gender for Florida residents

Men 4

Women 2

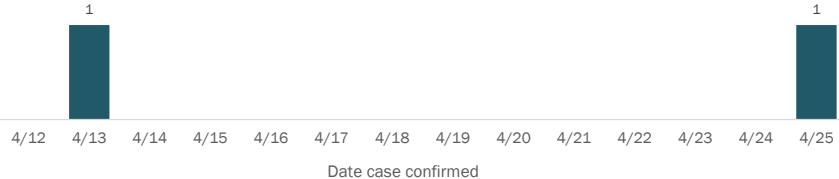
Unknown 0

## Age for Florida residents

Range 30 - 89

Median age 75

## Cases confirmed in Florida residents per day



Race, ethnicity	Cases	Hospitalizations	Deaths
White	3	2	1
Hispanic	0	0	0
Non-Hispanic	3	2	1
Unknown ethnicity	0	0	0
Black	3	1	0
Hispanic	0	0	0
Non-Hispanic	2	1	0
Unknown ethnicity	1	0	0
Other	0	0	0
Hispanic	0	0	0
Non-Hispanic	0	0	0
Unknown ethnicity	0	0	0
Unknown race	0	0	0
Hispanic	0	0	0
Non-Hispanic	0	0	0
Unknown ethnicity	0	0	0
<b>Total</b>	<b>6</b>	<b>3</b>	<b>1</b>

## Outcomes for Florida residents

### Glades

Hospitalizations 3 (50% of all cases)

Deaths 1 (17% of all cases)

### Statewide

Hospitalizations 4,957 (16% of all cases)

Deaths 1,074 (4% of all cases)

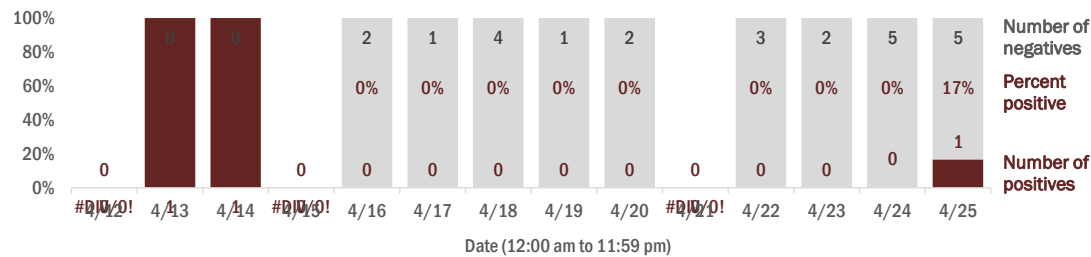
**Hospitalization** counts include anyone who was hospitalized at some point during their illness. It does not reflect the number of people currently hospitalized.

**Other race** includes any person with a race of American Indian/Alaskan native, Asian, native Hawaiian/Pacific Islander, or other.

## Laboratory testing for Florida residents and non-Florida residents over the past 2 weeks

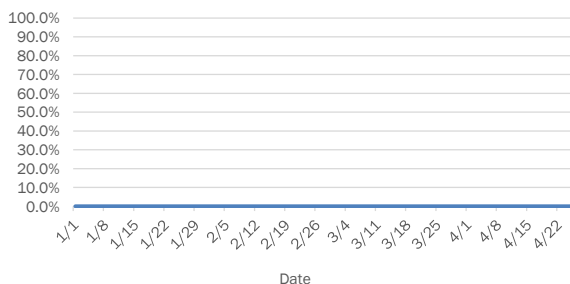
### Number and percent of positive labs

These counts include the number of people for whom the department received laboratory results by day. People tested on multiple days will be included for each day a new result was received. A person is only counted once for each day they are tested, regardless of whether multiple specimens are tested or multiple results are received. If a person has a positive specimen and a negative specimen in the same day, only the positive result is counted.

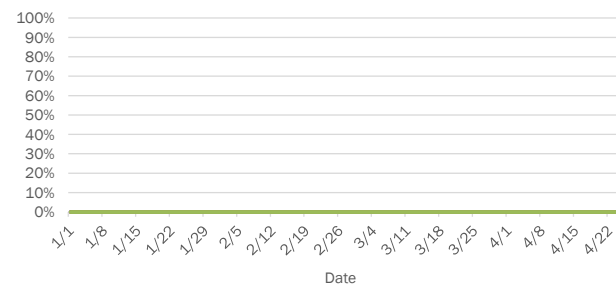


## Emergency department (ED) chief complaint and admission data for Glades County

Daily percent of ED visits that result in **cough-associated admissions**



Daily percent of ED visits that mention **cough, fever, or shortness of breath**



The Electronic Surveillance System for the Early Notification of Community-Based Epidemics (ESSENCE-FL) includes chief complaint data from 214 of 215 Florida EDs. Data are transmitted electronically to ESSENCE-FL daily or hourly.

# Coronavirus: summary for Gulf County

Data verified as of Apr 26, 2020 at 10 AM

Data in this report are provisional and subject to change.

## Confirmed cases

Total cases	1	Cases confirmed in Florida residents per day											
Florida residents	1												
Non-Florida residents	0												
Gender for Florida residents													
Men	0												
Women	1												
Unknown	0												
Age for Florida residents													
Range	42 - 42	4/12	4/13	4/14	4/15	4/16	4/17	4/18	4/19	4/20	4/21	4/22	
Median age	42	Date case confirmed											

Race, ethnicity	Cases	Hospitalizations	Deaths
White	1 100%	0	N/A 0
Hispanic	0 0%	0	N/A 0
Non-Hispanic	1 100%	0	N/A 0
Unknown ethnicity	0 0%	0	N/A 0
Black	0 0%	0	N/A 0
Hispanic	0 0%	0	N/A 0
Non-Hispanic	0 0%	0	N/A 0
Unknown ethnicity	0 0%	0	N/A 0
Other	0 0%	0	N/A 0
Hispanic	0 0%	0	N/A 0
Non-Hispanic	0 0%	0	N/A 0
Unknown ethnicity	0 0%	0	N/A 0
Unknown race	0 0%	0	N/A 0
Hispanic	0 0%	0	N/A 0
Non-Hispanic	0 0%	0	N/A 0
Unknown ethnicity	0 0%	0	N/A 0
<b>Total</b>	<b>1</b>	<b>0</b>	<b>0</b>

## Outcomes for Florida residents

Gulf		
Hospitalizations	0	(0% of all cases)
Deaths	0	(0% of all cases)
Statewide		
Hospitalizations	4,957	(16% of all cases)
Deaths	1,074	(4% of all cases)

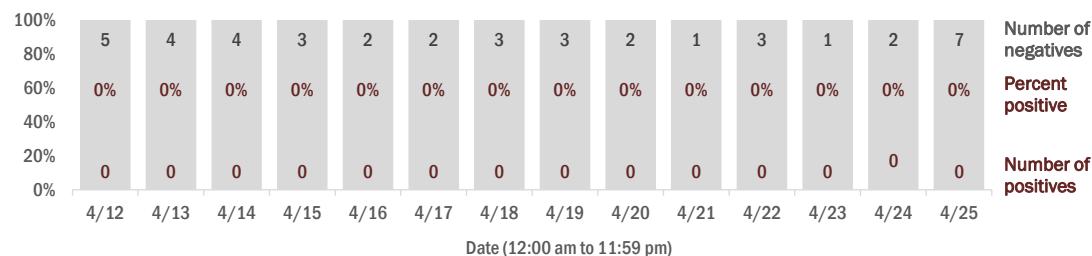
**Hospitalization** counts include anyone who was hospitalized at some point during their illness. It does not reflect the number of people currently hospitalized.

**Other race** includes any person with a race of American Indian/Alaskan native, Asian, native Hawaiian/Pacific Islander, or other.

## Laboratory testing for Florida residents and non-Florida residents over the past 2 weeks

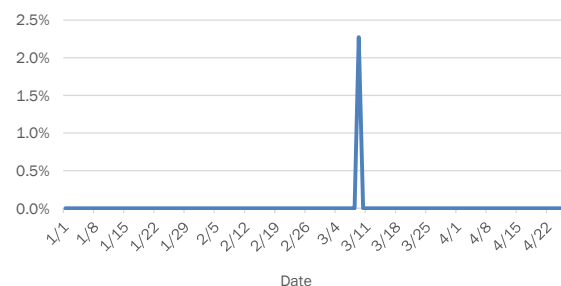
### Number and percent of positive labs

These counts include the number of people for whom the department received laboratory results by day. People tested on multiple days will be included for each day a new result was received. A person is only counted once for each day they are tested, regardless of whether multiple specimens are tested or multiple results are received. If a person has a positive specimen and a negative specimen in the same day, only the positive result is counted.

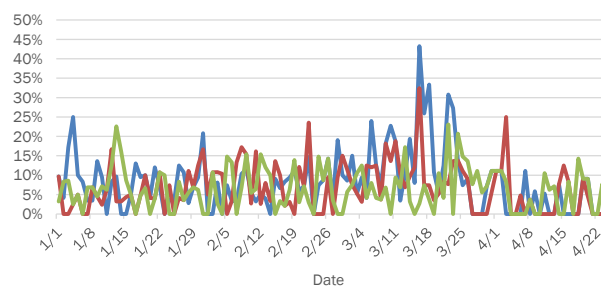


## Emergency department (ED) chief complaint and admission data for Gulf County

### Daily percent of ED visits that result in cough-associated admissions



### Daily percent of ED visits that mention cough, fever, or shortness of breath



The Electronic Surveillance System for the Early Notification of Community-Based Epidemics (ESSENCE-FL) includes chief complaint data from 214 of 215 Florida EDs. Data are transmitted electronically to ESSENCE-FL daily or hourly.

# Coronavirus: summary for Hamilton County

Data verified as of Apr 26, 2020 at 10 AM

Data in this report are provisional and subject to change.

## Confirmed cases

**Total cases** 6

Florida residents 6

Non-Florida residents 0

## Gender for Florida residents

Men 0

Women 6

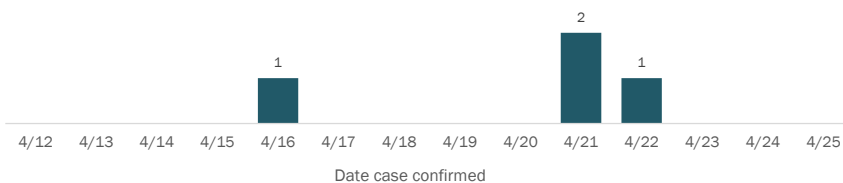
Unknown 0

## Age for Florida residents

Range 32 - 64

Median age 50

## Cases confirmed in Florida residents per day



Race, ethnicity	Cases	Hospitalizations	Deaths
White	4	67%	0
Hispanic	0	0%	0
Non-Hispanic	4	67%	0
Unknown ethnicity	0	0%	0
Black	2	33%	0
Hispanic	0	0%	0
Non-Hispanic	2	33%	0
Unknown ethnicity	0	0%	0
Other	0	0%	0
Hispanic	0	0%	0
Non-Hispanic	0	0%	0
Unknown ethnicity	0	0%	0
Unknown race	0	0%	0
Hispanic	0	0%	0
Non-Hispanic	0	0%	0
Unknown ethnicity	0	0%	0
<b>Total</b>	<b>6</b>	<b>0</b>	<b>0</b>

## Outcomes for Florida residents

### Hamilton

Hospitalizations	0	(0% of all cases)
Deaths	0	(0% of all cases)

### Statewide

Hospitalizations	4,957	(16% of all cases)
Deaths	1,074	(4% of all cases)

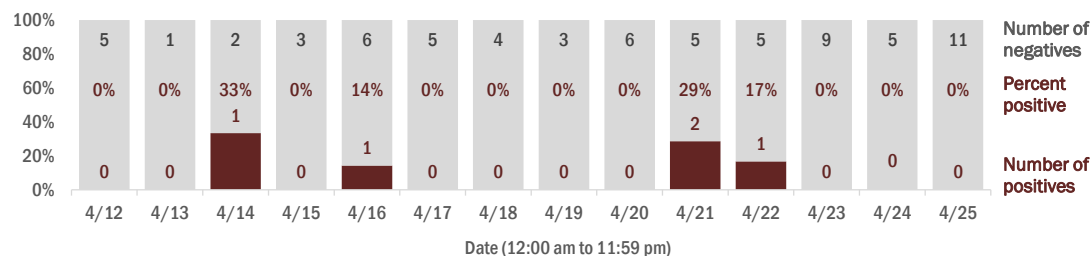
**Hospitalization** counts include anyone who was hospitalized at some point during their illness. It does not reflect the number of people currently hospitalized.

**Other race** includes any person with a race of American Indian/Alaskan native, Asian, native Hawaiian/Pacific Islander, or other.

## Laboratory testing for Florida residents and non-Florida residents over the past 2 weeks

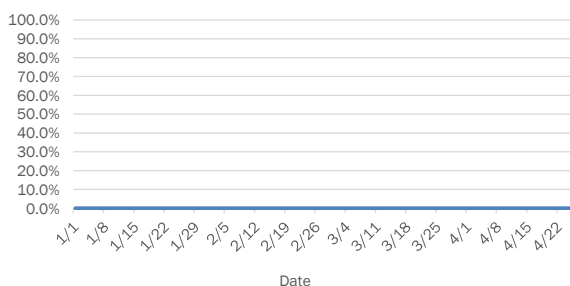
### Number and percent of positive labs

These counts include the number of people for whom the department received laboratory results by day. People tested on multiple days will be included for each day a new result was received. A person is only counted once for each day they are tested, regardless of whether multiple specimens are tested or multiple results are received. If a person has a positive specimen and a negative specimen in the same day, only the positive result is counted.

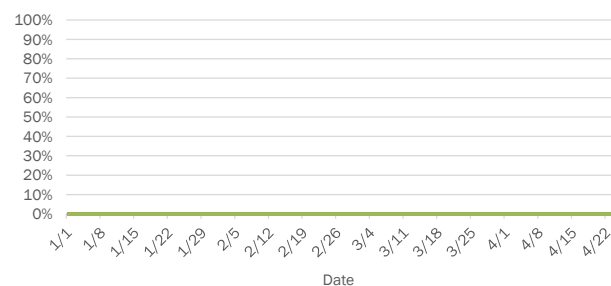


## Emergency department (ED) chief complaint and admission data for Hamilton County

Daily percent of ED visits that result in **cough-associated admissions**



Daily percent of ED visits that mention **cough, fever, or shortness of breath**



The Electronic Surveillance System for the Early Notification of Community-Based Epidemics (ESSENCE-FL) includes chief complaint data from 214 of 215 Florida EDs. Data are transmitted electronically to ESSENCE-FL daily or hourly.



# Coronavirus: summary for Hardee County

Data verified as of Apr 26, 2020 at 10 AM

Data in this report are provisional and subject to change.

## Confirmed cases

**Total cases** 10

Florida residents 8

Non-Florida residents 2

## Gender for Florida residents

Men 3

Women 5

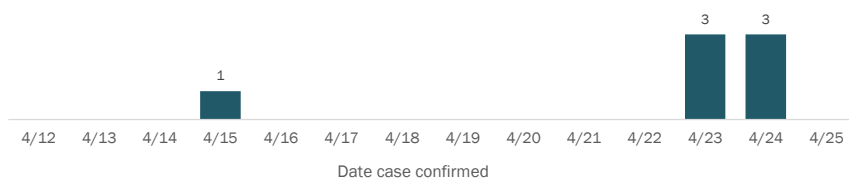
Unknown 0

## Age for Florida residents

Range 35 - 74

Median age 50

## Cases confirmed in Florida residents per day



Race, ethnicity	Cases	Hospitalizations	Deaths
White	3	0	0
Hispanic	0	0	0
Non-Hispanic	3	0	0
Unknown ethnicity	0	0	0
Black	4	1	0
Hispanic	0	0	0
Non-Hispanic	4	1	0
Unknown ethnicity	0	0	0
Other	0	0	0
Hispanic	0	0	0
Non-Hispanic	0	0	0
Unknown ethnicity	0	0	0
Unknown race	1	0	0
Hispanic	0	0	0
Non-Hispanic	0	0	0
Unknown ethnicity	1	0	0
<b>Total</b>	<b>8</b>	<b>1</b>	<b>0</b>

## Outcomes for Florida residents

### Hardee

Hospitalizations 1 (13% of all cases)

Deaths 0 (0% of all cases)

### Statewide

Hospitalizations 4,957 (16% of all cases)

Deaths 1,074 (4% of all cases)

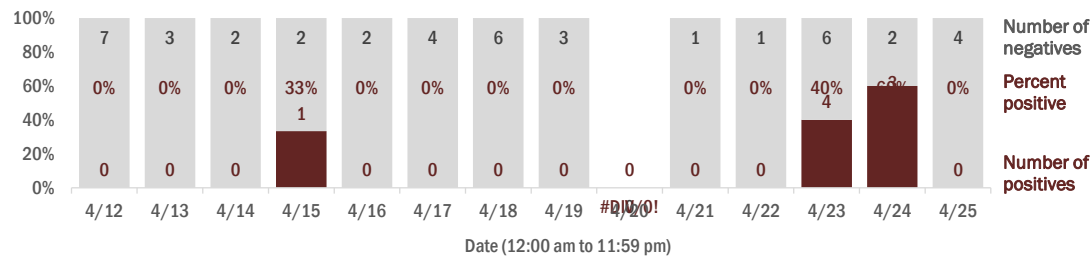
**Hospitalization** counts include anyone who was hospitalized at some point during their illness. It does not reflect the number of people currently hospitalized.

**Other race** includes any person with a race of American Indian/Alaskan native, Asian, native Hawaiian/Pacific Islander, or other.

## Laboratory testing for Florida residents and non-Florida residents over the past 2 weeks

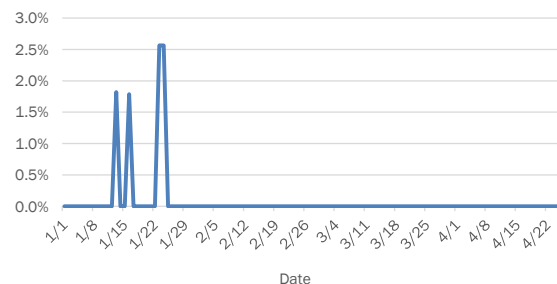
### Number and percent of positive labs

These counts include the number of people for whom the department received laboratory results by day. People tested on multiple days will be included for each day a new result was received. A person is only counted once for each day they are tested, regardless of whether multiple specimens are tested or multiple results are received. If a person has a positive specimen and a negative specimen in the same day, only the positive result is counted.

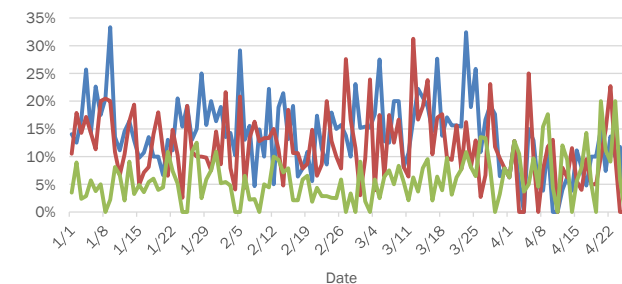


## Emergency department (ED) chief complaint and admission data for Hardee County

### Daily percent of ED visits that result in cough-associated admissions



### Daily percent of ED visits that mention cough, fever, or shortness of breath



The Electronic Surveillance System for the Early Notification of Community-Based Epidemics (ESSENCE-FL) includes chief complaint data from 214 of 215 Florida EDs. Data are transmitted electronically to ESSENCE-FL daily or hourly.

# Coronavirus: summary for Hendry County

Data verified as of Apr 26, 2020 at 10 AM

Data in this report are provisional and subject to change.

## Confirmed cases

**Total cases** 65

Florida residents 65

Non-Florida residents 0

## Gender for Florida residents

Men 32

Women 33

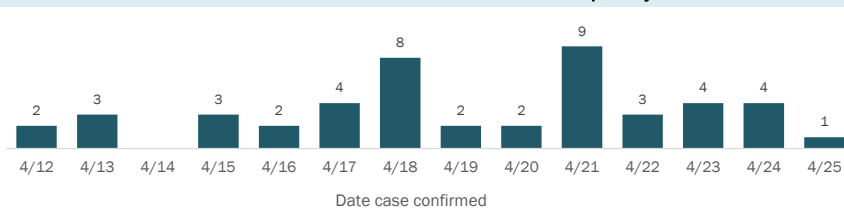
Unknown 0

## Age for Florida residents

Range 2 - 101

Median age 46

## Cases confirmed in Florida residents per day



Race, ethnicity	Cases	Hospitalizations	Deaths
White	38	8	2
Hispanic	19	5	0
Non-Hispanic	17	3	2
Unknown ethnicity	2	0	0
Black	26	9	0
Hispanic	0	0	0
Non-Hispanic	25	8	0
Unknown ethnicity	1	1	0
Other	1	0	0
Hispanic	1	0	0
Non-Hispanic	0	0	0
Unknown ethnicity	0	0	0
Unknown race	0	0	0
Hispanic	0	0	0
Non-Hispanic	0	0	0
Unknown ethnicity	0	0	0
<b>Total</b>	<b>65</b>	<b>17</b>	<b>2</b>

## Outcomes for Florida residents

### Hendry

Hospitalizations 17 (26% of all cases)

Deaths 2 (3% of all cases)

### Statewide

Hospitalizations 4,957 (16% of all cases)

Deaths 1,074 (4% of all cases)

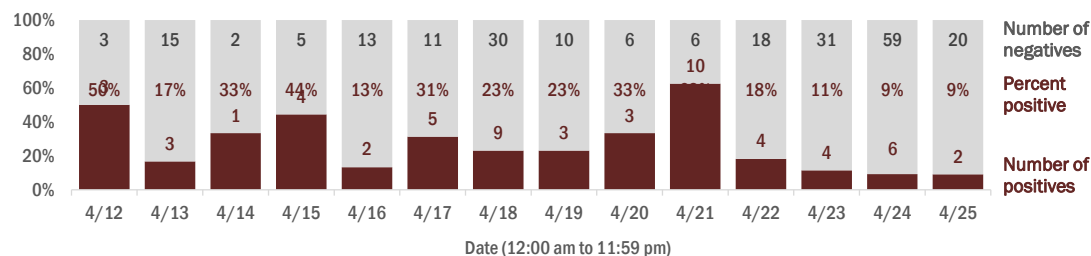
**Hospitalization** counts include anyone who was hospitalized at some point during their illness. It does not reflect the number of people currently hospitalized.

**Other race** includes any person with a race of American Indian/Alaskan native, Asian, native Hawaiian/Pacific Islander, or other.

## Laboratory testing for Florida residents and non-Florida residents over the past 2 weeks

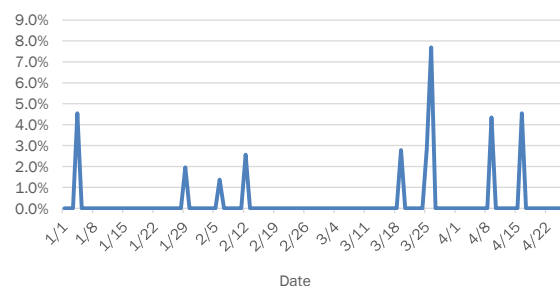
### Number and percent of positive labs

These counts include the number of people for whom the department received laboratory results by day. People tested on multiple days will be included for each day a new result was received. A person is only counted once for each day they are tested, regardless of whether multiple specimens are tested or multiple results are received. If a person has a positive specimen and a negative specimen in the same day, only the positive result is counted.

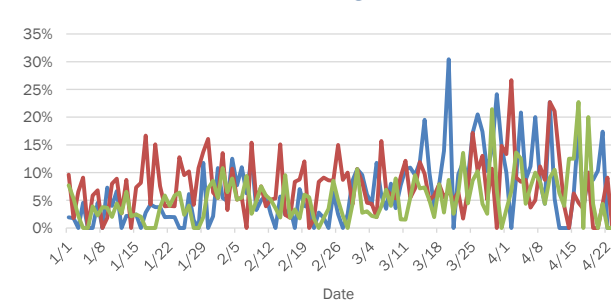


## Emergency department (ED) chief complaint and admission data for Hendry County

### Daily percent of ED visits that result in cough-associated admissions



### Daily percent of ED visits that mention cough, fever, or shortness of breath



The Electronic Surveillance System for the Early Notification of Community-Based Epidemics (ESSENCE-FL) includes chief complaint data from 214 of 215 Florida EDs. Data are transmitted electronically to ESSENCE-FL daily or hourly.

# Coronavirus: summary for Hernando County

Data verified as of Apr 26, 2020 at 10 AM

Data in this report are provisional and subject to change.

## Confirmed cases

**Total cases** 88

Florida residents 82

Non-Florida residents 6

## Gender for Florida residents

Men 41

Women 41

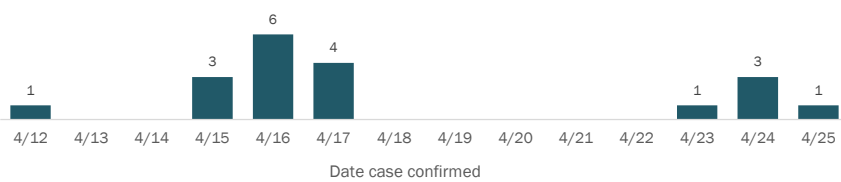
Unknown 0

## Age for Florida residents

Range 1 - 85

Median age 49

## Cases confirmed in Florida residents per day



## Race, ethnicity

	Cases	Hospitalizations	Deaths
White	54	12	2
Hispanic	10	2	1
Non-Hispanic	30	8	1
Unknown ethnicity	14	2	0
Black	5	2	0
Hispanic	0	0	0
Non-Hispanic	4	2	0
Unknown ethnicity	1	0	0
Other	3	2	0
Hispanic	2	2	0
Non-Hispanic	1	0	0
Unknown ethnicity	0	0	0
Unknown race	20	4	1
Hispanic	0	0	0
Non-Hispanic	0	0	0
Unknown ethnicity	20	4	1
<b>Total</b>	<b>82</b>	<b>20</b>	<b>3</b>

## Outcomes for Florida residents

### Hernando

Hospitalizations	20	(24% of all cases)
Deaths	3	(4% of all cases)

### Statewide

Hospitalizations	4,957	(16% of all cases)
Deaths	1,074	(4% of all cases)

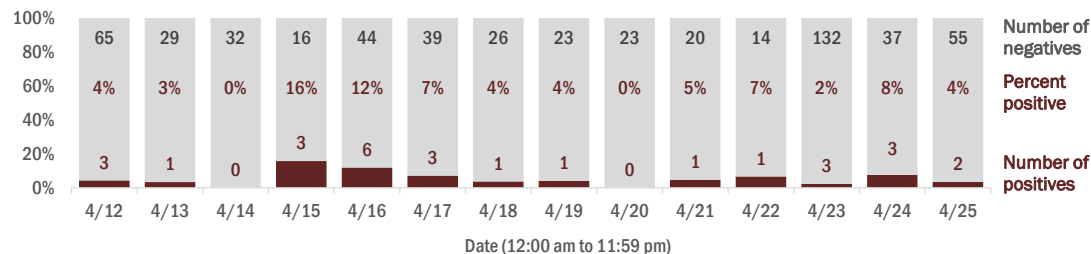
**Hospitalization** counts include anyone who was hospitalized at some point during their illness. It does not reflect the number of people currently hospitalized.

**Other race** includes any person with a race of American Indian/Alaskan native, Asian, native Hawaiian/Pacific Islander, or other.

## Laboratory testing for Florida residents and non-Florida residents over the past 2 weeks

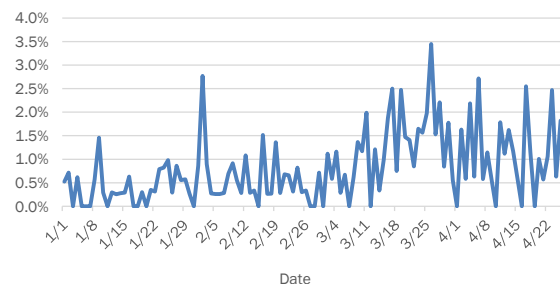
### Number and percent of positive labs

These counts include the number of people for whom the department received laboratory results by day. People tested on multiple days will be included for each day a new result was received. A person is only counted once for each day they are tested, regardless of whether multiple specimens are tested or multiple results are received. If a person has a positive specimen and a negative specimen in the same day, only the positive result is counted.

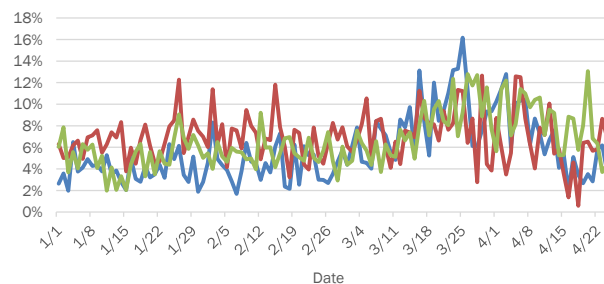


## Emergency department (ED) chief complaint and admission data for Hernando County

### Daily percent of ED visits that result in cough-associated admissions



### Daily percent of ED visits that mention cough, fever, or shortness of breath



The Electronic Surveillance System for the Early Notification of Community-Based Epidemics (ESSENCE-FL) includes chief complaint data from 214 of 215 Florida EDs. Data are transmitted electronically to ESSENCE-FL daily or hourly.

# Coronavirus: summary for Highlands County

Data verified as of Apr 26, 2020 at 10 AM

Data in this report are provisional and subject to change.

## Confirmed cases

**Total cases** 76

Florida residents 75

Non-Florida residents 1

## Gender for Florida residents

Men 40

Women 35

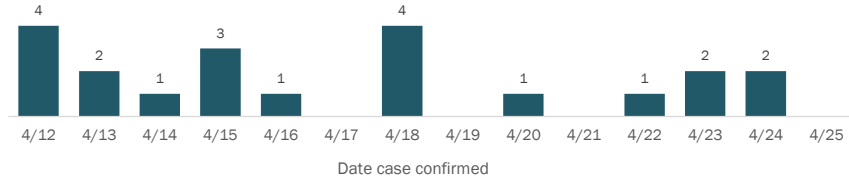
Unknown 0

## Age for Florida residents

Range 0 - 95

Median age 59

## Cases confirmed in Florida residents per day



## Race, ethnicity

**Cases** 36

White 10

Hispanic 22

Non-Hispanic 4

Unknown ethnicity 21

Black 1

Hispanic 18

Non-Hispanic 2

Unknown ethnicity 17

Other 13

Hispanic 4

Non-Hispanic 0

Unknown ethnicity 1

Hispanic 0

Non-Hispanic 0

Unknown ethnicity 1

## Hospitalizations

11

Hispanic 9

Non-Hispanic 1

Unknown ethnicity 10

Black 0

Hispanic 9

Non-Hispanic 1

Unknown ethnicity 7

Other 5

Hispanic 2

Non-Hispanic 0

Unknown ethnicity 0

Hispanic 0

Non-Hispanic 0

Unknown ethnicity 1

## Deaths

2

White 0

Hispanic 2

Non-Hispanic 0

Unknown ethnicity 4

Black 0

Hispanic 3

Non-Hispanic 1

Unknown ethnicity 1

Other 1

Hispanic 1

Non-Hispanic 0

Unknown ethnicity 0

## Outcomes for Florida residents

### Highlands

Hospitalizations 28 (37% of all cases)

Deaths 7 (9% of all cases)

### Statewide

Hospitalizations 4,957 (16% of all cases)

Deaths 1,074 (4% of all cases)

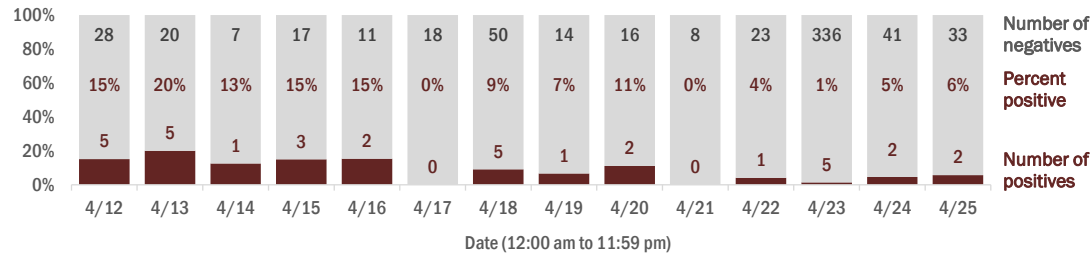
**Hospitalization** counts include anyone who was hospitalized at some point during their illness. It does not reflect the number of people currently hospitalized.

**Other race** includes any person with a race of American Indian/Alaskan native, Asian, native Hawaiian/Pacific Islander, or other.

## Laboratory testing for Florida residents and non-Florida residents over the past 2 weeks

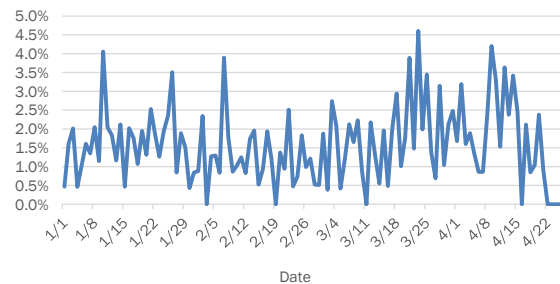
### Number and percent of positive labs

These counts include the number of people for whom the department received laboratory results by day. People tested on multiple days will be included for each day a new result was received. A person is only counted once for each day they are tested, regardless of whether multiple specimens are tested or multiple results are received. If a person has a positive specimen and a negative specimen in the same day, only the positive result is counted.

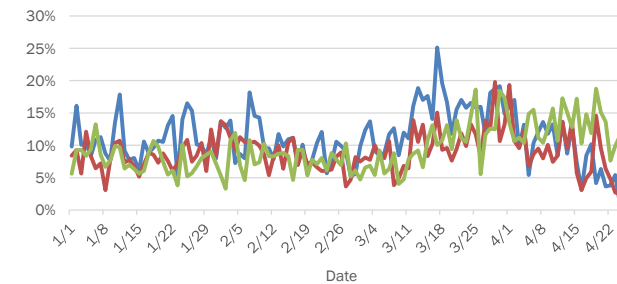


## Emergency department (ED) chief complaint and admission data for Highlands County

### Daily percent of ED visits that result in cough-associated admissions



### Daily percent of ED visits that mention cough, fever, or shortness of breath



The Electronic Surveillance System for the Early Notification of Community-Based Epidemics (ESSENCE-FL) includes chief complaint data from 214 of 215 Florida EDs. Data are transmitted electronically to ESSENCE-FL daily or hourly.

# Coronavirus: summary for Hillsborough County

Data verified as of Apr 26, 2020 at 10 AM

Data in this report are provisional and subject to change.

## Confirmed cases

**Total cases** 1,048

Florida residents 1,001

Non-Florida residents 47

## Gender for Florida residents

Men 492

Women 509

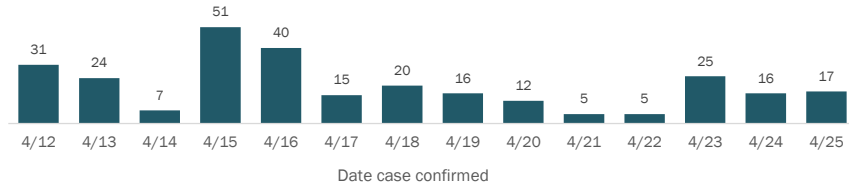
Unknown 0

## Age for Florida residents

Range 0 - 100

Median age 45

## Cases confirmed in Florida residents per day



## Race, ethnicity

	Cases	Hospitalizations	Deaths
White	500	77	13
Hispanic	173	31	1
Non-Hispanic	311	45	11
Unknown ethnicity	16	1	1
Black	164	43	4
Hispanic	6	1	0
Non-Hispanic	152	39	4
Unknown ethnicity	6	3	0
Other	210	33	3
Hispanic	109	18	2
Non-Hispanic	80	12	1
Unknown ethnicity	21	3	0
Unknown race	127	3	1
Hispanic	9	0	0
Non-Hispanic	5	0	0
Unknown ethnicity	113	3	1
<b>Total</b>	<b>1,001</b>	<b>156</b>	<b>21</b>

## Outcomes for Florida residents

### Hillsborough

Hospitalizations	156	(16% of all cases)
Deaths	21	(2% of all cases)

### Statewide

Hospitalizations	4,957	(16% of all cases)
Deaths	1,074	(4% of all cases)

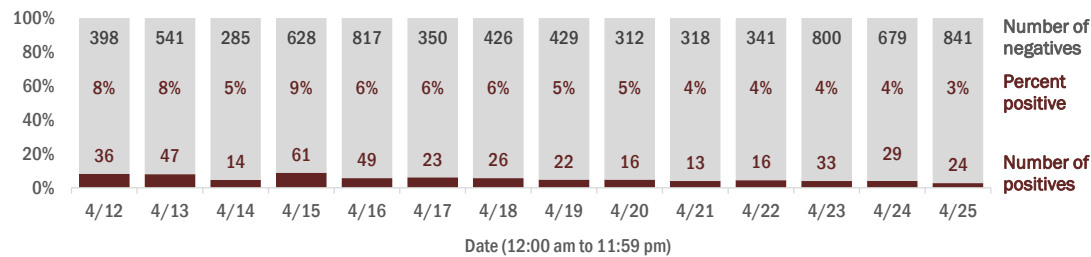
**Hospitalization** counts include anyone who was hospitalized at some point during their illness. It does not reflect the number of people currently hospitalized.

**Other race** includes any person with a race of American Indian/Alaskan native, Asian, native Hawaiian/Pacific Islander, or other.

## Laboratory testing for Florida residents and non-Florida residents over the past 2 weeks

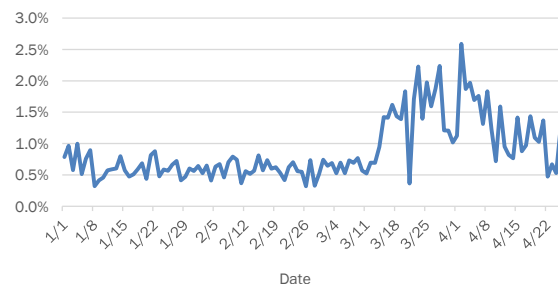
### Number and percent of positive labs

These counts include the number of people for whom the department received laboratory results by day. People tested on multiple days will be included for each day a new result was received. A person is only counted once for each day they are tested, regardless of whether multiple specimens are tested or multiple results are received. If a person has a positive specimen and a negative specimen in the same day, only the positive result is counted.

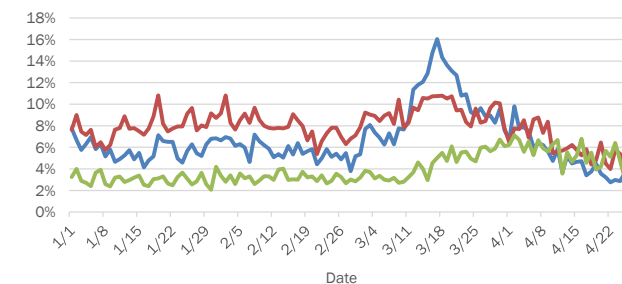


## Emergency department (ED) chief complaint and admission data for Hillsborough County

### Daily percent of ED visits that result in cough-associated admissions



### Daily percent of ED visits that mention cough, fever, or shortness of breath



The Electronic Surveillance System for the Early Notification of Community-Based Epidemics (ESSENCE-FL) includes chief complaint data from 214 of 215 Florida EDs. Data are transmitted electronically to ESSENCE-FL daily or hourly.

# Coronavirus: summary for Holmes County

Data verified as of Apr 26, 2020 at 10 AM

Data in this report are provisional and subject to change.

## Confirmed cases

**Total cases** 9

Florida residents 9

Non-Florida residents 0

## Gender for Florida residents

Men 6

Women 3

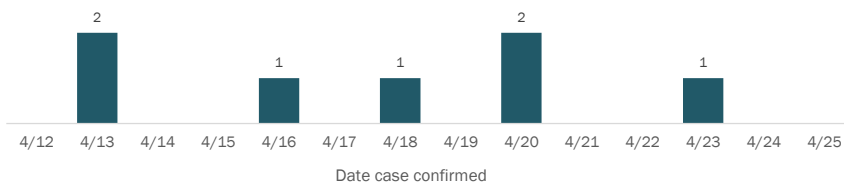
Unknown 0

## Age for Florida residents

Range 27 - 73

Median age 44

## Cases confirmed in Florida residents per day



Race, ethnicity	Cases	Hospitalizations	Deaths
White	6	0	0
Hispanic	0	0	0
Non-Hispanic	6	0	0
Unknown ethnicity	0	0	0
Black	1	0	0
Hispanic	0	0	0
Non-Hispanic	1	0	0
Unknown ethnicity	0	0	0
Other	1	0	0
Hispanic	0	0	0
Non-Hispanic	1	0	0
Unknown ethnicity	0	0	0
Unknown race	1	0	0
Hispanic	0	0	0
Non-Hispanic	0	0	0
Unknown ethnicity	1	0	0
<b>Total</b>	<b>9</b>	<b>0</b>	<b>0</b>

## Outcomes for Florida residents

### Holmes

Hospitalizations 0 (0% of all cases)

Deaths 0 (0% of all cases)

### Statewide

Hospitalizations 4,957 (16% of all cases)

Deaths 1,074 (4% of all cases)

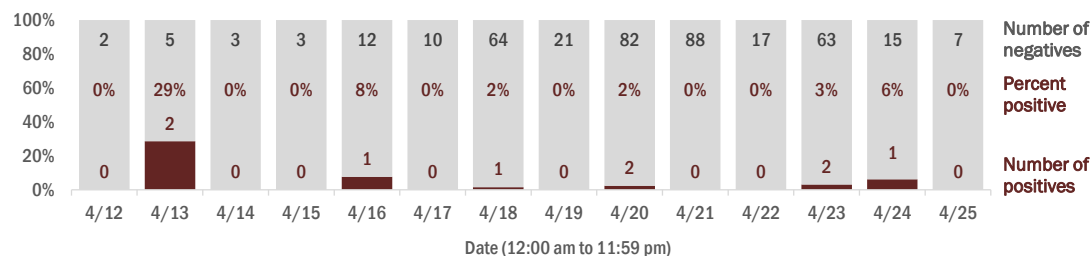
**Hospitalization** counts include anyone who was hospitalized at some point during their illness. It does not reflect the number of people currently hospitalized.

**Other race** includes any person with a race of American Indian/Alaskan native, Asian, native Hawaiian/Pacific Islander, or other.

## Laboratory testing for Florida residents and non-Florida residents over the past 2 weeks

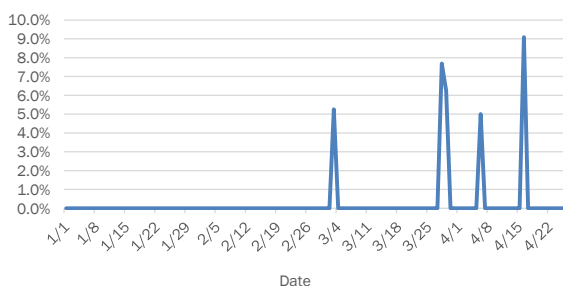
### Number and percent of positive labs

These counts include the number of people for whom the department received laboratory results by day. People tested on multiple days will be included for each day a new result was received. A person is only counted once for each day they are tested, regardless of whether multiple specimens are tested or multiple results are received. If a person has a positive specimen and a negative specimen in the same day, only the positive result is counted.

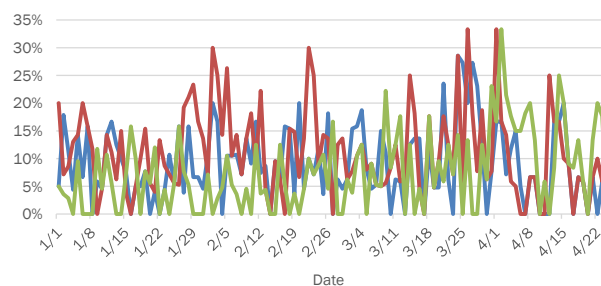


## Emergency department (ED) chief complaint and admission data for Holmes County

### Daily percent of ED visits that result in cough-associated admissions



### Daily percent of ED visits that mention cough, fever, or shortness of breath



The Electronic Surveillance System for the Early Notification of Community-Based Epidemics (ESSENCE-FL) includes chief complaint data from 214 of 215 Florida EDs. Data are transmitted electronically to ESSENCE-FL daily or hourly.

# Coronavirus: summary for Indian River County

Data verified as of Apr 26, 2020 at 10 AM

Data in this report are provisional and subject to change.

## Confirmed cases

**Total cases** 89

Florida residents 80

Non-Florida residents 9

## Gender for Florida residents

Men 48

Women 32

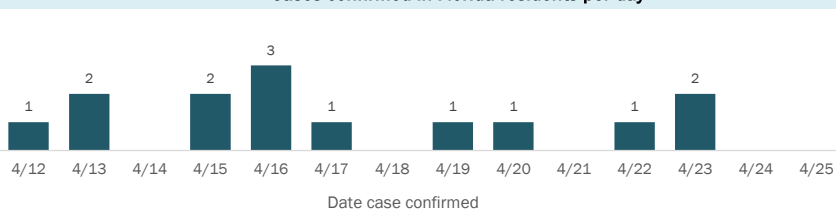
Unknown 0

## Age for Florida residents

Range 8 - 94

Median age 64

## Cases confirmed in Florida residents per day



## Race, ethnicity

**Cases** 60

75%

Hispanic 2

3%

Non-Hispanic 52

65%

Unknown ethnicity 6

8%

**Black** 5

6%

Hispanic 0

0%

Non-Hispanic 5

6%

Unknown ethnicity 0

0%

**Other** 14

18%

Hispanic 2

3%

Non-Hispanic 7

9%

Unknown ethnicity 5

6%

**Unknown race** 1

1%

Hispanic 0

0%

Non-Hispanic 0

0%

Unknown ethnicity 1

1%

## Hospitalizations

15

63%

Hispanic 0

0%

Non-Hispanic 14

58%

Unknown ethnicity 1

4%

**Black** 2

8%

Hispanic 0

0%

Non-Hispanic 2

8%

Unknown ethnicity 0

0%

**Other** 7

29%

Hispanic 1

4%

Non-Hispanic 4

17%

Unknown ethnicity 2

8%

**Unknown race** 0

0%

Hispanic 0

0%

Non-Hispanic 0

0%

Unknown ethnicity 1

1%

## Deaths

3

60%

Hispanic 0

0%

Non-Hispanic 3

60%

Unknown ethnicity 0

0%

**Black** 2

40%

Hispanic 0

0%

Non-Hispanic 2

40%

Unknown ethnicity 0

0%

**Other** 0

0%

Hispanic 0

0%

Non-Hispanic 0

0%

Unknown ethnicity 1

0%

**Total** 80

24

5

**Hospitalization** counts include anyone who was hospitalized at some point during their illness. It does not reflect the number of people currently hospitalized.

**Other race** includes any person with a race of American Indian/Alaskan native, Asian, native Hawaiian/Pacific Islander, or other.

## Outcomes for Florida residents

### Indian River

Hospitalizations 24 (30% of all cases)

Deaths 5 (6% of all cases)

### Statewide

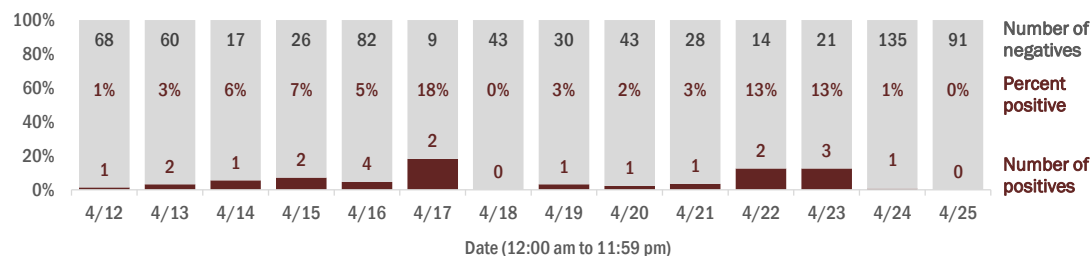
Hospitalizations 4,957 (16% of all cases)

Deaths 1,074 (4% of all cases)

## Laboratory testing for Florida residents and non-Florida residents over the past 2 weeks

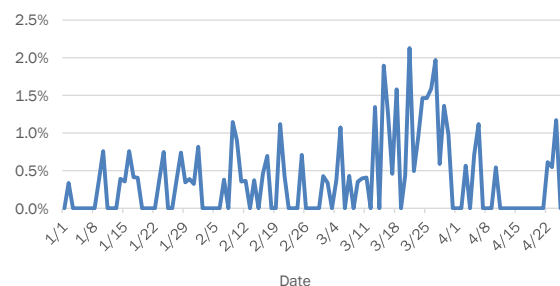
### Number and percent of positive labs

These counts include the number of people for whom the department received laboratory results by day. People tested on multiple days will be included for each day a new result was received. A person is only counted once for each day they are tested, regardless of whether multiple specimens are tested or multiple results are received. If a person has a positive specimen and a negative specimen in the same day, only the positive result is counted.

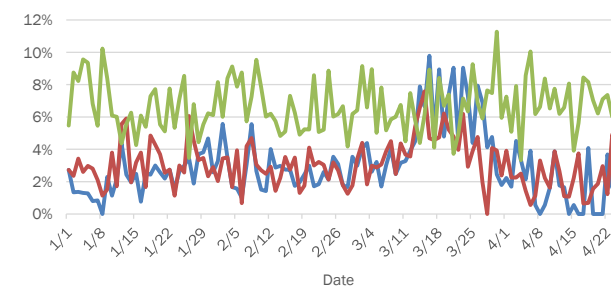


## Emergency department (ED) chief complaint and admission data for Indian River County

### Daily percent of ED visits that result in cough-associated admissions



### Daily percent of ED visits that mention cough, fever, or shortness of breath



The Electronic Surveillance System for the Early Notification of Community-Based Epidemics (ESSENCE-FL) includes chief complaint data from 214 of 215 Florida EDs. Data are transmitted electronically to ESSENCE-FL daily or hourly.



# Coronavirus: summary for Jackson County

Data verified as of Apr 26, 2020 at 10 AM

Data in this report are provisional and subject to change.

## Confirmed cases

**Total cases** 13

Florida residents 12

Non-Florida residents 1

## Gender for Florida residents

Men 3

Women 9

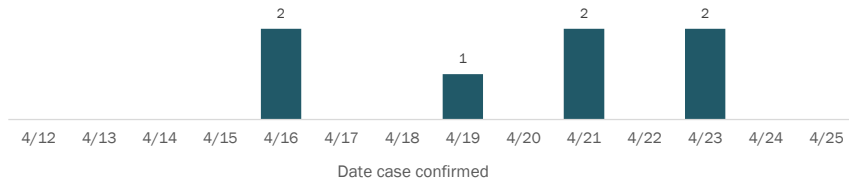
Unknown 0

## Age for Florida residents

Range 11 - 60

Median age 36

## Cases confirmed in Florida residents per day



Race, ethnicity	Cases	Hospitalizations	Deaths
White	4	33%	0
Hispanic	1	8%	0
Non-Hispanic	3	25%	0
Unknown ethnicity	0	0%	0
Black	8	67%	0
Hispanic	0	0%	0
Non-Hispanic	8	67%	0
Unknown ethnicity	0	0%	0
Other	0	0%	0
Hispanic	0	0%	0
Non-Hispanic	0	0%	0
Unknown ethnicity	0	0%	0
Unknown race	0	0%	0
Hispanic	0	0%	0
Non-Hispanic	0	0%	0
Unknown ethnicity	0	0%	0
<b>Total</b>	<b>12</b>	<b>0</b>	<b>0</b>

## Outcomes for Florida residents

### Jackson

Hospitalizations 0 (0% of all cases)

Deaths 0 (0% of all cases)

### Statewide

Hospitalizations 4,957 (16% of all cases)

Deaths 1,074 (4% of all cases)

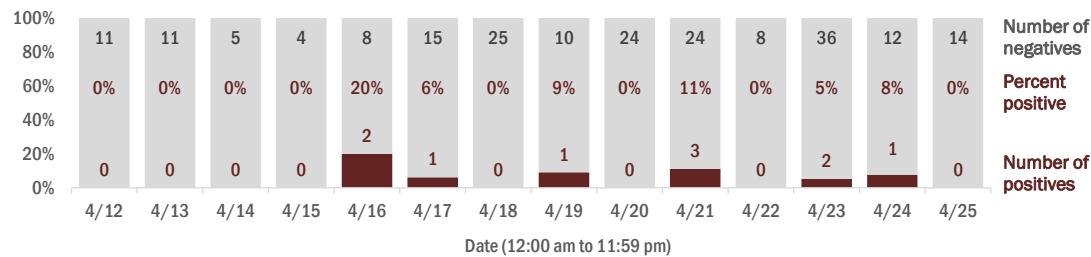
**Hospitalization** counts include anyone who was hospitalized at some point during their illness. It does not reflect the number of people currently hospitalized.

**Other race** includes any person with a race of American Indian/Alaskan native, Asian, native Hawaiian/Pacific Islander, or other.

## Laboratory testing for Florida residents and non-Florida residents over the past 2 weeks

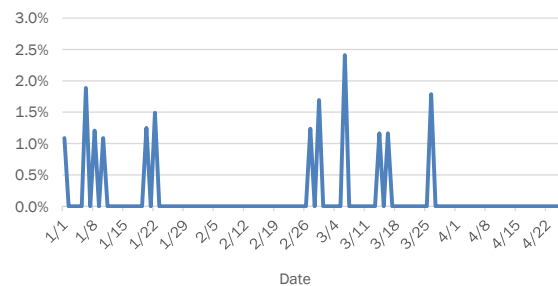
### Number and percent of positive labs

These counts include the number of people for whom the department received laboratory results by day. People tested on multiple days will be included for each day a new result was received. A person is only counted once for each day they are tested, regardless of whether multiple specimens are tested or multiple results are received. If a person has a positive specimen and a negative specimen in the same day, only the positive result is counted.

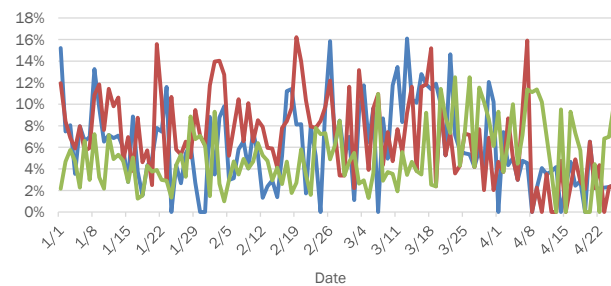


## Emergency department (ED) chief complaint and admission data for Jackson County

### Daily percent of ED visits that result in cough-associated admissions



### Daily percent of ED visits that mention cough, fever, or shortness of breath



The Electronic Surveillance System for the Early Notification of Community-Based Epidemics (ESSENCE-FL) includes chief complaint data from 214 of 215 Florida EDs. Data are transmitted electronically to ESSENCE-FL daily or hourly.



# Coronavirus: summary for Jefferson County

Data verified as of Apr 26, 2020 at 10 AM

Data in this report are provisional and subject to change.

## Confirmed cases

**Total cases** 27

Florida residents 25

Non-Florida residents 2

## Gender for Florida residents

Men 13

Women 12

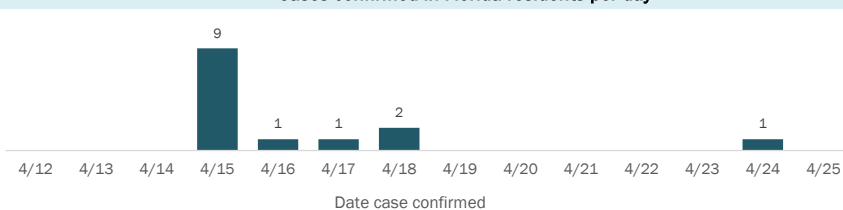
Unknown 0

## Age for Florida residents

Range 29 - 95

Median age 67

## Cases confirmed in Florida residents per day



## Race, ethnicity

	Cases	Hospitalizations	Deaths
White	11	3	2
Hispanic	0	0	0
Non-Hispanic	9	3	1
Unknown ethnicity	2	0	1
Black	10	3	0
Hispanic	0	0	0
Non-Hispanic	10	3	0
Unknown ethnicity	0	0	0
Other	4	0	0
Hispanic	3	0	0
Non-Hispanic	1	0	0
Unknown ethnicity	0	0	0
Unknown race	0	0	0
Hispanic	0	0	0
Non-Hispanic	0	0	0
Unknown ethnicity	0	0	0
<b>Total</b>	<b>25</b>	<b>6</b>	<b>2</b>

## Outcomes for Florida residents

<b>Jefferson</b>		
Hospitalizations	6	(24% of all cases)
Deaths	2	(8% of all cases)
<b>Statewide</b>		
Hospitalizations	4,957	(16% of all cases)
Deaths	1,074	(4% of all cases)

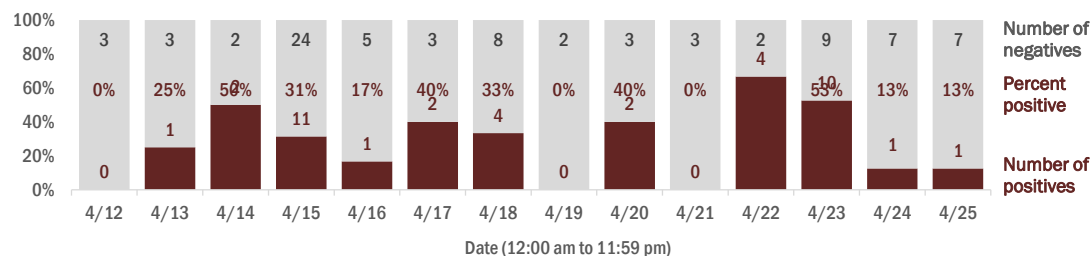
**Hospitalization** counts include anyone who was hospitalized at some point during their illness. It does not reflect the number of people currently hospitalized.

**Other race** includes any person with a race of American Indian/Alaskan native, Asian, native Hawaiian/Pacific Islander, or other.

## Laboratory testing for Florida residents and non-Florida residents over the past 2 weeks

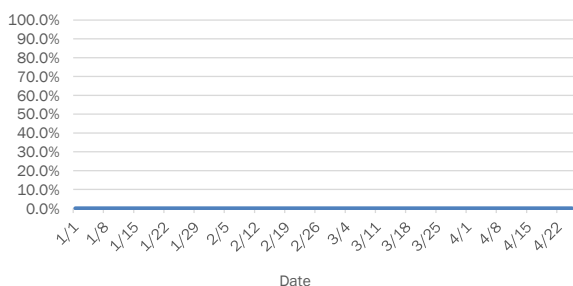
### Number and percent of positive labs

These counts include the number of people for whom the department received laboratory results by day. People tested on multiple days will be included for each day a new result was received. A person is only counted once for each day they are tested, regardless of whether multiple specimens are tested or multiple results are received. If a person has a positive specimen and a negative specimen in the same day, only the positive result is counted.

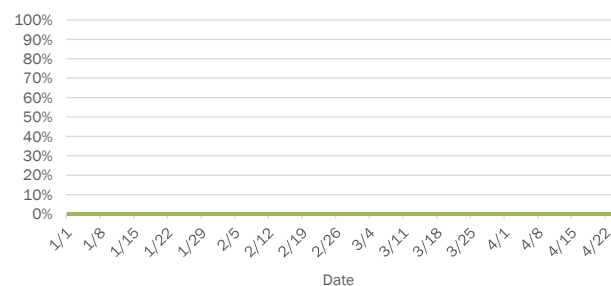


## Emergency department (ED) chief complaint and admission data for Jefferson County

Daily percent of ED visits that result in **cough-associated admissions**



Daily percent of ED visits that mention **cough, fever, or shortness of breath**



The Electronic Surveillance System for the Early Notification of Community-Based Epidemics (ESSENCE-FL) includes chief complaint data from 214 of 215 Florida EDs. Data are transmitted electronically to ESSENCE-FL daily or hourly.

# Coronavirus: summary for Lafayette County

Data verified as of Apr 26, 2020 at 10 AM

Data in this report are provisional and subject to change.

## Confirmed cases

Total cases	1	Cases confirmed in Florida residents per day													
Florida residents	1														
Non-Florida residents	0														
Gender for Florida residents															
Men	0														
Women	1														
Unknown	0														
Age for Florida residents															
Range	47 - 47	4/12	4/13	4/14	4/15	4/16	4/17	4/18	4/19	4/20	4/21	4/22	4/23	4/24	4/25
Median age	47	Date case confirmed													

Race, ethnicity	Cases	Hospitalizations	Deaths	Outcomes for Florida residents		
White	1	100%	0	N/A	0	N/A
Hispanic	1	100%	0	N/A	0	N/A
Non-Hispanic	0	0%	0	N/A	0	N/A
Unknown ethnicity	0	0%	0	N/A	0	N/A
Black	0	0%	0	N/A	0	N/A
Hispanic	0	0%	0	N/A	0	N/A
Non-Hispanic	0	0%	0	N/A	0	N/A
Unknown ethnicity	0	0%	0	N/A	0	N/A
Other	0	0%	0	N/A	0	N/A
Hispanic	0	0%	0	N/A	0	N/A
Non-Hispanic	0	0%	0	N/A	0	N/A
Unknown ethnicity	0	0%	0	N/A	0	N/A
Unknown race	0	0%	0	N/A	0	N/A
Hispanic	0	0%	0	N/A	0	N/A
Non-Hispanic	0	0%	0	N/A	0	N/A
Unknown ethnicity	0	0%	0	N/A	0	N/A
<b>Total</b>	<b>1</b>	<b>0</b>	<b>0</b>			

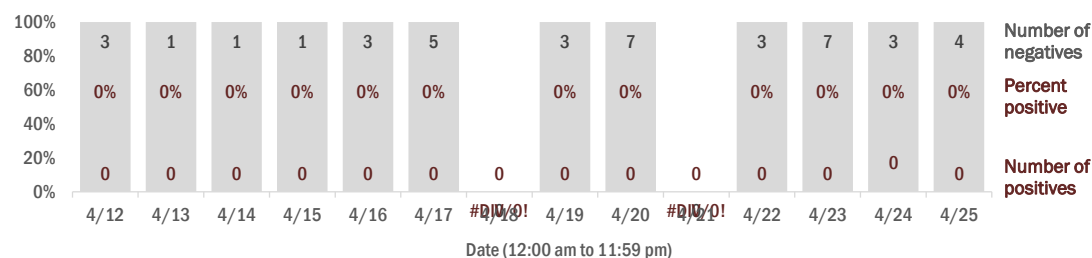
**Hospitalization** counts include anyone who was hospitalized at some point during their illness. It does not reflect the number of people currently hospitalized.

**Other race** includes any person with a race of American Indian/Alaskan native, Asian, native Hawaiian/Pacific Islander, or other.

## Laboratory testing for Florida residents and non-Florida residents over the past 2 weeks

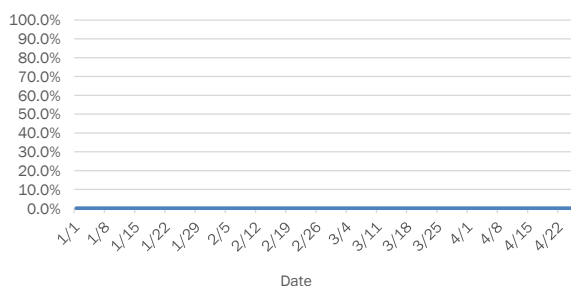
### Number and percent of positive labs

These counts include the number of people for whom the department received laboratory results by day. People tested on multiple days will be included for each day a new result was received. A person is only counted once for each day they are tested, regardless of whether multiple specimens are tested or multiple results are received. If a person has a positive specimen and a negative specimen in the same day, only the positive result is counted.

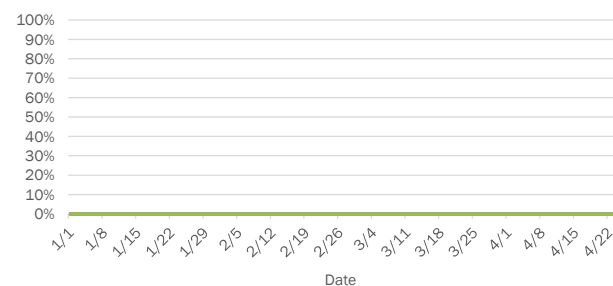


## Emergency department (ED) chief complaint and admission data for Lafayette County

Daily percent of ED visits that result in **cough-associated admissions**



Daily percent of ED visits that mention **cough, fever, or shortness of breath**



The Electronic Surveillance System for the Early Notification of Community-Based Epidemics (ESSENCE-FL) includes chief complaint data from 214 of 215 Florida EDs. Data are transmitted electronically to ESSENCE-FL daily or hourly.

# Coronavirus: summary for Lake County

Data verified as of Apr 26, 2020 at 10 AM

Data in this report are provisional and subject to change.

## Confirmed cases

**Total cases** 222

Florida residents 210

Non-Florida residents 12

## Gender for Florida residents

Men 103

Women 107

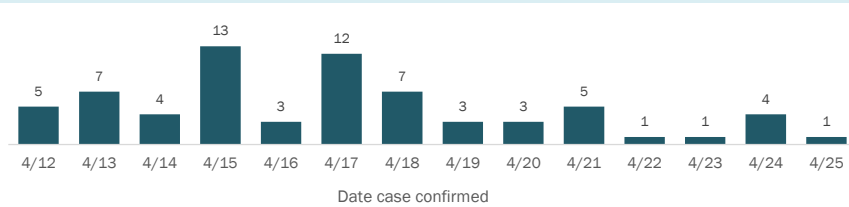
Unknown 0

## Age for Florida residents

Range 1 - 86

Median age 51

## Cases confirmed in Florida residents per day



## Race, ethnicity

	Cases	Hospitalizations	Deaths
White	104	29	6
Hispanic	18	2	2
Non-Hispanic	83	25	4
Unknown ethnicity	3	2	0
Black	27	5	0
Hispanic	1	0	0
Non-Hispanic	26	5	0
Unknown ethnicity	0	0	0
Other	68	18	4
Hispanic	43	10	2
Non-Hispanic	23	7	2
Unknown ethnicity	2	1	0
Unknown race	11	2	0
Hispanic	0	0	0
Non-Hispanic	0	0	0
Unknown ethnicity	11	2	0
<b>Total</b>	<b>210</b>	<b>54</b>	<b>10</b>

## Outcomes for Florida residents

### Lake

Hospitalizations	54	(26% of all cases)
Deaths	10	(5% of all cases)

### Statewide

Hospitalizations	4,957	(16% of all cases)
Deaths	1,074	(4% of all cases)

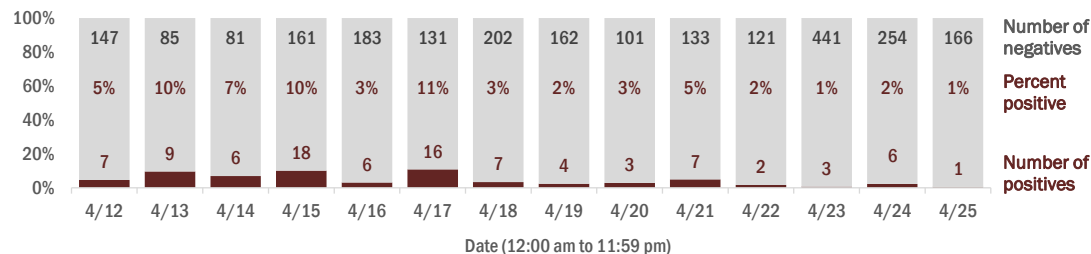
**Hospitalization** counts include anyone who was hospitalized at some point during their illness. It does not reflect the number of people currently hospitalized.

**Other race** includes any person with a race of American Indian/Alaskan native, Asian, native Hawaiian/Pacific Islander, or other.

## Laboratory testing for Florida residents and non-Florida residents over the past 2 weeks

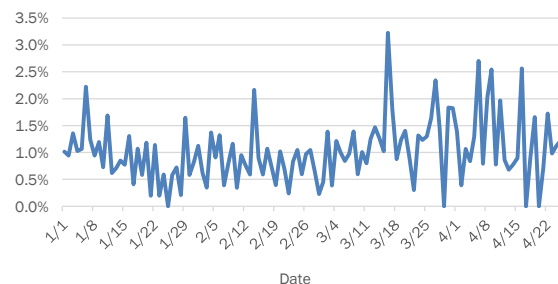
### Number and percent of positive labs

These counts include the number of people for whom the department received laboratory results by day. People tested on multiple days will be included for each day a new result was received. A person is only counted once for each day they are tested, regardless of whether multiple specimens are tested or multiple results are received. If a person has a positive specimen and a negative specimen in the same day, only the positive result is counted.

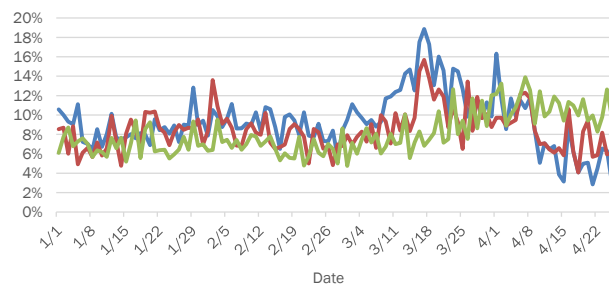


## Emergency department (ED) chief complaint and admission data for Lake County

### Daily percent of ED visits that result in cough-associated admissions



### Daily percent of ED visits that mention cough, fever, or shortness of breath



The Electronic Surveillance System for the Early Notification of Community-Based Epidemics (ESSENCE-FL) includes chief complaint data from 214 of 215 Florida EDs. Data are transmitted electronically to ESSENCE-FL daily or hourly.

# Coronavirus: summary for Lee County

Data verified as of Apr 26, 2020 at 10 AM

Data in this report are provisional and subject to change.

## Confirmed cases

**Total cases** 961

Florida residents 927

Non-Florida residents 34

## Gender for Florida residents

Men 452

Women 474

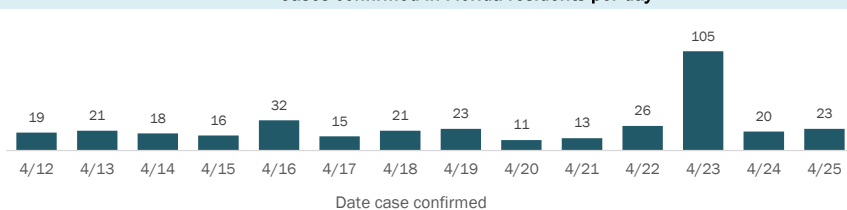
Unknown 1

## Age for Florida residents

Range 0 - 100

Median age 54

## Cases confirmed in Florida residents per day



## Race, ethnicity

	Cases	Hospitalizations	Deaths
White	501	136	30
Hispanic	147	32	2
Non-Hispanic	346	102	28
Unknown ethnicity	8	2	0
Black	114	31	1
Hispanic	2	0	0
Non-Hispanic	111	30	1
Unknown ethnicity	1	1	0
Other	28	7	0
Hispanic	12	2	0
Non-Hispanic	16	5	0
Unknown ethnicity	0	0	0
Unknown race	284	24	6
Hispanic	5	0	0
Non-Hispanic	4	1	0
Unknown ethnicity	275	23	6

**Total** 927 198 37

## Outcomes for Florida residents

**Lee**  
Hospitalizations 198 (21% of all cases)  
Deaths 37 (4% of all cases)

**Statewide**  
Hospitalizations 4,957 (16% of all cases)  
Deaths 1,074 (4% of all cases)

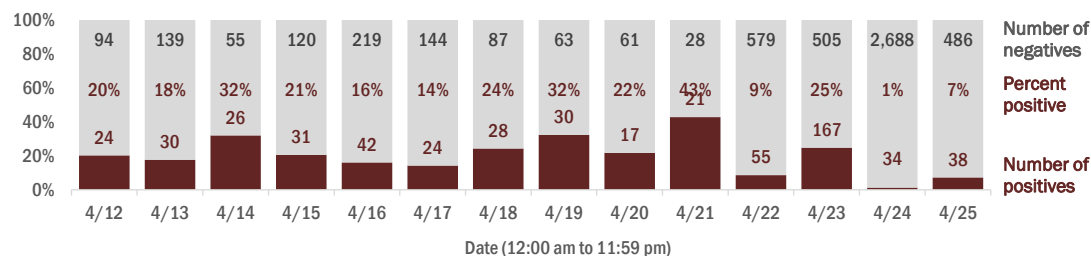
**Hospitalization** counts include anyone who was hospitalized at some point during their illness. It does not reflect the number of people currently hospitalized.

**Other race** includes any person with a race of American Indian/Alaskan native, Asian, native Hawaiian/Pacific Islander, or other.

## Laboratory testing for Florida residents and non-Florida residents over the past 2 weeks

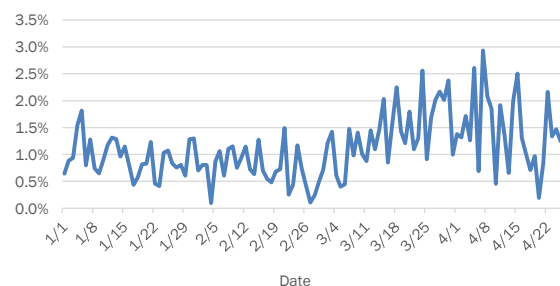
### Number and percent of positive labs

These counts include the number of people for whom the department received laboratory results by day. People tested on multiple days will be included for each day a new result was received. A person is only counted once for each day they are tested, regardless of whether multiple specimens are tested or multiple results are received. If a person has a positive specimen and a negative specimen in the same day, only the positive result is counted.

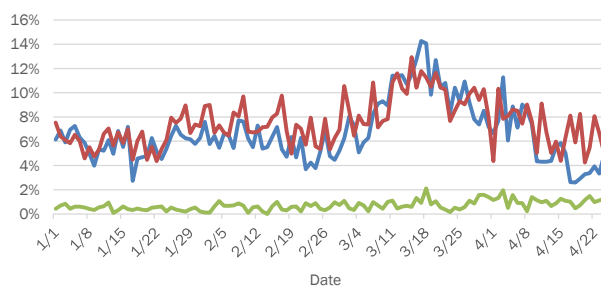


## Emergency department (ED) chief complaint and admission data for Lee County

### Daily percent of ED visits that result in cough-associated admissions



### Daily percent of ED visits that mention cough, fever, or shortness of breath



The Electronic Surveillance System for the Early Notification of Community-Based Epidemics (ESSENCE-FL) includes chief complaint data from 214 of 215 Florida EDs. Data are transmitted electronically to ESSENCE-FL daily or hourly.

# Coronavirus: summary for Leon County

Data verified as of Apr 26, 2020 at 10 AM

Data in this report are provisional and subject to change.

## Confirmed cases

**Total cases** 210

Florida residents 196

Non-Florida residents 14

## Gender for Florida residents

Men 90

Women 106

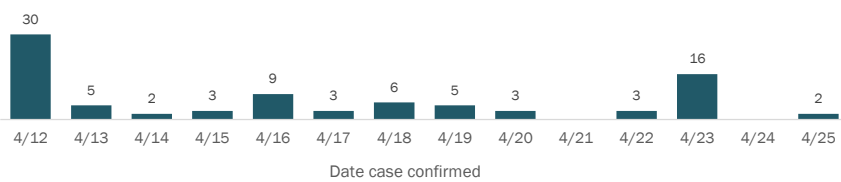
Unknown 0

## Age for Florida residents

Range 2 - 86

Median age 43

## Cases confirmed in Florida residents per day



## Race, ethnicity

White	87	44%	16	59%	1	50%
Hispanic	9	5%	1	4%	0	0%
Non-Hispanic	76	39%	15	56%	1	50%
Unknown ethnicity	2	1%	0	0%	0	0%
Black	84	43%	9	33%	1	50%
Hispanic	3	2%	0	0%	0	0%
Non-Hispanic	80	41%	9	33%	1	50%
Unknown ethnicity	1	1%	0	0%	0	0%
Other	6	3%	0	0%	0	0%
Hispanic	1	1%	0	0%	0	0%
Non-Hispanic	4	2%	0	0%	0	0%
Unknown ethnicity	1	1%	0	0%	0	0%
Unknown race	19	10%	2	7%	0	0%
Hispanic	0	0%	0	0%	0	0%
Non-Hispanic	1	1%	0	0%	0	0%
Unknown ethnicity	18	9%	2	7%	0	0%
Total	196		27		2	

## Outcomes for Florida residents

### Leon

Hospitalizations	27	(14% of all cases)
Deaths	2	(1% of all cases)

### Statewide

Hospitalizations	4,957	(16% of all cases)
Deaths	1,074	(4% of all cases)

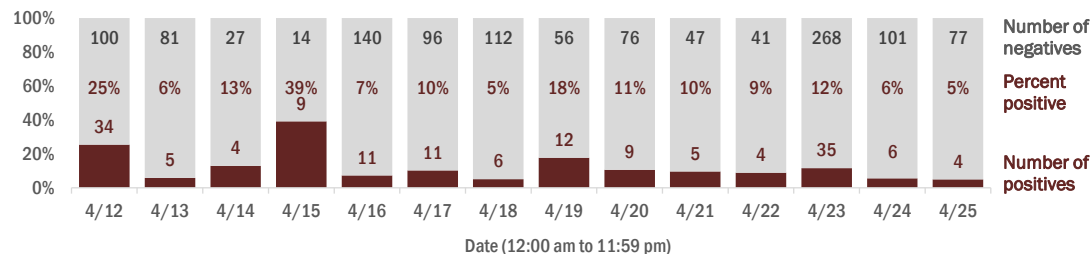
**Hospitalization** counts include anyone who was hospitalized at some point during their illness. It does not reflect the number of people currently hospitalized.

**Other race** includes any person with a race of American Indian/Alaskan native, Asian, native Hawaiian/Pacific Islander, or other.

## Laboratory testing for Florida residents and non-Florida residents over the past 2 weeks

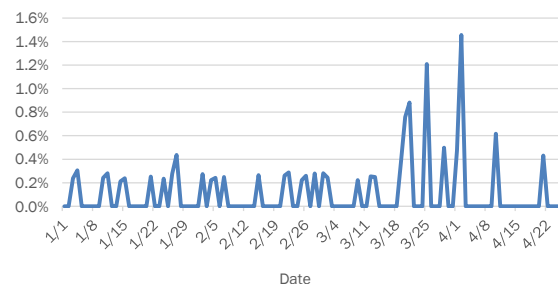
### Number and percent of positive labs

These counts include the number of people for whom the department received laboratory results by day. People tested on multiple days will be included for each day a new result was received. A person is only counted once for each day they are tested, regardless of whether multiple specimens are tested or multiple results are received. If a person has a positive specimen and a negative specimen in the same day, only the positive result is counted.

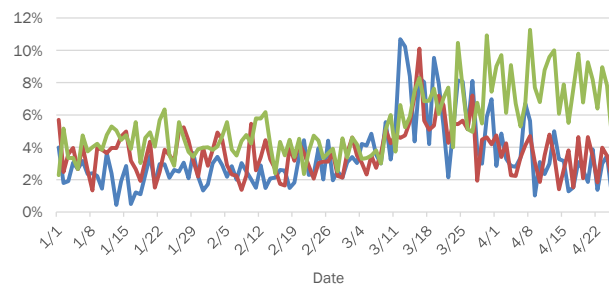


## Emergency department (ED) chief complaint and admission data for Leon County

### Daily percent of ED visits that result in cough-associated admissions



### Daily percent of ED visits that mention cough, fever, or shortness of breath



The Electronic Surveillance System for the Early Notification of Community-Based Epidemics (ESSENCE-FL) includes chief complaint data from 214 of 215 Florida EDs. Data are transmitted electronically to ESSENCE-FL daily or hourly.

# Coronavirus: summary for Levy County

Data verified as of Apr 26, 2020 at 10 AM

Data in this report are provisional and subject to change.

## Confirmed cases

**Total cases** 13

Florida residents 13

Non-Florida residents 0

## Gender for Florida residents

Men 4

Women 9

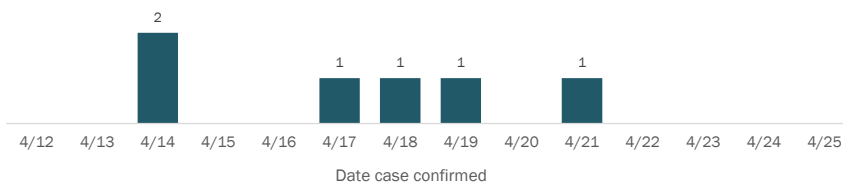
Unknown 0

## Age for Florida residents

Range 16 - 93

Median age 48

## Cases confirmed in Florida residents per day



Race, ethnicity	Cases	Hospitalizations	Deaths
White	7	1	0
Hispanic	1	0	0
Non-Hispanic	6	1	0
Unknown ethnicity	0	0	0
Black	3	0	0
Hispanic	0	0	0
Non-Hispanic	3	0	0
Unknown ethnicity	0	0	0
Other	1	1	0
Hispanic	1	1	0
Non-Hispanic	0	0	0
Unknown ethnicity	0	0	0
Unknown race	2	0	0
Hispanic	0	0	0
Non-Hispanic	0	0	0
Unknown ethnicity	2	0	0
<b>Total</b>	<b>13</b>	<b>2</b>	<b>0</b>

## Outcomes for Florida residents

### Levy

Hospitalizations 2 (15% of all cases)

Deaths 0 (0% of all cases)

### Statewide

Hospitalizations 4,957 (16% of all cases)

Deaths 1,074 (4% of all cases)

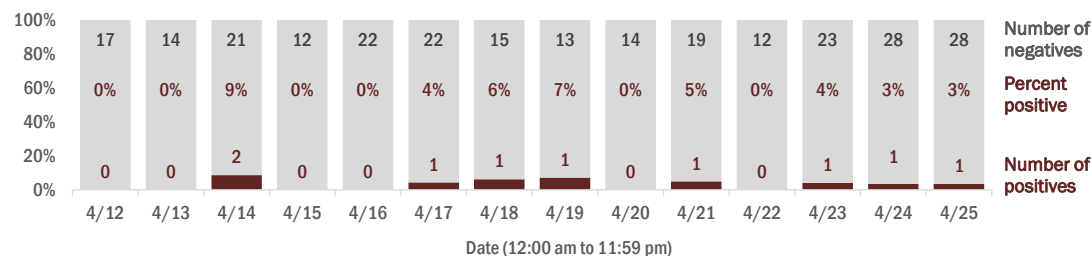
**Hospitalization** counts include anyone who was hospitalized at some point during their illness. It does not reflect the number of people currently hospitalized.

**Other race** includes any person with a race of American Indian/Alaskan native, Asian, native Hawaiian/Pacific Islander, or other.

## Laboratory testing for Florida residents and non-Florida residents over the past 2 weeks

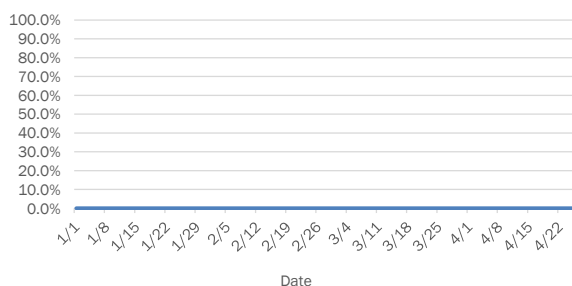
### Number and percent of positive labs

These counts include the number of people for whom the department received laboratory results by day. People tested on multiple days will be included for each day a new result was received. A person is only counted once for each day they are tested, regardless of whether multiple specimens are tested or multiple results are received. If a person has a positive specimen and a negative specimen in the same day, only the positive result is counted.

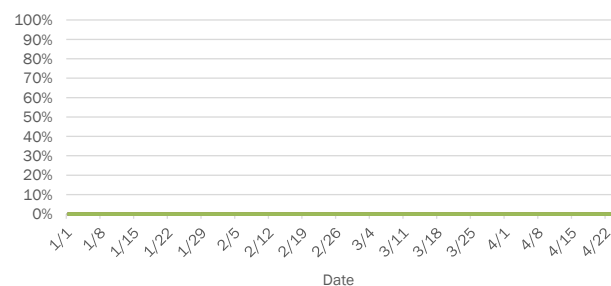


## Emergency department (ED) chief complaint and admission data for Levy County

Daily percent of ED visits that result in **cough-associated admissions**



Daily percent of ED visits that mention **cough, fever, or shortness of breath**

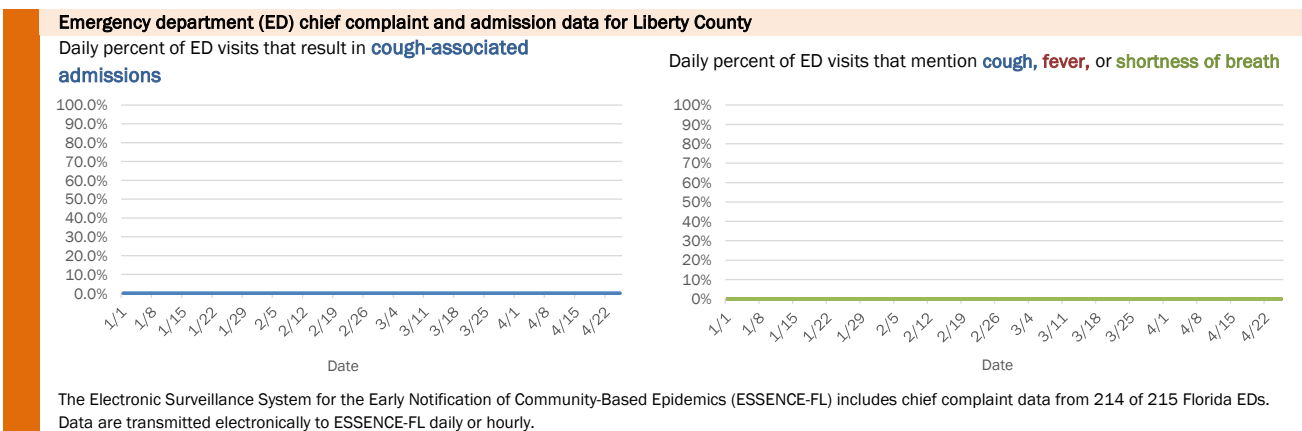
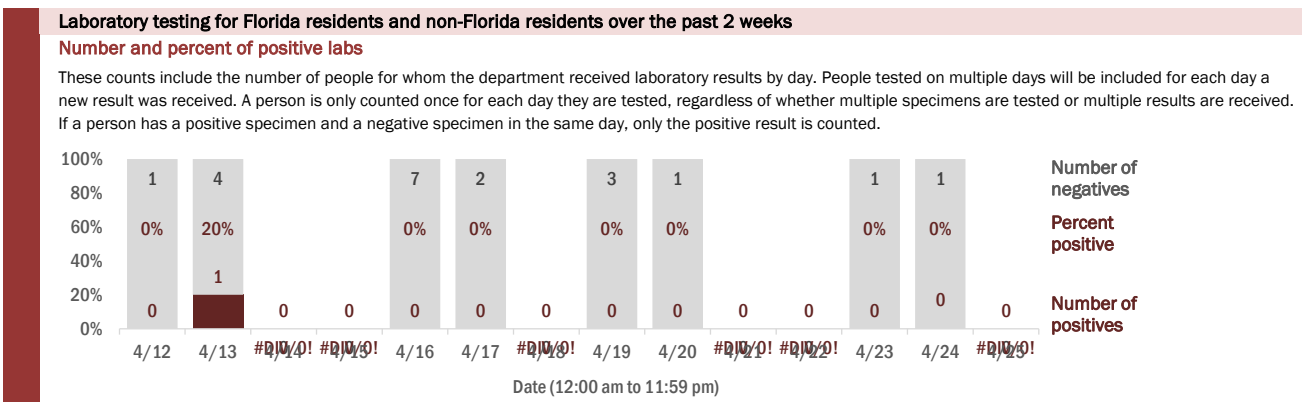
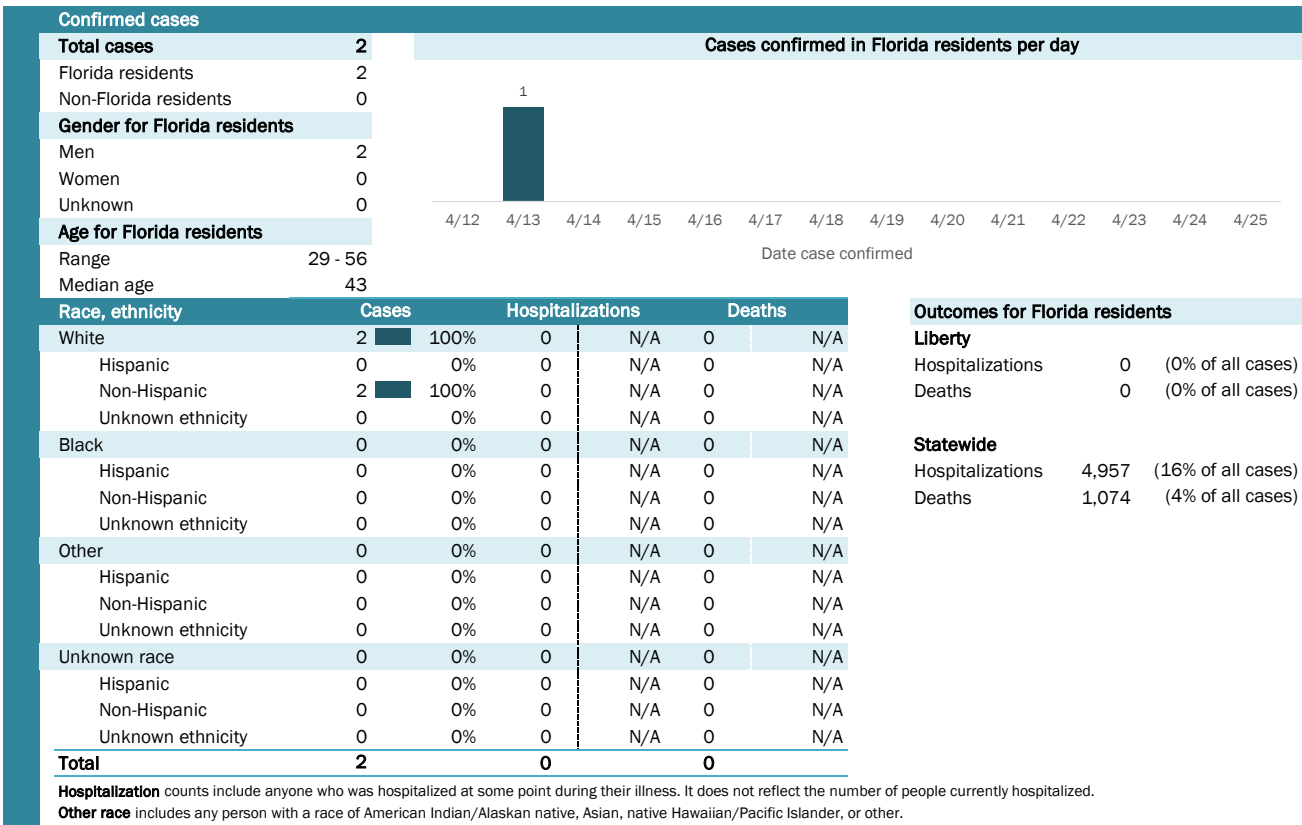


The Electronic Surveillance System for the Early Notification of Community-Based Epidemics (ESSENCE-FL) includes chief complaint data from 214 of 215 Florida EDs. Data are transmitted electronically to ESSENCE-FL daily or hourly.

# Coronavirus: summary for Liberty County

Data verified as of Apr 26, 2020 at 10 AM

Data in this report are provisional and subject to change.



# Coronavirus: summary for Madison County

Data verified as of Apr 26, 2020 at 10 AM

Data in this report are provisional and subject to change.

## Confirmed cases

**Total cases** 43

Florida residents 41

Non-Florida residents 2

## Gender for Florida residents

Men 20

Women 21

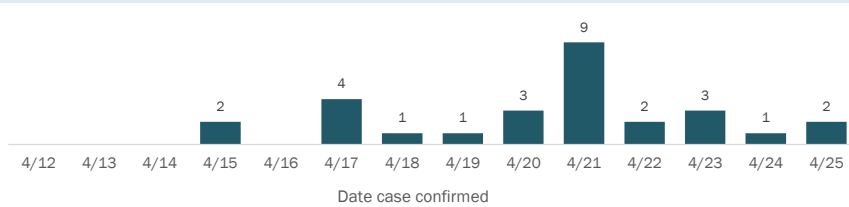
Unknown 0

## Age for Florida residents

Range 0 - 89

Median age 57

## Cases confirmed in Florida residents per day



Race, ethnicity	Cases	Hospitalizations	Deaths
White	10	24%	0
Hispanic	0	0%	0
Non-Hispanic	9	22%	0
Unknown ethnicity	1	2%	0
Black	24	59%	4
Hispanic	0	0%	0
Non-Hispanic	20	49%	4
Unknown ethnicity	4	10%	0
Other	2	5%	0
Hispanic	1	2%	0
Non-Hispanic	1	2%	0
Unknown ethnicity	0	0%	0
Unknown race	5	12%	0
Hispanic	0	0%	0
Non-Hispanic	0	0%	0
Unknown ethnicity	5	12%	0
<b>Total</b>	<b>41</b>	<b>4</b>	<b>2</b>

## Outcomes for Florida residents

### Madison

Hospitalizations 4 (10% of all cases)

Deaths 2 (5% of all cases)

### Statewide

Hospitalizations 4,957 (16% of all cases)

Deaths 1,074 (4% of all cases)

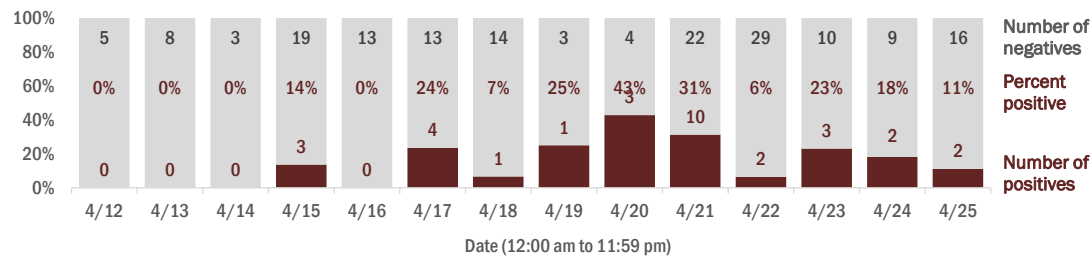
**Hospitalization** counts include anyone who was hospitalized at some point during their illness. It does not reflect the number of people currently hospitalized.

**Other race** includes any person with a race of American Indian/Alaskan native, Asian, native Hawaiian/Pacific Islander, or other.

## Laboratory testing for Florida residents and non-Florida residents over the past 2 weeks

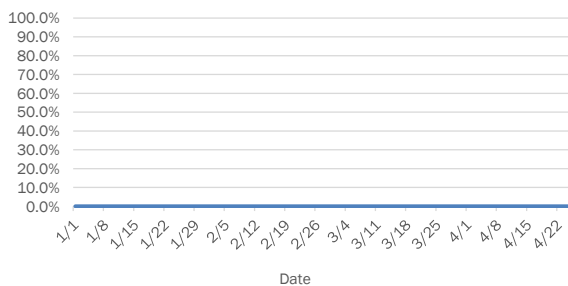
### Number and percent of positive labs

These counts include the number of people for whom the department received laboratory results by day. People tested on multiple days will be included for each day a new result was received. A person is only counted once for each day they are tested, regardless of whether multiple specimens are tested or multiple results are received. If a person has a positive specimen and a negative specimen in the same day, only the positive result is counted.

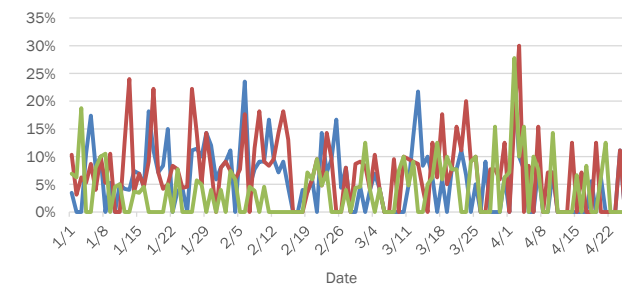


## Emergency department (ED) chief complaint and admission data for Madison County

Daily percent of ED visits that result in **cough-associated admissions**



Daily percent of ED visits that mention **cough**, **fever**, or **shortness of breath**



The Electronic Surveillance System for the Early Notification of Community-Based Epidemics (ESSENCE-FL) includes chief complaint data from 214 of 215 Florida EDs. Data are transmitted electronically to ESSENCE-FL daily or hourly.



# Coronavirus: summary for Manatee County

Data verified as of Apr 26, 2020 at 10 AM

Data in this report are provisional and subject to change.

## Confirmed cases

**Total cases** 508

Florida residents 506

Non-Florida residents 2

## Gender for Florida residents

Men 210

Women 295

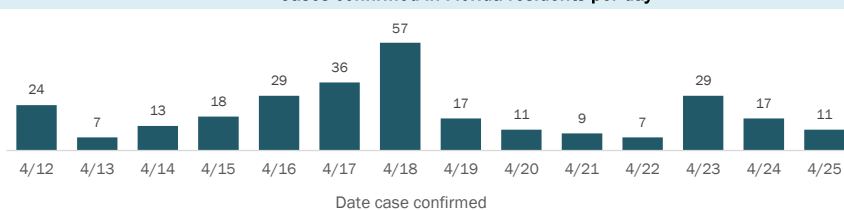
Unknown 1

## Age for Florida residents

Range 2 - 98

Median age 58

## Cases confirmed in Florida residents per day



## Race, ethnicity

	Cases	Hospitalizations	Deaths
White	315	62%	81
Hispanic	38	8%	1
Non-Hispanic	247	49%	71
Unknown ethnicity	30	6%	9
Black	81	16%	21
Hispanic	2	0%	0
Non-Hispanic	76	15%	21
Unknown ethnicity	3	1%	0
Other	40	8%	20
Hispanic	18	4%	11
Non-Hispanic	11	2%	2
Unknown ethnicity	11	2%	7
Unknown race	70	14%	7
Hispanic	1	0%	0
Non-Hispanic	1	0%	0
Unknown ethnicity	68	13%	7
<b>Total</b>	<b>506</b>	<b>129</b>	<b>42</b>

## Outcomes for Florida residents

### Manatee

Hospitalizations	129	(25% of all cases)
Deaths	42	(8% of all cases)

### Statewide

Hospitalizations	4,957	(16% of all cases)
Deaths	1,074	(4% of all cases)

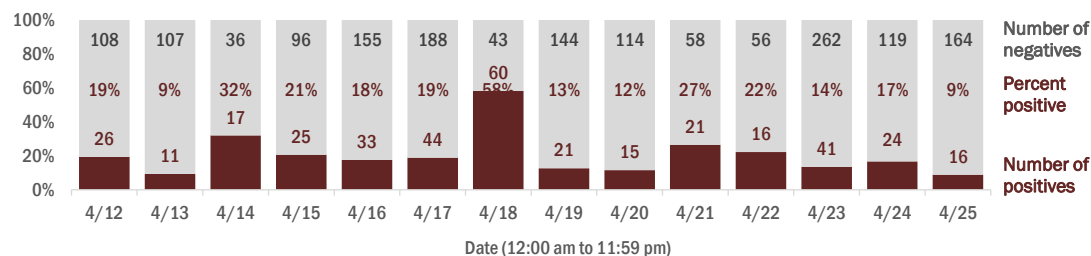
**Hospitalization** counts include anyone who was hospitalized at some point during their illness. It does not reflect the number of people currently hospitalized.

**Other race** includes any person with a race of American Indian/Alaskan native, Asian, native Hawaiian/Pacific Islander, or other.

## Laboratory testing for Florida residents and non-Florida residents over the past 2 weeks

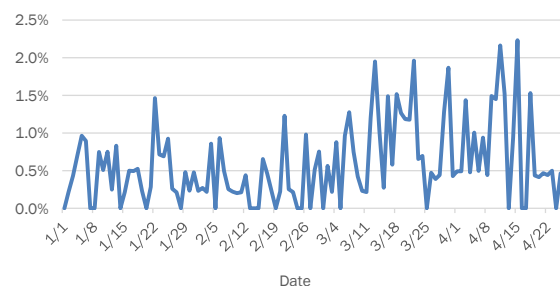
### Number and percent of positive labs

These counts include the number of people for whom the department received laboratory results by day. People tested on multiple days will be included for each day a new result was received. A person is only counted once for each day they are tested, regardless of whether multiple specimens are tested or multiple results are received. If a person has a positive specimen and a negative specimen in the same day, only the positive result is counted.

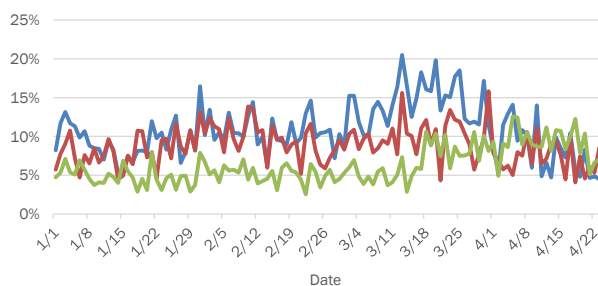


## Emergency department (ED) chief complaint and admission data for Manatee County

Daily percent of ED visits that result in **cough-associated admissions**



Daily percent of ED visits that mention **cough**, **fever**, or **shortness of breath**



The Electronic Surveillance System for the Early Notification of Community-Based Epidemics (ESSENCE-FL) includes chief complaint data from 214 of 215 Florida EDs. Data are transmitted electronically to ESSENCE-FL daily or hourly.

# Coronavirus: summary for Marion County

Data verified as of Apr 26, 2020 at 10 AM

Data in this report are provisional and subject to change.

## Confirmed cases

**Total cases** 151

Florida residents 148

Non-Florida residents 3

## Gender for Florida residents

Men 66

Women 82

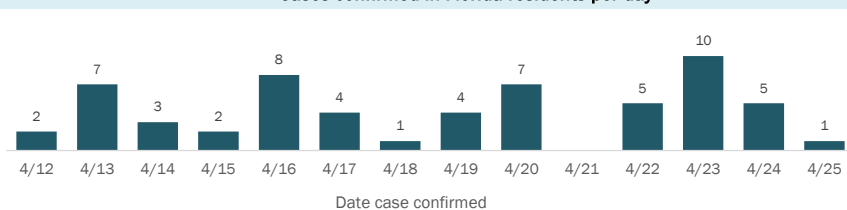
Unknown 0

## Age for Florida residents

Range 2 - 96

Median age 52

## Cases confirmed in Florida residents per day



## Race, ethnicity

	Cases	Hospitalizations	Deaths
White	113	12	4
Hispanic	22	2	2
Non-Hispanic	90	10	2
Unknown ethnicity	1	0	0
Black	23	6	0
Hispanic	1	0	0
Non-Hispanic	22	6	0
Unknown ethnicity	0	0	0
Other	11	2	0
Hispanic	1	0	0
Non-Hispanic	10	2	0
Unknown ethnicity	0	0	0
Unknown race	1	0	0
Hispanic	0	0	0
Non-Hispanic	0	0	0
Unknown ethnicity	1	0	0
<b>Total</b>	<b>148</b>	<b>20</b>	<b>4</b>

## Outcomes for Florida residents

### Marion

Hospitalizations	20	(14% of all cases)
Deaths	4	(3% of all cases)

### Statewide

Hospitalizations	4,957	(16% of all cases)
Deaths	1,074	(4% of all cases)

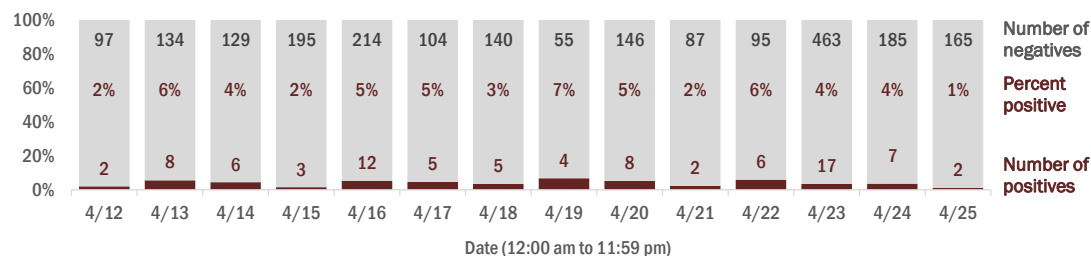
**Hospitalization** counts include anyone who was hospitalized at some point during their illness. It does not reflect the number of people currently hospitalized.

**Other race** includes any person with a race of American Indian/Alaskan native, Asian, native Hawaiian/Pacific Islander, or other.

## Laboratory testing for Florida residents and non-Florida residents over the past 2 weeks

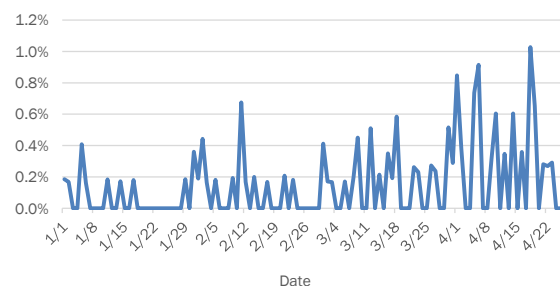
### Number and percent of positive labs

These counts include the number of people for whom the department received laboratory results by day. People tested on multiple days will be included for each day a new result was received. A person is only counted once for each day they are tested, regardless of whether multiple specimens are tested or multiple results are received. If a person has a positive specimen and a negative specimen in the same day, only the positive result is counted.

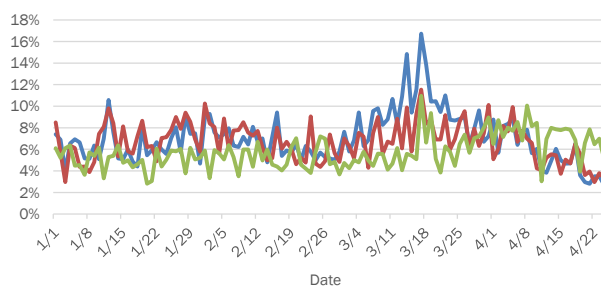


## Emergency department (ED) chief complaint and admission data for Marion County

### Daily percent of ED visits that result in cough-associated admissions



### Daily percent of ED visits that mention cough, fever, or shortness of breath



The Electronic Surveillance System for the Early Notification of Community-Based Epidemics (ESSENCE-FL) includes chief complaint data from 214 of 215 Florida EDs. Data are transmitted electronically to ESSENCE-FL daily or hourly.

# Coronavirus: summary for Martin County

Data verified as of Apr 26, 2020 at 10 AM

Data in this report are provisional and subject to change.

## Confirmed cases

**Total cases** 174

Florida residents 165

Non-Florida residents 9

## Gender for Florida residents

Men 93

Women 72

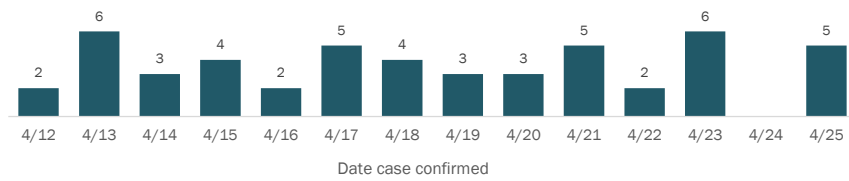
Unknown 0

## Age for Florida residents

Range 3 - 92

Median age 57

## Cases confirmed in Florida residents per day



## Race, ethnicity

	Cases		Hospitalizations		Deaths	
White	109	66%	32	80%	5	100%
Hispanic	13	8%	4	10%	0	0%
Non-Hispanic	95	58%	28	70%	5	100%
Unknown ethnicity	1	1%	0	0%	0	0%
Black	6	4%	3	8%	0	0%
Hispanic	0	0%	0	0%	0	0%
Non-Hispanic	6	4%	3	8%	0	0%
Unknown ethnicity	0	0%	0	0%	0	0%
Other	19	12%	2	5%	0	0%
Hispanic	18	11%	2	5%	0	0%
Non-Hispanic	1	1%	0	0%	0	0%
Unknown ethnicity	0	0%	0	0%	0	0%
Unknown race	31	19%	3	8%	0	0%
Hispanic	3	2%	1	3%	0	0%
Non-Hispanic	0	0%	0	0%	0	0%
Unknown ethnicity	28	17%	2	5%	0	0%
<b>Total</b>	<b>165</b>		<b>40</b>		<b>5</b>	

## Outcomes for Florida residents

### Martin

Hospitalizations	40	(24% of all cases)
Deaths	5	(3% of all cases)

### Statewide

Hospitalizations	4,957	(16% of all cases)
Deaths	1,074	(4% of all cases)

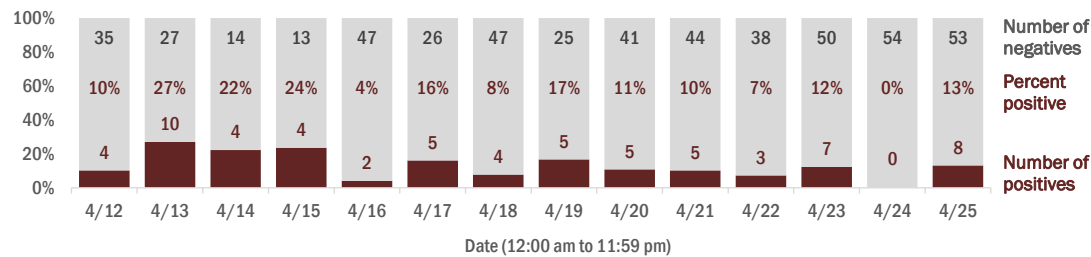
**Hospitalization** counts include anyone who was hospitalized at some point during their illness. It does not reflect the number of people currently hospitalized.

**Other race** includes any person with a race of American Indian/Alaskan native, Asian, native Hawaiian/Pacific Islander, or other.

## Laboratory testing for Florida residents and non-Florida residents over the past 2 weeks

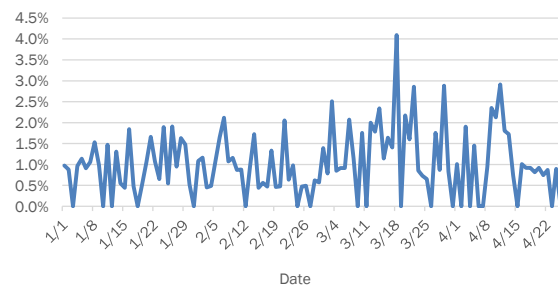
### Number and percent of positive labs

These counts include the number of people for whom the department received laboratory results by day. People tested on multiple days will be included for each day a new result was received. A person is only counted once for each day they are tested, regardless of whether multiple specimens are tested or multiple results are received. If a person has a positive specimen and a negative specimen in the same day, only the positive result is counted.

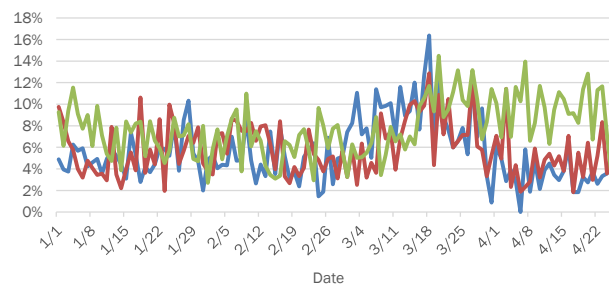


## Emergency department (ED) chief complaint and admission data for Martin County

Daily percent of ED visits that result in **cough-associated admissions**



Daily percent of ED visits that mention **cough**, **fever**, or **shortness of breath**



The Electronic Surveillance System for the Early Notification of Community-Based Epidemics (ESSENCE-FL) includes chief complaint data from 214 of 215 Florida EDs. Data are transmitted electronically to ESSENCE-FL daily or hourly.

# Coronavirus: summary for Monroe County

Data verified as of Apr 26, 2020 at 10 AM

Data in this report are provisional and subject to change.

## Confirmed cases

**Total cases** 78

Florida residents 70

Non-Florida residents 8

## Gender for Florida residents

Men 36

Women 34

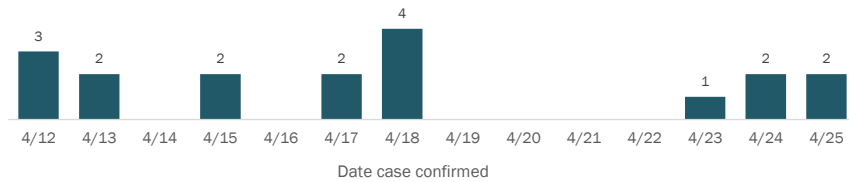
Unknown 0

## Age for Florida residents

Range 6 - 80

Median age 50

## Cases confirmed in Florida residents per day



## Race, ethnicity

**Cases** 55

79%

17

24%

38

54%

0

0%

Black

5

7%

0

0%

Hispanic

5

7%

0

0%

Non-Hispanic

0

0%

Unknown ethnicity

0

0%

Other

0

0%

Hispanic

0

0%

Non-Hispanic

0

0%

Unknown ethnicity

0

0%

Unknown race

10

14%

0

0%

Hispanic

0

0%

Non-Hispanic

0

0%

Unknown ethnicity

10

14%

## Hospitalizations

7

78%

1

11%

6

67%

0

0%

Black

2

22%

0

0%

Hispanic

2

22%

0

0%

Non-Hispanic

0

0%

Unknown ethnicity

0

0%

Other

0

0%

Hispanic

0

0%

Non-Hispanic

0

0%

Unknown ethnicity

0

0%

Unknown race

10

14%

0

0%

Hispanic

0

0%

Non-Hispanic

0

0%

Unknown ethnicity

10

14%

## Deaths

2

67%

0

0%

2

67%

0

0%

Black

1

33%

0

0%

Hispanic

1

33%

0

0%

Non-Hispanic

0

0%

Unknown ethnicity

0

0%

Other

0

0%

Hispanic

0

0%

Non-Hispanic

0

0%

Unknown ethnicity

0

0%

**Hospitalization** counts include anyone who was hospitalized at some point during their illness. It does not reflect the number of people currently hospitalized.

**Other race** includes any person with a race of American Indian/Alaskan native, Asian, native Hawaiian/Pacific Islander, or other.

## Outcomes for Florida residents

### Monroe

Hospitalizations 9 (13% of all cases)

Deaths 3 (4% of all cases)

### Statewide

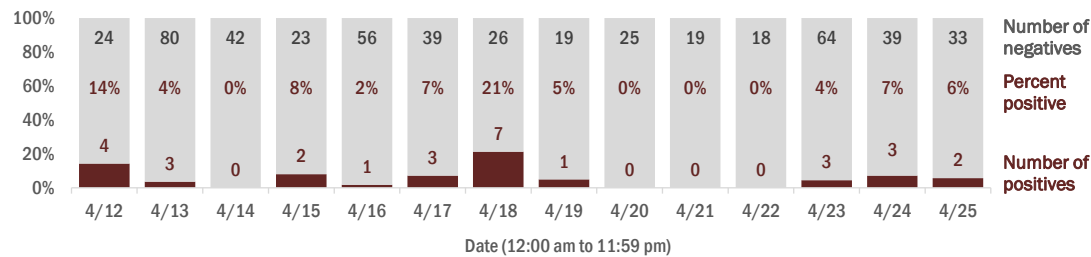
Hospitalizations 4,957 (16% of all cases)

Deaths 1,074 (4% of all cases)

## Laboratory testing for Florida residents and non-Florida residents over the past 2 weeks

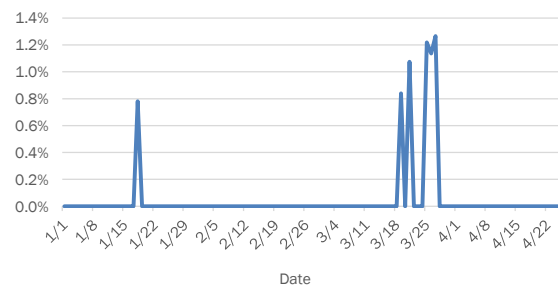
### Number and percent of positive labs

These counts include the number of people for whom the department received laboratory results by day. People tested on multiple days will be included for each day a new result was received. A person is only counted once for each day they are tested, regardless of whether multiple specimens are tested or multiple results are received. If a person has a positive specimen and a negative specimen in the same day, only the positive result is counted.

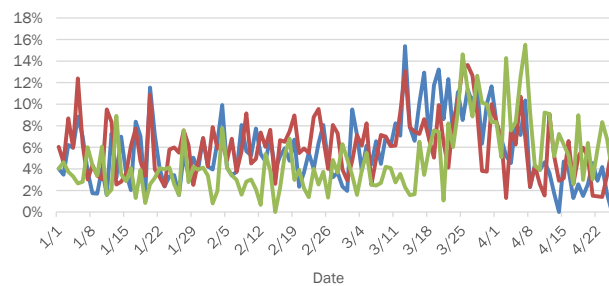


## Emergency department (ED) chief complaint and admission data for Monroe County

### Daily percent of ED visits that result in cough-associated admissions



### Daily percent of ED visits that mention cough, fever, or shortness of breath



The Electronic Surveillance System for the Early Notification of Community-Based Epidemics (ESSENCE-FL) includes chief complaint data from 214 of 215 Florida EDs. Data are transmitted electronically to ESSENCE-FL daily or hourly.

# Coronavirus: summary for Nassau County

Data verified as of Apr 26, 2020 at 10 AM

Data in this report are provisional and subject to change.

## Confirmed cases

**Total cases** 53

Florida residents 51

Non-Florida residents 2

## Gender for Florida residents

Men 20

Women 30

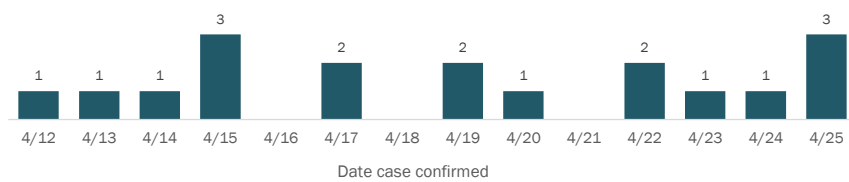
Unknown 1

## Age for Florida residents

Range 15 - 89

Median age 50

## Cases confirmed in Florida residents per day



Race, ethnicity	Cases	Hospitalizations	Deaths
White	33	65%	6
Hispanic	0	0%	0
Non-Hispanic	32	63%	6
Unknown ethnicity	1	2%	0
Black	6	12%	4
Hispanic	0	0%	0
Non-Hispanic	6	12%	4
Unknown ethnicity	0	0%	0
Other	2	4%	1
Hispanic	1	2%	0
Non-Hispanic	1	2%	1
Unknown ethnicity	0	0%	0
Unknown race	10	20%	1
Hispanic	0	0%	0
Non-Hispanic	0	0%	0
Unknown ethnicity	10	20%	1
<b>Total</b>	<b>51</b>	<b>12</b>	<b>0</b>

## Outcomes for Florida residents

### Nassau

Hospitalizations 12 (24% of all cases)

Deaths 0 (0% of all cases)

### Statewide

Hospitalizations 4,957 (16% of all cases)

Deaths 1,074 (4% of all cases)

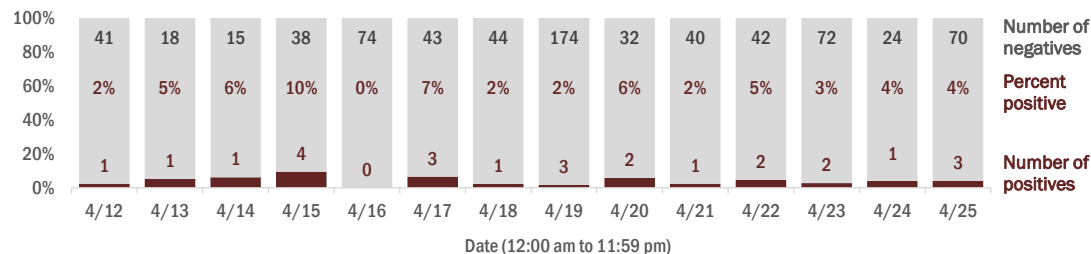
**Hospitalization** counts include anyone who was hospitalized at some point during their illness. It does not reflect the number of people currently hospitalized.

**Other race** includes any person with a race of American Indian/Alaskan native, Asian, native Hawaiian/Pacific Islander, or other.

## Laboratory testing for Florida residents and non-Florida residents over the past 2 weeks

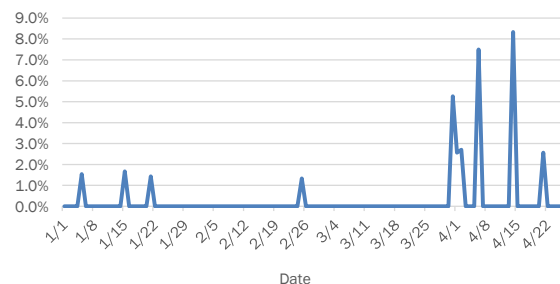
### Number and percent of positive labs

These counts include the number of people for whom the department received laboratory results by day. People tested on multiple days will be included for each day a new result was received. A person is only counted once for each day they are tested, regardless of whether multiple specimens are tested or multiple results are received. If a person has a positive specimen and a negative specimen in the same day, only the positive result is counted.

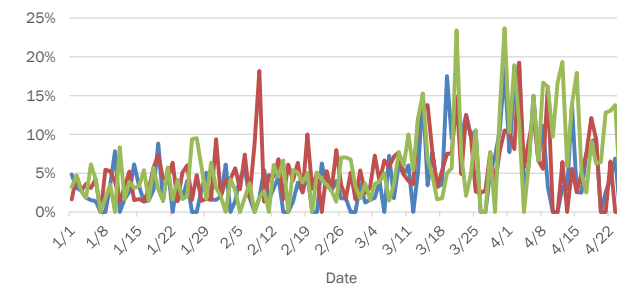


## Emergency department (ED) chief complaint and admission data for Nassau County

### Daily percent of ED visits that result in cough-associated admissions



### Daily percent of ED visits that mention cough, fever, or shortness of breath



The Electronic Surveillance System for the Early Notification of Community-Based Epidemics (ESSENCE-FL) includes chief complaint data from 214 of 215 Florida EDs. Data are transmitted electronically to ESSENCE-FL daily or hourly.

# Coronavirus: summary for Okaloosa County

Data verified as of Apr 26, 2020 at 10 AM

Data in this report are provisional and subject to change.

## Confirmed cases

**Total cases** 149

Florida residents 142

Non-Florida residents 7

## Gender for Florida residents

Men 66

Women 76

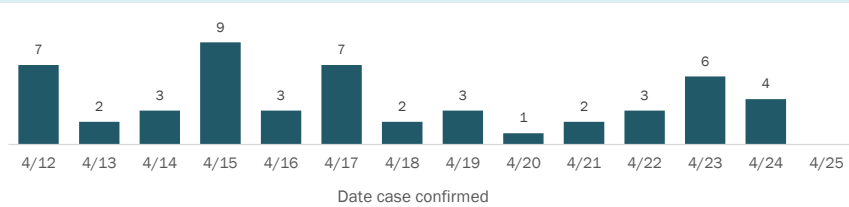
Unknown 0

## Age for Florida residents

Range 3 - 96

Median age 60

## Cases confirmed in Florida residents per day



Race, ethnicity	Cases	Hospitalizations	Deaths
White	109 <div><div></div></div> 77%	13 <div><div></div></div> 54%	3 <div><div></div></div> 100%
Hispanic	18 <div><div></div></div> 13%	2 <div><div></div></div> 8%	0 0%
Non-Hispanic	90 <div><div></div></div> 63%	11 <div><div></div></div> 46%	3 <div><div></div></div> 100%
Unknown ethnicity	1 <div><div></div></div> 1%	0 0%	0 0%
Black	21 <div><div></div></div> 15%	9 <div><div></div></div> 38%	0 0%
Hispanic	0 0%	0 0%	0 0%
Non-Hispanic	21 <div><div></div></div> 15%	9 <div><div></div></div> 38%	0 0%
Unknown ethnicity	0 0%	0 0%	0 0%
Other	12 <div><div></div></div> 8%	2 <div><div></div></div> 8%	0 0%
Hispanic	0 0%	0 0%	0 0%
Non-Hispanic	12 <div><div></div></div> 8%	2 <div><div></div></div> 8%	0 0%
Unknown ethnicity	0 0%	0 0%	0 0%
Unknown race	0 0%	0 0%	0 0%
Hispanic	0 0%	0 0%	0 0%
Non-Hispanic	0 0%	0 0%	0 0%
Unknown ethnicity	0 0%	0 0%	0 0%
Total	142	24	3

## Outcomes for Florida residents

### Okaloosa

Hospitalizations 24 (17% of all cases)

Deaths 3 (2% of all cases)

### Statewide

Hospitalizations 4,957 (16% of all cases)

Deaths 1,074 (4% of all cases)

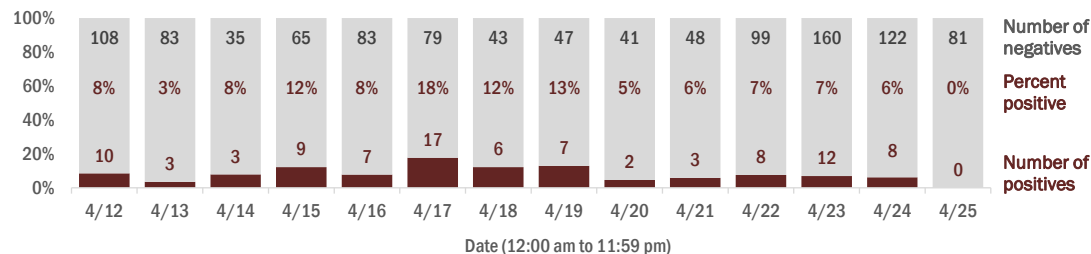
**Hospitalization** counts include anyone who was hospitalized at some point during their illness. It does not reflect the number of people currently hospitalized.

**Other race** includes any person with a race of American Indian/Alaskan native, Asian, native Hawaiian/Pacific Islander, or other.

## Laboratory testing for Florida residents and non-Florida residents over the past 2 weeks

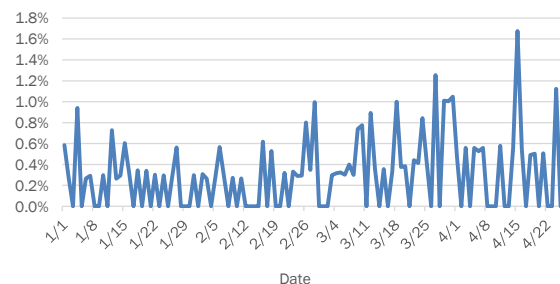
### Number and percent of positive labs

These counts include the number of people for whom the department received laboratory results by day. People tested on multiple days will be included for each day a new result was received. A person is only counted once for each day they are tested, regardless of whether multiple specimens are tested or multiple results are received. If a person has a positive specimen and a negative specimen in the same day, only the positive result is counted.

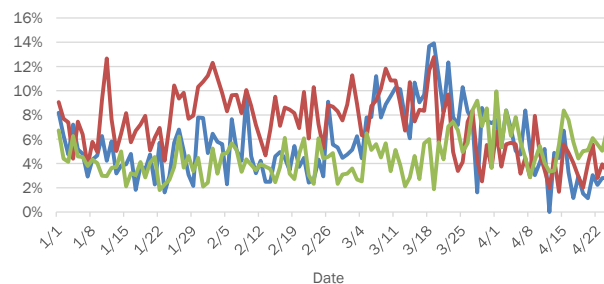


## Emergency department (ED) chief complaint and admission data for Okaloosa County

### Daily percent of ED visits that result in cough-associated admissions



### Daily percent of ED visits that mention cough, fever, or shortness of breath



The Electronic Surveillance System for the Early Notification of Community-Based Epidemics (ESSENCE-FL) includes chief complaint data from 214 of 215 Florida EDs. Data are transmitted electronically to ESSENCE-FL daily or hourly.

# Coronavirus: summary for Okeechobee County

Data verified as of Apr 26, 2020 at 10 AM

Data in this report are provisional and subject to change.

## Confirmed cases

**Total cases** 9

Florida residents 8

Non-Florida residents 1

## Gender for Florida residents

Men 1

Women 7

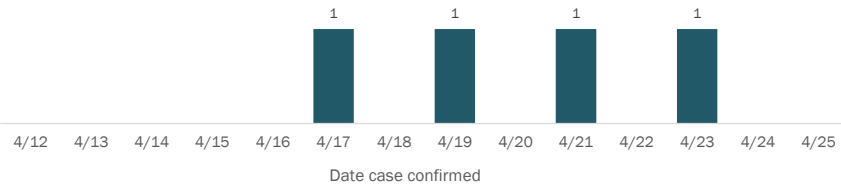
Unknown 0

## Age for Florida residents

Range 33 - 76

Median age 55

## Cases confirmed in Florida residents per day



Race, ethnicity	Cases	Hospitalizations	Deaths
White	8	4	0
Hispanic	0	0	0
Non-Hispanic	8	4	0
Unknown ethnicity	0	0	0
Black	0	0	0
Hispanic	0	0	0
Non-Hispanic	0	0	0
Unknown ethnicity	0	0	0
Other	0	0	0
Hispanic	0	0	0
Non-Hispanic	0	0	0
Unknown ethnicity	0	0	0
Unknown race	0	0	0
Hispanic	0	0	0
Non-Hispanic	0	0	0
Unknown ethnicity	0	0	0
<b>Total</b>	<b>8</b>	<b>4</b>	<b>0</b>

## Outcomes for Florida residents

### Okeechobee

Hospitalizations 4 (50% of all cases)

Deaths 0 (0% of all cases)

### Statewide

Hospitalizations 4,957 (16% of all cases)

Deaths 1,074 (4% of all cases)

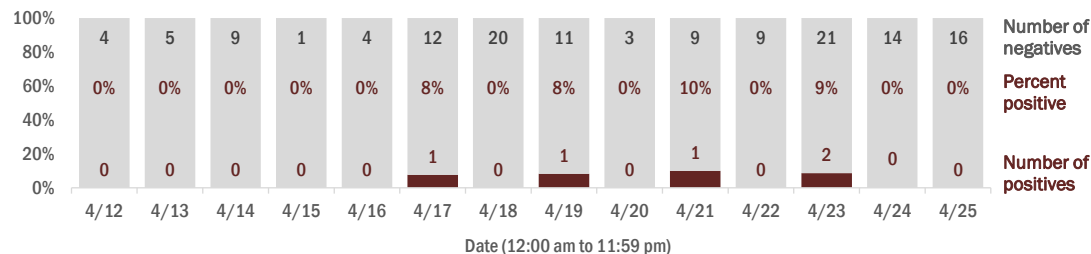
**Hospitalization** counts include anyone who was hospitalized at some point during their illness. It does not reflect the number of people currently hospitalized.

**Other race** includes any person with a race of American Indian/Alaskan native, Asian, native Hawaiian/Pacific Islander, or other.

## Laboratory testing for Florida residents and non-Florida residents over the past 2 weeks

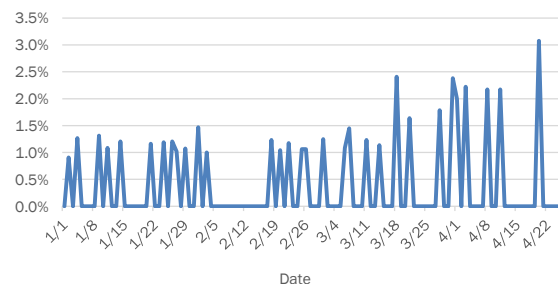
### Number and percent of positive labs

These counts include the number of people for whom the department received laboratory results by day. People tested on multiple days will be included for each day a new result was received. A person is only counted once for each day they are tested, regardless of whether multiple specimens are tested or multiple results are received. If a person has a positive specimen and a negative specimen in the same day, only the positive result is counted.

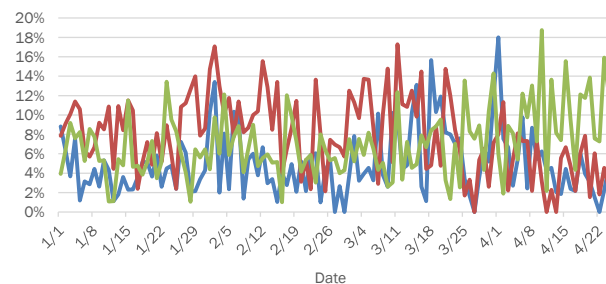


## Emergency department (ED) chief complaint and admission data for Okeechobee County

### Daily percent of ED visits that result in cough-associated admissions



### Daily percent of ED visits that mention cough, fever, or shortness of breath



The Electronic Surveillance System for the Early Notification of Community-Based Epidemics (ESSENCE-FL) includes chief complaint data from 214 of 215 Florida EDs. Data are transmitted electronically to ESSENCE-FL daily or hourly.



# Coronavirus: summary for Orange County

Data verified as of Apr 26, 2020 at 10 AM

Data in this report are provisional and subject to change.

## Confirmed cases

**Total cases** 1,322

Florida residents 1,260

Non-Florida residents 62

## Gender for Florida residents

Men 650

Women 608

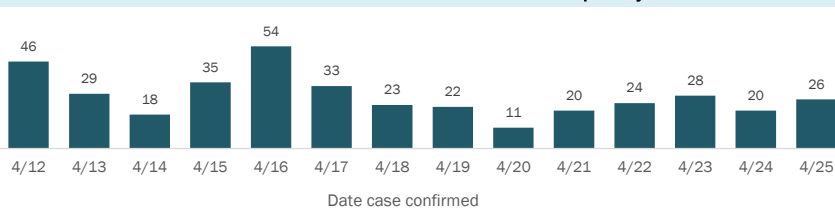
Unknown 2

## Age for Florida residents

Range 0 - 101

Median age 45

## Cases confirmed in Florida residents per day



Race, ethnicity	Cases		Hospitalizations		Deaths	
White	584 <div></div>	46%	103 <div></div>	45%	14 <div></div>	47%
Hispanic	220 <div></div>	17%	37 <div></div>	16%	7 <div></div>	23%
Non-Hispanic	257 <div></div>	20%	50 <div></div>	22%	7 <div></div>	23%
Unknown ethnicity	107 <div></div>	8%	16 <div></div>	7%	0	0%
Black	168 <div></div>	13%	35 <div></div>	15%	7 <div></div>	23%
Hispanic	14 <div></div>	1%	1 <div></div>	0%	0	0%
Non-Hispanic	130 <div></div>	10%	32 <div></div>	14%	7 <div></div>	23%
Unknown ethnicity	24 <div></div>	2%	2 <div></div>	1%	0	0%
Other	362 <div></div>	29%	82 <div></div>	36%	8 <div></div>	27%
Hispanic	181 <div></div>	14%	44 <div></div>	19%	4 <div></div>	13%
Non-Hispanic	73 <div></div>	6%	26 <div></div>	11%	4 <div></div>	13%
Unknown ethnicity	108 <div></div>	9%	12 <div></div>	5%	0	0%
Unknown race	146 <div></div>	12%	8 <div></div>	3%	1 <div></div>	3%
Hispanic	6 <div></div>	0%	0	0%	0	0%
Non-Hispanic	3 <div></div>	0%	1 <div></div>	0%	0	0%
Unknown ethnicity	137 <div></div>	11%	7 <div></div>	3%	1 <div></div>	3%
Total	1,260		229		30	

## Outcomes for Florida residents

### Orange

Hospitalizations 229 (18% of all cases)  
Deaths 30 (2% of all cases)

### Statewide

Hospitalizations 4,957 (16% of all cases)  
Deaths 1,074 (4% of all cases)

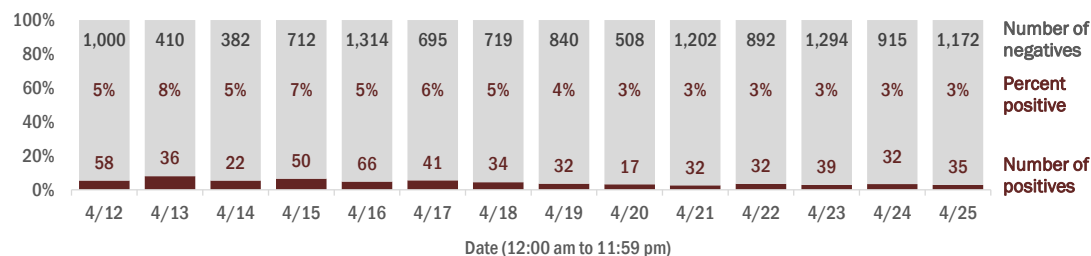
**Hospitalization** counts include anyone who was hospitalized at some point during their illness. It does not reflect the number of people currently hospitalized.

**Other race** includes any person with a race of American Indian/Alaskan native, Asian, native Hawaiian/Pacific Islander, or other.

## Laboratory testing for Florida residents and non-Florida residents over the past 2 weeks

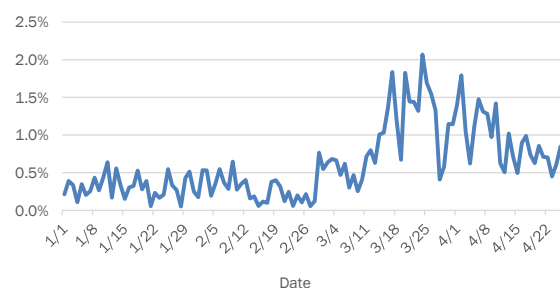
### Number and percent of positive labs

These counts include the number of people for whom the department received laboratory results by day. People tested on multiple days will be included for each day a new result was received. A person is only counted once for each day they are tested, regardless of whether multiple specimens are tested or multiple results are received. If a person has a positive specimen and a negative specimen in the same day, only the positive result is counted.

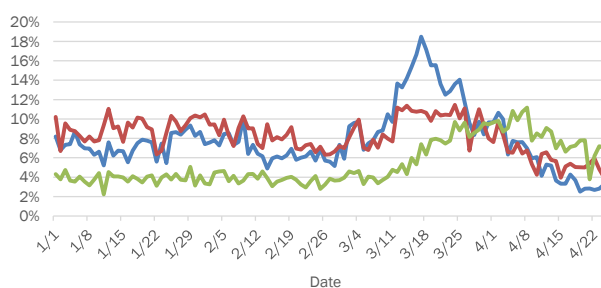


## Emergency department (ED) chief complaint and admission data for Orange County

### Daily percent of ED visits that result in cough-associated admissions



### Daily percent of ED visits that mention cough, fever, or shortness of breath



The Electronic Surveillance System for the Early Notification of Community-Based Epidemics (ESSENCE-FL) includes chief complaint data from 214 of 215 Florida EDs. Data are transmitted electronically to ESSENCE-FL daily or hourly.



# Coronavirus: summary for Osceola County

Data verified as of Apr 26, 2020 at 10 AM

Data in this report are provisional and subject to change.

## Confirmed cases

**Total cases** 463

Florida residents 446

Non-Florida residents 17

## Gender for Florida residents

Men 222

Women 224

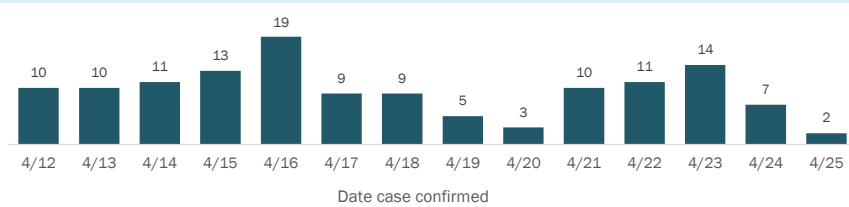
Unknown 0

## Age for Florida residents

Range 0 - 102

Median age 50

## Cases confirmed in Florida residents per day



## Race, ethnicity

	Cases		Hospitalizations		Deaths	
White	223	50%	57	46%	4	57%
Hispanic	133	30%	32	26%	0	0%
Non-Hispanic	74	17%	17	14%	3	43%
Unknown ethnicity	16	4%	8	7%	1	14%
Black	34	8%	9	7%	0	0%
Hispanic	4	1%	0	0%	0	0%
Non-Hispanic	27	6%	8	7%	0	0%
Unknown ethnicity	3	1%	1	1%	0	0%
Other	180	40%	54	44%	2	29%
Hispanic	121	27%	39	32%	2	29%
Non-Hispanic	39	9%	9	7%	0	0%
Unknown ethnicity	20	4%	6	5%	0	0%
Unknown race	9	2%	3	2%	1	14%
Hispanic	0	0%	0	0%	0	0%
Non-Hispanic	1	0%	1	1%	0	0%
Unknown ethnicity	8	2%	2	2%	1	14%
<b>Total</b>	<b>446</b>		<b>123</b>		<b>7</b>	

## Outcomes for Florida residents

### Osceola

Hospitalizations 123 (28% of all cases)

Deaths 7 (2% of all cases)

### Statewide

Hospitalizations 4,957 (16% of all cases)

Deaths 1,074 (4% of all cases)

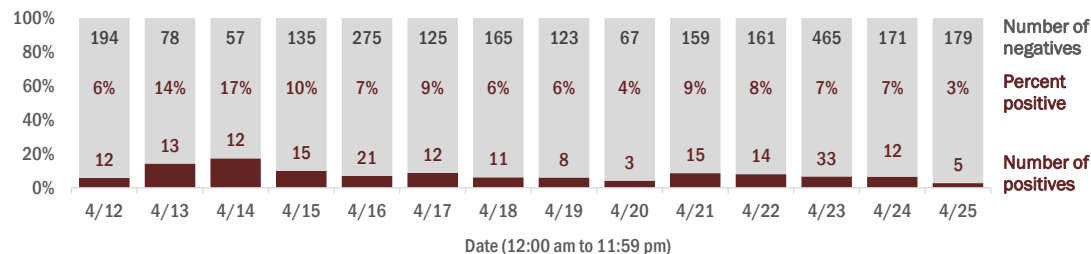
**Hospitalization** counts include anyone who was hospitalized at some point during their illness. It does not reflect the number of people currently hospitalized.

**Other race** includes any person with a race of American Indian/Alaskan native, Asian, native Hawaiian/Pacific Islander, or other.

## Laboratory testing for Florida residents and non-Florida residents over the past 2 weeks

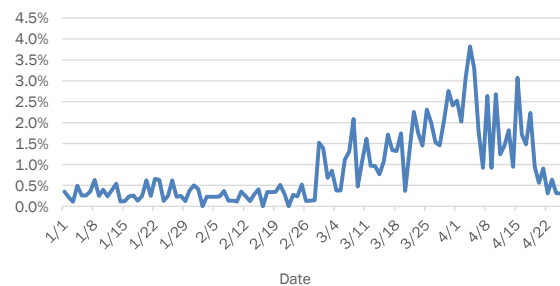
### Number and percent of positive labs

These counts include the number of people for whom the department received laboratory results by day. People tested on multiple days will be included for each day a new result was received. A person is only counted once for each day they are tested, regardless of whether multiple specimens are tested or multiple results are received. If a person has a positive specimen and a negative specimen in the same day, only the positive result is counted.

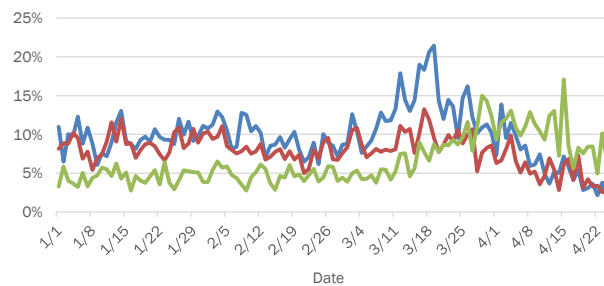


## Emergency department (ED) chief complaint and admission data for Osceola County

### Daily percent of ED visits that result in cough-associated admissions



### Daily percent of ED visits that mention cough, fever, or shortness of breath



The Electronic Surveillance System for the Early Notification of Community-Based Epidemics (ESSENCE-FL) includes chief complaint data from 214 of 215 Florida EDs. Data are transmitted electronically to ESSENCE-FL daily or hourly.

# Coronavirus: summary for Palm Beach County

Data verified as of Apr 26, 2020 at 10 AM

Data in this report are provisional and subject to change.

## Confirmed cases

**Total cases** 2,697

Florida residents 2,639

Non-Florida residents 58

## Gender for Florida residents

Men 1,339

Women 1,299

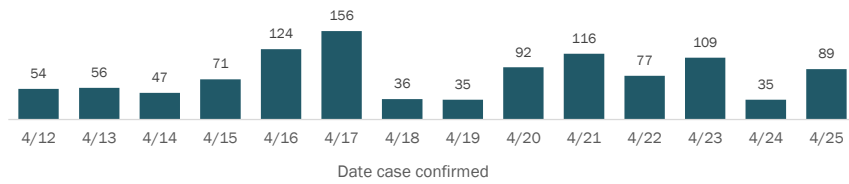
Unknown 1

## Age for Florida residents

Range 0 - 104

Median age 54

## Cases confirmed in Florida residents per day



## Race, ethnicity

	Cases		Hospitalizations		Deaths	
White	943	36%	251	64%	120	77%
Hispanic	181	7%	23	6%	7	5%
Non-Hispanic	676	26%	219	56%	105	68%
Unknown ethnicity	86	3%	9	2%	8	5%
Black	337	13%	78	20%	23	15%
Hispanic	10	0%	2	1%	0	0%
Non-Hispanic	300	11%	67	17%	21	14%
Unknown ethnicity	27	1%	9	2%	2	1%
Other	192	7%	43	11%	7	5%
Hispanic	120	5%	31	8%	5	3%
Non-Hispanic	57	2%	7	2%	1	1%
Unknown ethnicity	15	1%	5	1%	1	1%
Unknown race	1,167	44%	22	6%	5	3%
Hispanic	12	0%	2	1%	1	1%
Non-Hispanic	4	0%	0	0%	0	0%
Unknown ethnicity	1,151	44%	20	5%	4	3%
<b>Total</b>	<b>2,639</b>		<b>394</b>		<b>155</b>	

## Outcomes for Florida residents

### Palm Beach

Hospitalizations 394 (15% of all cases)

Deaths 155 (6% of all cases)

### Statewide

Hospitalizations 4,957 (16% of all cases)

Deaths 1,074 (4% of all cases)

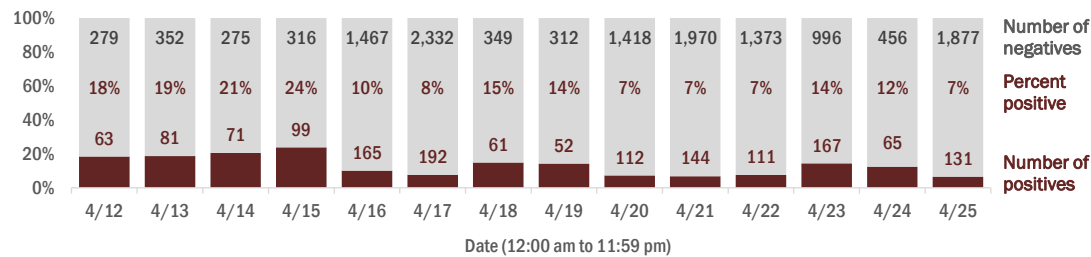
**Hospitalization** counts include anyone who was hospitalized at some point during their illness. It does not reflect the number of people currently hospitalized.

**Other race** includes any person with a race of American Indian/Alaskan native, Asian, native Hawaiian/Pacific Islander, or other.

## Laboratory testing for Florida residents and non-Florida residents over the past 2 weeks

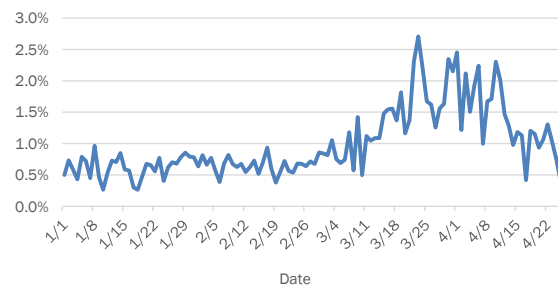
### Number and percent of positive labs

These counts include the number of people for whom the department received laboratory results by day. People tested on multiple days will be included for each day a new result was received. A person is only counted once for each day they are tested, regardless of whether multiple specimens are tested or multiple results are received. If a person has a positive specimen and a negative specimen in the same day, only the positive result is counted.

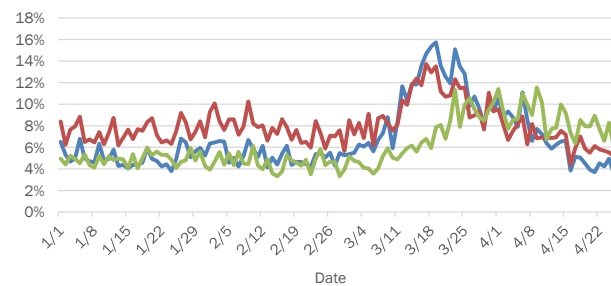


## Emergency department (ED) chief complaint and admission data for Palm Beach County

### Daily percent of ED visits that result in cough-associated admissions



### Daily percent of ED visits that mention cough, fever, or shortness of breath



The Electronic Surveillance System for the Early Notification of Community-Based Epidemics (ESSENCE-FL) includes chief complaint data from 214 of 215 Florida EDs. Data are transmitted electronically to ESSENCE-FL daily or hourly.

# Coronavirus: summary for Pasco County

Data verified as of Apr 26, 2020 at 10 AM

Data in this report are provisional and subject to change.

## Confirmed cases

**Total cases** 232

Florida residents 225

Non-Florida residents 7

## Gender for Florida residents

Men 109

Women 116

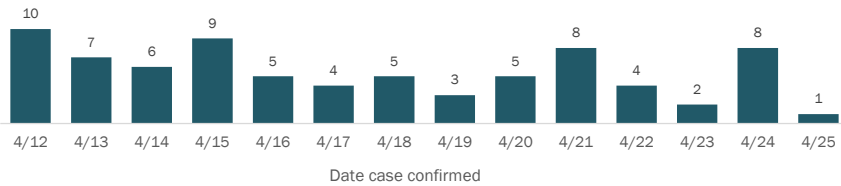
Unknown 0

## Age for Florida residents

Range 1 - 94

Median age 48

## Cases confirmed in Florida residents per day



## Race, ethnicity

	Cases		Hospitalizations		Deaths	
White	152	68%	39	76%	3	75%
Hispanic	37	16%	5	10%	0	0%
Non-Hispanic	113	50%	34	67%	3	75%
Unknown ethnicity	2	1%	0	0%	0	0%
Black	23	10%	6	12%	0	0%
Hispanic	0	0%	0	0%	0	0%
Non-Hispanic	21	9%	6	12%	0	0%
Unknown ethnicity	2	1%	0	0%	0	0%
Other	35	16%	6	12%	1	25%
Hispanic	18	8%	2	4%	0	0%
Non-Hispanic	16	7%	4	8%	1	25%
Unknown ethnicity	1	0%	0	0%	0	0%
Unknown race	15	7%	0	0%	0	0%
Hispanic	0	0%	0	0%	0	0%
Non-Hispanic	0	0%	0	0%	0	0%
Unknown ethnicity	15	7%	0	0%	0	0%
<b>Total</b>	<b>225</b>		<b>51</b>		<b>4</b>	

## Outcomes for Florida residents

### Pasco

Hospitalizations 51 (23% of all cases)

Deaths 4 (2% of all cases)

### Statewide

Hospitalizations 4,957 (16% of all cases)

Deaths 1,074 (4% of all cases)

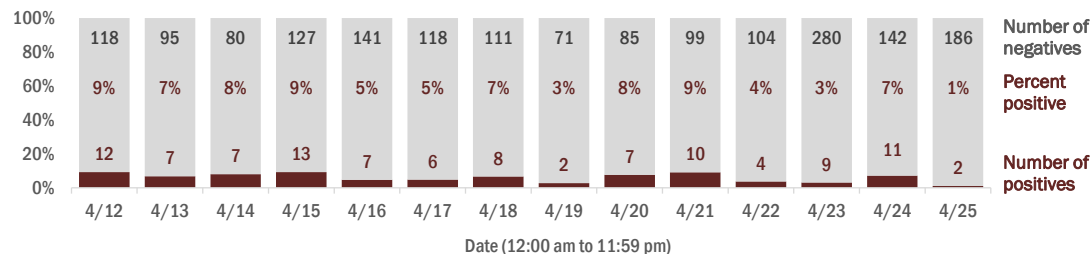
**Hospitalization** counts include anyone who was hospitalized at some point during their illness. It does not reflect the number of people currently hospitalized.

**Other race** includes any person with a race of American Indian/Alaskan native, Asian, native Hawaiian/Pacific Islander, or other.

## Laboratory testing for Florida residents and non-Florida residents over the past 2 weeks

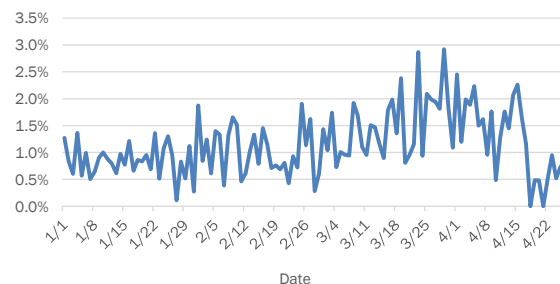
### Number and percent of positive labs

These counts include the number of people for whom the department received laboratory results by day. People tested on multiple days will be included for each day a new result was received. A person is only counted once for each day they are tested, regardless of whether multiple specimens are tested or multiple results are received. If a person has a positive specimen and a negative specimen in the same day, only the positive result is counted.

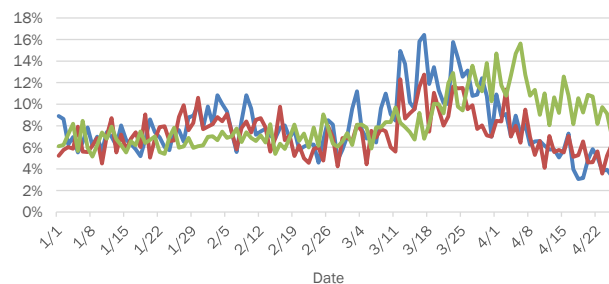


## Emergency department (ED) chief complaint and admission data for Pasco County

### Daily percent of ED visits that result in cough-associated admissions



### Daily percent of ED visits that mention cough, fever, or shortness of breath



The Electronic Surveillance System for the Early Notification of Community-Based Epidemics (ESSENCE-FL) includes chief complaint data from 214 of 215 Florida EDs. Data are transmitted electronically to ESSENCE-FL daily or hourly.

# Coronavirus: summary for Pinellas County

Data verified as of Apr 26, 2020 at 10 AM

Data in this report are provisional and subject to change.

## Confirmed cases

**Total cases** 687

Florida residents 646

Non-Florida residents 41

## Gender for Florida residents

Men 306

Women 340

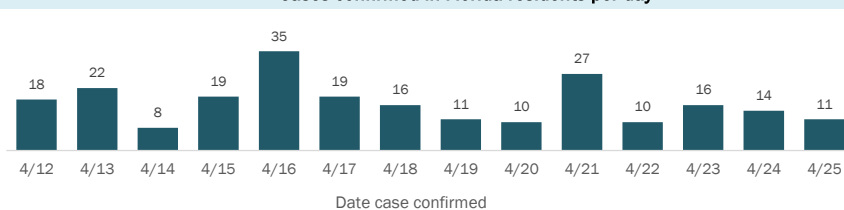
Unknown 0

## Age for Florida residents

Range 1 - 101

Median age 56

## Cases confirmed in Florida residents per day



Race, ethnicity	Cases	Hospitalizations	Deaths
White	513 <div><div></div></div> 79%	151 <div><div></div></div> 80%	22 <div><div></div></div> 92%
Hispanic	50 <div><div></div></div> 8%	8 <div><div></div></div> 4%	1 <div><div></div></div> 4%
Non-Hispanic	452 <div><div></div></div> 70%	135 <div><div></div></div> 71%	20 <div><div></div></div> 83%
Unknown ethnicity	11 <div><div></div></div> 2%	8 <div><div></div></div> 4%	1 <div><div></div></div> 4%
Black	83 <div><div></div></div> 13%	27 <div><div></div></div> 14%	1 <div><div></div></div> 4%
Hispanic	2 <div><div></div></div> 0%	0 <div><div></div></div> 0%	0 <div><div></div></div> 0%
Non-Hispanic	81 <div><div></div></div> 13%	27 <div><div></div></div> 14%	1 <div><div></div></div> 4%
Unknown ethnicity	0 <div><div></div></div> 0%	0 <div><div></div></div> 0%	0 <div><div></div></div> 0%
Other	36 <div><div></div></div> 6%	8 <div><div></div></div> 4%	1 <div><div></div></div> 4%
Hispanic	5 <div><div></div></div> 1%	1 <div><div></div></div> 1%	0 <div><div></div></div> 0%
Non-Hispanic	29 <div><div></div></div> 4%	6 <div><div></div></div> 3%	1 <div><div></div></div> 4%
Unknown ethnicity	2 <div><div></div></div> 0%	1 <div><div></div></div> 1%	0 <div><div></div></div> 0%
Unknown race	14 <div><div></div></div> 2%	3 <div><div></div></div> 2%	0 <div><div></div></div> 0%
Hispanic	0 <div><div></div></div> 0%	0 <div><div></div></div> 0%	0 <div><div></div></div> 0%
Non-Hispanic	2 <div><div></div></div> 0%	2 <div><div></div></div> 1%	0 <div><div></div></div> 0%
Unknown ethnicity	12 <div><div></div></div> 2%	1 <div><div></div></div> 1%	0 <div><div></div></div> 0%
Total	646	189	24

## Outcomes for Florida residents

### Pinellas

Hospitalizations 189 (29% of all cases)  
Deaths 24 (4% of all cases)

### Statewide

Hospitalizations 4,957 (16% of all cases)  
Deaths 1,074 (4% of all cases)

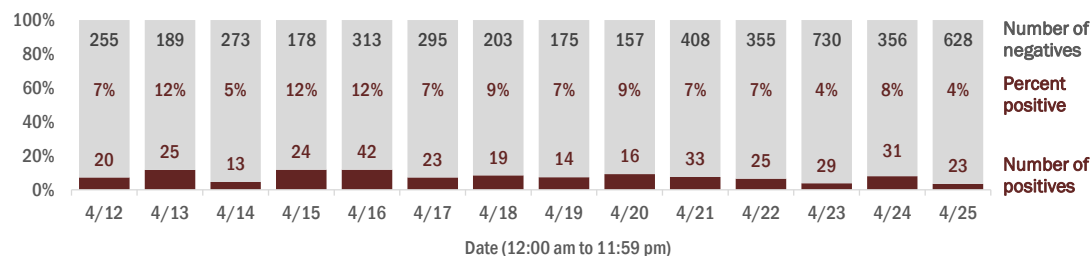
**Hospitalization** counts include anyone who was hospitalized at some point during their illness. It does not reflect the number of people currently hospitalized.

**Other race** includes any person with a race of American Indian/Alaskan native, Asian, native Hawaiian/Pacific Islander, or other.

## Laboratory testing for Florida residents and non-Florida residents over the past 2 weeks

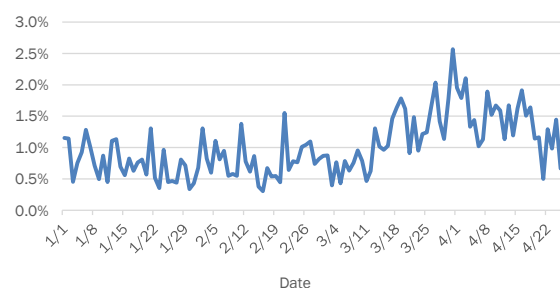
### Number and percent of positive labs

These counts include the number of people for whom the department received laboratory results by day. People tested on multiple days will be included for each day a new result was received. A person is only counted once for each day they are tested, regardless of whether multiple specimens are tested or multiple results are received. If a person has a positive specimen and a negative specimen in the same day, only the positive result is counted.

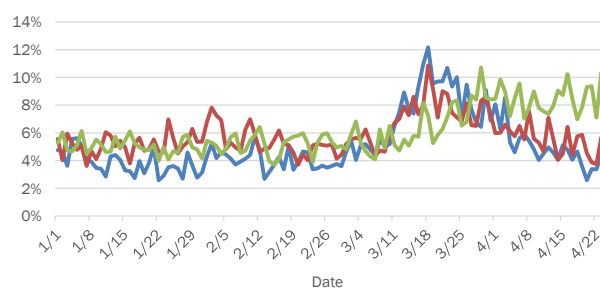


## Emergency department (ED) chief complaint and admission data for Pinellas County

### Daily percent of ED visits that result in cough-associated admissions



### Daily percent of ED visits that mention cough, fever, or shortness of breath



The Electronic Surveillance System for the Early Notification of Community-Based Epidemics (ESSENCE-FL) includes chief complaint data from 214 of 215 Florida EDs. Data are transmitted electronically to ESSENCE-FL daily or hourly.

# Coronavirus: summary for Polk County

Data verified as of Apr 26, 2020 at 10 AM

Data in this report are provisional and subject to change.

## Confirmed cases

<b>Total cases</b>	<b>410</b>
Florida residents	404
Non-Florida residents	6

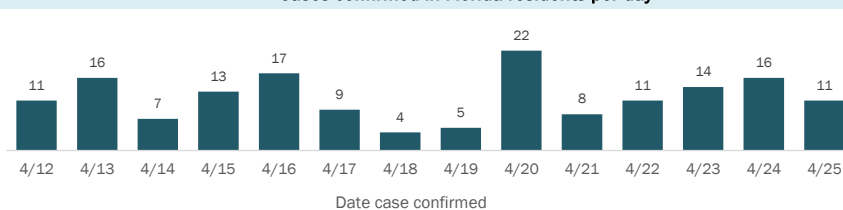
## Gender for Florida residents

Men	166
Women	237
Unknown	1

## Age for Florida residents

Range	3 - 102
Median age	55

## Cases confirmed in Florida residents per day



Race, ethnicity	Cases	Hospitalizations	Deaths
<b>White</b>	<b>239</b>	<b>71</b>	<b>9</b>
Hispanic	77	21	0
Non-Hispanic	156	49	9
Unknown ethnicity	6	1	0
<b>Black</b>	<b>82</b>	<b>35</b>	<b>7</b>
Hispanic	3	0	0
Non-Hispanic	74	34	7
Unknown ethnicity	5	1	0
<b>Other</b>	<b>47</b>	<b>12</b>	<b>2</b>
Hispanic	30	8	1
Non-Hispanic	10	2	1
Unknown ethnicity	7	2	0
<b>Unknown race</b>	<b>36</b>	<b>3</b>	<b>0</b>
Hispanic	0	0	0
Non-Hispanic	0	0	0
Unknown ethnicity	36	3	0
<b>Total</b>	<b>404</b>	<b>121</b>	<b>18</b>

## Outcomes for Florida residents

<b>Polk</b>		
Hospitalizations	121	(30% of all cases)
Deaths	18	(4% of all cases)
<b>Statewide</b>		
Hospitalizations	4,957	(16% of all cases)
Deaths	1,074	(4% of all cases)

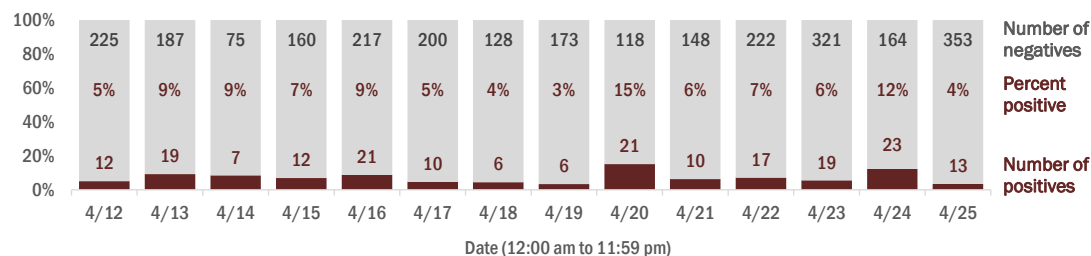
**Hospitalization** counts include anyone who was hospitalized at some point during their illness. It does not reflect the number of people currently hospitalized.

**Other race** includes any person with a race of American Indian/Alaskan native, Asian, native Hawaiian/Pacific Islander, or other.

## Laboratory testing for Florida residents and non-Florida residents over the past 2 weeks

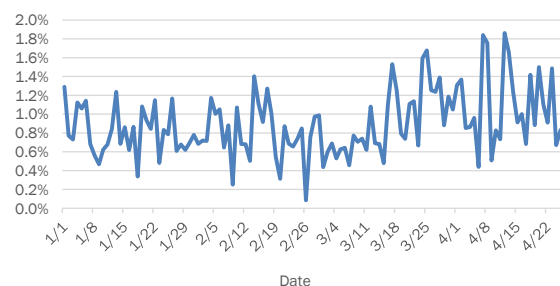
### Number and percent of positive labs

These counts include the number of people for whom the department received laboratory results by day. People tested on multiple days will be included for each day a new result was received. A person is only counted once for each day they are tested, regardless of whether multiple specimens are tested or multiple results are received. If a person has a positive specimen and a negative specimen in the same day, only the positive result is counted.

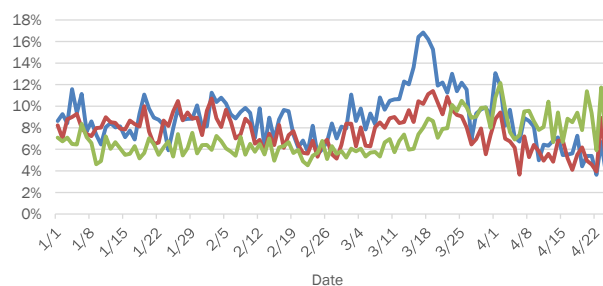


## Emergency department (ED) chief complaint and admission data for Polk County

### Daily percent of ED visits that result in cough-associated admissions



### Daily percent of ED visits that mention cough, fever, or shortness of breath



The Electronic Surveillance System for the Early Notification of Community-Based Epidemics (ESSENCE-FL) includes chief complaint data from 214 of 215 Florida EDs. Data are transmitted electronically to ESSENCE-FL daily or hourly.

# Coronavirus: summary for Putnam County

Data verified as of Apr 26, 2020 at 10 AM

Data in this report are provisional and subject to change.

## Confirmed cases

**Total cases** 87

Florida residents 87

Non-Florida residents 0

## Gender for Florida residents

Men 37

Women 50

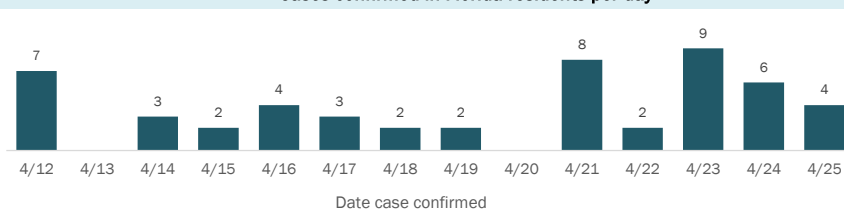
Unknown 0

## Age for Florida residents

Range 6 - 88

Median age 42

## Cases confirmed in Florida residents per day



Race, ethnicity	Cases	Hospitalizations	Deaths
White	48	55%	7
Hispanic	0	0%	0
Non-Hispanic	48	55%	7
Unknown ethnicity	0	0%	0
Black	37	43%	5
Hispanic	0	0%	0
Non-Hispanic	35	40%	3
Unknown ethnicity	2	2%	2
Other	1	1%	1
Hispanic	1	1%	1
Non-Hispanic	0	0%	0
Unknown ethnicity	0	0%	0
Unknown race	1	1%	0
Hispanic	0	0%	0
Non-Hispanic	0	0%	0
Unknown ethnicity	1	1%	0
<b>Total</b>	<b>87</b>	<b>13</b>	<b>1</b>

## Outcomes for Florida residents

### Putnam

Hospitalizations 13 (15% of all cases)

Deaths 1 (1% of all cases)

### Statewide

Hospitalizations 4,957 (16% of all cases)

Deaths 1,074 (4% of all cases)

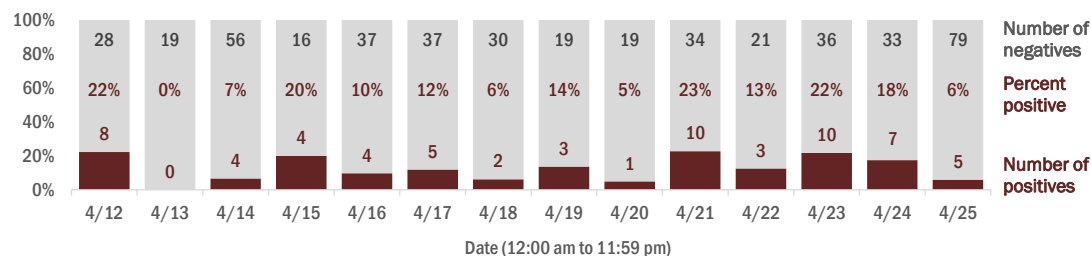
**Hospitalization** counts include anyone who was hospitalized at some point during their illness. It does not reflect the number of people currently hospitalized.

**Other race** includes any person with a race of American Indian/Alaskan native, Asian, native Hawaiian/Pacific Islander, or other.

## Laboratory testing for Florida residents and non-Florida residents over the past 2 weeks

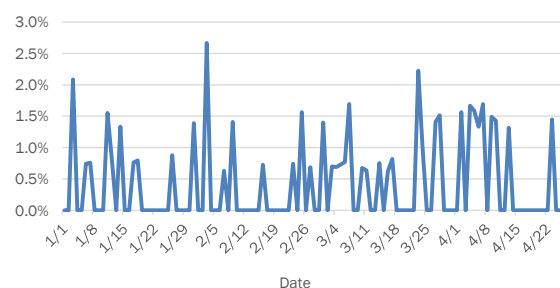
### Number and percent of positive labs

These counts include the number of people for whom the department received laboratory results by day. People tested on multiple days will be included for each day a new result was received. A person is only counted once for each day they are tested, regardless of whether multiple specimens are tested or multiple results are received. If a person has a positive specimen and a negative specimen in the same day, only the positive result is counted.

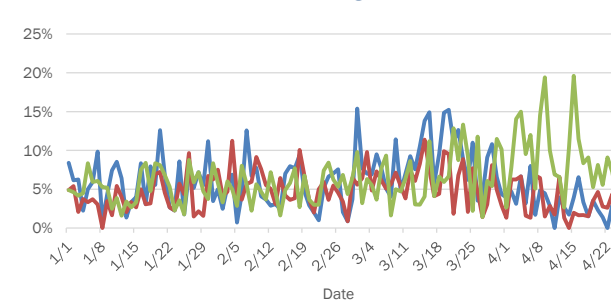


## Emergency department (ED) chief complaint and admission data for Putnam County

### Daily percent of ED visits that result in cough-associated admissions



### Daily percent of ED visits that mention cough, fever, or shortness of breath



The Electronic Surveillance System for the Early Notification of Community-Based Epidemics (ESSENCE-FL) includes chief complaint data from 214 of 215 Florida EDs. Data are transmitted electronically to ESSENCE-FL daily or hourly.

# Coronavirus: summary for Santa Rosa County

Data verified as of Apr 26, 2020 at 10 AM

Data in this report are provisional and subject to change.

## Confirmed cases

**Total cases** 149

Florida residents 148

Non-Florida residents 1

## Gender for Florida residents

Men 103

Women 45

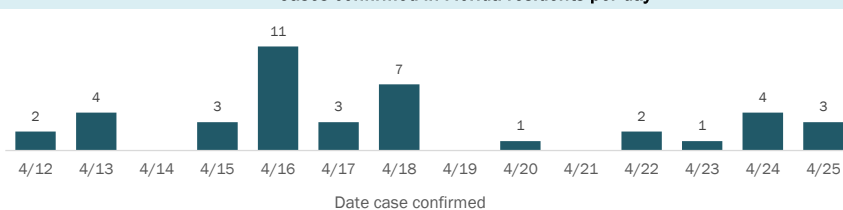
Unknown 0

## Age for Florida residents

Range 0 - 94

Median age 49

## Cases confirmed in Florida residents per day



## Race, ethnicity

	Cases	Hospitalizations	Deaths
White	106	16	4
Hispanic	5	1	1
Non-Hispanic	100	15	3
Unknown ethnicity	1	0	0
Black	21	4	2
Hispanic	0	0	0
Non-Hispanic	21	4	2
Unknown ethnicity	0	0	0
Other	2	1	0
Hispanic	1	0	0
Non-Hispanic	1	1	0
Unknown ethnicity	0	0	0
Unknown race	19	0	0
Hispanic	1	0	0
Non-Hispanic	1	0	0
Unknown ethnicity	17	0	0
<b>Total</b>	<b>148</b>	<b>21</b>	<b>6</b>

## Outcomes for Florida residents

### Santa Rosa

Hospitalizations	21	(14% of all cases)
Deaths	6	(4% of all cases)

### Statewide

Hospitalizations	4,957	(16% of all cases)
Deaths	1,074	(4% of all cases)

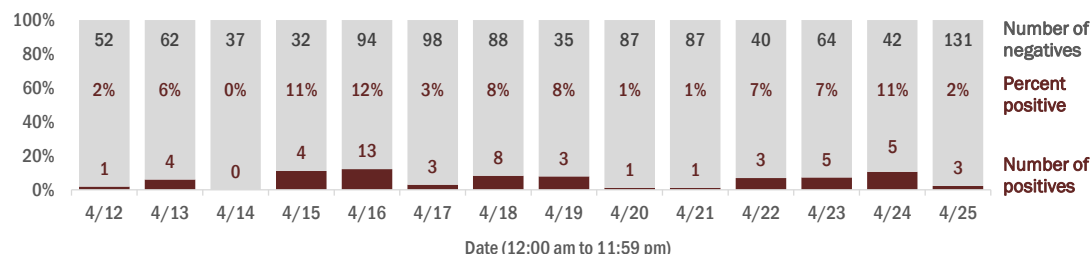
**Hospitalization** counts include anyone who was hospitalized at some point during their illness. It does not reflect the number of people currently hospitalized.

**Other race** includes any person with a race of American Indian/Alaskan native, Asian, native Hawaiian/Pacific Islander, or other.

## Laboratory testing for Florida residents and non-Florida residents over the past 2 weeks

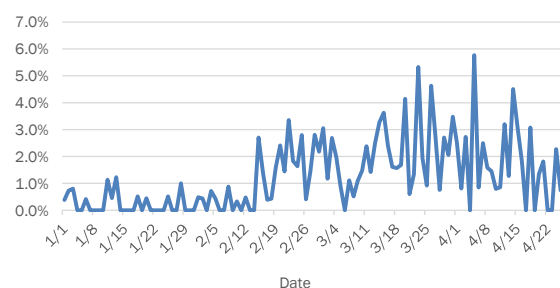
### Number and percent of positive labs

These counts include the number of people for whom the department received laboratory results by day. People tested on multiple days will be included for each day a new result was received. A person is only counted once for each day they are tested, regardless of whether multiple specimens are tested or multiple results are received. If a person has a positive specimen and a negative specimen in the same day, only the positive result is counted.

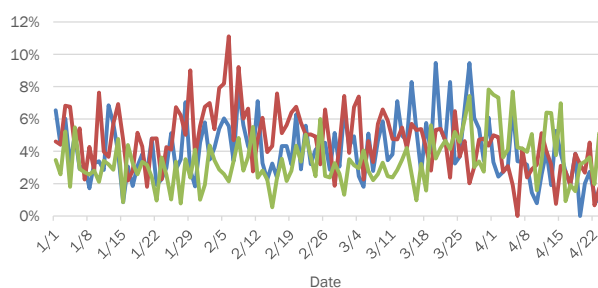


## Emergency department (ED) chief complaint and admission data for Santa Rosa County

### Daily percent of ED visits that result in cough-associated admissions



### Daily percent of ED visits that mention cough, fever, or shortness of breath



The Electronic Surveillance System for the Early Notification of Community-Based Epidemics (ESSENCE-FL) includes chief complaint data from 214 of 215 Florida EDs. Data are transmitted electronically to ESSENCE-FL daily or hourly.



# Coronavirus: summary for Sarasota County

Data verified as of Apr 26, 2020 at 10 AM

Data in this report are provisional and subject to change.

## Confirmed cases

**Total cases** 321

Florida residents 305

Non-Florida residents 16

## Gender for Florida residents

Men 133

Women 172

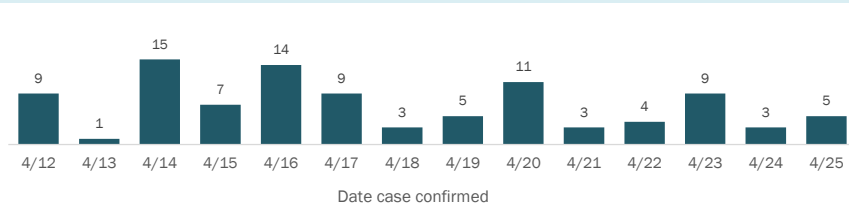
Unknown 0

## Age for Florida residents

Range 0 - 102

Median age 63

## Cases confirmed in Florida residents per day



## Race, ethnicity

**Cases** 244

White 80%

Hispanic 29

Non-Hispanic 199

Unknown ethnicity 16

Black 17

Hispanic 1

Non-Hispanic 16

Unknown ethnicity 0

Other 24

Hispanic 6

Non-Hispanic 17

Unknown ethnicity 1

Unknown race 20

Hispanic 0

Non-Hispanic 2

Unknown ethnicity 18

## Hospitalizations

86

81%

6

63%

13

8%

1

7%

0

0%

9

8%

3

3%

0

0%

2

1%

1

1%

2

2%

## Deaths

28

88%

0

75%

4

13%

1

3%

0

0%

2

6%

0

0%

0

0%

1

3%

0

0%

**Total** 305

**106**

**32**

**Hospitalization** counts include anyone who was hospitalized at some point during their illness. It does not reflect the number of people currently hospitalized.

**Other race** includes any person with a race of American Indian/Alaskan native, Asian, native Hawaiian/Pacific Islander, or other.

## Outcomes for Florida residents

### Sarasota

Hospitalizations 106 (35% of all cases)

Deaths 32 (10% of all cases)

### Statewide

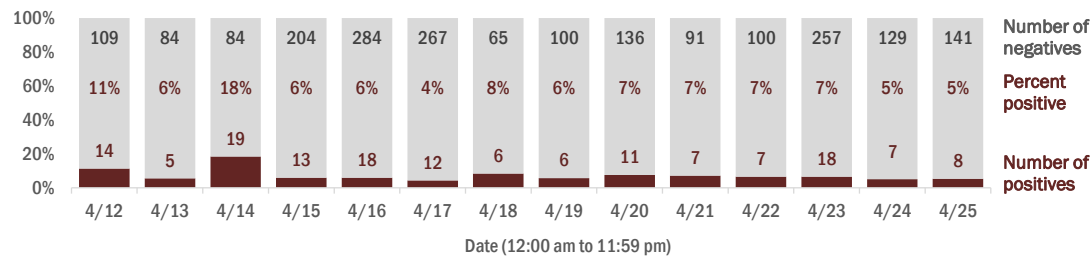
Hospitalizations 4,957 (16% of all cases)

Deaths 1,074 (4% of all cases)

## Laboratory testing for Florida residents and non-Florida residents over the past 2 weeks

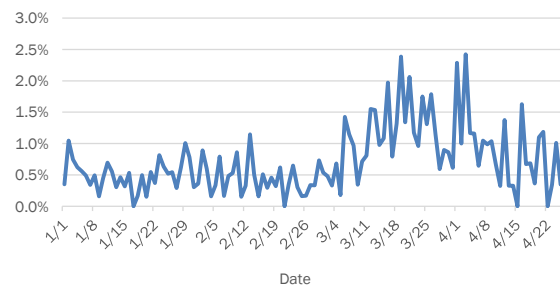
### Number and percent of positive labs

These counts include the number of people for whom the department received laboratory results by day. People tested on multiple days will be included for each day a new result was received. A person is only counted once for each day they are tested, regardless of whether multiple specimens are tested or multiple results are received. If a person has a positive specimen and a negative specimen in the same day, only the positive result is counted.

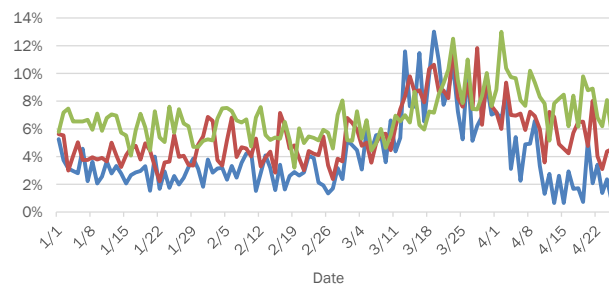


## Emergency department (ED) chief complaint and admission data for Sarasota County

### Daily percent of ED visits that result in cough-associated admissions



### Daily percent of ED visits that mention cough, fever, or shortness of breath



The Electronic Surveillance System for the Early Notification of Community-Based Epidemics (ESSENCE-FL) includes chief complaint data from 214 of 215 Florida EDs. Data are transmitted electronically to ESSENCE-FL daily or hourly.



# Coronavirus: summary for Seminole County

Data verified as of Apr 26, 2020 at 10 AM

Data in this report are provisional and subject to change.

## Confirmed cases

**Total cases** 357

Florida residents 351

Non-Florida residents 6

## Gender for Florida residents

Men 166

Women 185

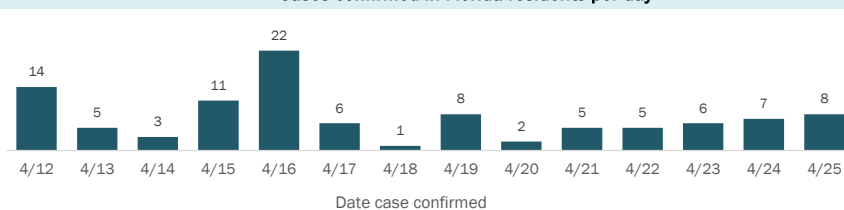
Unknown 0

## Age for Florida residents

Range 1 - 100

Median age 48

## Cases confirmed in Florida residents per day



Race, ethnicity	Cases		Hospitalizations		Deaths	
White	250 <div><div></div></div>	71%	55 <div><div></div></div>	70%	7 <div><div></div></div>	88%
Hispanic	109 <div><div></div></div>	31%	27 <div><div></div></div>	34%	3 <div><div></div></div>	38%
Non-Hispanic	134 <div><div></div></div>	38%	26 <div><div></div></div>	33%	4 <div><div></div></div>	50%
Unknown ethnicity	7	2%	2	3%	0	0%
Black	43 <div><div></div></div>	12%	10 <div><div></div></div>	13%	0	0%
Hispanic	0	0%	0	0%	0	0%
Non-Hispanic	40 <div><div></div></div>	11%	8 <div><div></div></div>	10%	0	0%
Unknown ethnicity	3	1%	2	3%	0	0%
Other	41 <div><div></div></div>	12%	13 <div><div></div></div>	16%	0	0%
Hispanic	16	5%	3	4%	0	0%
Non-Hispanic	25 <div><div></div></div>	7%	10 <div><div></div></div>	13%	0	0%
Unknown ethnicity	0	0%	0	0%	0	0%
Unknown race	17	5%	1	1%	1 <div><div></div></div>	13%
Hispanic	3	1%	0	0%	0	0%
Non-Hispanic	0	0%	0	0%	0	0%
Unknown ethnicity	14	4%	1	1%	1 <div><div></div></div>	13%
Total	351		79		8	

## Outcomes for Florida residents

### Seminole

Hospitalizations 79 (23% of all cases)  
Deaths 8 (2% of all cases)

### Statewide

Hospitalizations 4,957 (16% of all cases)  
Deaths 1,074 (4% of all cases)

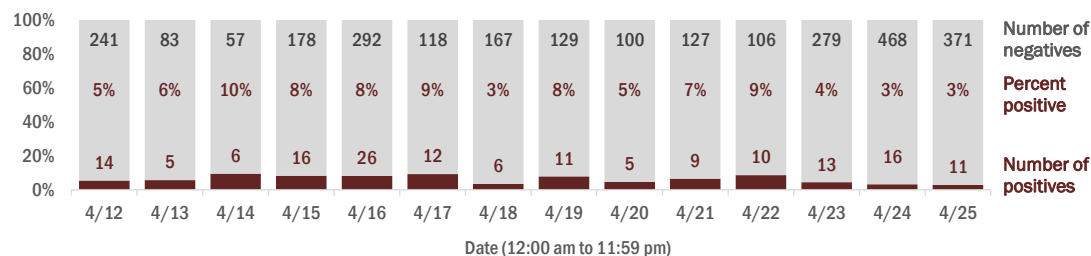
**Hospitalization** counts include anyone who was hospitalized at some point during their illness. It does not reflect the number of people currently hospitalized.

**Other race** includes any person with a race of American Indian/Alaskan native, Asian, native Hawaiian/Pacific Islander, or other.

## Laboratory testing for Florida residents and non-Florida residents over the past 2 weeks

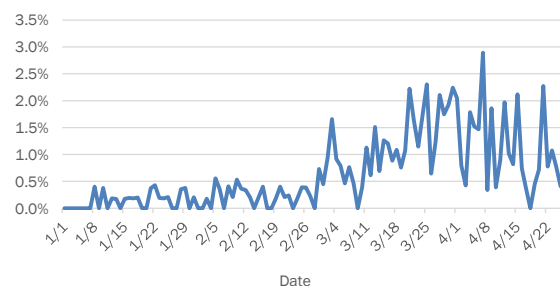
### Number and percent of positive labs

These counts include the number of people for whom the department received laboratory results by day. People tested on multiple days will be included for each day a new result was received. A person is only counted once for each day they are tested, regardless of whether multiple specimens are tested or multiple results are received. If a person has a positive specimen and a negative specimen in the same day, only the positive result is counted.

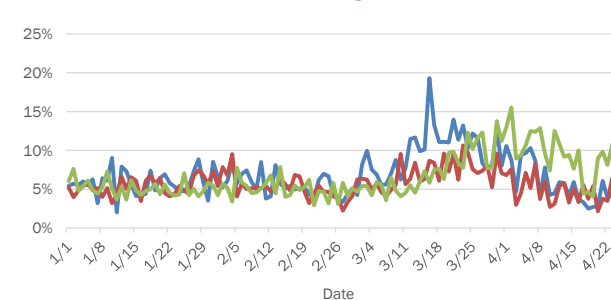


## Emergency department (ED) chief complaint and admission data for Seminole County

### Daily percent of ED visits that result in cough-associated admissions



### Daily percent of ED visits that mention cough, fever, or shortness of breath



The Electronic Surveillance System for the Early Notification of Community-Based Epidemics (ESSENCE-FL) includes chief complaint data from 214 of 215 Florida EDs. Data are transmitted electronically to ESSENCE-FL daily or hourly.

# Coronavirus: summary for St. Johns County

Data verified as of Apr 26, 2020 at 10 AM

Data in this report are provisional and subject to change.

## Confirmed cases

**Total cases** 204

Florida residents 196

Non-Florida residents 8

## Gender for Florida residents

Men 103

Women 93

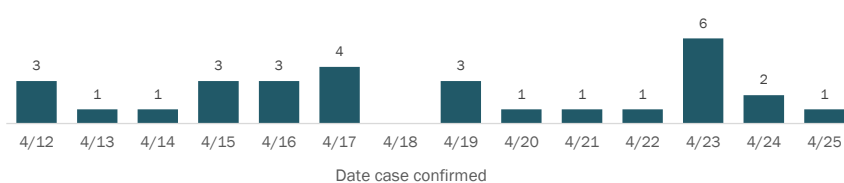
Unknown 0

## Age for Florida residents

Range 2 - 91

Median age 53

## Cases confirmed in Florida residents per day



## Race, ethnicity

	Cases	Hospitalizations	Deaths
White	153	78%	29
Hispanic	7	4%	2
Non-Hispanic	141	72%	27
Unknown ethnicity	5	3%	0
Black	11	6%	0
Hispanic	0	0%	0
Non-Hispanic	11	6%	0
Unknown ethnicity	0	0%	0
Other	13	7%	4
Hispanic	1	1%	0
Non-Hispanic	10	5%	3
Unknown ethnicity	2	1%	1
Unknown race	19	10%	2
Hispanic	2	1%	0
Non-Hispanic	0	0%	0
Unknown ethnicity	17	9%	2
<b>Total</b>	<b>196</b>	<b>35</b>	<b>4</b>

## Outcomes for Florida residents

### St. Johns

Hospitalizations	35	(18% of all cases)
Deaths	4	(2% of all cases)

### Statewide

Hospitalizations	4,957	(16% of all cases)
Deaths	1,074	(4% of all cases)

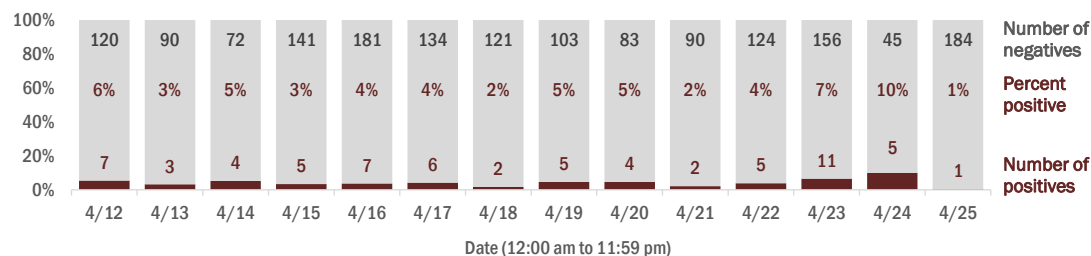
**Hospitalization** counts include anyone who was hospitalized at some point during their illness. It does not reflect the number of people currently hospitalized.

**Other race** includes any person with a race of American Indian/Alaskan native, Asian, native Hawaiian/Pacific Islander, or other.

## Laboratory testing for Florida residents and non-Florida residents over the past 2 weeks

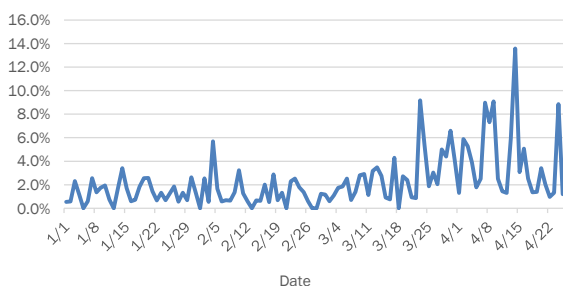
### Number and percent of positive labs

These counts include the number of people for whom the department received laboratory results by day. People tested on multiple days will be included for each day a new result was received. A person is only counted once for each day they are tested, regardless of whether multiple specimens are tested or multiple results are received. If a person has a positive specimen and a negative specimen in the same day, only the positive result is counted.

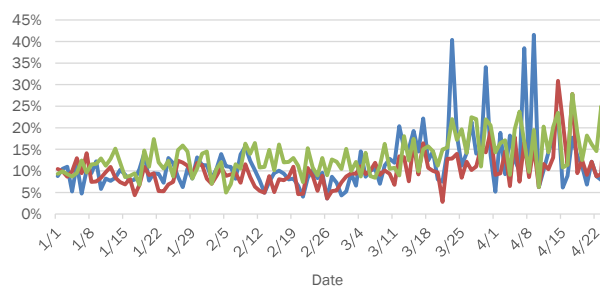


## Emergency department (ED) chief complaint and admission data for St. Johns County

### Daily percent of ED visits that result in cough-associated admissions



### Daily percent of ED visits that mention cough, fever, or shortness of breath



The Electronic Surveillance System for the Early Notification of Community-Based Epidemics (ESSENCE-FL) includes chief complaint data from 214 of 215 Florida EDs. Data are transmitted electronically to ESSENCE-FL daily or hourly.

# Coronavirus: summary for St. Lucie County

Data verified as of Apr 26, 2020 at 10 AM

Data in this report are provisional and subject to change.

## Confirmed cases

**Total cases** 228

Florida residents 222

Non-Florida residents 6

## Gender for Florida residents

Men 91

Women 131

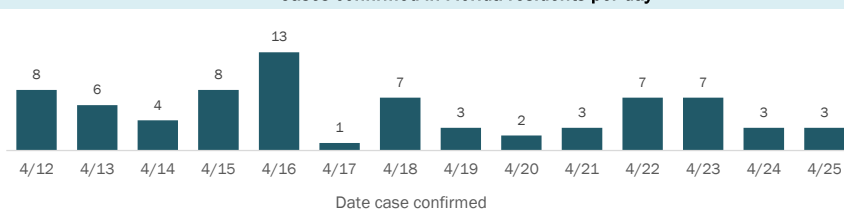
Unknown 0

## Age for Florida residents

Range 3 - 97

Median age 59

## Cases confirmed in Florida residents per day



Race, ethnicity	Cases	Hospitalizations	Deaths
White	138 <div></div> 62%	47 <div></div> 69%	16 <div></div> 84%
Hispanic	27 <div></div> 12%	6 <div></div> 9%	1 <div></div> 5%
Non-Hispanic	109 <div></div> 49%	41 <div></div> 60%	15 <div></div> 79%
Unknown ethnicity	2 <div></div> 1%	0 <div></div> 0%	0 <div></div> 0%
Black	50 <div></div> 23%	14 <div></div> 21%	2 <div></div> 11%
Hispanic	1 <div></div> 0%	1 <div></div> 1%	0 <div></div> 0%
Non-Hispanic	47 <div></div> 21%	12 <div></div> 18%	2 <div></div> 11%
Unknown ethnicity	2 <div></div> 1%	1 <div></div> 1%	0 <div></div> 0%
Other	15 <div></div> 7%	5 <div></div> 7%	1 <div></div> 5%
Hispanic	4 <div></div> 2%	1 <div></div> 1%	0 <div></div> 0%
Non-Hispanic	10 <div></div> 5%	3 <div></div> 4%	1 <div></div> 5%
Unknown ethnicity	1 <div></div> 0%	1 <div></div> 1%	0 <div></div> 0%
Unknown race	19 <div></div> 9%	2 <div></div> 3%	0 <div></div> 0%
Hispanic	0 <div></div> 0%	0 <div></div> 0%	0 <div></div> 0%
Non-Hispanic	0 <div></div> 0%	0 <div></div> 0%	0 <div></div> 0%
Unknown ethnicity	19 <div></div> 9%	2 <div></div> 3%	0 <div></div> 0%
Total	222	68	19

## Outcomes for Florida residents

### St. Lucie

Hospitalizations 68 (31% of all cases)

Deaths 19 (9% of all cases)

### Statewide

Hospitalizations 4,957 (16% of all cases)

Deaths 1,074 (4% of all cases)

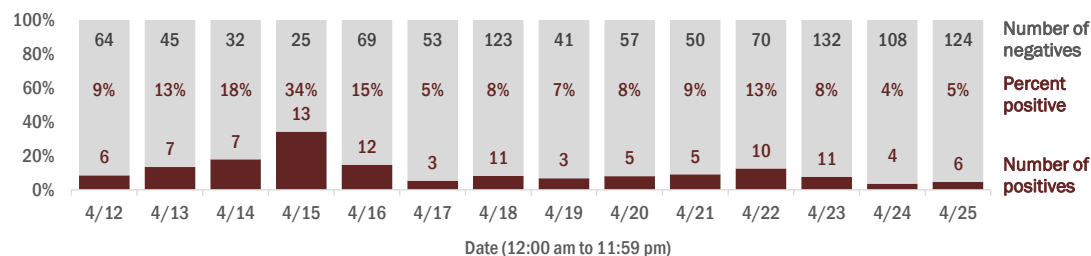
**Hospitalization** counts include anyone who was hospitalized at some point during their illness. It does not reflect the number of people currently hospitalized.

**Other race** includes any person with a race of American Indian/Alaskan native, Asian, native Hawaiian/Pacific Islander, or other.

## Laboratory testing for Florida residents and non-Florida residents over the past 2 weeks

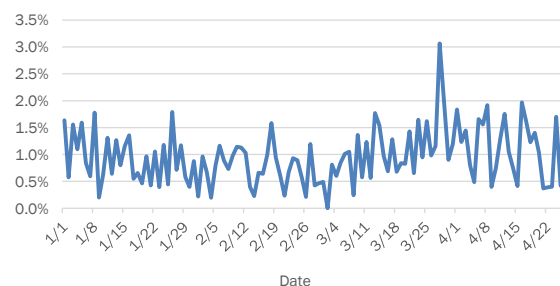
### Number and percent of positive labs

These counts include the number of people for whom the department received laboratory results by day. People tested on multiple days will be included for each day a new result was received. A person is only counted once for each day they are tested, regardless of whether multiple specimens are tested or multiple results are received. If a person has a positive specimen and a negative specimen in the same day, only the positive result is counted.

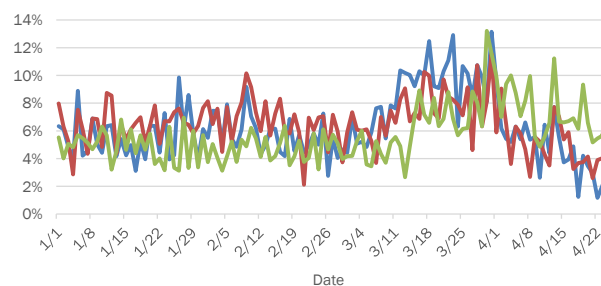


## Emergency department (ED) chief complaint and admission data for St. Lucie County

### Daily percent of ED visits that result in cough-associated admissions



### Daily percent of ED visits that mention cough, fever, or shortness of breath



The Electronic Surveillance System for the Early Notification of Community-Based Epidemics (ESSENCE-FL) includes chief complaint data from 214 of 215 Florida EDs. Data are transmitted electronically to ESSENCE-FL daily or hourly.

# Coronavirus: summary for Sumter County

Data verified as of Apr 26, 2020 at 10 AM

Data in this report are provisional and subject to change.

## Confirmed cases

**Total cases** 171

Florida residents 171

Non-Florida residents 0

## Gender for Florida residents

Men 109

Women 61

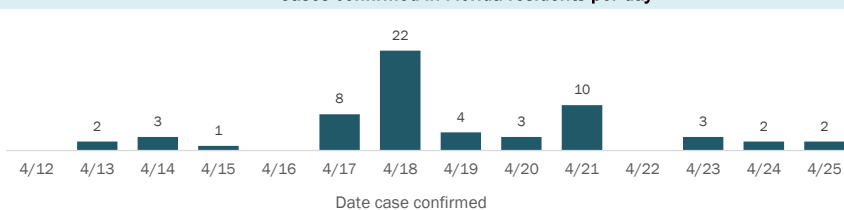
Unknown 1

## Age for Florida residents

Range 17 - 92

Median age 66

## Cases confirmed in Florida residents per day



## Race, ethnicity

	Cases		Hospitalizations		Deaths	
White	149	87%	34	87%	11	92%
Hispanic	9	5%	3	8%	0	0%
Non-Hispanic	140	82%	31	79%	11	92%
Unknown ethnicity	0	0%	0	0%	0	0%
Black	13	8%	3	8%	0	0%
Hispanic	0	0%	0	0%	0	0%
Non-Hispanic	12	7%	3	8%	0	0%
Unknown ethnicity	1	1%	0	0%	0	0%
Other	2	1%	1	3%	1	8%
Hispanic	0	0%	0	0%	0	0%
Non-Hispanic	2	1%	1	3%	1	8%
Unknown ethnicity	0	0%	0	0%	0	0%
Unknown race	7	4%	1	3%	0	0%
Hispanic	0	0%	0	0%	0	0%
Non-Hispanic	0	0%	0	0%	0	0%
Unknown ethnicity	7	4%	1	3%	0	0%

**Total** 171 39 12

**Hospitalization** counts include anyone who was hospitalized at some point during their illness. It does not reflect the number of people currently hospitalized.

**Other race** includes any person with a race of American Indian/Alaskan native, Asian, native Hawaiian/Pacific Islander, or other.

## Outcomes for Florida residents

### Sumter

Hospitalizations 39 (23% of all cases)  
Deaths 12 (7% of all cases)

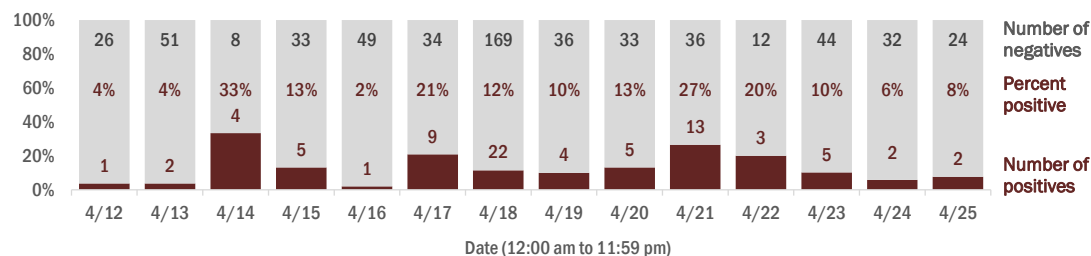
### Statewide

Hospitalizations 4,957 (16% of all cases)  
Deaths 1,074 (4% of all cases)

## Laboratory testing for Florida residents and non-Florida residents over the past 2 weeks

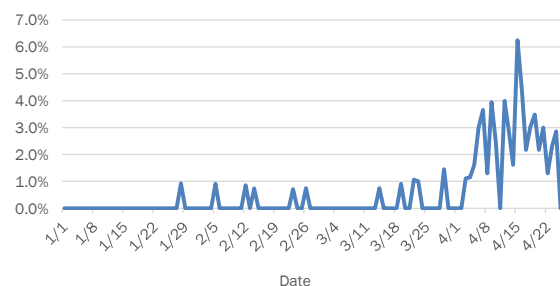
### Number and percent of positive labs

These counts include the number of people for whom the department received laboratory results by day. People tested on multiple days will be included for each day a new result was received. A person is only counted once for each day they are tested, regardless of whether multiple specimens are tested or multiple results are received. If a person has a positive specimen and a negative specimen in the same day, only the positive result is counted.

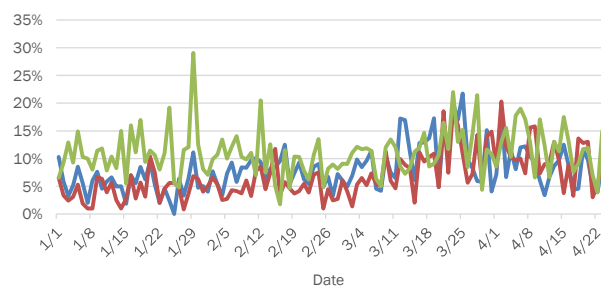


## Emergency department (ED) chief complaint and admission data for Sumter County

### Daily percent of ED visits that result in cough-associated admissions



### Daily percent of ED visits that mention cough, fever, or shortness of breath



The Electronic Surveillance System for the Early Notification of Community-Based Epidemics (ESSENCE-FL) includes chief complaint data from 214 of 215 Florida EDs. Data are transmitted electronically to ESSENCE-FL daily or hourly.

# Coronavirus: summary for Suwannee County

Data verified as of Apr 26, 2020 at 10 AM

Data in this report are provisional and subject to change.

## Confirmed cases

**Total cases** 116

Florida residents 116

Non-Florida residents 0

## Gender for Florida residents

Men 32

Women 84

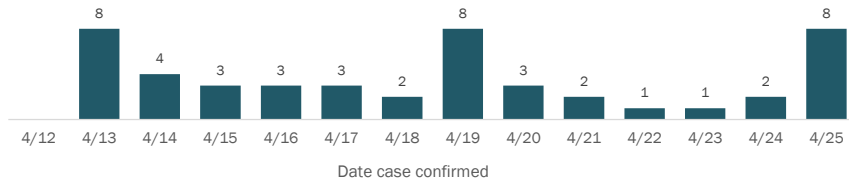
Unknown 0

## Age for Florida residents

Range 5 - 102

Median age 63

## Cases confirmed in Florida residents per day



## Race, ethnicity

	Cases	Hospitalizations	Deaths
White	76	21	9
Hispanic	3	1	1
Non-Hispanic	73	20	8
Unknown ethnicity	0	0	0
Black	35	7	2
Hispanic	0	0	0
Non-Hispanic	34	6	2
Unknown ethnicity	1	1	0
Other	0	0	0
Hispanic	0	0	0
Non-Hispanic	0	0	0
Unknown ethnicity	0	0	0
Unknown race	5	2	0
Hispanic	0	0	0
Non-Hispanic	0	0	0
Unknown ethnicity	5	2	0
<b>Total</b>	<b>116</b>	<b>30</b>	<b>11</b>

## Outcomes for Florida residents

### Suwannee

Hospitalizations	30	(26% of all cases)
Deaths	11	(9% of all cases)

### Statewide

Hospitalizations	4,957	(16% of all cases)
Deaths	1,074	(4% of all cases)

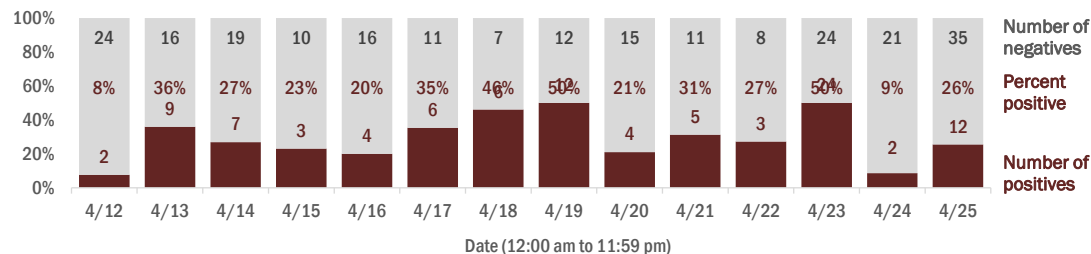
**Hospitalization** counts include anyone who was hospitalized at some point during their illness. It does not reflect the number of people currently hospitalized.

**Other race** includes any person with a race of American Indian/Alaskan native, Asian, native Hawaiian/Pacific Islander, or other.

## Laboratory testing for Florida residents and non-Florida residents over the past 2 weeks

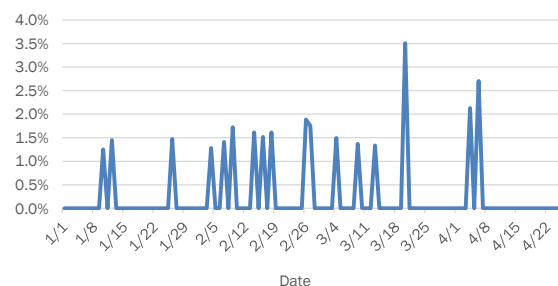
### Number and percent of positive labs

These counts include the number of people for whom the department received laboratory results by day. People tested on multiple days will be included for each day a new result was received. A person is only counted once for each day they are tested, regardless of whether multiple specimens are tested or multiple results are received. If a person has a positive specimen and a negative specimen in the same day, only the positive result is counted.

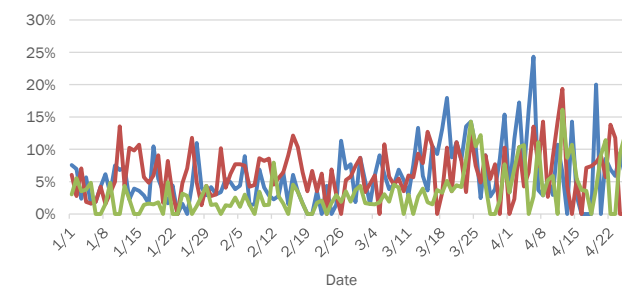


## Emergency department (ED) chief complaint and admission data for Suwannee County

### Daily percent of ED visits that result in cough-associated admissions



### Daily percent of ED visits that mention cough, fever, or shortness of breath



The Electronic Surveillance System for the Early Notification of Community-Based Epidemics (ESSENCE-FL) includes chief complaint data from 214 of 215 Florida EDs. Data are transmitted electronically to ESSENCE-FL daily or hourly.

# Coronavirus: summary for Taylor County

Data verified as of Apr 26, 2020 at 10 AM

Data in this report are provisional and subject to change.

## Confirmed cases

**Total cases** 3

Florida residents 3

Non-Florida residents 0

## Gender for Florida residents

Men 0

Women 3

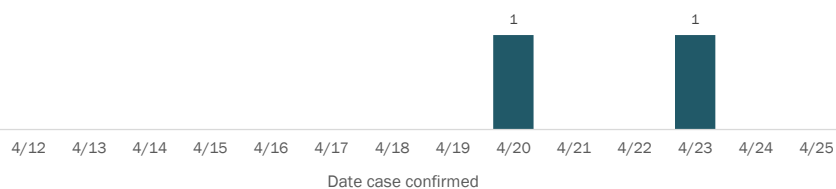
Unknown 0

## Age for Florida residents

Range 29 - 60

Median age 47

## Cases confirmed in Florida residents per day



Race, ethnicity	Cases	Hospitalizations	Deaths
White	3	0	0
Hispanic	0	0	0
Non-Hispanic	3	0	0
Unknown ethnicity	0	0	0
Black	0	0	0
Hispanic	0	0	0
Non-Hispanic	0	0	0
Unknown ethnicity	0	0	0
Other	0	0	0
Hispanic	0	0	0
Non-Hispanic	0	0	0
Unknown ethnicity	0	0	0
Unknown race	0	0	0
Hispanic	0	0	0
Non-Hispanic	0	0	0
Unknown ethnicity	0	0	0
<b>Total</b>	<b>3</b>	<b>0</b>	<b>0</b>

## Outcomes for Florida residents

### Taylor

Hospitalizations 0 (0% of all cases)  
Deaths 0 (0% of all cases)

### Statewide

Hospitalizations 4,957 (16% of all cases)  
Deaths 1,074 (4% of all cases)

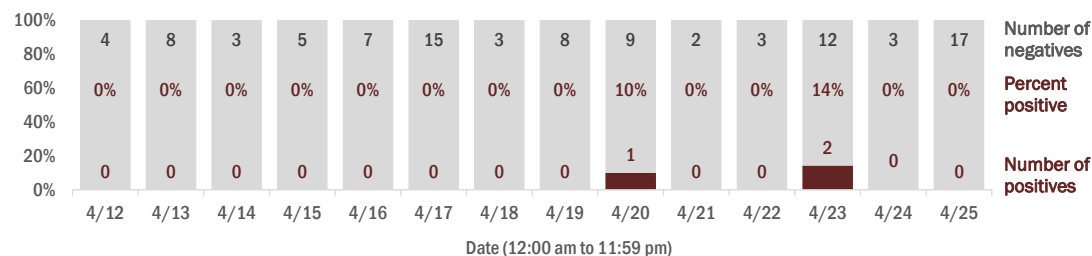
**Hospitalization** counts include anyone who was hospitalized at some point during their illness. It does not reflect the number of people currently hospitalized.

**Other race** includes any person with a race of American Indian/Alaskan native, Asian, native Hawaiian/Pacific Islander, or other.

## Laboratory testing for Florida residents and non-Florida residents over the past 2 weeks

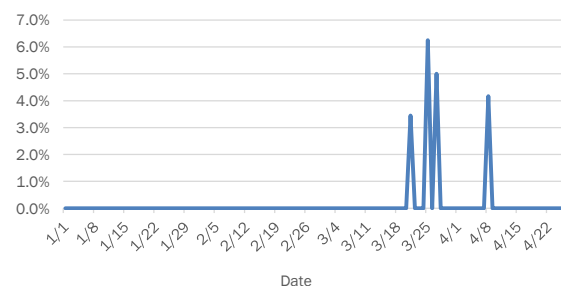
### Number and percent of positive labs

These counts include the number of people for whom the department received laboratory results by day. People tested on multiple days will be included for each day a new result was received. A person is only counted once for each day they are tested, regardless of whether multiple specimens are tested or multiple results are received. If a person has a positive specimen and a negative specimen in the same day, only the positive result is counted.

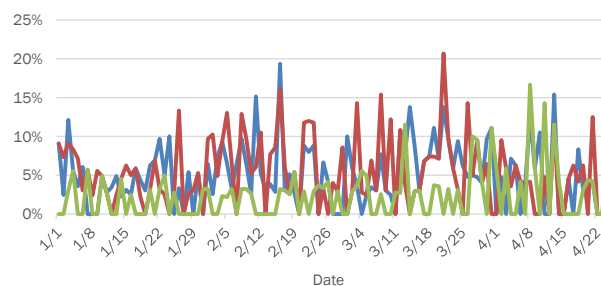


## Emergency department (ED) chief complaint and admission data for Taylor County

### Daily percent of ED visits that result in cough-associated admissions



### Daily percent of ED visits that mention cough, fever, or shortness of breath



The Electronic Surveillance System for the Early Notification of Community-Based Epidemics (ESSENCE-FL) includes chief complaint data from 214 of 215 Florida EDs. Data are transmitted electronically to ESSENCE-FL daily or hourly.

# Coronavirus: summary for Union County

Data verified as of Apr 26, 2020 at 10 AM

Data in this report are provisional and subject to change.

## Confirmed cases

**Total cases** 4

Florida residents 4

Non-Florida residents 0

## Gender for Florida residents

Men 2

Women 2

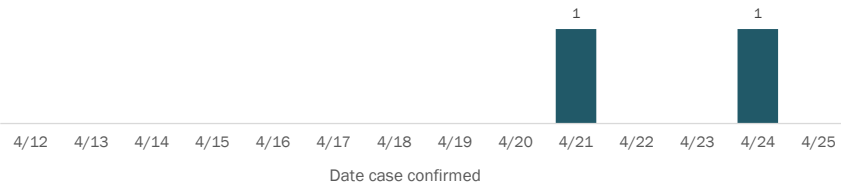
Unknown 0

## Age for Florida residents

Range 25 - 60

Median age 55

## Cases confirmed in Florida residents per day



Race, ethnicity	Cases	Hospitalizations	Deaths
White	3	75%	0
Hispanic	0	0%	0
Non-Hispanic	3	75%	0
Unknown ethnicity	0	0%	0
Black	0	0%	0
Hispanic	0	0%	0
Non-Hispanic	0	0%	0
Unknown ethnicity	0	0%	0
Other	0	0%	0
Hispanic	0	0%	0
Non-Hispanic	0	0%	0
Unknown ethnicity	0	0%	0
Unknown race	1	25%	0
Hispanic	0	0%	0
Non-Hispanic	0	0%	0
Unknown ethnicity	1	25%	0
<b>Total</b>	<b>4</b>	<b>0</b>	<b>0</b>

## Outcomes for Florida residents

### Union

Hospitalizations 0 (0% of all cases)

Deaths 0 (0% of all cases)

### Statewide

Hospitalizations 4,957 (16% of all cases)

Deaths 1,074 (4% of all cases)

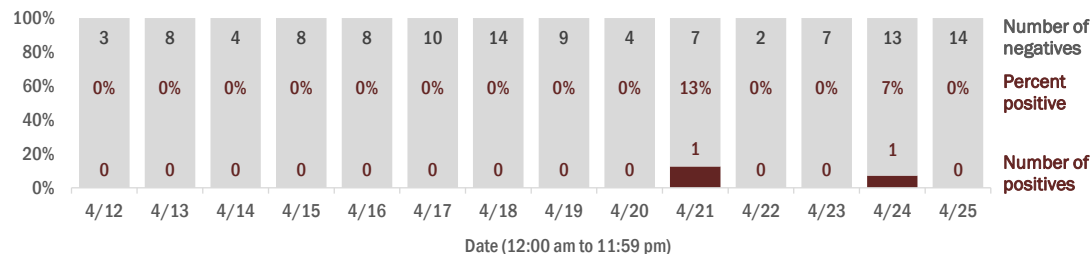
**Hospitalization** counts include anyone who was hospitalized at some point during their illness. It does not reflect the number of people currently hospitalized.

**Other race** includes any person with a race of American Indian/Alaskan native, Asian, native Hawaiian/Pacific Islander, or other.

## Laboratory testing for Florida residents and non-Florida residents over the past 2 weeks

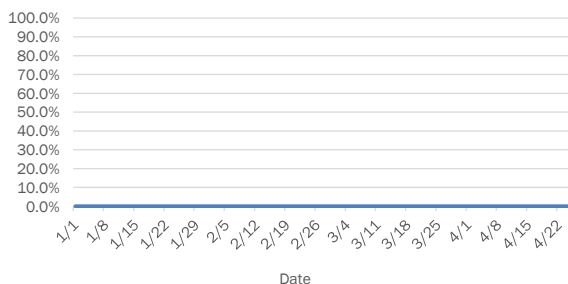
### Number and percent of positive labs

These counts include the number of people for whom the department received laboratory results by day. People tested on multiple days will be included for each day a new result was received. A person is only counted once for each day they are tested, regardless of whether multiple specimens are tested or multiple results are received. If a person has a positive specimen and a negative specimen in the same day, only the positive result is counted.

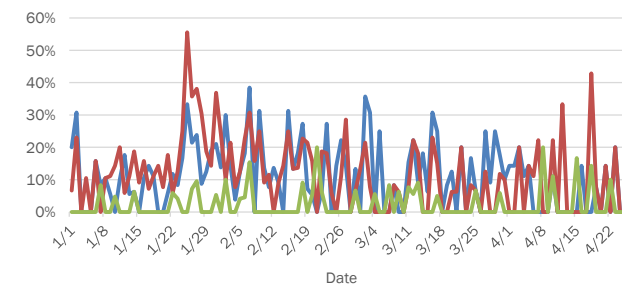


## Emergency department (ED) chief complaint and admission data for Union County

### Daily percent of ED visits that result in cough-associated admissions



### Daily percent of ED visits that mention cough, fever, or shortness of breath



The Electronic Surveillance System for the Early Notification of Community-Based Epidemics (ESSENCE-FL) includes chief complaint data from 214 of 215 Florida EDs. Data are transmitted electronically to ESSENCE-FL daily or hourly.

# Coronavirus: summary for Volusia County

Data verified as of Apr 26, 2020 at 10 AM

Data in this report are provisional and subject to change.

## Confirmed cases

**Total cases** 434

Florida residents 424

Non-Florida residents 10

## Gender for Florida residents

Men 248

Women 176

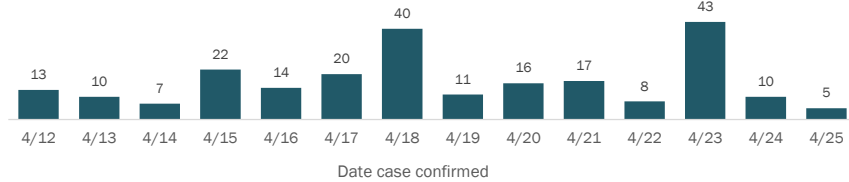
Unknown 0

## Age for Florida residents

Range 1 - 102

Median age 53

## Cases confirmed in Florida residents per day



Race, ethnicity	Cases	Hospitalizations	Deaths
White	239	56%	16
Hispanic	29	7%	1
Non-Hispanic	192	45%	15
Unknown ethnicity	18	4%	0
Black	52	12%	1
Hispanic	2	0%	0
Non-Hispanic	48	11%	1
Unknown ethnicity	2	0%	0
Other	73	17%	0
Hispanic	12	3%	0
Non-Hispanic	25	6%	0
Unknown ethnicity	36	8%	1
Unknown race	60	14%	2
Hispanic	1	0%	0
Non-Hispanic	2	0%	0
Unknown ethnicity	57	13%	2
<b>Total</b>	<b>424</b>	<b>74</b>	<b>17</b>

## Outcomes for Florida residents

### Volusia

Hospitalizations 74 (17% of all cases)

Deaths 17 (4% of all cases)

### Statewide

Hospitalizations 4,957 (16% of all cases)

Deaths 1,074 (4% of all cases)

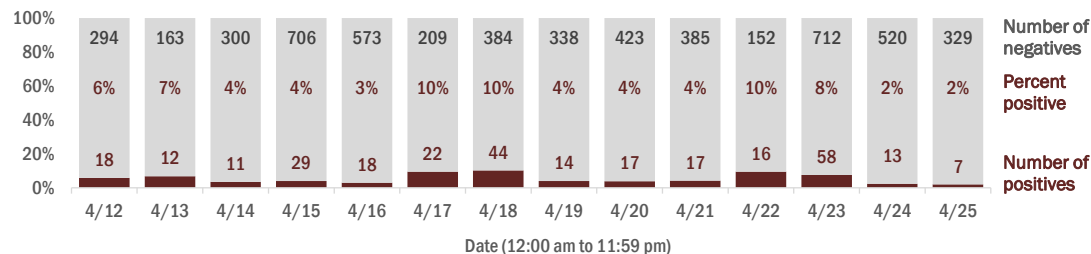
**Hospitalization** counts include anyone who was hospitalized at some point during their illness. It does not reflect the number of people currently hospitalized.

**Other race** includes any person with a race of American Indian/Alaskan native, Asian, native Hawaiian/Pacific Islander, or other.

## Laboratory testing for Florida residents and non-Florida residents over the past 2 weeks

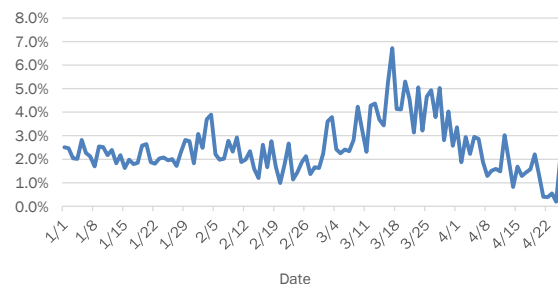
### Number and percent of positive labs

These counts include the number of people for whom the department received laboratory results by day. People tested on multiple days will be included for each day a new result was received. A person is only counted once for each day they are tested, regardless of whether multiple specimens are tested or multiple results are received. If a person has a positive specimen and a negative specimen in the same day, only the positive result is counted.

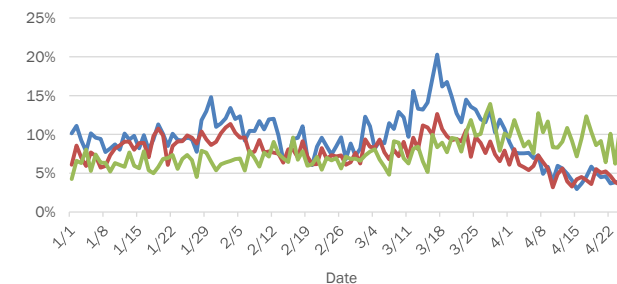


## Emergency department (ED) chief complaint and admission data for Volusia County

### Daily percent of ED visits that result in cough-associated admissions



### Daily percent of ED visits that mention cough, fever, or shortness of breath



The Electronic Surveillance System for the Early Notification of Community-Based Epidemics (ESSENCE-FL) includes chief complaint data from 214 of 215 Florida EDs. Data are transmitted electronically to ESSENCE-FL daily or hourly.



# Coronavirus: summary for Wakulla County

Data verified as of Apr 26, 2020 at 10 AM

Data in this report are provisional and subject to change.

## Confirmed cases

**Total cases** 21

Florida residents 20

Non-Florida residents 1

## Gender for Florida residents

Men 5

Women 15

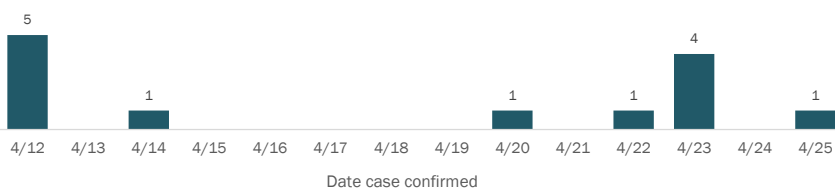
Unknown 0

## Age for Florida residents

Range 19 - 65

Median age 38

## Cases confirmed in Florida residents per day



## Race, ethnicity

	Cases		Hospitalizations		Deaths	
White	7	35%	2	40%	1	100%
Hispanic	0	0%	0	0%	0	0%
Non-Hispanic	7	35%	2	40%	1	100%
Unknown ethnicity	0	0%	0	0%	0	0%
Black	11	55%	2	40%	0	0%
Hispanic	0	0%	0	0%	0	0%
Non-Hispanic	11	55%	2	40%	0	0%
Unknown ethnicity	0	0%	0	0%	0	0%
Other	1	5%	1	20%	0	0%
Hispanic	0	0%	0	0%	0	0%
Non-Hispanic	1	5%	1	20%	0	0%
Unknown ethnicity	0	0%	0	0%	0	0%
Unknown race	1	5%	0	0%	0	0%
Hispanic	0	0%	0	0%	0	0%
Non-Hispanic	0	0%	0	0%	0	0%
Unknown ethnicity	1	5%	0	0%	0	0%
<b>Total</b>	<b>20</b>		<b>5</b>		<b>1</b>	

## Outcomes for Florida residents

### Wakulla

Hospitalizations	5	(25% of all cases)
Deaths	1	(5% of all cases)

### Statewide

Hospitalizations	4,957	(16% of all cases)
Deaths	1,074	(4% of all cases)

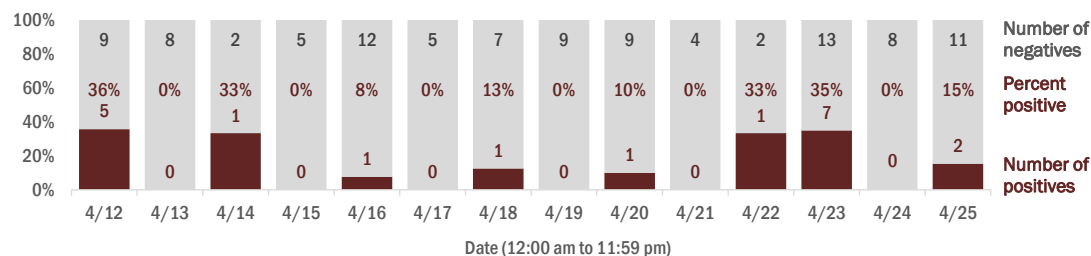
**Hospitalization** counts include anyone who was hospitalized at some point during their illness. It does not reflect the number of people currently hospitalized.

**Other race** includes any person with a race of American Indian/Alaskan native, Asian, native Hawaiian/Pacific Islander, or other.

## Laboratory testing for Florida residents and non-Florida residents over the past 2 weeks

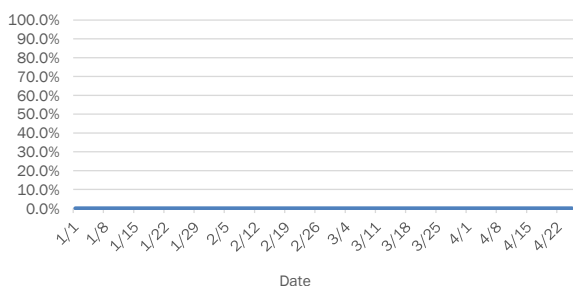
### Number and percent of positive labs

These counts include the number of people for whom the department received laboratory results by day. People tested on multiple days will be included for each day a new result was received. A person is only counted once for each day they are tested, regardless of whether multiple specimens are tested or multiple results are received. If a person has a positive specimen and a negative specimen in the same day, only the positive result is counted.

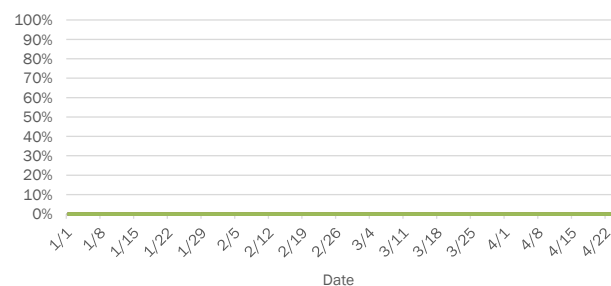


## Emergency department (ED) chief complaint and admission data for Wakulla County

Daily percent of ED visits that result in **cough-associated admissions**



Daily percent of ED visits that mention **cough**, **fever**, or **shortness of breath**



The Electronic Surveillance System for the Early Notification of Community-Based Epidemics (ESSENCE-FL) includes chief complaint data from 214 of 215 Florida EDs. Data are transmitted electronically to ESSENCE-FL daily or hourly.

# Coronavirus: summary for Walton County

Data verified as of Apr 26, 2020 at 10 AM

Data in this report are provisional and subject to change.

## Confirmed cases

**Total cases** 35

Florida residents 27

Non-Florida residents 8

## Gender for Florida residents

Men 9

Women 18

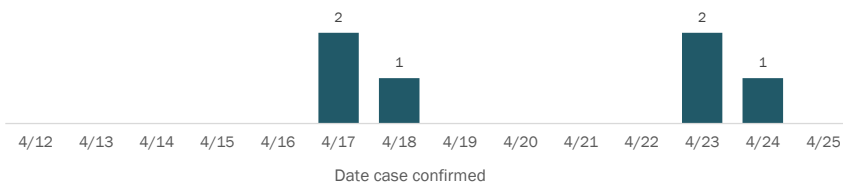
Unknown 0

## Age for Florida residents

Range 20 - 90

Median age 49

## Cases confirmed in Florida residents per day



## Race, ethnicity

	Cases		Hospitalizations		Deaths
White	23	85%	5	83%	0
Hispanic	1	4%	0	0%	0
Non-Hispanic	22	81%	5	83%	0
Unknown ethnicity	0	0%	0	0%	0
Black	3	11%	1	17%	0
Hispanic	0	0%	0	0%	0
Non-Hispanic	3	11%	1	17%	0
Unknown ethnicity	0	0%	0	0%	0
Other	0	0%	0	0%	0
Hispanic	0	0%	0	0%	0
Non-Hispanic	0	0%	0	0%	0
Unknown ethnicity	0	0%	0	0%	0
Unknown race	1	4%	0	0%	0
Hispanic	0	0%	0	0%	0
Non-Hispanic	0	0%	0	0%	0
Unknown ethnicity	1	4%	0	0%	0
<b>Total</b>	<b>27</b>		<b>6</b>		<b>0</b>

## Outcomes for Florida residents

### Walton

Hospitalizations 6 (22% of all cases)  
Deaths 0 (0% of all cases)

### Statewide

Hospitalizations 4,957 (16% of all cases)  
Deaths 1,074 (4% of all cases)

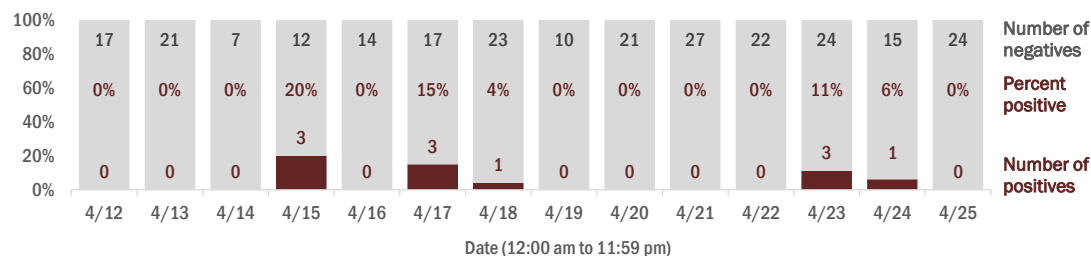
**Hospitalization** counts include anyone who was hospitalized at some point during their illness. It does not reflect the number of people currently hospitalized.

**Other race** includes any person with a race of American Indian/Alaskan native, Asian, native Hawaiian/Pacific Islander, or other.

## Laboratory testing for Florida residents and non-Florida residents over the past 2 weeks

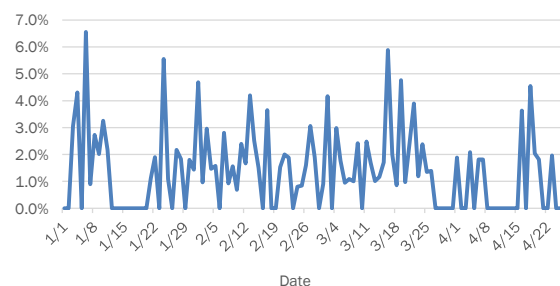
### Number and percent of positive labs

These counts include the number of people for whom the department received laboratory results by day. People tested on multiple days will be included for each day a new result was received. A person is only counted once for each day they are tested, regardless of whether multiple specimens are tested or multiple results are received. If a person has a positive specimen and a negative specimen in the same day, only the positive result is counted.

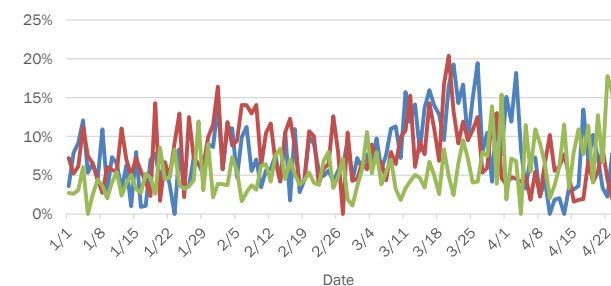


## Emergency department (ED) chief complaint and admission data for Walton County

### Daily percent of ED visits that result in cough-associated admissions



### Daily percent of ED visits that mention cough, fever, or shortness of breath



The Electronic Surveillance System for the Early Notification of Community-Based Epidemics (ESSENCE-FL) includes chief complaint data from 214 of 215 Florida EDs. Data are transmitted electronically to ESSENCE-FL daily or hourly.

# Coronavirus: summary for Washington County

Data verified as of Apr 26, 2020 at 10 AM

Data in this report are provisional and subject to change.

## Confirmed cases

**Total cases** 12

Florida residents 12

Non-Florida residents 0

## Gender for Florida residents

Men 7

Women 5

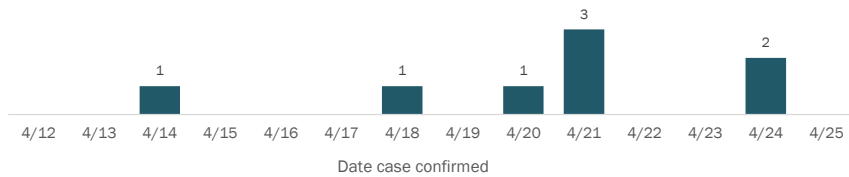
Unknown 0

## Age for Florida residents

Range 25 - 62

Median age 55

## Cases confirmed in Florida residents per day



## Race, ethnicity

**White** 12 100%

Hispanic 0 0%

Non-Hispanic 12 100%

Unknown ethnicity 0 0%

**Black** 0 0%

Hispanic 0 0%

Non-Hispanic 0 0%

Unknown ethnicity 0 0%

**Other** 0 0%

Hispanic 0 0%

Non-Hispanic 0 0%

Unknown ethnicity 0 0%

**Unknown race** 0 0%

Hispanic 0 0%

Non-Hispanic 0 0%

Unknown ethnicity 0 0%

**Total** 12

## Hospitalizations

1 100%

0 0%

1 100%

0 0%

0 0%

0 0%

0 0%

0 0%

0 0%

0 0%

0 0%

0 0%

0 0%

0 0%

0 0%

0 0%

**Total** 1

## Deaths

0 N/A

0 N/A

0 N/A

0 N/A

0 N/A

0 N/A

0 N/A

0 N/A

0 N/A

0 N/A

0 N/A

0 N/A

0 N/A

0 N/A

0 N/A

0 N/A

**Total** 0

## Outcomes for Florida residents

### Washington

Hospitalizations 1 (8% of all cases)

Deaths 0 (0% of all cases)

### Statewide

Hospitalizations 4,957 (16% of all cases)

Deaths 1,074 (4% of all cases)

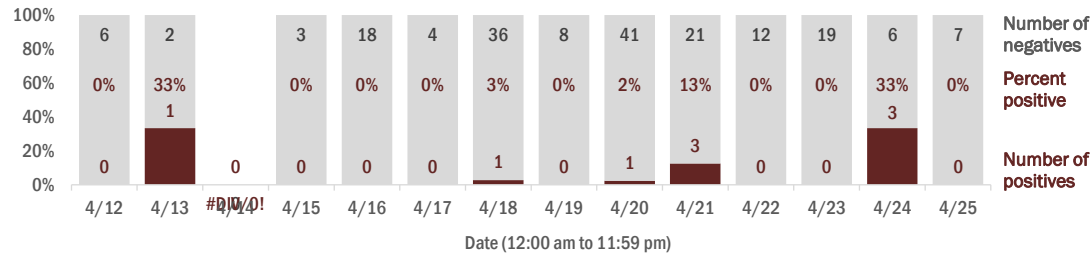
**Hospitalization** counts include anyone who was hospitalized at some point during their illness. It does not reflect the number of people currently hospitalized.

**Other race** includes any person with a race of American Indian/Alaskan native, Asian, native Hawaiian/Pacific Islander, or other.

## Laboratory testing for Florida residents and non-Florida residents over the past 2 weeks

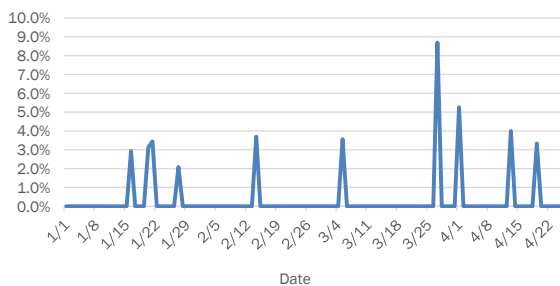
### Number and percent of positive labs

These counts include the number of people for whom the department received laboratory results by day. People tested on multiple days will be included for each day a new result was received. A person is only counted once for each day they are tested, regardless of whether multiple specimens are tested or multiple results are received. If a person has a positive specimen and a negative specimen in the same day, only the positive result is counted.

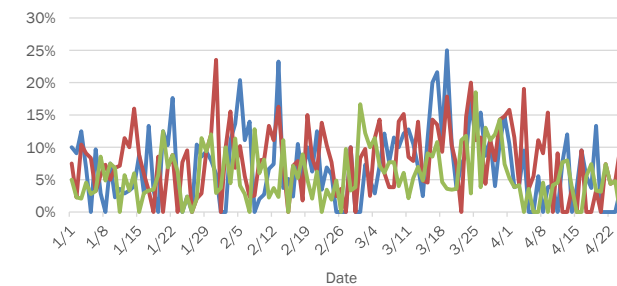


## Emergency department (ED) chief complaint and admission data for Washington County

### Daily percent of ED visits that result in cough-associated admissions



### Daily percent of ED visits that mention cough, fever, or shortness of breath



The Electronic Surveillance System for the Early Notification of Community-Based Epidemics (ESSENCE-FL) includes chief complaint data from 214 of 215 Florida EDs. Data are transmitted electronically to ESSENCE-FL daily or hourly.